



contractor

C L E M C O P R O D U C T C A T A L O G

'22

industrial



CLEMCO®

2022

CLEMCO INDUSTRIES CORP

PRODUCT CATALOG



CLEMCO[®]
INDUSTRIES CORP.

CLEMCO[®]
INDUSTRIES CORP.

©2022 Clemco Industries Corp.

One Cable Car Drive • Washington, MO 63090 • Phone: 636.239.4300 • Fax: 800.726.7559
www.clemcoindustries.com

Section 1 – Contractor Blast Machines

- Blast Machine Packages2
- Blast Machines with Remotes.....4

Section 2 – Classic Blast Machines

- .5 and 1 CUFT Blast Machine packages2
- 3 and 6 CUFT Blast Machine packages4
- Portable and stationary Blast Machines w/remotes7
- Accessory packages8

Section 3 – Pro Series Big Clem

- Machines & Accessories.....2

Section 4 – Wet Blast Systems

- Flex Systems2
- Wet Blast Injector6

Section 5 – Blast Machine Spare Parts

- 3 and 6 CUFT Machines2
- 10 and 20 CUFT Machines3
- Bulk Blast Machines with 1 ½ piping4
- Air Filters5
- Pop Up Valves6
- Blast Machine Accessories7

Section 6 – Remote Controls

- Pneumatic Pressure release2
- Electric Pressure release.....4
- Quantum.....5
- TLR Remote Controls7
- Abrasive Trap and Exhaust Muffler10
- Millennium.....11
- RLX Remote Handles.....13
- ACE Air Valve.....16
- Pro Series Big Clem Remote Control Parts.....17
- Wet Blast Flex Remote Control Parts18

Section 7 – Abrasive Metering Valves

- Application Guide.....2
- FSV3
- Quantum Valves.....4
- GritWizard.....7
- Sentinel.....8
- Other Manual Valves.....9

Section 8 – Blast Hose, Couplings, & Nozzle Holders

- Blast Hose2
- Couplings4
- Nozzle Holders.....6

Section 9 - Nozzles

- Tungsten-Carbide lined.....2
- CLEMLITE Silicon-carbide lined.....4
- Specialty Nozzles and Nozzle Washers5

Section 10 – Personal Protective Equipment

- Apollo High-Pressure Supplied Air Respirators2
- Lenses and Air Control Devices4
- Cooling and Climate Control Devices5
- Breathing Air Filters7
- Apollo Low-Pressure Supplied Air Respirators9
- Ambient Air Pumps.....11
- Carbon Monoxide Monitors13
- Operator Clothing and Safety Accessories.....16

Section 11 – Specialty Blast Equipment

- Power Gun.....2
- Suction Gun.....4
- Hollo-Blast.....5
- Spin-Blast.....8
- Pipe Pro XL.....9

Section 12 – Abrasive Blast & Vacuum Systems

- Comet Portable Suction Blast & Vacuum System.....2
- Super Comet Suction Blast & Vacuum System.....3
- Educt-O-Matic.....4
- Easy Load5
- Munkebo Vacuum Systems8

Section 13 – Contractor Legacy Products

- TLR.....2
- Apollo 60 H and LP Parts.....3
- Big Clem Parts.....5
- CMS-3 Replacement parts7

Section 14 – Blast Room Recovery Systems

- Sweep-In Blast Room Recovery Systems.....2
- M-Section3
- Belt Conveyor4
- Hopper.....5
- Blast Room Components.....6
- Preassembled Blast Rooms8

Section 15 – Aerolyte Cabinets

- Application Notes.....2
- Bicarbonator Cabinets3
- Plastic Media Cabinets.....4

Section 16 – Pulsar Cabinets

- Application Notes.....2
- Pulsar Plus - Suction3
- Pulsar Plus - Pressure5
- Pulsar 3-D7

Section 17 – BNP Hand Cabinets

- Application Notes.....2
- BNP 55, 65, 2203
- Double Blast Cabinets.....6
- BNP 6012, 7212 Mini Blast Rooms7
- Specialty and Economy Cabinets9

Section 18 – BNP Tumble Cabinets

- BNP 162/164/166 Tumble Barrel2
- DCM 161 Mini-Tumble6
- BNP 160 Tumble9
- 4 – Gallon Tumble Basket.....15

Section 19 – Cabinet Guns, Hoses, & Nozzles

- BNP Gun Accessories2
- Hand Cabinet Nozzles4
- Automatic Blast Gun Assemblies5

Section 20 – Cabinet Reclaimer

- Push-Thru.....2
- Pull Thru3
- BNP Reclaimer Replacement Parts and Accessories4
- Pulsar Reclaimer Replacement Parts and Accessories9
- BNP (900 and 1200 CFM) Reclaimer Replacement Parts10

Section 21 – Dust Collectors

- Dry Filter Parts and Dust Bags2
- CDC-1 Reverse Pulse.....3
- Pulsar Plus III and VI Reverse Pulse.....5
- RPC-2 Reverse Pulse.....7
- RPH Reverse Pulse.....8
- CDF Reverse Pulse9

Section 22 – Cabinet Replacement Parts

- Gloves and Aluminum Oxide Kits.....2
- Pulsar Plus 55-S.....3
- BNP 55, Pulsar 55SE and PSB 2342-6004
- BNP 65, Pulsar III, BNP Double 65, Aerolyte 3636A5
- BNP 220, Pulsar VI, Double 220 and Aerolyte 4060A8
- Pulsar Plus III an VI10
- BNP 600/6012, BNP 720/7212, Aerolyte 6060A-G212
- Pulsar IX.....14
- Pulsar Plus III an VI - Pressure.....15
- 2 CUFT Blast Machine Parts16
- Shop-Mate.....18
- Miscellaneous Cabinet Parts.....21

Section 23 – Automated Cabinets

- Industrial Automation2
- Sample Processing3

Section 24 - Industrial Legacy Products

- Pulsar III and VI parts.....2
- Pulsar III and VI Blast Machine parts.....3
- Pulsar III and VI Dust Collector parts4

Section 25 – Alphabetic Listing

Product Catalog Changes

- Policies and Conditions of Sale are now online – www.clemcoindustries.com/termsandconditions (Link goes live May 1, 2022.)
- Notice to purchasers and warranty are now online – www.clemcoindustries.com/warranty (Link goes live May 1, 2022.)

Part Numbers —No Pricing or Discounts

The Product Catalog is being introduced as a reference guide. Pricing and discounts have been removed from the catalog. Refer to the Clemco Pricing Excel Spreadsheet for List Prices and discounts.

Numerical Listing - Removed

Numerical listings have been removed from the Product Catalog. See the Clemco Pricing Excel Spreadsheet for List Prices and discounts.

Legacy Tabs — Added

Products are discontinued periodically, but spare part support may be required for a period which is why we have added legacy tabs to our product catalog for Contractor and industrial products that list spare parts which are available for discontinued products. Contractor legacy products can be found in Section 13. Industrial Legacy products can be found in Section 24 of the Product Catalog.

New Products

Pro-Series Big Clem Bulk Blast Machines — Section 3

Pro-Series Big Clem Bulk Blast Machines give you what you need: performance, productivity, safety, and convenience. They feature:

- 175-PSI Rated Pressure Vessels—The industry's highest rating for bulk blasters.
- The Industry's Fastest Refill Cycle—20% faster from depressurization to repressurization.
- Improved Super Sack Racks—For even faster and safer abrasive refills.
- GritWizard™ Pressure-Hold Metering Valves—Handle all common media. From ALOX to glass bead and everything in between. No need to stock multiple valves and spares.
- Pop-Up Valves—Time tested for decades as the industry's safest method for sealing pressure vessels.
- Simple Design—Intuitive set up, and easy access to wear components for adjustments and routine maintenance

Classic Blast Machines with Pressure-Hold Remote Controls — Section 2, pp. 7

Pressure-hold remotes are more efficient with air usage, which increases productivity. If they are equipped with an ACS, they can shut off abrasive flow, which enables operators to blow-off surfaces or clear their blast hoses. Pressure-hold remotes also promote safety. They have a fail-to-safe, normally closed design. If an operator no longer is depressing the remote control handle (for example, drops the remote control), the blast machine automatically stops blasting.

GritWizard™ Pressure-Hold Metering Valve — Section 7, p. 7

The GritWizard Abrasive Metering Valve is the only pneumatically operated, pressure-hold metering valve you'll ever need.

- Versatility—You don't need to stockpile spares or a collection of valves for different media. The GritWizard is your go-to valve for all common media types and applications—out-of-the-box without modifications, for industrial and contractor jobs.
- Performance—The GritWizard's optimal media flow ensures a consistent surface finish while maximizing productivity. You also can adjust media flow while the valve is actuated, so you don't waste time and media.
- Simplicity and Durability—The GritWizard is simple to maintain and repair, with 60% fewer wear parts, and its durable enough to last 12 times longer, so you stay in the field and out of the shop.

The GritWizard is standard on all Pro-Series Big Clem Bulk Blast Machines and Classic Pressure-Hold Blast Machines.

DISCONTINUED PRODUCTS

Big Clem Bulk Blast Machines

Beginning May 2022, Big Clem Bulk Blast Machines will be replaced with Pro-Series Big Clem Bulk Blast Machines (Section 3), which are redesigned versions of the discontinued line of Big Clem bulk blast products.

Spare parts for the discontinued line are still available. For available spares for obsolete Big Clem products refer to Section 12 - Contractor Legacy products

Pulsar Blast Cabinets (Except Pulsar Plus and Pulsar IX Cabinets)

Beginning October 2021, Pulsar Blast Cabinets were replaced with Pulsar Plus Blast Cabinets (Section 16), which are redesigned versions of the discontinued line of Pulsar Cabinets. Pulsar IX Cabinets (Section 16) are still in production. To find spare parts for discontinued Pulsar Cabinets, refer to Industrial Legacy Tab in Section 24.

Free Freight on Blast Hose—Discontinued

Due to volatility in the supply-chain and higher transportation-fuel cost, Clemco no longer offer free freight on any blast hose orders.

Nozzle Orifice	Pressure at the Nozzle (psi)								Air (in cfm) Abrasive and HP requirements
	50	60	70	80	90	100	125	140	
No. 2 (1/8")	11	13	15	17	18.5	20	25	28	Air (cfm)
	.67	.77	.88	1.01	1.12	1.23	1.52	1.70	Abrasive (cuft/hour)
	67	77	88	101	112	123	152	170	Abrasive (lbs/hour)
	2.5	3	3.5	4	4.5	5	5.5	6.2	Compressor HP
No. 3 (3/16")	26	30	33	38	41	45	55	62	Air (cfm)
	1.50	1.71	1.96	2.16	2.38	2.64	3.19	3.57	Abrasive (cuft/hour)
	150	171	196	216	238	264	319	357	Abrasive (lbs/hour)
	6	7	8	9	10	10	12	13	Compressor HP
No. 4 (1/4")	47	54	61	68	74	81	98	110	Air (cfm)
	2.68	3.12	3.54	4.08	4.48	4.94	6.08	6.81	Abrasive (cuft/hour)
	268	312	354	408	448	494	608	681	Abrasive (lbs/hour)
	11	12	14	16	17	18	22	25	Compressor HP
No. 5 (5/16")	77	89	101	113	126	137	168	188	Air (cfm)
	4.68	5.34	6.04	6.72	7.40	8.12	9.82	11.0	Abrasive (cuft/hour)
	468	534	604	672	740	812	982	1100	Abrasive (lbs/hour)
	18	20	23	26	28	31	37	41	Compressor HP
No. 6 (3/8")	108	126	143	161	173	196	237	265	Air (cfm)
	6.68	7.64	8.64	9.60	10.52	11.52	13.93	15.60	Abrasive (cuft/hour)
	668	764	864	960	1052	1152	1393	1560	Abrasive (lbs/hour)
	24	28	32	36	39	44	52	58	Compressor HP
No. 7 (7/16")	147	170	194	217	240	254	314	352	Air (cfm)
	8.96	10.32	11.76	13.12	14.48	15.84	19.31	21.63	Abrasive (cuft/hour)
	896	1032	1176	1312	1448	1584	1931	2163	Abrasive (lbs/hour)
	33	38	44	49	54	57	69	77	Compressor HP
No. 8 (1/2")	195	224	252	280	309	338	409	458	Air (cfm)
	11.60	13.36	15.12	16.80	18.56	20.24	24.59	27.54	Abrasive (cuft/hour)
	1160	1336	1512	1680	1856	2024	2459	2754	Abrasive (lbs/hour)
	44	50	56	63	69	75	90	101	Compressor HP

Minimum Air Volume Table

Air volume requirements at 100 psi for a complete blast system

Nozzle	Size of Orifice	Vol. of Air	Plus HP Helmet	Plus 50% (reserve)	Min. Air Required
No. 4	1/4"	81	20	50	151 cfm
	6.5mm	2.3	0.5	1.4	4.2 m ³ /min
No. 5	5/16"	137	20	79	236 cfm
	8.0mm	3.9	0.5	2.2	6.6 m ³ /min
No. 6	3/8"	196	20	108	324 cfm
	9.5mm	5.5	0.5	3.0	9.0 m ³ /min
No. 7	7/16"	254	20	137	411 cfm
	11.0mm	7.2	0.5	3.9	11.6 m ³ /min
No. 8	1/2"	338	20	179	537 cfm
	12.5mm	9.6	0.5	5.0	16.1 m ³ /min

Nozzle Orifice Size	Recommended Air Supply Line
No. 3 (3/16")	1" ID or larger
No. 4 (1/4")	1" ID or larger
No. 5 (5/16")	1-1/4" ID or larger
No. 6 (3/8")	1-1/2" ID or larger
No. 7 (7/16")	2" ID or larger
No. 8 (1/2")	2" ID or larger

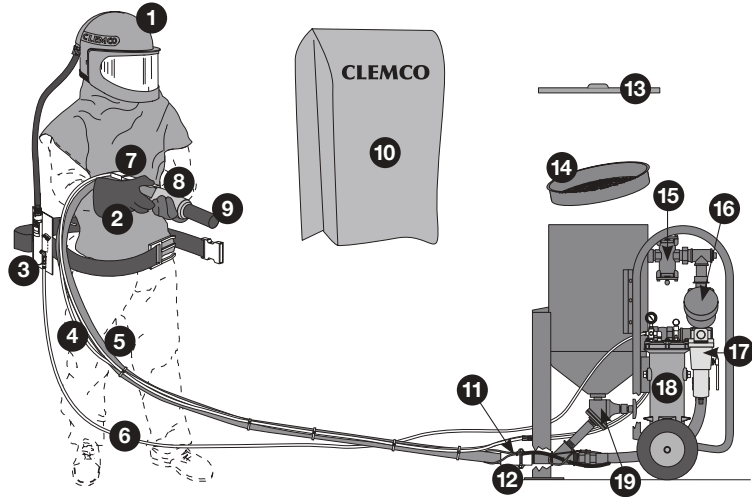
ELECTRIC MOTOR SPECIFICATIONS with FULL-LOAD AMPERAGE

Stock No.	Application	HP	PH	RPM	Voltage (FLA)	Voltage (FLA)	Voltage (FLA)
02980	AWAC Abrasive Cleaner	1/4	3	1725	208 (1.2)	230 (1.4)	460 (0.7)
02981	Bucket Elevator	1	3	1725	208 (3.6)	230 (3.8)	460 (1.9)
03036	C-600 Dust Collector	1	3	3450	208 (3.4)	230 (3.2)	460 (1.3)
	600 cfm RP Dust Collector	1	3	3450	208 (3.4)	230 (3.2)	460 (1.3)
12308	300 cfm Reclaimer	1/2	1	3450	115 (7)	208 (3.4-3.5)	230 (3.4-3.5)
	CDC-1-300 RP Dust Collector	1/2	1	3450	115 (7)	208 (3.4-3.5)	230 (3.4-3.5)
12314	600 cfm Reclaimer	1	1	3450	115 (12)	208 (6.2-6.6)	230 (6.2-6.6)
	600 RP Dust Collector	1	1	3450	115 (12)	208 (6.2-6.6)	230 (6.2-6.6)
12309	900 cfm Reclaimer	2	3	3450	208 (5.5-5.6)	230 (5.5-5.6)	460 (2.8)
	900 cfm RP Dust Collector	2	3	3450	208 (5.5-5.6)	230 (5.5-5.6)	460 (2.8)
19156	1200 cfm Reclaimer	5	3	3450	208 (13-12)	230 (13-12)	460 (6)
	1200 cfm Dust Collector RPH-3	5	3	3450	208 (13-12)	230 (13-12)	460 (6)
12761	1800 cfm Reclaimer	7.5	3	3450	208 (19.6-17.8)	230 (19.6-17.8)	460 (8.9)
	1800 cfm Dust Collector RPH-4	7.5	3	3450	208 (19.6-17.8)	230 (19.6-17.8)	460 (8.9)
12316	BNP 250/260 Wetblast Cabinets	1/3	1	1800	115 (5.2)	230 (2.5-2.6)	
12315	115V Comet/115V Super Comet		1		115 (13.4)		
11906	220V/1/50 Comet		1		115 (5.5)		
24975	BNP-160 Blower			1		115 (13)	
12311	BNP-162 Tumble Cabinet Barrel Drive	1/2	3	1800	208 (1.9-2.0)	230 (1.9-2.0)	460 (1.1)
11903	BNP-164/166 Tumble Cab. Barrel Dr. w/Opt. E	3/4	DC	1750	90 (7.6)		
13373	BNP-164/166 Tumble Cab. Barrel with Constant Speed Drive	3/4	3	1800	208 (2.8)	230 (2.8)	460 (1.4)
11905	DCM-161 w/5/16" Shaft before April 2011	1/476	1	2.2	115 (.38)		
25864	DCM-161 w/3/8" Shaft before April 2011	1/30	1	2.0	115 (.45)		
11900	A-200 Satellite Drive	1/4	DC	1750	90 (2.5)		
11901	A-200 Turntable Drive	1/3	DC	900	180 (3.8)		

Section 1

Contractor Blast Machines

———— **CLEMCO[®]** ————



Contractor Blast Machines

Working pressure rating: 150 psi

Plumbing: 1-1/4"

Remote Controls:

Pneumatic pressure-release

Abrasive metering valves: manual

Max abrasive capacity: 100 lbs per cuft

- 4 cuft: 400 lbs

- 6 cuft: 600 lbs.

Shipping Weight:

- 4 cuft: 587 lbs

- 6 cuft: 734 lbs.

Apollo HP respirators air supply:

Compressed Air

Always recommend CO Monitors:

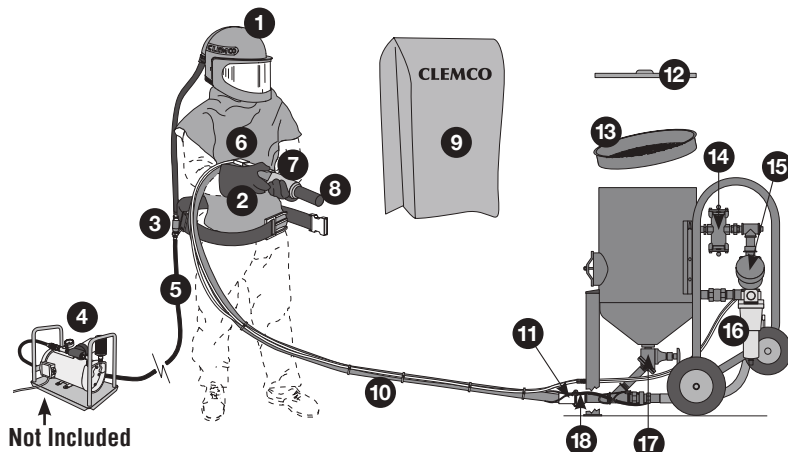
Section 10, pages 13-15

COMPLETE BLAST SYSTEM PACKAGE Stock Numbers

21548 (4 cuft) Model 2020

21549 (6 cuft) Model 2024

#	System Components	Stock No.	Stock No.
1	Apollo 600 HP DLX helmet with Clem-Cool	25194	25194
2	One pair leather gloves	02243	02243
3	Clem-Cool air-conditioner tube	23825	23825
4	50 ft Twinline Hose, Coupled	01951	01951
5	50 ft Supa blast hose, coupled (1" ID)	23480	—
	• 50 ft Supa blast hose, coupled (1-1/4" ID)	—	23481
6	50 ft respirator hose	04415	04415
7	RLX Pneumatic Handle	10565	10565
8	NHP-1 – Nylon nozzle holder (included on Supa above)	04106	—
	• NHP-2 – Nylon nozzle holder (included on Supa above)	—	04127
9	Blast nozzle TMP-5	23521	—
	• Blast nozzle TXP-6	—	23525
10	Poly all-weather machine cover	15143	15143
11	Blast hose safety cable	15013	15013
12	CQPS-1 – Nylon quick coupling (included on Supa above)	21088	—
	• CQPS-2 – Nylon quick coupling (included on Supa above)	—	08413
13	Steel Cover (Optional)	20358	02336
14	Blast machine screen	20357	03100
15	Abrasive trap	02011	02011
16	Millennium Valve	21336	21336
17	Air filter with manual drain (1-1/2")	22363	22363
18	CPF-20 Breathing air filter with regulator, installed	22540	22540
19	Quantum All-Media Metering Valve	22845	22845
	Abrasive trap screen (six included with system)	02012	02012
	Two 10-packs quick coupling gaskets	21584 and 00850	00853 and 00850
	Nylon tie (eight included with system)	02195	02195
	One 10-pack nozzle washers	91024	91026
	One 5-pack Apollo 60/600 intermediate lenses	24943	24943
	One 25-pack Apollo 60/600 outer lenses	04361	04361



Contractor Blast Machines

- Working pressure rating:** 150 psi
- Plumbing:** 1-1/4"
- Remote Controls:**
Pneumatic pressure-release
- Abrasive metering valves:** manual
- Max abrasive capacity: 100 lbs per cuft**
 - 4 cuft: 400 lbs
 - 6 cuft: 600 lbs.
- Shipping Weight:**
 - 4 cuft: 587 lbs
 - 6 cuft: 734 lbs.
- Apollo LP respirators air supply:**
Ambient Air

Always recommend CO Monitors:
Section 10, pages 13-15

COMPLETE BLAST SYSTEM PACKAGE Stock Numbers	21841 (4 cuft) Model 2020	21842 (6 cuft) Model 2024
--	----------------------------------	----------------------------------

#	System Components	Stock No.	Stock No.
1	Apollo 600 LP DLX helmet with Clem-Cool	25194	25194
2	One pair leather gloves	02243	02243
3	Constant flow connector with Belt	21777	21777
4	Ambient Air Pump (Not Included)	25908	25908
5	50' Respirator hose	22510	22510
6	RLX Pneumatic Handle	10565	10565
7	NHP-1 – Nylon nozzle holder (included on Supa above)	04106	—
	• NHP-2 – Nylon nozzle holder (included on Supa above)	—	04127
8	Blast nozzle TMP-5	23521	—
	• Blast nozzle TXP-6	—	23525
9	Poly all-weather machine cover	15143	15143
10	50 ft Supa blast hose, coupled (1" ID)	23480	—
	• 50 ft Supa blast hose, coupled (1-1/4" ID)	—	23481
11	CQPS-1 – Nylon quick coupling (included on Supa above)	21088	—
	• CQPS-2 – Nylon quick coupling (included on Supa above)	—	08413
12	Steel cover (Optional)	20358	02336
13	Blast machine screen	20357	03100
14	Abrasive trap	02011	02011
15	Millennium Valve	21336	21336
16	Air filter with manual drain (1.5")	22363	22363
17	Quantum All-Media Metering Valve	22845	22845
18	Blast hose safety cable	15013	15013
	Abrasive trap screen (six included with system)	02012	02012
	Two 10-packs quick coupling gaskets	21584 and 00850	00853 and 00850
	CQGP-2 – 10-packs quick coupling gaskets	21584	—
	Nylon tie (eight included with system)	02195	02195
	One 10-pack nozzle washers	91024	91026
	One 5-pack Apollo 60/600 intermediate lenses	24943	24943
	One 25-pack Apollo 60/600 outer lenses	04361	04361

Description	Stock#	Wt.
Contractor Blast Machines with Remote Controls Installed		
Create a custom system. Select 4 or 6 cuft capacity blast machine with remote control system installed; choose a respirator, CPF breathing-air filter or ambient air pump, and accessory package. Electric remotes are used when hose length is 100 ft or greater.		
Blast Machines		
4 cuft contractor blast machine: with Pressure-release Millennium remotes		
• Pneumatic.....	21505	473
• Pneumatic w/ACS.....	22554	493
• 12V electric.....	21509	503
• 12V electric w/ACS.....	22541	523
• 120V electric.....	21538	503
• 120V electric w/ACS.....	22543	523
w/Pressure-hold Quantum remotes and Abrasive Cut-Off (ACS)		
• Pneumatic.....	22545	483
• 12V electric.....	22547	513
• 120V electric.....	22549	513
6 cuft contractor blast machine: with Pressure-release Millennium remotes		
• Pneumatic.....	21610	588
• Pneumatic w/ACS.....	22555	608
• 12V electric.....	21543	618
• 12V electric w/ACS.....	22542	638
• 120V electric.....	21606	618
• 120V electric w/ACS.....	22544	638
w/Pressure-hold Quantum remotes and Abrasive Cut-Off (ACS)		
• Pneumatic.....	22546	598
• 12V electric.....	22548	628
• 120V electric.....	22550	628
Conversion Kits:		
Field-Installed Remote Controls		
Add Abrasive Cut-Off (ACS) to Millennium pressure-release remote controls		
• 4 & 6 cuft machines.....	22551	20
Convert to electric from pneumatic, pressure-release Millennium remotes on 4 & 6 cuft machines		
• 12V electric.....	21678	30
• 120V electric.....	21679	30

Description	Stock#	Wt.
Operator Safety Equipment Options		
Supplied-Air Respirators and Accessories		
HP Model for use with compressed-air breathing-air supply		
• Apollo 600 HP DLX with Clem-Cool and 3/8" ID x 50 ft. HP respirator hose.....	25208	15
• CPF-20 compressed breathing-air filter, installed on Contractor blast machine.....	22540	17.5
LP Model for use with ambient-air breathing air supply		
• Apollo 600 LP DLX with Constant Flow Connector and 1/2" ID x 50 ft. LP respirator hose.....	25210	22
Ambient-air Pumps		
• Single-operator.....	25908	65
• Four-operator with stationary frame.....	22530	175
• Four-operator with 2-wheel cart.....	22384	180
Contractor System Accessory Packages		
When blast machine with alternate remote control system is purchased, the following accessory packages complete the system. Desired model of Apollo respirator must be ordered separately.		
Each system includes:		
50 feet Supa blast hose coupled, hose safety cable, air filter with manual drain, rubber-jacketed, tungsten carbide nozzle, blast machine screen, blast machine poly cover, 1 pair leather gloves, 10-pack coupling gaskets, 10-pack nozzle washers, 8 nylon ties, 6 abrasive trap screens, 25-pack Apollo 600 perforated outer lenses, 5-pack Apollo 600 intermediate lenses. See complete system on previous pages for details.		
• for 4 cuft machine.....	22552	100
• for 6 cuft machine.....	22553	115

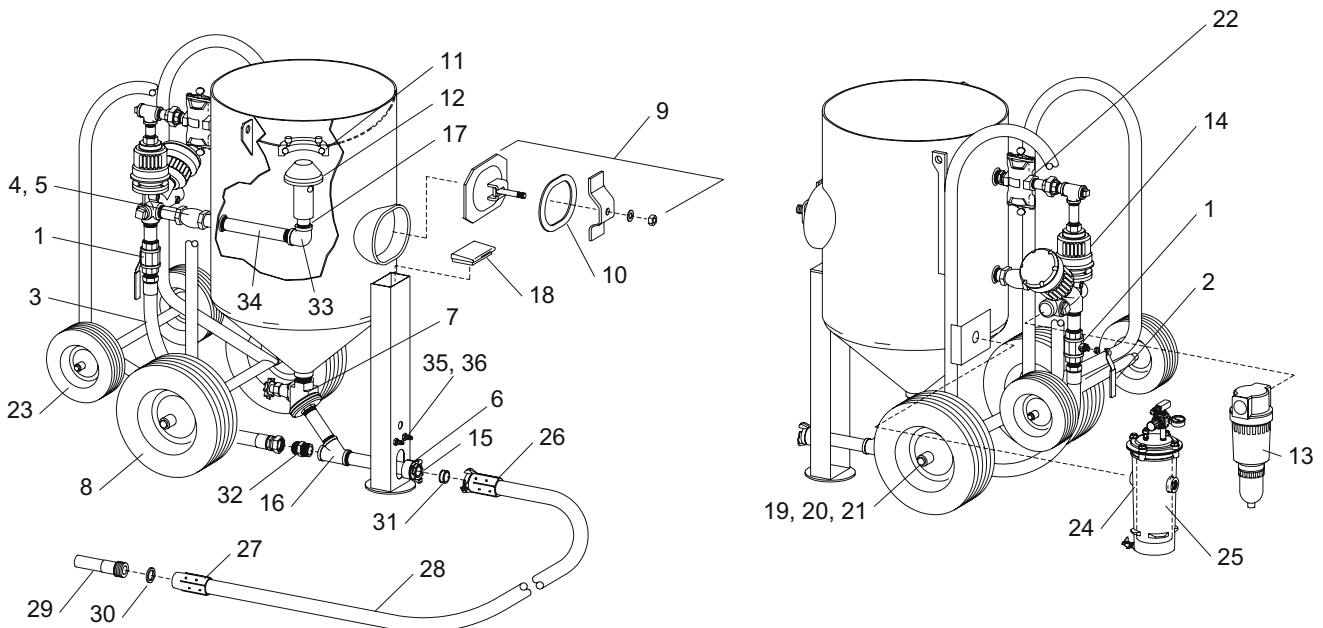
4 CUFT CONTRACTOR BLAST MACHINE with PNEUMATIC REMOTE CONTROLS

Description	Stock#	Wt.
(-) 4 cuft Contractor machine with 1-1/2" Millennium pneumatic remote controls, manual Quantum valve and CPF-20 air filter w/regulator.....	21545	471
(-) 4 cuft Contractor machine with 1-1/2" Millennium pneumatic remote controls and manual Quantum valve.....	21505	454
1. 1-1/4" ball valve with handle.....	02397	3
2. Ball valve handle.....	22532	<.5
3. Replacement flexible pusher line.....	23675	4
(-)Flexible pusher line conversion kit*.....	23876	5
4. Compression coupling.....	01857	2
5. Compr. coupling gasket.....	01886	<.5
6. Threaded quick coupling with nipple.....	21734	2
7. Quantum Metering Valve with wye.....	22845	9
8. 12" wheel.....	20426	10
9. Inspection door asmbly.....	02377	7
10. Inspection door gasket.....	02369	5
11. Pop-up valve seal.....	02325	5
12. Pop-up valve.....	03699	5
13. Air filter, manual drain*.....	22363	8
14. Millennium valve.....	21336	20
15. CQG gasket, 10-pk*.....	00850	<.5
16. Wye std. 1-1/4".....	01818	<.5
17. Pop-up valve guide.....	01753	1.5
18. Leg cap.....	21517	5
19. Axle.....	02402	10
20. 1" thrust washer.....	03825	<.5
21. 1" retaining ring.....	03824	<.5

Description	Stock#	Wt.
22. Abrasive trap.....	02011	4
23. 10" wheel.....	20349	6
24. CPF-20 air filter.....	03578	21
25. Cartridge, CPF filter.....	03547	4
26. Coupling, CQPS-1*.....	21088	5
27. NHP-1 Nozzle holder*.....	04106	5
28. Blast hose 1" ID x 50 ft*.....	23104	26
29. Nozzle, TMP-5*.....	23521	1.2
30. NW-25 nozzle washer, 10-pk*.....	91024	<.5
31. CQGP-2 gasket 10-pk*.....	21584	<.5
32. Adaptor 1-1/4" NPT.....	22529	<.5
33. Elbow, 1-1/4".....	01769	<.5
34. 1-1/4" std. pipe x 8" nipple.....	01724	3
35. Fitting, 1/4" NPT bulkhead.....	05605	3
36. Adaptor, 1-1/4" NPT.....	02494	3
(-) 20" dia. machine cover*.....	20358	9
(-) 20" dia. screen*.....	20357	9

*Optional item

Blast Machine Dimesions: 48" (L) x 29" (W) x 49" (H) — 150 PSI



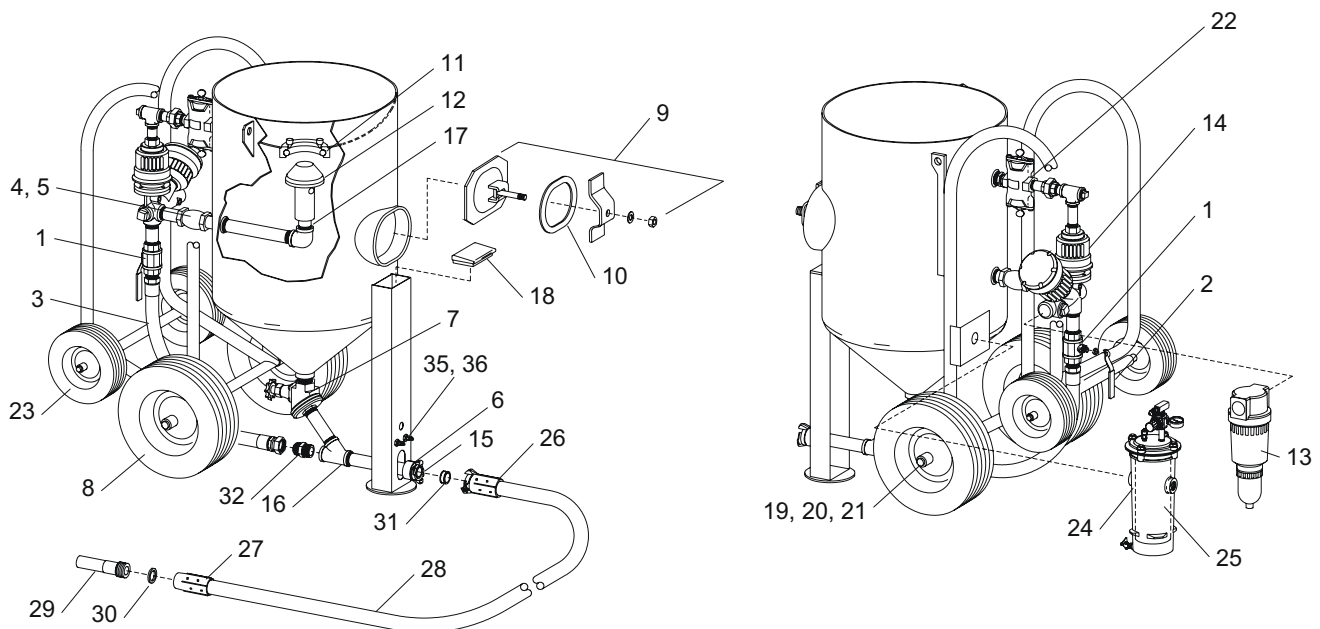
6 CUFT CONTRACTOR BLAST MACHINE with REMOTE CONTROLS

Description	Stock#	Wt.
(-) 6 cuft Contractor machine with 1-1/2" Millennium pneumatic remote controls, manual Quantum valve and CPF-20 air filter w/regulator.....	21546	603
(-) 6 cuft Contractor machine with 1-1/2" Millennium pneumatic remote controls and manual Quantum valve	21610	586
1. 1-1/4" ball valve with handle.....	02397	3
2. Ball valve handle	22532	<.5
3. Replacement flexible pusher line	23675	4
(-) Flexible pusher line conversion kit*	23876	5
4. Compression coupling.....	01857	2
5. Compr. coupling gasket.....	01886	5
6. Threaded quick coupling w/nipple	21735	2
7. Quantum metering valve w/wye.....	22845	9
8. 16" wheel.....	20427	22
9. Inspection door assembly	02377	7
10. Inspection door gasket	02369	5
11. Pop-up valve seal	02325	
12. Pop-up valve.....	03699	5
13. Air filter, manual drain*	22363	8
14. Millennium valve.....	21336	20
15. CQG gasket 10-pk*	00850	<.5
16. Wye std. 1-1/4"	01818	<.5
17. Pop-up valve guide	01753	1.5
18. Leg cap	21517	5
19. Axle.....	02402	10
20. 1" thrust washer	03825	<.5
21. 1" retaining ring.....	03824	<.5

Description	Stock#	Wt.
22. Abrasive trap	02011	4
23. 10" wheel.....	20349	6
24. CPF-20 air filter*	03578	21
25. Cartridge, CPF filter	03547	4
26. Coupling, CQPS-2*	08413	5
27. NHP-2 nozzle holder*	04127	5
28. Blast hose, 1-1/4" ID x 50 ft. *	23106	42
29. Nozzle, TXP-6*	23525	2
30. NW-25 washer 10-pk*	91026	<.5
31. CQGP-3 gasket 10-pk*	08853	<.5
32. Adaptor 1-1/4" NPT	22529	<.5
33. Elbow, 1-1/4"	01769	<.5
34. 1-1/4" std. pipe x 10" nipple.....	01726	4
35. Fitting, 1/4" NPT bkhd	05605	3
36. Adaptor, 1-1/4" NPT	02494	3
(-) 24" dia. machine cover*	02336	10
(-) 24" dia. screen*	03100	10

*Optional item

Blast Machine Dimensions: 51" (L) x 29" (W) x 53-1/2" (H) — 150 PSI

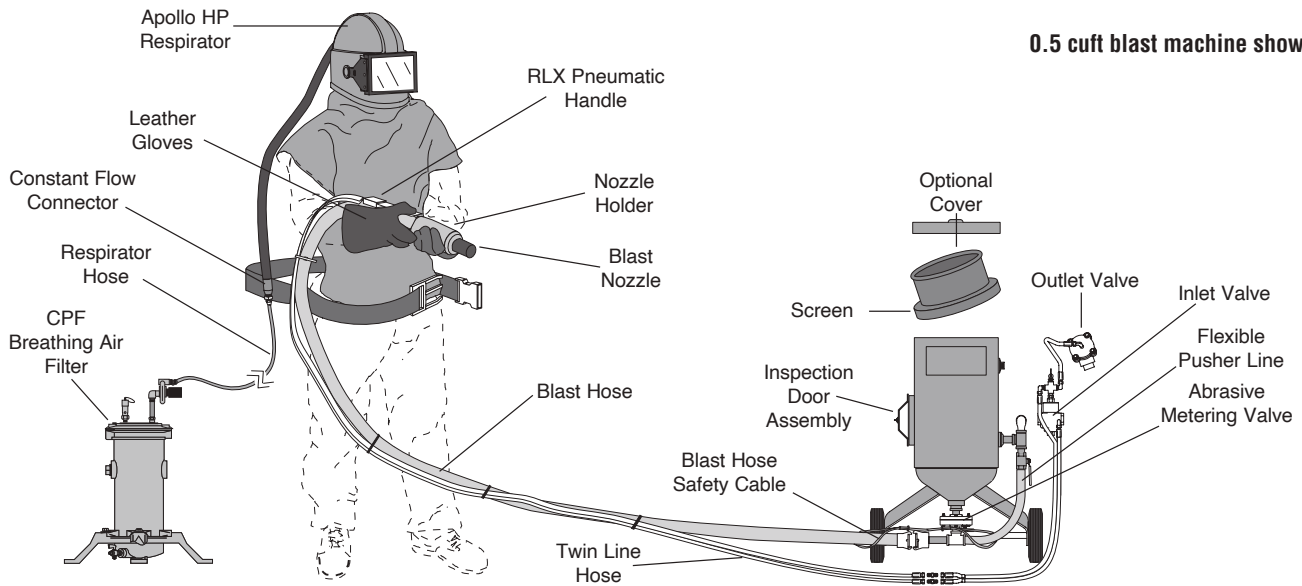


Section 2

Classic Blast Machines

———— **CLEMCO[®]** ————

0.5 CUFT and 1 CUFT CLASSIC BLAST MACHINE PACKAGES with APOLLO HP



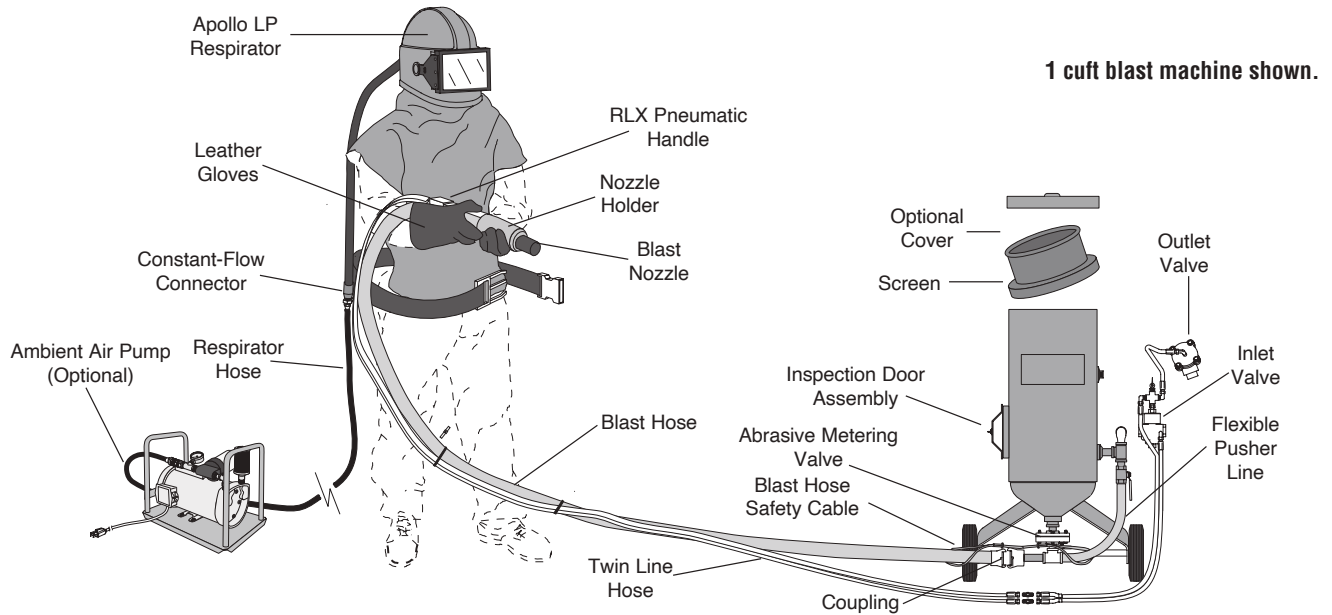
0.5 cuft blast machine shown.

Always Recommend CO Monitors - Section 10, page 13-15

The blast machine packages on this page include portable classic-style machines with TLR pneumatic pressure-release remote controls. Pressure-release remote controls depressurize the blast machine whenever the RLX handle is released. Each package includes an **Apollo 20 HP DLX helmet for use with ambient air pump as the breathing-air source. All standard 0.5 and 1.0 cuft blast machines have a working pressure rating of 125 psi.** Blast machine capacities, stated in pounds, refer to abrasives (such as mineral slag) which weigh about 100 lbs per cuft. Comparatively, steel grit weighs 250 lbs per cuft.

Blast Machines Packages with 1/2" piping	1028 (0.5 cuft) 50 lbs. / 10" dia.	1042 (1 cuft) 100 lbs / 10" dia.
	Stock No.	Stock No.
TLR-50 remote controls (includes 10565 RLX handle)	02518	02518
MSV 1/2" abrasive metering valve	01247	01247
25 ft. X 1/2" ID blast hose, coupled	01268	01268
CHE-1/2 aluminum nozzle holder (included in 01268)	00577	00577
CQA-1/2 aluminum quick coupling (included in 01268)	00599	00599
Blast hose safety cable	15012	15012
1/2" Air filter with manual drain	01308	01308
CT-4 blast nozzle	01353	01353
Blast machine screen (optional steel cover)	03362 (03107)	03362 (03107)
Nylon tie (eight included with system)	02195 (each)	02195 (each)
Apollo 20 HP DLX helmet with Constant Flow Connector	20975	20975
25 ft respirator hose	04397	04397
CPF-20 Breathing air filter	03578	03578
One pair leather gloves	02243	02243
One 25-pack Apollo 20 outer lens	21411	21411
One 10-pack quick coupling gaskets	00850	00850
One 10-pack nozzle washers	21580	21580
Outlet valve diaphragms (three included with system)	02511 (each)	02511 (each)
Stock No. (complete system)	00908	01039
Weight (lbs.)	200	215

0.5 CUFT and 1 CUFT CLASSIC BLAST MACHINE PACKAGES with APOLLO LP



1 cuft blast machine shown.

Always Recommend CO Monitors - Section 10, page 13-15

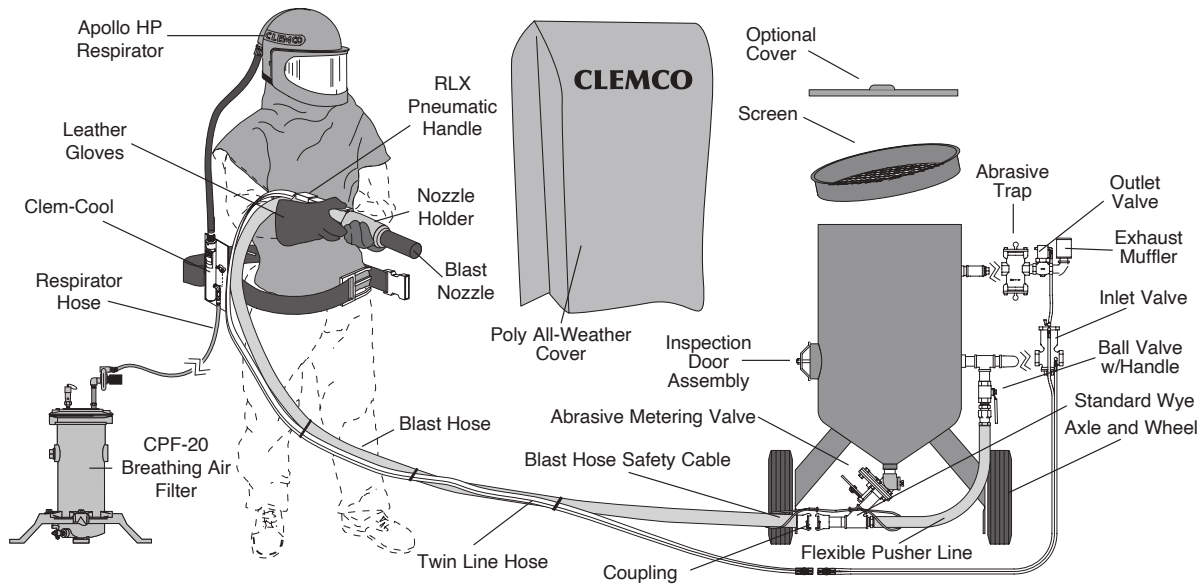
Blast machine packages on this page have TLR pneumatic pressure-release remote controls. Each package also includes an **Apollo 20 LP DLX helmet for use with an ambient air pump** as the breathing-air source. **All standard 0.5 and 1.0 cuft blast machines have a working pressure rating of 125 psi.** Blast machine capacities, stated in pounds, refer to abrasives (such as mineral slag) which weigh about 100 lbs per cuft. Comparatively, steel grit weighs 250 lbs per cuft.

Blast Machines Packages with 1/2" piping	1028 (0.5 cuft) 50 lbs. / 10" dia.	1042 (1 cuft) 100 lbs / 10" dia.
--	------------------------------------	----------------------------------

	Stock No.	Stock No.
TLR-50 remote controls (includes 10565 RLX handle)	02518	02518
MSV 1/2" abrasive metering valve	01247	01247
25 ft. X 1/2" ID blast hose, coupled	01268	01268
CHE-1/2 aluminum nozzle holder (included in 01268)	00577	00577
CQA-1/2 aluminum quick coupling (included in 01268)	00599	00599
Blast hose safety cable	15012	15012
1/2" Air filter with manual drain	01308	01308
CT-4 blast nozzle	01353	01353
Blast machine screen (optional steel cover)	03362 (03107)	03362 (03107)
Nylon tie (eight included with system)	02195 (each)	02195 (each)
Apollo 20 HP DLX helmet with Constant Flow Connector	21299	21299
50 ft respirator hose	22510	22510
One pair leather gloves	02243	02243
One 25-pack Apollo 20 outer lens	21411	21411
One 10-pack quick coupling gaskets	00850	00850
One 10-pack nozzle washers	21580	21580
Outlet valve diaphragms (three included with system)	02511 (each)	02511 (each)
Stock No. (complete system)	23890	23891
Weight (lbs.)	185	205

Ambient Air Pumps (Optional)	Single Op. (shown above)	Four Op. (stationary frame)	Four Op. (2-wheel cart)
Stock No.	25908	22530	22384
Weight (lbs.)	65	175	180

3 CUFT and 6 CUFT CLASSIC BLAST MACHINE PACKAGES with APOLLO HP



Always Recommend CO Monitors - Section 10, page 13-15

The blast machine packages on this page include portable classic-style machines with TLR pneumatic pressure-release remote controls. Pressure-release remote controls depressurize the blast machine whenever the RLX handle is released. Each package includes an **Apollo 600 HP DLX helmet for use with compressed air** as the breathing-air source. **All standard classic-style 3.0 cuft and 6.0 cuft blast machines on this page have a working pressure rating of 150 psi.** Blast machine capacities, stated in pounds, refer to abrasives (such as mineral slag) which weigh about 100 lbs per cuft. Comparatively, steel grit weighs 250 lbs per cuft.

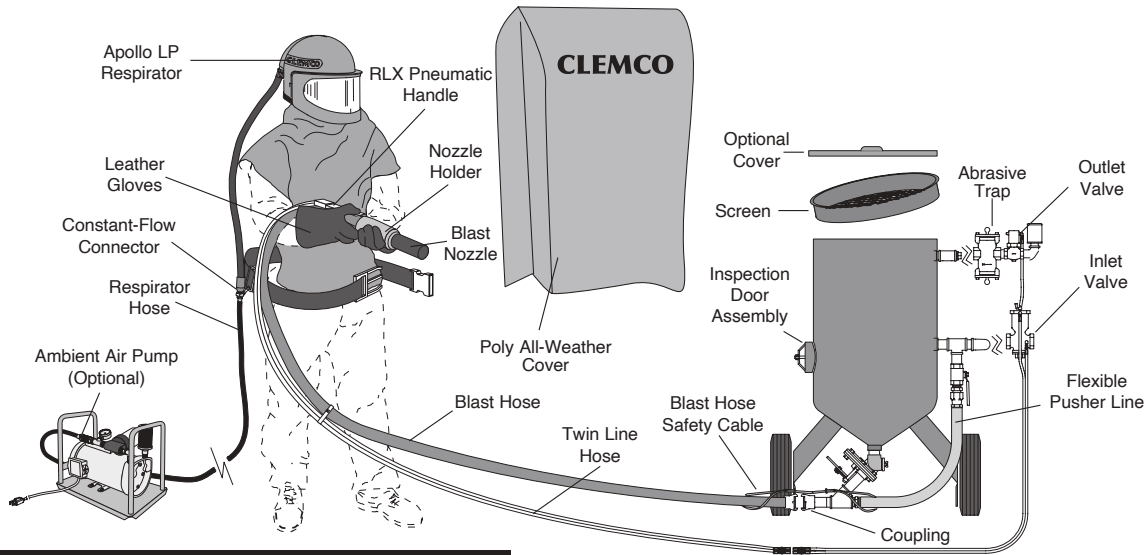
Blast Machine Packages with 1-1/4" piping

1648 (3 cuft) 300 lbs. / 16" dia.

2454 (6 cuft) 600 lbs / 24" dia.

	Stock No.	Stock No.	Stock No.	Stock No.
TLR-300 remote controls (includes 10565 RLX handle)	01936	01936	01936	01936
Abrasive metering valve	FSV 02427	MQV 22845	FSV 02427	MQV 22845
50 ft. X 1-1/4" ID blast hose, coupled	23481	23481	23481	23481
NHP-2 Nylon nozzle holder (included in 23481)	04127	04127	04127	04127
CQPS-2 nylon quick coupling (included in 23481)	08413	08413	08413	08413
Blast hose safety cable	15013	15013	15013	15013
1-1/2" Air filter with manual drain	22363	22363	22363	22363
TXP-6 blast nozzle	23525	23525	23525	23525
Blast machine screen (optional steel cover)	03099 (02335)	03099 (02335)	03100 (02336)	03100 (02336)
Poly all-weather cover	15097	15097	15143	15143
Nylon tie (eight included with system)	02195 (each)	02195 (each)	02195 (each)	02195 (each)
Apollo 600 HP DLX helmet with Clem-Cool	25194	25194	25194	25194
50 ft respirator hose	04415	04415	04415	04415
CPF-20 Breathing air filter with regulator	03578	03578	03578	03578
One pair leather gloves	02243	02243	02243	02243
One 25-pack helmet outer lens	04361	04361	04361	04361
One 5-pack Apollo 600 intermediate lens	24943	24943	24943	24943
Two 10-packs quick coupling gaskets	08853 & 00850	08853 & 00850	08853 & 00850	08853 & 00850
One 10-pack nozzle washers	91026	91026	91026	91026
Abrasive trap screens (six included in system)	02012 (each)	02012 (each)	02012 (each)	02012 (each)
Stock No. (complete system)	11260	28219	00916	27529
Weight (lbs.)	475	469	553	547

3 CUFT and 6 CUFT CLASSIC BLAST MACHINE PACKAGES with APOLLO LP



Always Recommend CO Monitors - Section 10, page 13-15

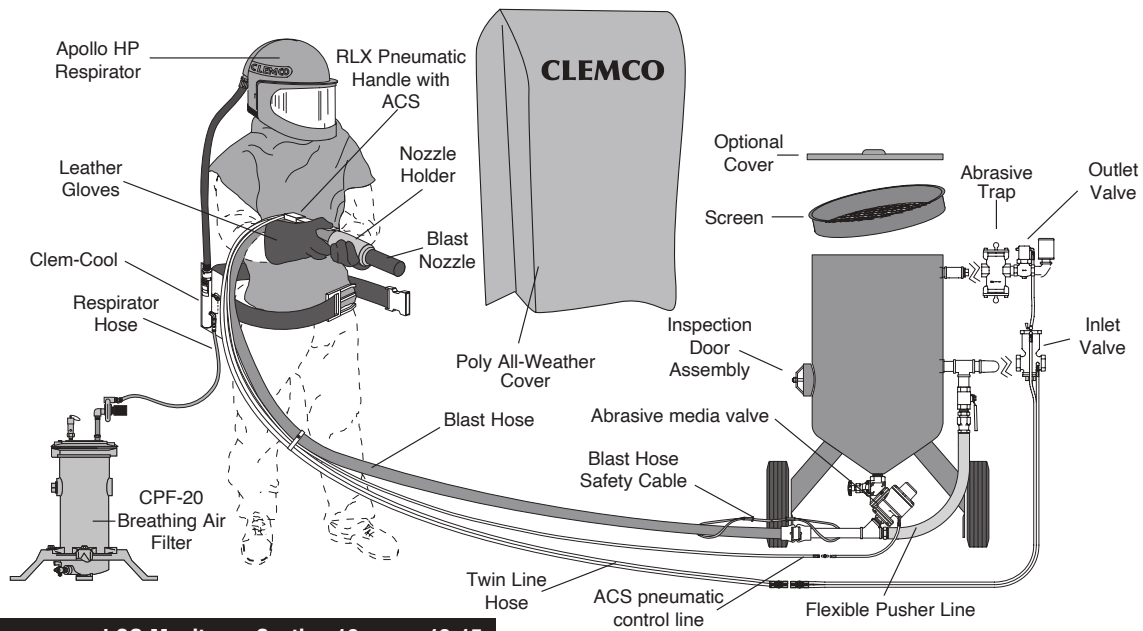
Blast machine packages on this page have TLR pneumatic pressure-release remote controls. Each package also includes an **Apollo 600 LP DLX helmet for use with an ambient air pump** as the breathing-air source. **All standard 3.0 and 6.0 cuft blast machines have a working pressure rating of 150 psi.** Blast machine capacities, stated in pounds, refer to abrasives (such as mineral slag) which weigh about 100 lbs per cuft. Comparatively, steel grit weighs 250 lbs per cuft.

Blast Machine Packages with 1-1/4" piping	1648 (3 cuft) 300 lbs. / 16" dia.	2454 (6 cuft) 600 lbs / 24" dia.
--	--	---

	Stock No.	Stock No.
TLR-300 remote controls (includes 10565 RLX handle)	01936	01936
FSV abrasive metering valve	02427	02427
50 ft. X 1-1/4" ID blast hose, coupled	23481	23481
NHP-2 Nylon nozzle holder (included in 23481)	04127	04127
CQPS-2 nylon quick coupling (included in 23481)	08413	08413
Blast hose safety cable	15013	15013
1-1/2" Air filter with manual drain	22363	22363
TXP-6 blast nozzle	23525	23525
Blast machine screen (optional steel cover)	03099 (02335)	03100 (02336)
Poly all-weather cover	15097	15143
Nylon tie (eight included with system)	02195 (each)	02195 (each)
Apollo 600 LP DLX helmet with Constant Flow Connector	25195	25195
50 ft respirator hose, coupled	22510	22510
One pair leather gloves	02243	02243
One 25-pack helmet outer lens	04361	04361
One 5-pack Apollo 600 intermediate lens	24943	24943
Two 10-packs quick coupling gaskets	08853 & 00850	08853 & 00850
One 10-pack nozzle washers	91026	91026
Abrasive trap screens (six included in system)	02012 (each)	02012 (each)
Stock No. (complete system)	23894	23895
Weight (lbs.)	475	585

Ambient Air Pumps (Optional)	Single Op. (shown above)	Four Op. (stationary)	Four Op. (with cart)
Stock No.	25908	22530	22384
Weight (lbs.)	65	175	180

3 CUFT and 6 CUFT CLASSIC BLAST MACHINE PACKAGES with ABRASIVE CUT-OFF



Always Recommend CO Monitors - Section 10, page 13-15

Blast machine packages on this page have TLR pneumatic pressure-release remote controls. The machines are equipped with a Quantum abrasive metering valve with abrasive cut-off switch. Each package also includes an **Apollo 600 HP DLX helmet for use with compressed air** as the breathing-air source. **All standard 3.0 and 6.0 cuft blast machines have a working pressure rating of 150 psi.** Blast machine capacities, stated in pounds, refer to abrasives (such as mineral slag) which weigh about 100 lbs per cuft. Comparatively, steel grit weighs 250 lbs per cuft.

Blast Machine Packages with 1-1/4" piping	1648 (3 cuft) 300 lbs. / 16" dia.	2454 (6 cuft) 600 lbs / 24" dia.
	Stock No.	Stock No.
TLR-300 remote controls (w/o 10565) (with 07625 & 03087)	01936	01936
Quantum metering valve	24447	24447
50 ft. X 1-1/4" ID blast hose, coupled	23481	23481
NHP-2 Nylon nozzle holder (included in 23481)	04127	04127
CQPS-2 nylon quick coupling (included in 23481)	08413	08413
Blast hose safety cable	15013	15013
1-1/2" Air filter with manual drain	22363	22363
TXP-6 blast nozzle	23525	23525
Blast machine screen (optional steel cover)	03099 (02335)	03100 (02336)
Poly all-weather cover	15097	15143
Nylon tie (eight included with system)	02195 (each)	02195 (each)
Apollo 600 HP DLX helmet with Clem-Cool	25194	25194
50 ft respirator hose, coupled	04415	04415
CPF-20 Breathing air filter with regulator	03578	03578
One pair leather gloves	02243	02243
One 25-pack helmet outer lens	04361	04361
One 5-pack Apollo 600 intermediate lenses	24943	24943
Two 10-packs quick coupling gaskets	08853 & 00850	08853 & 00850
One 10-pack nozzle washers	91026	91026
Abrasive trap screens (six included in system)	02012 (each)	02012 (each)
Stock No. (complete system)	23909	23910
Weight (lbs.)	480	558

CLASSIC BLAST MACHINES, PORTABLE and STATIONARY, with REMOTE CONTROLS

NOTE: All have pneumatic pressure-release remote controls except as specified. Electric remotes should be used when blast hose is 100ft or longer. For Soft King and Pool Pal, see Aerolyte tab.

Model No. and Description	Piping Size	Working Pressure	Portable Machines	Stationary Machines	Wt.
			Stock No.	Stock No.	
1028: 0.5 cuft with MSV					
• TLR-50	1/2"	125 psi	21051		
1042: 1 cuft with MSV					
• TLR-50	1/2"	125 psi	21053		
1042: 1 cuft Pool Pal					
• Aerolyte Pool Pal	1/2"	125 psi	24774		
1648: 3 cuft					
• TLR-300 with FSV	1-1/4"	150 psi	01179		
• TLR-300 with AQV Quantum/ACS	1-1/4"	150 psi	21062		
• TLR-300 with MQV Quantum	1-1/4"	150 psi	23767		
• GritWizard Pressure-Hold remotes w/ACS	1-1/4"	150 psi	20672		
2443: 6 cuft Lo-Pot					
• TLR 300 with LPV	1-1/4"	150 psi	21070		
2452: 6 cuft					
• TLR-300 with FSV	1-1/4"	150 psi	01187		
• TLR-300 with AQV Quantum/ACS	1-1/4"	150 psi	21068		
• TLR-300 with MQV Quantum	1-1/4"	150 psi	23769		
• GritWizard Pressure-Hold remotes w/ACS	1-1/4"	150 psi	20672		
2463: 8 cuft Dual Chamber					
• GritWizard Pressure-Hold remotes w/ACS					
• Single Outlet	1-1/4"	150 psi	01192		
• Dual Outlet	1-1/4"	150 psi	01194		
3661: 10 cuft					
• TLR-300 with FSV	1-1/4"	150 psi		01198	850
• TLR-300 with AQV Quantum/ACS	1-1/4"	150 psi		21077	860
• GritWizard Pressure-Hold remotes w/ACS	1-1/4"	150 psi		31025	
3680: 20 cuft					
• TLR-300 with FSV	1-1/4"	150 psi		01199	1060
• TLR-300 with AQV Quantum/ACS	1-1/4"	150 psi		21078	1070
• GritWizard Pressure-Hold remotes w/ACS	1-1/4"	150 psi		31026	
Stationary Blast Machine Conversion Kit					
• Convert 3 cuft and larger portable blast machines to stationary blast machines. Kit Includes leg pads and mounting hardware.				30073	

Description	Stock#	Wt.
-------------	--------	-----

***Get nearly everything you need to start blasting. Order a blast machine from Section 2, page 7 and choose one item from each of the following categories.**

Blast Machine Accessory Package

Includes Blast Machine Screen, moisture separator, and abrasive trap spare parts.

- .5 and 1 Cuft Classic Package.....30061
**Only compatible with 30067 Nozzle & Blast Hose Package*
- 3 Cuft Classic Package.....30062
- 6 and 8 Cuft Classic Package.....30063
- 10 and 20 Cuft Classic Package.....30064

Safety Accessory Package

Includes a supplied air respirator, extra tear away and intermediate lenses, clemcool climate control device, respirator hose, leather blasting gloves, and breathing air filter where required.

Clemco always recommends the use of a CO monitor with any of our supplied air respirators. OSHA requires the use of a CO monitor any time you are breathing air from an oil lubricated compressor. If you are using a high pressure supplied air respirator system you will also need to order a CO monitoring devices listed below.

- Apollo 600 HP Package30065
- Apollo 20 HP Package30066

The following low pressure respirators require the use of an ambient air pump.

- Apollo 600 LP Package.....25210
- Apollo 20 LP Package.....21423
- CALIPSO Ambient Air Pump.....25908

CO Monitor/Alarm

- CO Monitor/CMS-429765

Blast Suits (Lightweight, seasonal)

- Blast suit (S).....22913
- Blast suit (M).....22914
- Blast suit (L).....22915
- Blast suit (XL).....22916
- Blast suit (2XL).....22917
- Blast suit (3XL).....25022
- Blast suit (4XL).....24689

Description	Stock#	Wt.
-------------	--------	-----

Nozzle & Blast Hose Package

Includes Tungsten Carbide nozzle, coupled blast hose, safety cable, nylon ties, spare nozzle washers and coupling gaskets.

- #4 CT Nozzle Tungsten-Carbide.....30067
**Only for use with .5 & 1 cuft blast machines.*
- #4 Nozzle (TMP-4).....30068
- #5 Nozzle (TMP-5).....30069
- #6 Nozzle (TXP-6).....30070
- #7 Nozzle (TXP-7).....30071
- #8 Nozzle (TXP-8).....30072

CLASSIC BLAST MACHINE ACCESSORY PACKAGES

Blast Machine Accessory Packages	10" dia. machines w/1/2" piping	16" dia. machines w/1-1/4" piping
Models	1028 and 1042	1648
Air filter w/manual drain	1/2", 01308	1-1/2", 22363
Blast hose, 50 ft, coupled	1/2" 25ft, 01268	1-1/4", 23481
Nozzle holder (included on hose above)	00577	04127
Coupling (included on hose above)	22599	08413
Nozzle	CT-4, 01353	TXP-6, 23525
Blast hose safety cable	15012	15013
Blast machine screen	03362	03099
Poly all-weather cover	n/a	15097
One pair leather gloves	02243	02243
Nylon tie (eight included)	02195 (each)	02195 (each)
One 10-pack coupling gaskets	00850	08853
One 10-pack nozzle washers	21580	91026
Abrasive trap screens (six included)	n/a	02012 (each)
One 25-pack Apollo outer lenses	n/a	04361
One 5-pack Apollo intermediate lenses	n/a	24943
Outlet valve diaphragms (three included)	02511	n/a
Stock No. (complete system)	27410	24195
Weight (lbs.)	20	65

Blast Machine Accessory Packages	24" dia. machines w/1-1/4" piping	36" dia. machines w/1-1/4" piping
Models	2443 / 2452 / 2463	3661 and 3680
Air filter w/manual drain	1-1/2", 22363	1-1/2", 22363
Supa blast hose, 50 ft, coupled	1-1/4", 23481	1-1/4", 23481
Nozzle holder (included on Supa above)	04127	04127
Coupling (included on Supa above)	08413	08413
Nozzle	TXP-6, 23525	TXP-6, 23525
Blast hose safety cable	15013	15013
Blast machine screen	03100	02391
Poly all-weather cover	15143	n/a
Leather gloves, one pair	02243	02243
Nylon tie (eight included with system)	02195 (each)	02195 (each)
One 10-pack coupling gaskets	08853	08853
One 10-pack nozzle washers	91026	91026
Abrasive trap screens (six included in system)	02012 (each)	02012 (each)
One 25-pack Apollo outer lenses	04361	04361
One 5-pack Apollo intermediate lenses	24943	24943
Stock No. (complete system)	22553	25067
Weight (lbs.)	70	130

Section 3

Pro-Series Big Clem

———— **CLEMCO[®]** ————

Pro-Series Big Clems — Fully Equipped: 1-1/2” piping

2 OPERATOR PNEUMATIC				
	STATIONARY Stock #	YARD Stock #	HIGHWAY Stock #	SKID Stock #
60 cuft	30900	30901	30902	30903
120 cuft	30908	30909	30910	30911
160 cuft	30924	30925	30926	30927
2 OPERATOR ELECTRIC				
	STATIONARY Stock #	YARD Stock #	HIGHWAY Stock #	SKID Stock #
60 cuft	30904	30905	30906	30907
120 cuft	30912	30913	30914	30915
160 cuft	30928	30929	30930	30931
4 OPERATOR PNEUMATIC				
	STATIONARY Stock #	YARD Stock #	HIGHWAY Stock #	SKID Stock #
120 cuft	30916	30917	30918	30919
160 cuft	30932	30933	30934	30935
4 OPERATOR ELECTRIC				
	STATIONARY Stock #	YARD Stock #	HIGHWAY Stock #	SKID Stock #
120 cuft	30920	30921	30922	30923
160 cuft	30936	30937	30938	30939

Description	Stock#	Wt.
Operator Stations 1-1/2” on 120 cuft Unit Field Install		
• Two Additional		
– Pneumatic	31308	
– 12V electric	31309	

Description	Stock#	Wt.
Operator Stations 1-1/2” on 160 cuft Unit Field Install		
• Two Additional		
– Pneumatic	31310	
– 12V electric	31311	

Pro-Series Big Clems Accessories

Big Clem Accessory Package (for one operator)	31312	50
---	-------	----

NOTE: Package contains accessories for one operator; order one package for each outlet. Order Apollo respirator separately

Accessory Package for all Pro-Series Big Clem models includes:

- 50 ft x 1-1/4” ID Supa blast hose, uncoupled23106
- CHE-2, aluminum nozzle holder.....00579
- CQ-2 aluminum coupling.....00564
- TSP-6 blast nozzle23516
- Blast hose safety cable15013
- One pair leather gloves02243
- Nylon tie (eight included with system).....02195 (each)
- One 10-pack quick coupling gaskets00850
- One 10-pack nozzle washers00869
- One 25-pack Apollo 60/600 outer lenses04361
- One 5-pack Apollo 60/600 intermediate lenses.....24943

Super Sack Rack • Super Sack Rack.....	31062	
--	-------	--

Section 4

WetBlast Systems

———— **CLEMCO[®]** ————

WETBLAST FLEX™ SYSTEMS

Description	Stock#	Wt.
-------------	--------	-----

FLEX Base Units

FLEX 2448 Base Unit		
• 1-1/4" thread	28436	1,500
• Contractor thread.....	28434	1,500

LP FLEX Base Units

LP FLEX 2448 Base Unit		
• 1-1/4" thread	28633	1,500
• Contractor thread.....	28632	1,500

FLEX Base Units with Millennium ACS Pneumatic Remote Controls

FLEX units are for blasting at pressures from 50 to 120 psi. Low Pressure (LP) FLEX units have an extended blasting pressure range from 5 to 120 psi. LP units allow frequent start/stop, maintaining lower blast pressure.

All base units come with two injector bodies (choice of 1-1/4" fine thread or Contractor 50mm thread); one to be located at the metering valve and an alternate that can be installed at the nozzle. Always observe appropriate nozzle-orifice-to-blast hose size ratio when choosing nozzle for use with the FLEX. See chart on page v.

*Base unit includes 6 cuft blast machines, pneumatic remote controls with abrasive cut-off, wetblast injector pump assembly, 120-gallon water tank, 1 base unit injector, 1 nozzle injector, blast machine screen and cover, pressure regulator and air filter. Order nozzle and coupled blast hose separately.

Description	Stock#	Wt.
-------------	--------	-----

FLEX Packages

FLEX 2448 Package		
• 1-1/4" thread	28437	1,575
• Contractor thread.....	28435	1,575

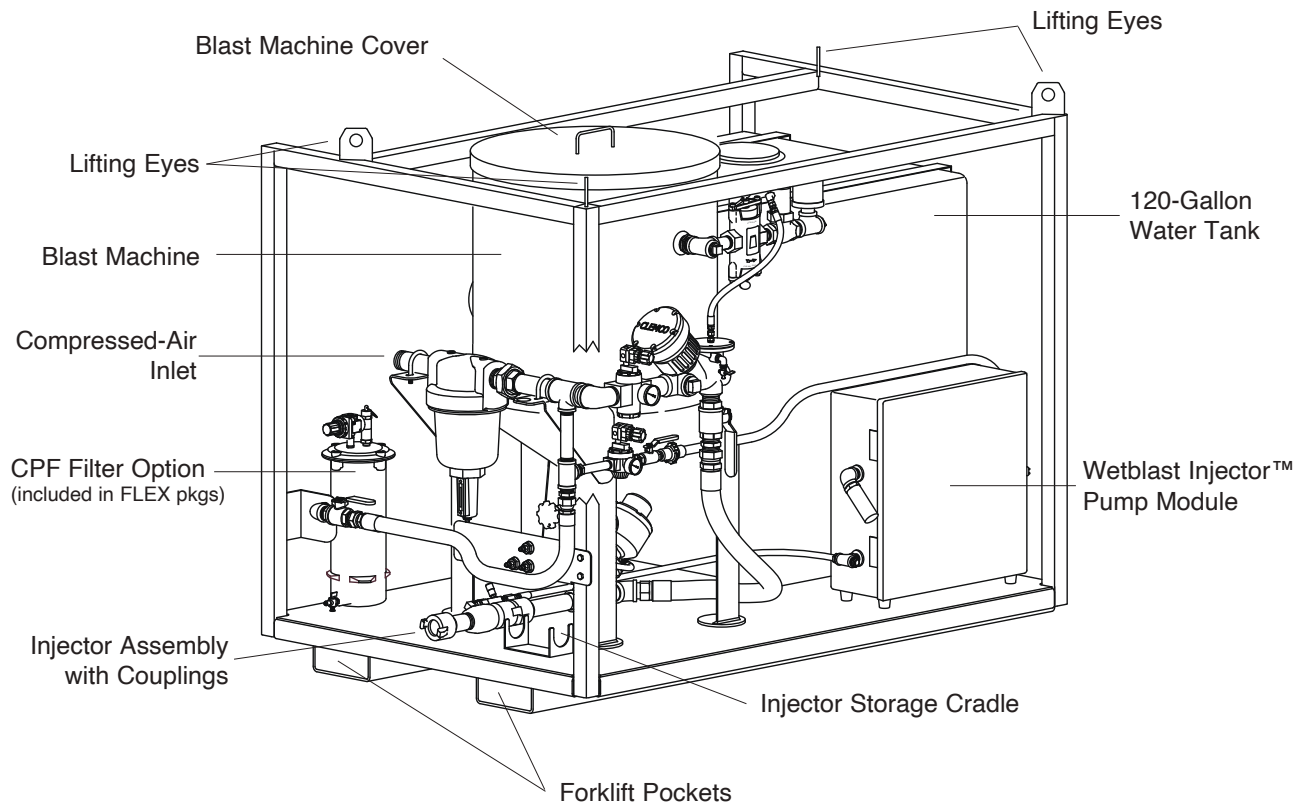
LP FLEX Packages

LP FLEX 2448 Package		
• 1-1/4" thread	28635	1,575
• Contractor thread.....	28634	1,575

FLEX Packages

Packages include FLEX Base Unit plus 50ft x 1-1/4" ID Supa™ hose fitted with nylon holder and nylon coupling, 7/16"-orifice silicon-carbide-lined rubber jacketed nozzle, Apollo 600 HP DLX NIOSH-approved supplied-air respirator, ClemCool™ air conditioner, CPF-20 breathing-air filter, 50ft respirator hose, APL-600 outer lenses (pk of 25), APL-600 intermediate lenses (pk of 5), 1 pair leather gloves, abrasive trap screens (6), coupling gaskets (pk of 10), nozzle washers (pk of 10), and nylon ties (8).

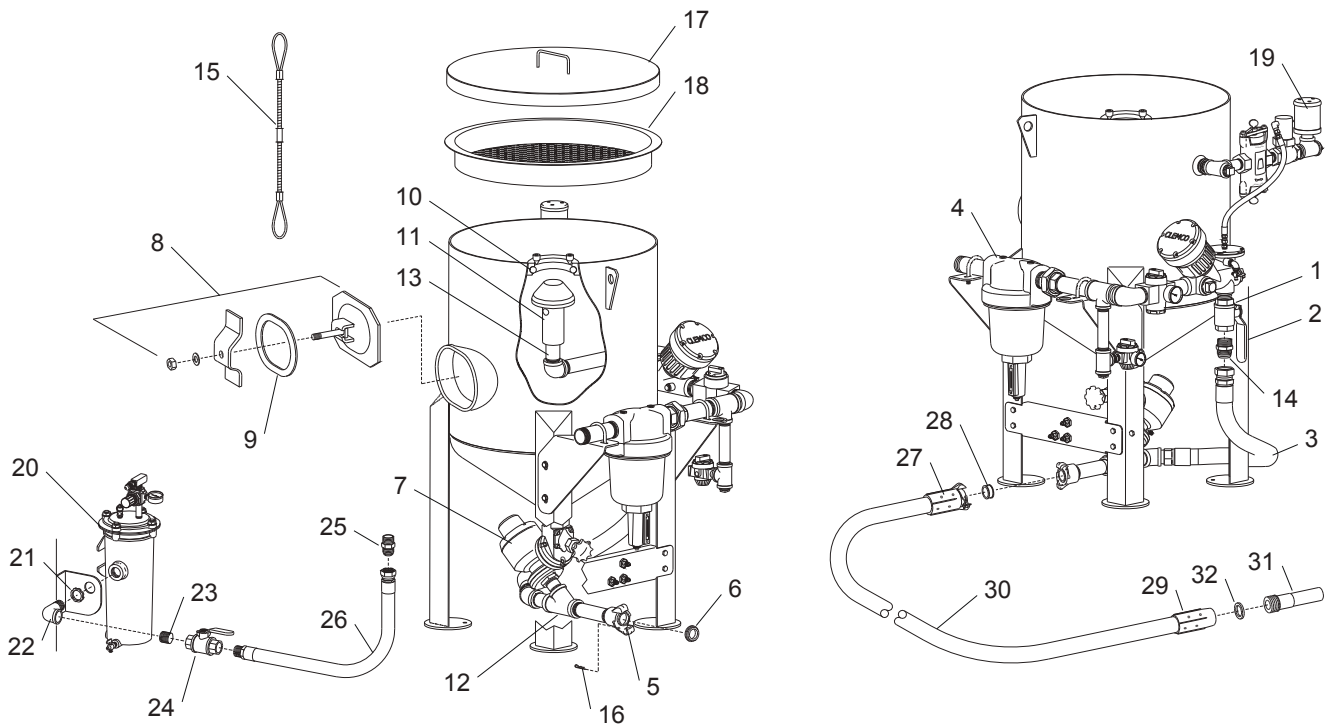
OM 28452 WetBlast FLEX™ Systems ————— Low Pressure WetBlast FLEX **28649 OM**



Description	Stock#	Wt.
FLEX Blast Machine Accessories and Replacement Parts		
1. Ball valve, 1-1/4" with handle.....	02397	3
2. Handle, 1-1/4" ball valve.....	22532	<.5
3. Pusher line, 1-1/4" x 31" coupled.....	23675	4
4. Air filter, 1-1/2-NPT manual drain.....	01284	8
5. Coupling, 1-1/4" CF.....	00551	1
6. Gasket, CQG, 10-pk.....	00850	<.5
7. Metering valve, Auto-Quantum.....	24447	
8. Inspection door assembly, 6" x 8".....	02377	
9. Gasket, inspection door, 6" x 8".....	02369	<.5
10. Seal, pop-up valve.....	02325	<.5
11. Pop-up valve, 4".....	03699	4
12. Wye, standard 1-1/4".....	01818	2
13. Internal pop-up guide, 1-1/4" x 9.5" TOE.....	01757	1.5
14. Adaptor, 1-1/4-NPT x JIC.....	22529	1
15. Safety cable, 1-1/2" to 3" OD hose.....	15013	1.5
16. Lock pin, coupling (25-pk).....	11203	<.5
17. Cover, 24" diam.....	02336	12
18. Screen, 24" diam.....	03100	10

Description	Stock#	Wt.
19. Muffler, 1" exhaust.....	05068	2
20. CPF air filter.....	03578	21
21. Nut, 1" lock.....	11917	<.5
22. Elbow 1" 90° street.....	01775	
23. Nipple, 1" x close.....	01701	
24. Ball valve, 1" w/handle.....	02396	
25. Adaptor, 1-NPT x JIC.....	11720	<.5
26. Hose assembly, 1" ID x 32", coupled.....	22864	1
27. Coupling, CQPS-2.....	08413	.5
28. Gasket, CQGP-3, 10-pk.....	08853	.5
29. Nozzle holder		
• NHP-2 (contr thrd).....	04127	<.5
• HEP-2 (1-1/4 thrd).....	07721	<.5
30. Hose, Supa blast, uncpld 1-1/4" ID x 50 ft.....	23106	40
31. Nozzle		
• SXS-7 (contr thrd).....	100867	1.5
• SAS-7 (1-1/4 thrd).....	28082	1.5
32. Washer, nozzle, 10-pk		
• NW-32, for SXS nozzles.....	91026	<.5
• NW-4, for SAS nozzles.....	00869	<.5

OM 28452 WetBlast FLEX™ Systems

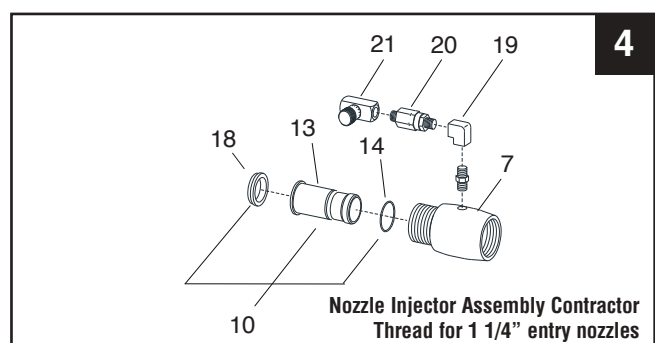
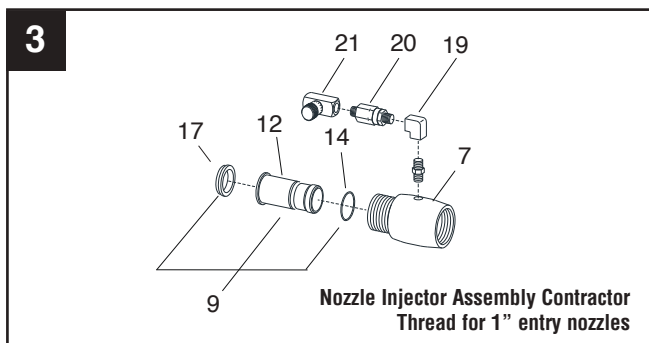
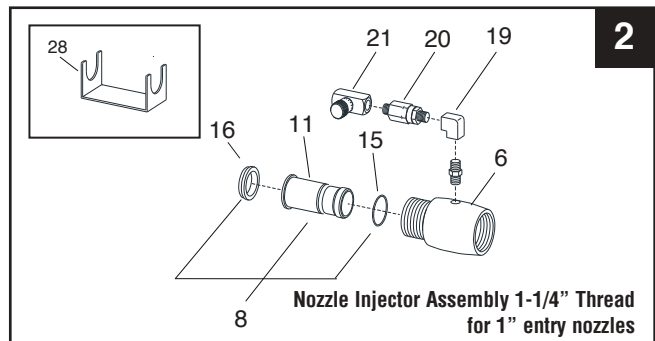
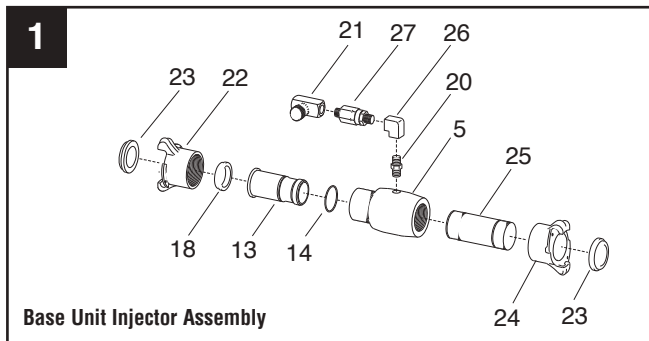


WETBLAST FLEX™ SYSTEM REPLACEMENT PARTS

Description	Stock#	Wt.
FLEX Blast Machine Accessories and Replacement Parts		
1. Base unit adaptor-injector assembly w/couplings, for use at the blast machine.....	28580	3
2. Nozzle adaptor-injector assembly 1-1/4" nozzle thread 1" ID injector sleeve.....	05540	<.5
3. Nozzle adaptor-injector assembly, contractor (50 mm) nozzle thread, 1" ID injector sleeve.....	05541	4
4. Nozzle adaptor-injector assembly, contractor (50 mm) nozzle thread, 1-1/4" ID injector sleeve.....	05598	8
5. Body, 1-1/2"-NPSM entry injector.....	28573	1
6. Body, 1-1/4" thread injector adaptor.....	05506	<.5
7. Body, contractor thread injector adaptor.....	05507	18
8. Injector assembly, nozzle, 1" ID for 05540 includes items 11, 15 and one from 16.....	05536	9
9. Injector assembly, nozzle, 1" ID for 05541 includes items 12, 14 and one from 17.....	05534	<.5
10. Injector assembly, nozzle, 1" ID for 05598 includes items 13, 14 and one from 18.....	05535	<.5

Description	Stock#	Wt.
11. Sleeve, 1" ID injector, for 1-1/4" body.....	05508	4
12. Sleeve, 1" ID injector, for contractor body.....	05509	2
13. Sleeve, 1-1/4" ID injector, for contractor body.....	05510	1.5
14. O-ring, 1-3/8" ID.....	05516	1
15. O-ring, 1-1/4" ID.....	05523	1.5
16. Washer, NW-4 nozzle, 10-pk.....	00869	<.5
17. Washer, NW-25 nozzle, 10-pk.....	91024	12
18. Washer, NW-32 nozzle, 10-pk.....	91026	10
19. Elbow, 1/4-NPT 90° st.....	02027	2
20. Nipple, 1/4-NPT hex.....	02808	21
21. Valve, 1/4-NPT flow control.....	05528	<.5
22. Coupling, CF-2, 1-1/2-NPT.....	00553	<.5
23. Gasket, CQG, 10-pk.....	00850	1
24. Coupling, CE, 1-1/4-NPT.....	00551	.5
25. Nipple, 1-1/4-NPT x 4".....	01720	.5
26. Elbow, 1/4-NPT x 90°.....	06373	<.5
27. Valve, 1/4-NPT check.....	28557	40
28. Cradle, injector assembly storage On request		

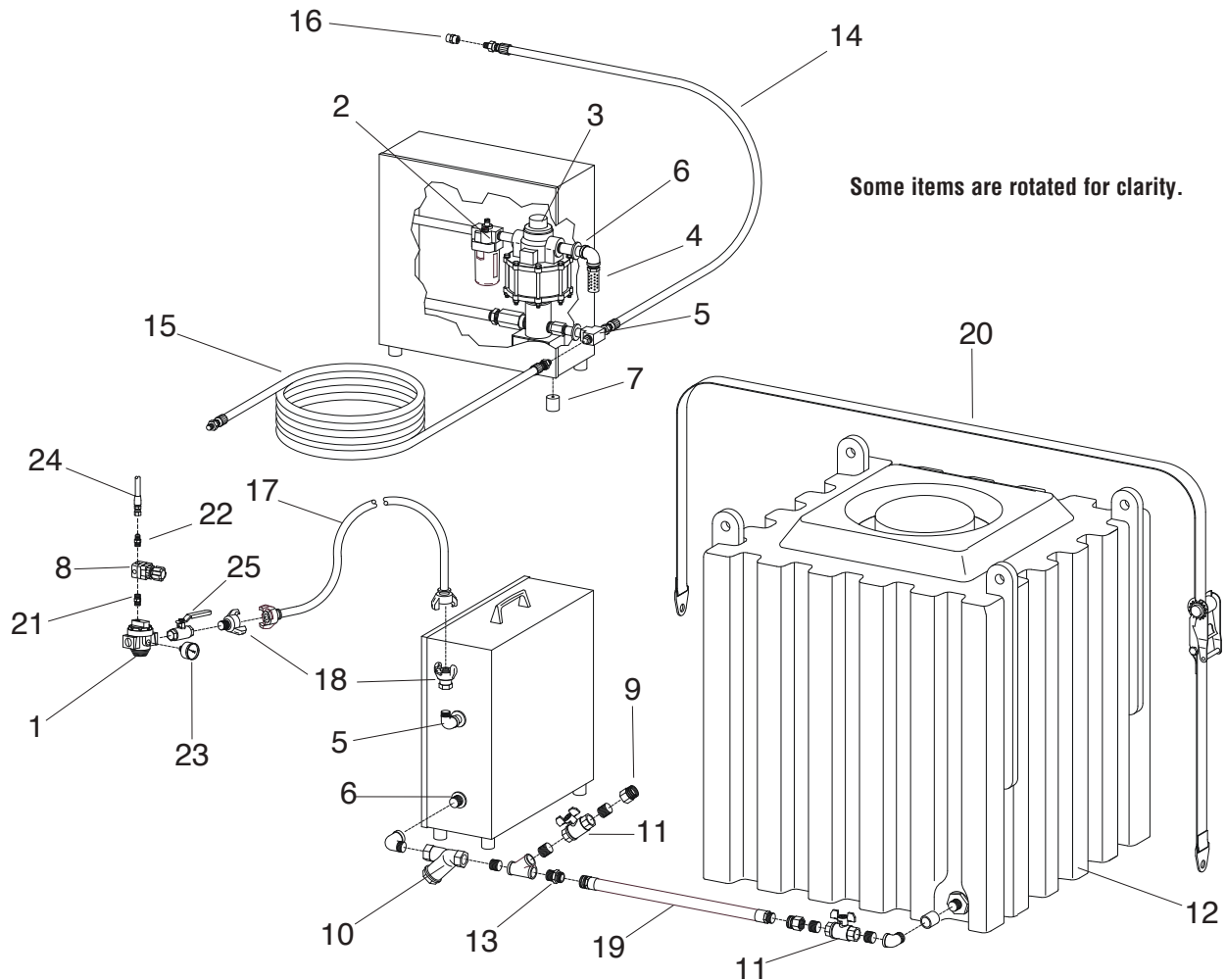
OM 28452 WetBlast FLEX™ Systems



Description	Stock#	Wt.
FLEX Pump Module and Water Tank		
(-) FLEX pump module.....	28587	67
(-) Service kit for water pump, includes air motor kit and hydraulic kit	05484	<.5
1. Pressure regulator, 1/2" pilot-operated.....	11345	2
2. Lubricator, 1/2-NPT	05531	1
3. Pump, water injector.....	05532	17
4. Muffler, 3/4-NPT air	05529	<.5
5. Grommet, 7/8" ID rubber.....	00183	<.5
6. Grommet, 1" ID rubber	00184	<.5
7. Foot, cabinet enclosure, each.....	05525	<.5
8. Regulator, 1/4" pilot.....	12050	5
9. Adaptor, 3/4-FPT x fem water swivel	05524	<.5
10. Strainer, 3/4-NPT water, 100 mesh.....	15011	2
11. Ball valve, 3/4-NPT with handle.....	28551	1

Description	Stock#	Wt.
12. Tank, 120-gallon water	28550	76
13. Adaptor nipple, 3/4-NPT x 3/4" water	28554	<.5
14. Hose, hydraulic starter, 3/8" ID x 5-ft cpld.....	28565	1.5
15. Hose, hydraulic 52-ft. long, 3/8" ID first hose.....	28559	11
• 50-ft. long, 3/8" ID extension hose	05527	10
16. Connector, 1/4-FNP hydraulic hose	02162	<.5
17. Air hose assembly, 1/2" x 82" coupled	28566	4
18. Coupling, 1/2-FPT twist-on	00594	<.5
19. Hose, 3/4" x 19" water.....	28553	17
20. Strap, 2" x 10' tie-down, each.....	28552	17
21. Nipple, 1/4-NPT hex.....	02808	<.5
22. Adaptor, 1/4-NPT	02494	<.5
23. Gauge, 1/4-NPT CBM.....	11830	<.5
24. Hose, 3/16" x 18".....	02454	<.5
25. Valve, 1/2-NPT ball, with handle	01241	.5

OM 28452 WetBlast FLEX™ Systems



WETBLAST INJECTOR

Description	Stock#	Wt.
-------------	--------	-----

Wetblast Injector Accessory Package for use with standard blast machines

Kit includes: wetblast enclosure, water pump, hydraulic hose with fittings, and nozzle adaptor.

NOTE: Order nozzle separately.

For One Operator

50 ft. hydraulic hose, and		
• one 05540 nozzle adaptor, 1-1/4" straight thread, 1" ID	05500	80
• one 05541 nozzle adaptor, contractor thread, 1" ID	07750	80
• one 05598 nozzle adaptor, contractor thread, 1-1/4" ID	07752	80

For Two Operators

Two 50 ft. hydraulic hoses, and		
• two 05540 nozzle adaptors 1-1/4" straight thread, 1" ID	05501	95
• two 05541 nozzle adaptors, contractor thread, 1" ID	07751	95
• two 05598 nozzle adaptors contractor thread, 1-1/4" ID	07753	95

Description	Stock#	Wt.
-------------	--------	-----

(-) Nozzle Adaptor/ Injector Assemblies

(includes items 1-7)

• 1-1/4" straight thread, 1" ID	05540	2.5
• contractor thread, 1" ID	05541	2.5
• contractor thread, 1-1/4" ID	05598	2.5

(-) Injector Assemblies

(includes items 2-4)

• 1" for 05540 adaptor	05536	1
• 1" for 05541 adaptor	05534	1
• 1-1/4" for 05598 adaptor	05535	1

1. Nozzle Adaptors

• for 05540	05506	1
• for 05541 and 05598	05507	1

2. Injectors

• 1" entry for 05540	05508	1
• 1" entry for 05541	05509	1
• 1-1/4" entry for 05598	05510	1

3. O-rings

• for 05541 and 05598 adaptor	05516	<.5
• for 05540 adaptor	05523	<.5

4. Nozzle washers, Packs of 10

• for 05540 adaptor	00869	<.5
• for 05541 adaptor	91024	<.5
• for 05598 adaptor	91026	<.5

5. Valve, 1/4" needle

05528 <.5

6. Nipple, 1/4" brass hex

02808 <.5

7. Elbow, 1/4" brass st

02027 <.5

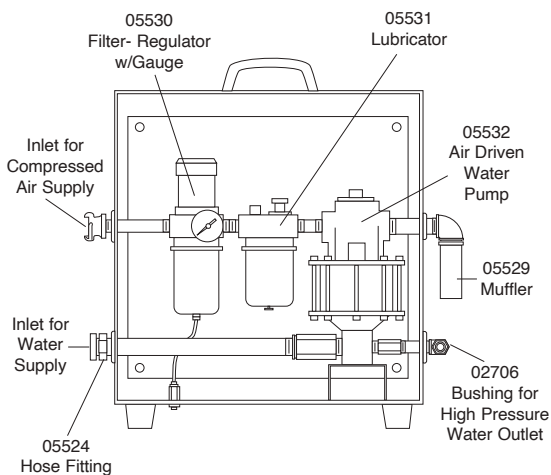
8. Hose, 3/8 x 50-ft hydraulic w/ male swivel connectors

05527 10

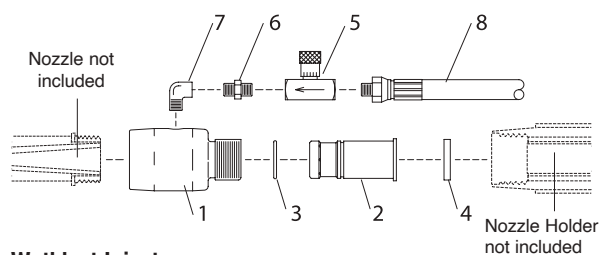
(-) Couplings, 1/4" brass female, unions for hydraulic hose

02162 <.5

OM 05539 WetBlast Injector



Wetblast Injector Pump Enclosure

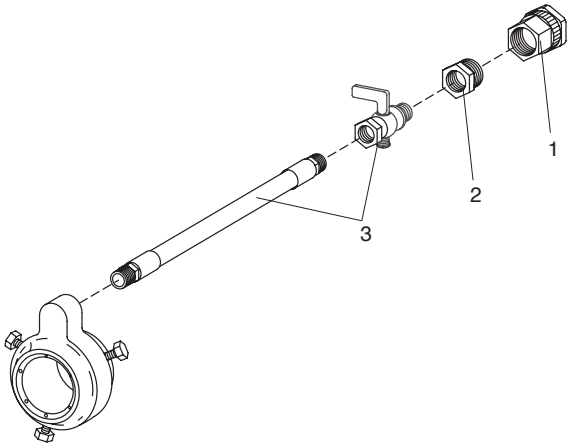
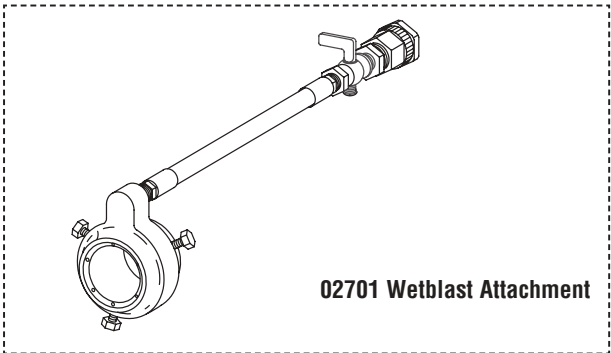


Wetblast Injector Nozzle Adaptor Assemblies

Description	Stock#	Wt.
-------------	--------	-----

Wetblast Attachment (Water Ring)

(-) WB-1 (Includes water ring, shut-off valve, flexible hose, connections)	02701	1
1. Connector	02705	<.5
2. Bushing 1/2" x 1/4" brass	02706	<.5
3. Petcock and 9" hose	02709	.5



Section 5

Blast Machine Spare Parts

———— **CLEMCO[®]** ————

PARTS for 3 CUFT and 6 CUFT CLASSIC BLAST MACHINES with 1-1/4" PIPING

Description	Stock#	Wt.
1. Ball valve w/handle, 1-1/4" NPT	02397	3
2. Handle, 1-1/4", ball valve	22532	<.5
3. Pop-up valve, 4" w/external sleeve	03699	4
4. Internal pop-up guide toe nipple		
3 cuft: 1-1/4" x 6-1/2"	01754	1
6 cuft: 1-1/4" x 6"	01753	1
5. Adaptor, male NPT x 1-1/4" m-flare	22529	1
6. Replacement flexible pusher line, coupled hose only:		
- 1-1/4" ID x 28"	23674	4
- Lo-Pot: 1-1/4" ID x 19"	24168	3.5
(-) Flexible pusher line conversion kit.		
- for 1648 & 2452	23874	1.5
- for 2443 Lo-Pot	27504	1.5
7. Coupling, 1-1/4" CF	00551	1
8. Wye, 1-1/4" standard	01818	2
9. Leg pad, right	03654	3
10. Leg pad, left	03655	3
11. Metering valve,		
- FSV w/ wye	02427	14
- LPV	05680	10
12. *Gasket, CQG coupling, (pk of 10)	00850	<.5
13. Wheel & tire, 16 x 400	20427	22
14. Axle & 16" wheel set		
- 3 cuft	02822	54
- 6 cuft	02350	57
15. Washer, 1" thrust	03825	<.5

Description	Stock#	Wt.
16. Retaining ring, 1"	03824	<.5
17. Inspection door assembly, 6" x 8"	02377	9
18. Gasket, inspection door	02369	<.5
19. *Umbrella, 4" bolt-on	02318	2
20. Muffler, exhaust	05068	2
21. Seat, pop-up gum rubber, standard	02325	<.5
* neoprene, hot climates	02380	<.5
22. Nipple, 3 cuft	01722	1
- Nipple, 6 cuft	01726	2
23. Elbow	01769	1

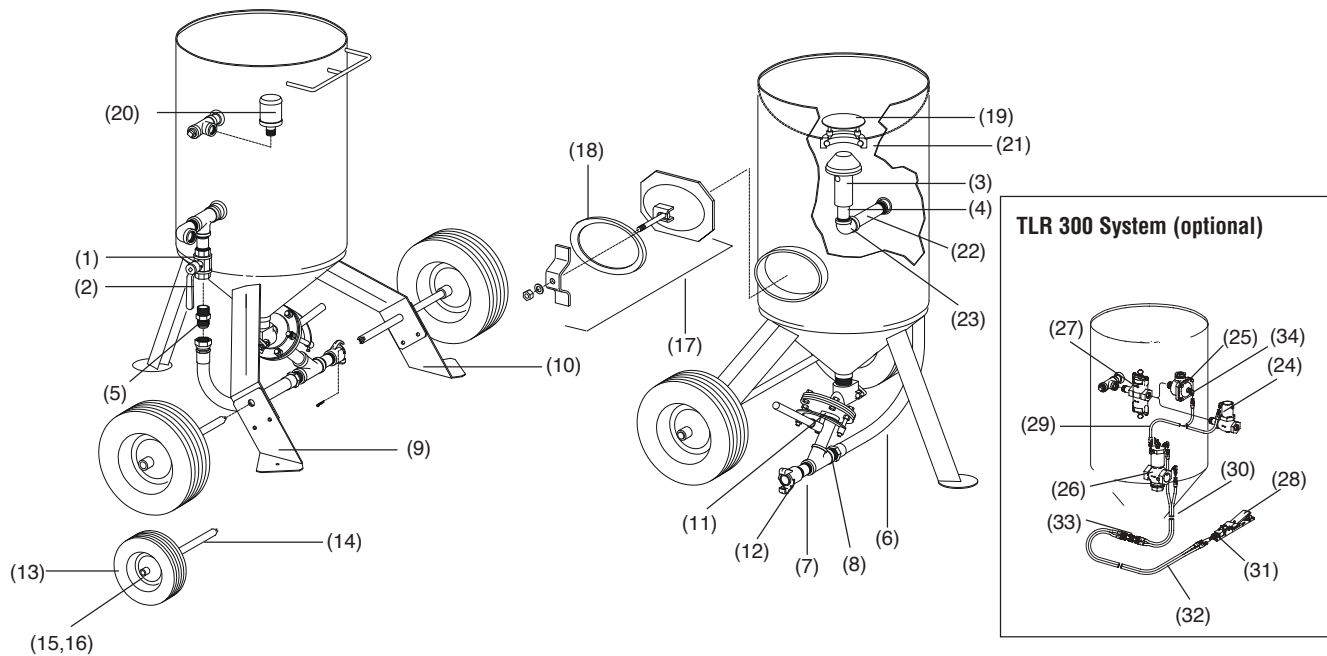
TLR 300 System

(optional, components listed below)

24. Outlet valve, 1" piston	01967	4
25. Outlet valve, 1" diaphragm	03371	7
26. Inlet valve, 1-1/2"	01995	12
27. Abrasive trap	02011	4
28. RLX control handle	10565	1
29. Hose, 3/16" x 18" cpld	02454	<.5
30. Hose, 5 ft. twinline cpld	01952	1
31. Hose end, reusable	01943	<.5
32. Hose, 50 ft. twinline cpld	01951	8
33. Union, hose	01944	<.5
34. Elbow, 1/4" adaptor	02513	<.5

*Optional item

Blast Machine without Remotes 01181 Shown / Note: For Screens & Covers — See Accessories page, Section 5, page 7.
Manuals: Without Remotes, **OM 06160**; With TLR300 Remotes, **OM 22501**

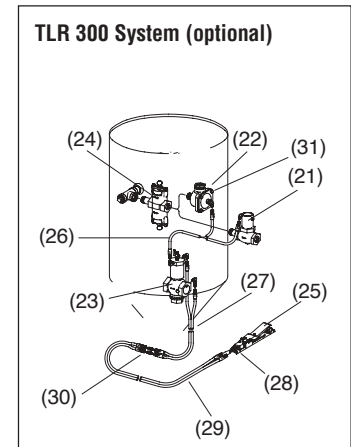
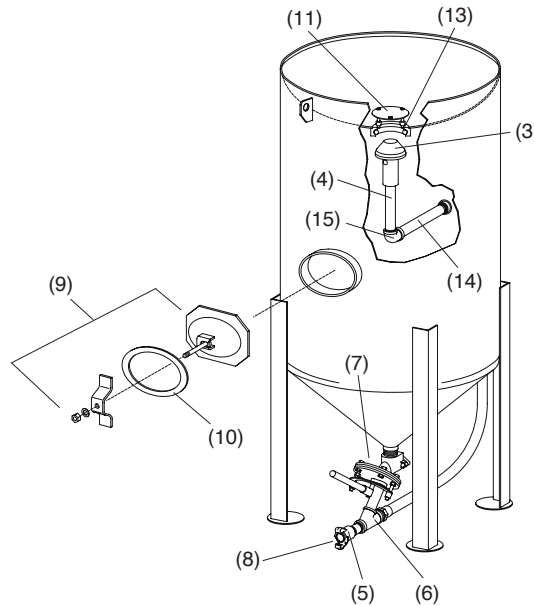
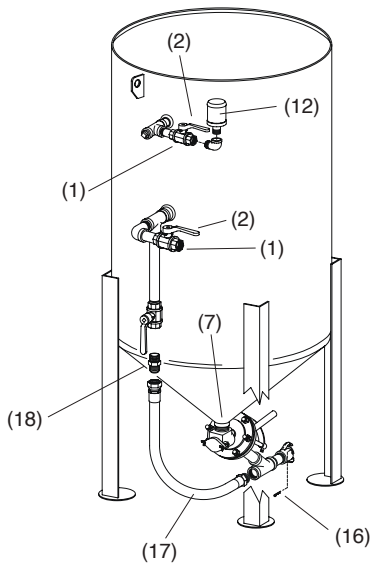


PARTS for 10 CUFT and 20 CUFT CLASSIC BLAST MACHINES with 1-1/4" PIPING

Description	Stock#	Wt.
1. Ball valve w/handle, 1-1/4" NPT	02397	3
2. Handle, 1-1/4", ball valve	22532	<.5
3. Pop-up valve, 4" w/external sleeve	03699	4
4. Internal pop-up guide toe nipple • 7 cuft: 1-1/4" x 5"	01752	1
• 10 cuft: 1-1/4" x 6"	01753	1
• 20 cuft: 1-1/4" x 9-1/2"	01757	1.5
5. Coupling, 1-1/4" CF	00551	1
6. Wye, 1-1/4" standard	01818	2
7. Metering valve, FSV w/ wye	02427	14
8.*Gasket, CQG coupling, (pk of 10)	00850	<.5
9. Inspection door assembly, 6" x 8"	02377	9
10. Gasket, inspection door	02369	<.5
11.*Umbrella, 4" bolt-on	02318	2
12. Muffler, exhaust	05068	2
13. Seat, pop-up gum rubber, std. use	02325	<.5
*neoprene, hot climates	02380	<.5
14. Nipple, 7 cuft, 1-1/4" x 13-1/2"	20234	2
- Nipple, 10 & 20 cuft 1-1/4" x 16-1/2"	21739	3
15. Elbow	01769	1
16. Lock pin, coupling, pk of 25	11203	<.5

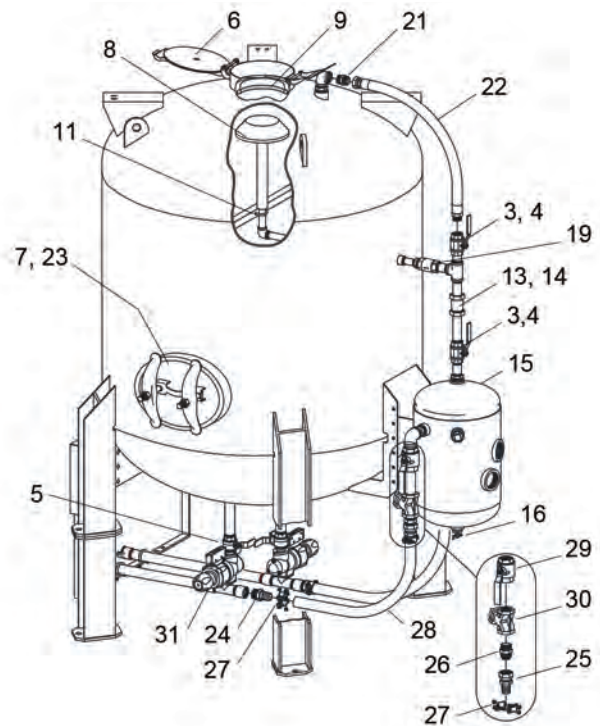
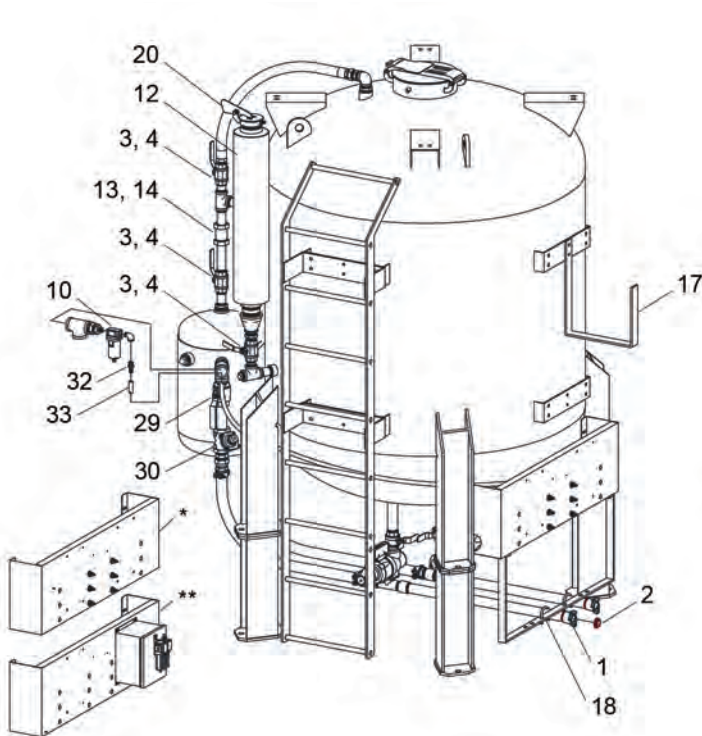
Description	Stock#	Wt.
Note: To convert to flexible pusher line, order No. 17 and 18		
17. Replacement flexible pusher line • 8 cuft machines 1-1/4" x 28"	23674	2
• 7, 10, 20, cuft machines 1-1/4" x 31"	23675	2
18. Adaptor, 1-1/4" flare	22529	1
TLR 300 System (optional, components listed below)		
21. Outlet valve, 1" piston	01967	4
22. Outlet valve, 1" diaphragm	03371	7
23. Inlet valve, 1-1/2"	01995	12
24. Abrasive trap	02011	4
25. RLX control handle	10565	1
26. Hose, 3/16" x 18" cpld	02454	<.5
27. Hose, 5 ft. twinline cpld	01952	1
28. Hose end, reusable	01943	<.5
29. Hose, 50 ft. twinline cpld	01951	8
30. Union, hose	01944	<.5
31. Elbow, 1/4" adaptor	02513	<.5
*Optional item		

Blast Machine without Remotes 00894 Shown / Note: For Screens & Covers — See Accessories page, Section 5, page 7.
Manuals: Without Remotes, **OM 06160**; With TLR300 Remotes, **OM 22501**



Description	Stock#	Wt.
1. Coupling, CF-2 1-1/2" thread	00553	
2. Gasket, coupling (package of 10).....	00850	
3. Ball valve with handle, 1-1/4".....	02430	
4. Handle, 1-1/4" ball valve.....	22532	
5. Ball valve, 1-1/2" flanged.....	31134	
6. Gasket, fill port cover.....	30969	
7. Gasket, manway door.....	30971	
8. Pop-up valve, 8" with 15" stem.....	30627	
9. Seal, 8" pop-up.....	05641	
10. Air filter, 1/2" manual drain.....	01308	
11. U-bolt, 5/16-18 x 1-3/4" inside width.....	03276	
12. Muffler, exhaust.....	30956	
13. Compression coupling, 1-1/4".....	01857	
14. Gasket, 1-1/4" compression coupling.....	01886	
15. Water separator tank, 16".....	30503	
16. Petcock, 1/4" drain.....	01993	
17. Hanger, hose.....	05158	
18. U-bolt, 1/4-20 x 2" inside width.....	13854	
19. Check valve, 1-1/4".....	02088	
20. Rain cap.....	30957	

Description	Stock#	Wt.
21. Adaptor, 1-1/4" NPT male x male JIC	22529	
22. Hose assembly, 1-1/4" ID		
• 40" long, for 60 cuft machine.....	31196	
• 48" long for 120 cuft machine.....	31197	
• 60" long for 160 cuft machine.....	31198	
23. Door only, 14" x 18" manway.....	30636	
24. Fitting, 1-1/2" MNPT x 1-1/2" hose barb.....	25284	
25. Fitting, fem JIC swivel x 1-1/2" hose barb.....	25283	
26 Adaptor, 1-1/2" NPT male x male JIC	25285	
27. Clamp, 1-3/4" to 2-3/64" dia. bolt-on.....	25286	
28. Hose 1-1/2" air, specify ft required.....	25282	
29. Valve, 1-1/2" ball.....	07596	
30. ACE, 1-1/2" air valve		
• valve only, without fittings.....	25288	
• valve assembly with fittings.....	31010	
31. GritWizard abrasive metering valve		
with shutoff ball valve.....	31158	
32. Fitting, 1/2" NPT male x 1/2" hose barb.....	01745	
33. Hose, 1/2" ID air, specify feet required.....	04905	



***Pneumatic Operator Panel**

For pneumatic remote controls. Refer to Section 6, page 17 for parts.

****Electric Operator Panel:** Single panel for two operators shown.

For electric remote controls. Refer to Section 6, page 17 for parts.

Some items rotated for clarity.

Description	Stock#	Wt.
-------------	--------	-----

OM 23109

Compressed-Air Coalescent Filters

High-volume Coalescent Filter

(portable, 10" Diam.)

- 800 cfm, 150 psi, with 2" inlet, 2" outlet 23108 106
- 2" I.D. ball valve and handle for 23108..... 02368 12

Description	Stock#	Wt.
-------------	--------	-----

In-line Coalescent Filter

(can be used with upstream air filter in high-humidity environment)

- 200 cfm, auto-drain, 150 psi, fits 3/4" to 1-1/4" piping 23748 5
- Filter element 23749 2

Note: With frequent vendor redesigns beyond our control, we no longer inventory replacement bowls for Watts or SMC filters. For replacements, contact your local Watts or SMC distributor.

	1/2 INCH		1 INCH		1-1/2 INCH	
	Stock #	Wt.	Stock #	Wt.	Stock #	Wt.
SMC Air Filters						
• Air filter with manual drain	01308	2	22424	3	22363	8
• Air filter with auto drain	21684	2	22425	3	22364	8
SMC Parts						
• Filter element			22418	<.5	22368	1
• Seal kit, includes: all o-rings and gaskets			22417	<.5	22367	<.5

	1 INCH		1-1/2 INCH		2 INCH	
	Stock #	Wt.	Stock #	Wt.	Stock #	Wt.
Norgren Air Filters						
• Air filter with manual drain			01284	8	01285	8
• Air filter with manual drain			01282	8	01283	8
Norgren Parts						
• Bowl assembly with manual drain	01297	2				
• Bowl assembly with manual drain (bayonet-mount)			21845	.5	21845	.5
• Bowl assembly with auto drain (bayonet-mount)			21846	.5	21846	.5
• Filter element	01292	<.5	01287	2	01287	
• Repair kit, includes: upper gasket, lower gasket, retainer gasket, louver and bowl o-ring	01299	<.5				
• Gasket and o-ring kit			01286	<.5	01286	<.5
• Baffle assembly	01294	<.5				
• Retainer	01300	<.5				
• Manual drain petcock	01325	<.5				
• Manual drain assembly	01331	<.5				
• Insert, manual drain	01296	<.5				
• Auto drain assembly	01322	<.5	01322	<.5	01322	<.5

POP-UP VALVES for CLEMCO BLAST MACHINES and PRO-SERIES BIG CLEMS

Description Stock# Wt.

For 14-inch through 36-inch diameter Blast Machines

To determine appropriate pop-up valve, measure the diameter of the opening in the blast machine head; and also determine if the machine has single- or dual-inlet piping. Machines with dual-inlet piping have an external pipe connecting inlet and outlet piping and were manufactured prior to June 1983.

4-inch Blast Machine Head Opening

Current Models

Single-inlet piping: Pop-up valve has aluminum sleeve that fits over 1-1/4" internal pipe.

- Pop-up valve..... 03699 5
- Pop-up valve, Soft King 21769 5
- Pop-up valve seat* 02325 .5
- Pop-up valve seat* (neoprene)..... 02380 <.5

*Seat dimensions: 4" ID x 5.5" OD

Old-Style Models

Dual-inlet piping: Pop-up valve has 1/2" steel stem that fits inside 1" internal pipe.

- Pop-up valve..... 02321 4
- Pop-up valve seat* (tan rubber) 02325 .5
- Pop-up valve seat* (black neoprene)..... 02380 <.5

*Seat dimensions: 4" ID x 5.5" OD

Description Stock# Wt.

5-1/2 inch Blast Machine Head Opening

Old-Style Models

Single-inlet piping: Pop-up valve has aluminum sleeve that fits over 1-1/4" internal pipe.

- Pop-up valve..... 03689 6
- Pop-up valve seat** 02343 <.5

**Seat dimensions: 6" ID x 7.5" OD

Old-Style Models

Dual-inlet piping: Pop-up valve has 1/2" steel stem that fits inside 1" internal pipe.

- Pop-up valve..... 02375 6
- Pop-up valve seat** 02343 <.5

**Seat dimensions: 6" ID x 7.5" OD

For 10-inch diameter blast machines and Super Comet

Current Models

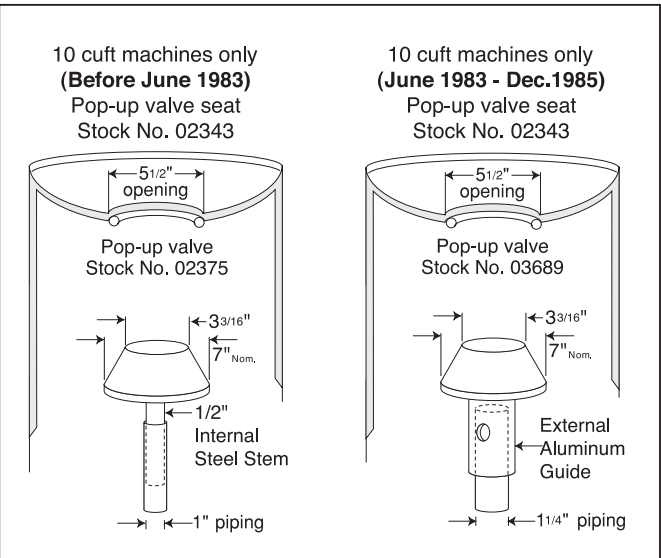
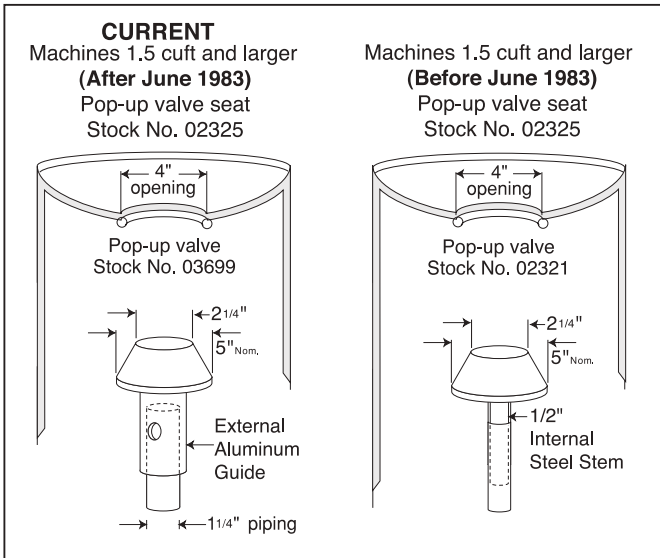
- Pop-up valve..... 01242 .5
- Pop-up valve seat 01245 <.5

Seat dimensions: 1.35" ID x 2.125" OD

Pro-Series Big Clem Pop-Valves: Current Models

- Pop-up valve..... 30627 13
- Pop-up valve seat 05641 1

Seat dimensions: 8" ID x 9.5" OD

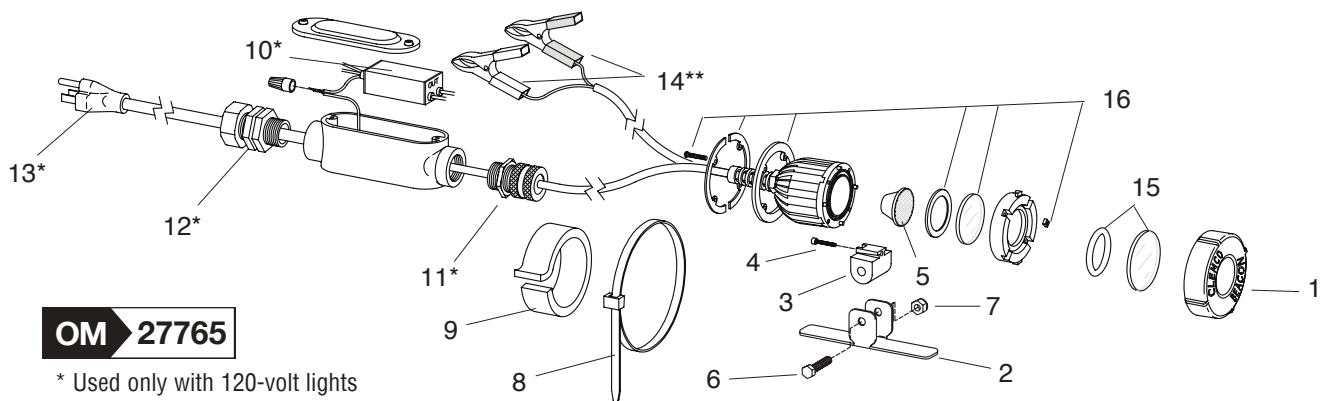


Description	Stock#	Wt.
Pressure Regulators and Gauge		
• 1/2" 125 psi regulator (R).....	01902	2
• 3/4" 125 psi regulator (NR).....	01903	3
• 1" 125 psi regulator (NR).....	01904	3
• 1-1/2" 125 psi regulator (NR).....	01906	3
• Repair kit for 01903, 01904, 01906.....	22824	<.5
• Replacement gauge with bushing.....	11830	<.5
Regulator Types: R = Relieving – NR = Non-Relieving		
Anti-Freeze Injector		
• To prevent control line freeze-up.....	05537	1
Steel Covers (Lids)		
• 10" diameter cover.....	03107	3
• 14" diameter cover.....	02334	5
• 16" diameter cover.....	02335	6
• 20" diameter cover.....	20358	9
• 24" diameter cover.....	02336	12
• 30" diameter cover.....	02337	1
• 36" diameter cover.....	28651	24

Description	Stock#	Wt.
Steel Screens		
• 10" diameter screen.....	03362	4
• 14" diameter screen.....	03098	5
• 16" diameter screen.....	03099	6
• 20" diameter screen.....	20357	9
• 24" diameter screen.....	03100	10
• 30" diameter screen.....	03101	15
• 36" diameter screen.....	02391	57
Poly Covers (Bags)		
• Clemco logo bag, medium for 2 and 3 cuft machines.....	15097	2
• Clemco logo bag, large for 4 and 6 cuft machines.....	15143	3
Safety Cables		
Hose safety cable for 1/2" to 1-1/4" OD hose.....	15012	<.5
Hose safety cable for 1-1/2" to 3" OD hose.....	15013	1.5
*Hose safety cable for 1-1/2" to 4" OD hose.....	27405	2

Beacon Blast Light Assemblies		
• 12V DC blast light		
– with 10-ft cable.....	28438	
– with 50-ft cable.....	27740	3
– with 100-ft cable.....	27741	4
• 120V AC blast light		
– with 10-ft cable.....	28439	
– with 50-ft cable.....	27742	4
– with 100-ft cable.....	27743	5
Blast Light Replacement Parts		
1. Retainer, outer lens.....	27748	<.5
2. Bracket, mounting.....	27751	<.5
3. Mount, light.....	28161	<.5
4. Screw, light mount.....	28162	<.5

5. Diffuser.....	28160	<.5
6. Screw, 1/4-NC x 1.5" hex head cap.....	03055	<.5
7. Nut, 1/4-NC lock.....	03112	<.5
8. Ties, 14.5" long, nylon, 2-pk.....	02395	<.5
9. Gasket, 5/32" x 3/4" adhesive backed, per foot.....	00187	.5
10. Driver, 120V to 12V LED.....	27758	<.5
11. Strain relief, 120V light.....	27756	<.5
12. Strain relief, 120V light.....	27757	<.5
13. Cord, 4-ft 120V power.....	27766	<.5
14. Clamp set, 12V battery.....	27763	<.5
(-) Glass outer lens, (20-pk lens only).....	28520	
15. Service kit, 3 lenses, 1 o-ring.....	28163	<.5
16. Service kit, poly inner lens.....	28164	<.5



OM 27765

* Used only with 120-volt lights
 ** Used only with 12-volt lights

Section 6

Remote Controls

———— **CLEMCO[®]** ————

PNEUMATIC PRESSURE-RELEASE REMOTE CONTROL SYSTEMS

Description	Stock#	Wt.
Pneumatic Remote Controls with Piston Outlet Valve		
TLR-300 1-1/4" / 1-1/2" remote control system. Includes 1-1/4"/1-1/2" inlet valve, 1" piston outlet valve, RLX control handle, 50' coupled, twinline hose, abrasive trap and all required hoses and fittings.....	01936	32
Pneumatic Remote Controls with Diaphragm Outlet Valve		
TLR-50 1/2" remote control system. Includes 1/2" inlet valve, .5" diaphragm outlet valve, RLX control handle, 25 ft. coupled twinline hose and all required hoses and fittings.....	02518	12
TLR-300D 1-1/4" / 1-1/2" remote control system. Includes 1-1/4" / 1-1/2" inlet valve, 1" diaphragm outlet valve, RLX control handle, 50'. coupled twinline hose, abrasive trap and all required hoses and fittings.....	03448	33
TLR to AQV Quantum ACS Conversion Kit Includes: valve, 3/8" x 50' hose, ACS switch assembly.....	07682	30
Anti-Freeze Injector To prevent control-line freeze-up.....	05537	1

NOTE: OSHA regulations require the use of remote controls on all abrasive blast machines. REF 29 CFR 1910.244 (B)

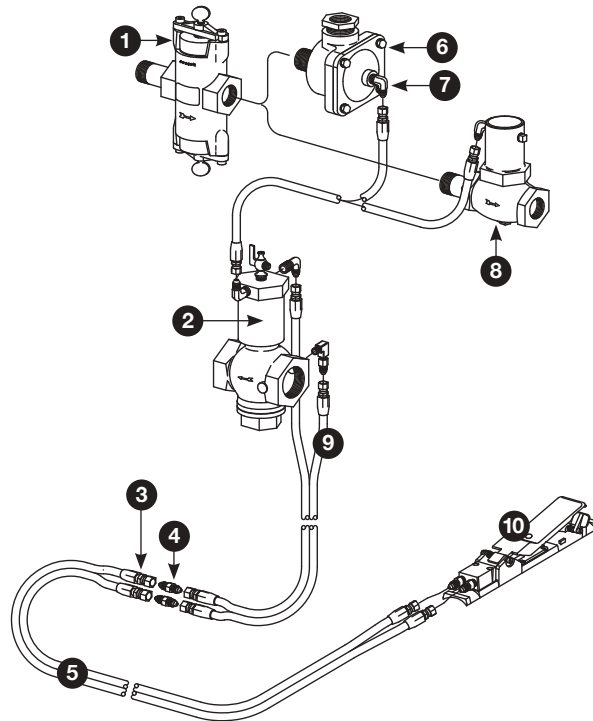
The above remote control systems are pressure-release style; they provide operator start/stop control at the nozzle, and allow the blast machine to depressurize, for refilling, each time the control handle is released.

For TLR100 refer to section 13, Contractor Legacy Products.

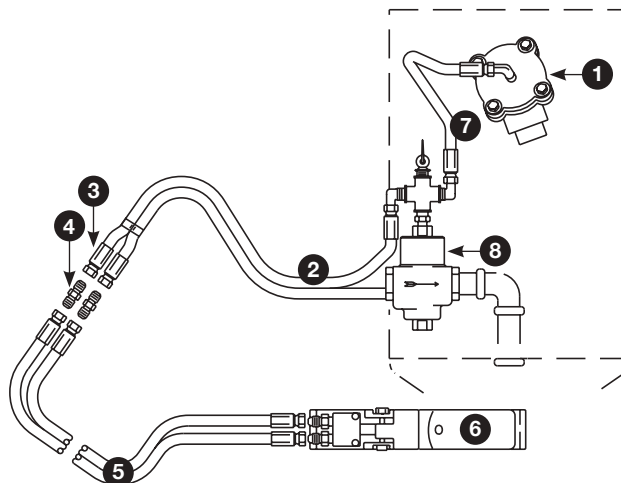
KEY

- | | |
|---|--|
| 1. Abrasive Trap (02011) | 6. Diaphragm Outlet Valve, use on TLR 300D (03371) |
| 2. Inlet Valve
• 1-1/4" / 1-1/2" (01995) | 7. Elbow Adaptor (02513) |
| 3. Hose End (01943) | 8. Piston Outlet Valve, use on TLR 300 (01967) |
| 4. Hose Union (01944) | 9. 5' Twinline Hose (01952) |
| 5. 50' Twinline Hose (01951) | 10. RLX Control Handle (10565) |

OM 22428 TLR 300/300D Remote Control Systems



OM 03358 TLR 50 Remote Control Systems



- | | |
|---------------------------------------|-------------------------------------|
| 1. .5" Diaphragm Outlet Valve (02512) | 5. 25' Twinline Hose (02128) |
| 2. 3' Twinline Hose (02240) | 6. RLX Control Handle (10565) |
| 3. Hose End (01943) | 7. 3/16" x 18" Coupled Hose (02454) |
| 4. Hose Union (01944) | 8. .5" Inlet Valve (02164) |

Description	Stock#	Wt.
-------------	--------	-----

Pneumatic Remote Control Systems with Abrasive Cut Off

TLR-300C 21153

Includes:

- TLR 1-1/4" / 1-1/2" inlet valve
- 1" piston outlet valve
- Abrasive trap
- Pneumatic RLX control handle
- 50 ft. twinline and ACS supply hose
- AQV Quantum valve plus required hoses and fittings

TLR-300DC 21155

Includes items listed above except:

- 1" diaphragm outlet valve instead of piston outlet valve

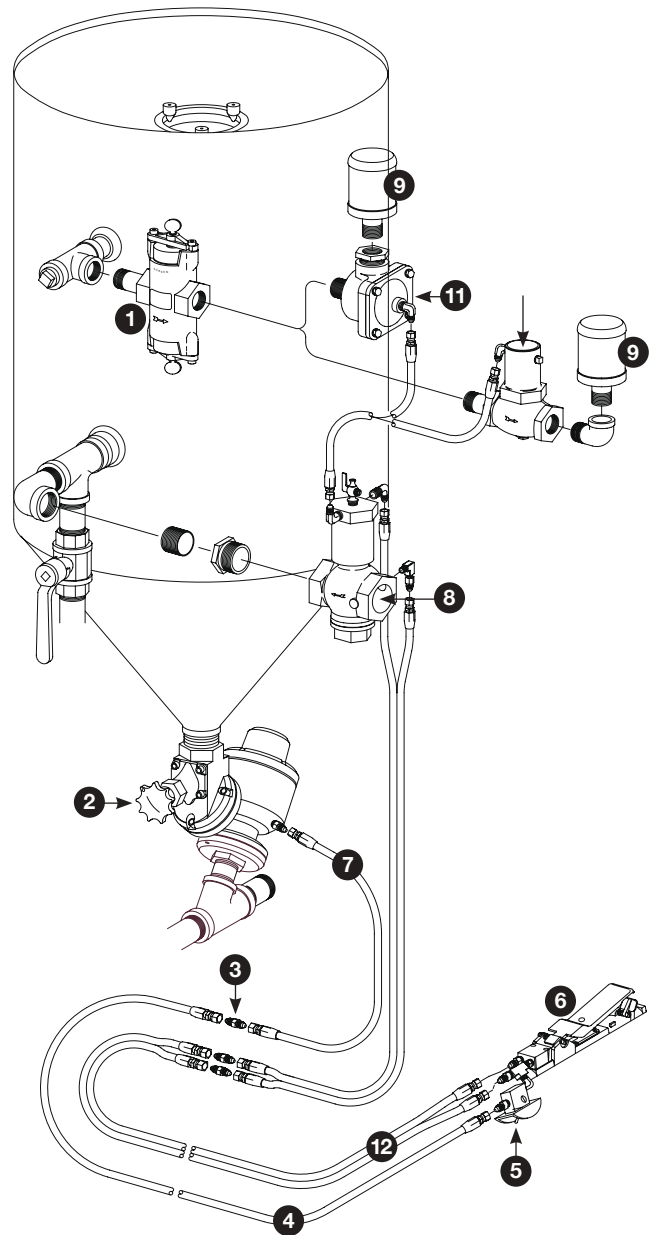
NOTE: OSHA regulations require the use of remote controls on all abrasive blast machines. REF 29 CFR 1910.244 (B)

The above remote control systems are pressure-release style; they provide operator start/stop control at the nozzle and allow the blast machine to depressurize, for refilling, each time the control handle is released.

KEY

- | | |
|--|-------------------------------------|
| 1. Abrasive Trap (02011) | 7. 3/16" x 18" Coupled Hose (02454) |
| 2. Metering Valve (Valve may differ from that shown) | 8. Inlet Valve |
| 3. Hose Union (01944) | • 1-1/4" / 1-1/2" (01995) |
| 4. 50' Single Line (03087) | 9. Muffler (05068) |
| 5. ACS Switch Assembly (07654) | 10. Piston Outlet Valve (01967) |
| 6. RLX Control Handle with ACS (07625) | 11. Diaphragm Outlet Valve (03371) |
| | 12. 50' Twinline Hose (01951) |

OM 22501



ELECTRIC PRESSURE-RELEASE REMOTE CONTROL SYSTEMS

Description	Stock#	Wt.
Electric Remote Control Systems		
EAC-300 (120V AC)		
1-1/4" / 1-1/2"	03385	43
Includes:		
• 1-1/4" / 1-1/2" inlet valve		
• 1" piston outlet valve		
• Electric RLX control handle		
• 50 ft. electric control cable		
• Control panel plus required hoses and fittings		
• Abrasive trap		
EAC-300C		
System as above plus AQV Quantum valve with ACS	21182	50
EDC-300 (12V DC)		
1-1/4" / 1-1/2"	03381	44
Includes items listed with EAC-300		
EDC-300C		
System as above plus AQV Quantum valve with ACS	21184	51
Conversion Kits (Pneumatic to Electric):		
For TLR to 120V	02201	23
For TLR to 12V	02202	24

NOTE: OSHA regulations require the use of remote controls on all abrasive blast machines. Ref 29 CFR 1910.244 (b)

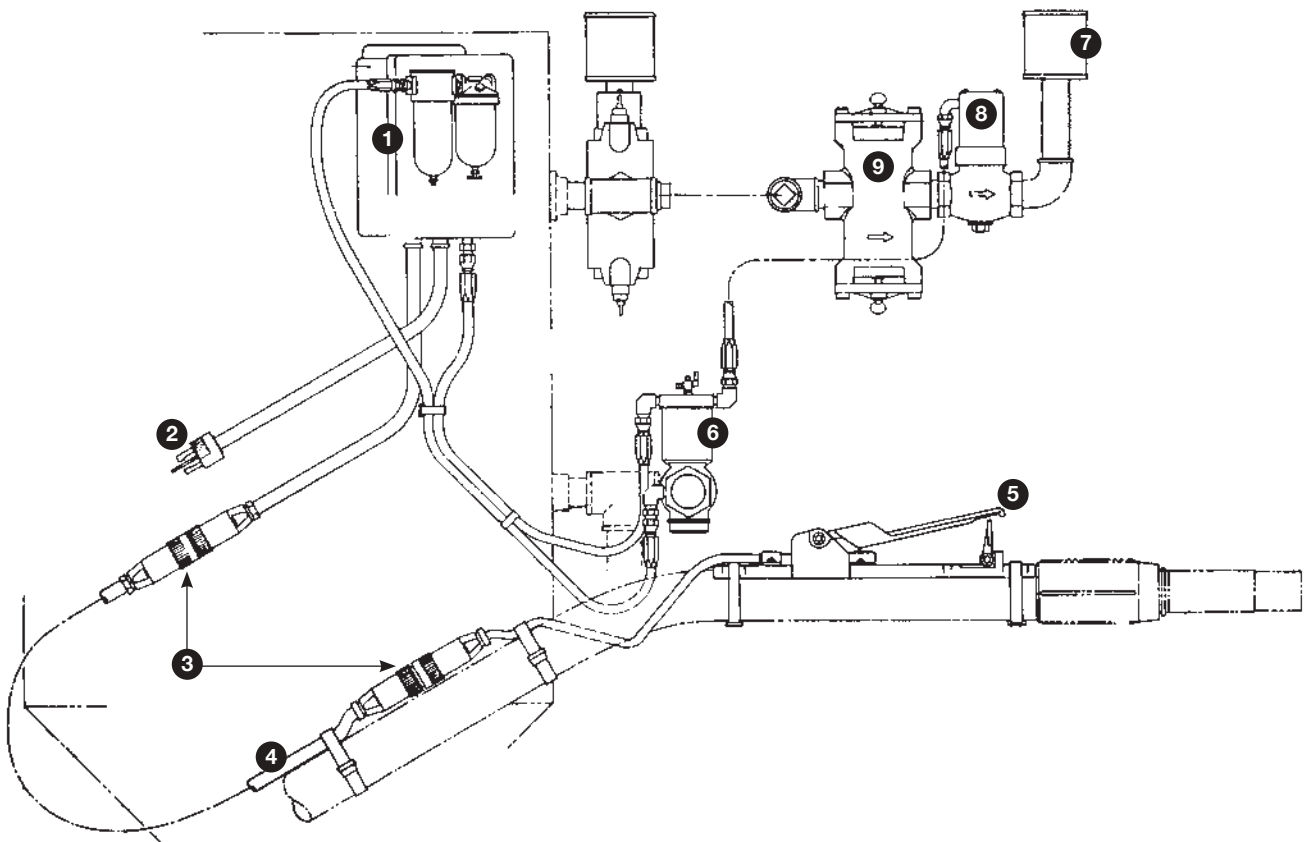
The following remote control systems are pressure-release style; they provide operator start/stop control at the nozzle and allow the blast machine to depressurize, for refilling, each time the control handle is released. Anti-freeze injector is standard on electric remote control systems. Suggested for hose lengths 100 ft or greater.

NOTE: The power input cable to the control box is 5 ft. long. If the blast machine is farther from a power source, use a grounded 14/3 UL-approved extension cord with 120-volt power source. For pressure-hold systems, see Quantum pressure-hold Remote Control Systems.

KEY

- | | |
|--------------------------|--|
| 1. Control Panel | 5. Electric RLX Control Handle (10840) |
| • 120V AC (07676) | 6. Inlet Valve |
| • 12V DC (07677) | • 1-1/2" (01995) |
| 2. Twist-Lok | 7. Outlet Valve Muffler (05068) |
| 3. Lo-Profile Connectors | 8. Outlet Valve (01967) |
| 4. Cable Extension | 9. Abrasive Trap (02011) |
| • 50' (10835) | |
| • 100' (10836) | |

OM 03390 Electric Pressure-Release Remote Control Systems



QUANTUM PNEUMATIC PRESSURE-HOLD REMOTE CONTROL SYSTEMS

Description	Stock#	Wt.
-------------	--------	-----

Pneumatic Pressure-Hold Remote Controls

System includes: AQV Quantum abrasive metering valve, 1-1/4" air valve, abrasive cut-off switch, pneumatic RLX control handle, 50 ft. twinline hose, and all required hoses and fittings.

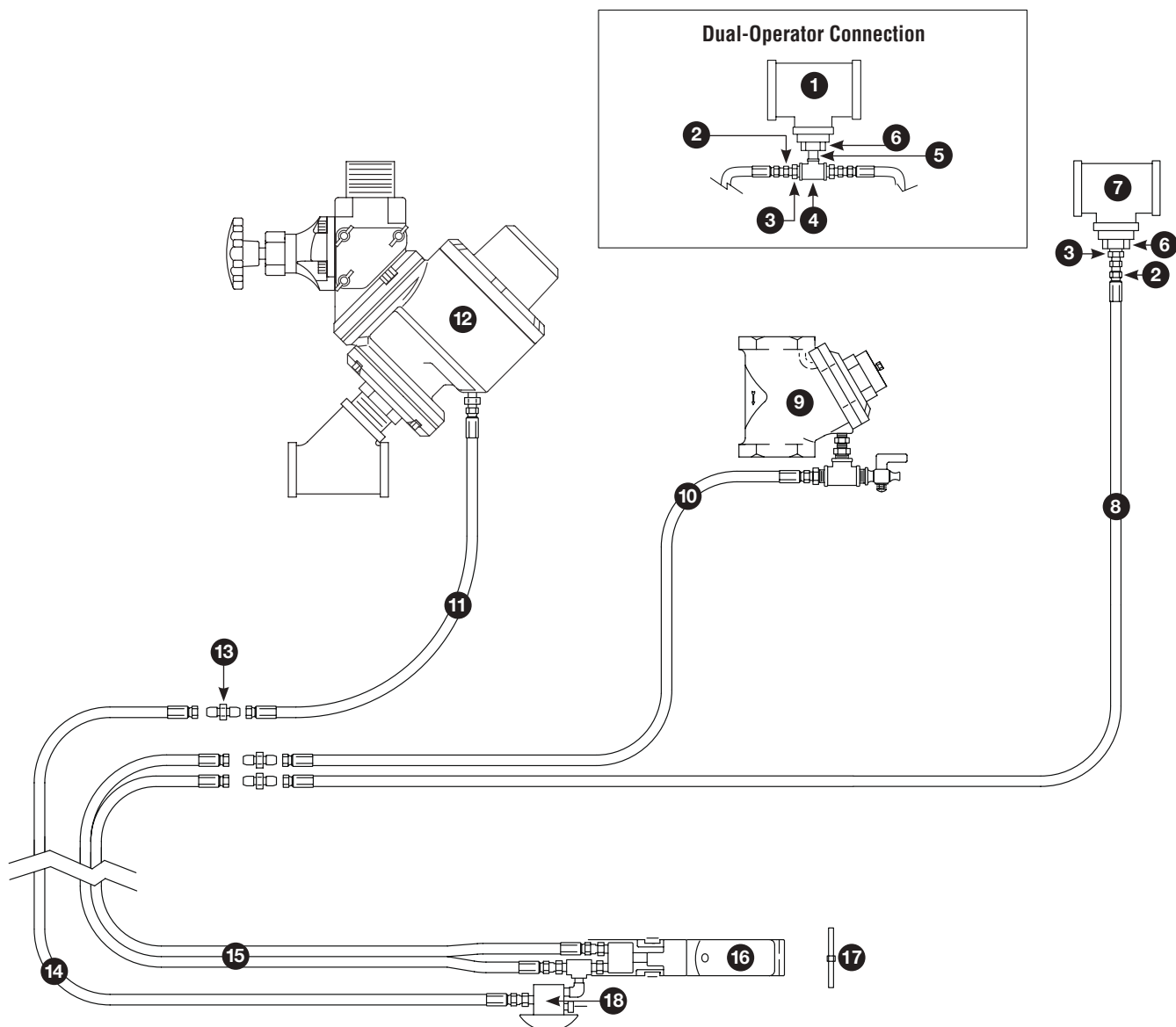
- | | | |
|-------------------------------|-------|----|
| • AQV-PPH one operator | 25834 | 43 |
| • DQV-PPH two operators | 25835 | 86 |

Quantum Pneumatic pressure-hold remote control systems provide operator start/stop control at the nozzle without depressurizing the blast machine. Pressure-hold remotes are mandatory on all multiple outlet blast machines as they allow one or more operators to stop blasting without interrupting the blast operation of any other operator who may be blasting from the same machine.

KEY

- | | |
|---|--|
| <ul style="list-style-type: none"> 1. 2" Tee (01812) 2. 1/8" Adaptor (01945) 3. 1/4" Bushing (02010) 4. 1/4" Pipe Tee (01785) 5. 1/4" Close Nipple (01829) 6. 1" Bushing (02023) 7. 1-1/4" Pipe Tee (01811) 8. 5' Coupled Hose (03083) 9. ACE Air Valve with Fittings (24044) 10. 3' Coupled Hose (02498) 11. 18" Coupled Hose (02454) 12. AQV Quantum Valve (24447) 13. Twinline Hose Union, 3 required (01944) | <ul style="list-style-type: none"> 14. Single Line Coupled Hose <ul style="list-style-type: none"> • 25' (28176) • 50' (03087) 15. 50' Coupled Twinline Hose (01951) 16. RLX Control Handle Assembly with ACS Complete (07625) 17. Nylon Tie (02195) 18. ACS Switch Assembly (07654) |
|---|--|

OM 25836 Quantum Pneumatic Pressure-Hold Remote Control Systems



QUANTUM ELECTRIC PRESSURE-HOLD REMOTE CONTROL SYSTEMS

Description	Stock#	Wt.
-------------	--------	-----

Electric Remote Controls

System includes: AQV Quantum abrasive metering valve, 1-1/4" air valve, abrasive cut-off switch with ACS, electric RLX handle, 50 ft. electric control cable, control panel and required hoses and fittings. **NOTE:** The power input cable to the control box is 5 ft. long. If the blast machine is farther from a power source, use a grounded 14/3 UL-approved extension cord with 120 volt power source.

- **AQV-EPH one-operator 120v AC**.....25830 65
- **AQV-EPH one-operator 12v DC**25831 65
- **AQV-EPH two-operator 120v AC**.....25832 140
- **AQV-EPH two-operator 12v DC**.....25833 140

Quantum electric pressure-hold remote control systems provide operator start/stop control at the nozzle without depressurizing the blast machine.

Pressure-hold remotes are mandatory on all multiple-outlet blast machines, as they allow one or more operators to stop blasting without interrupting the blast operation of any other operator who may be blasting from the same machine.

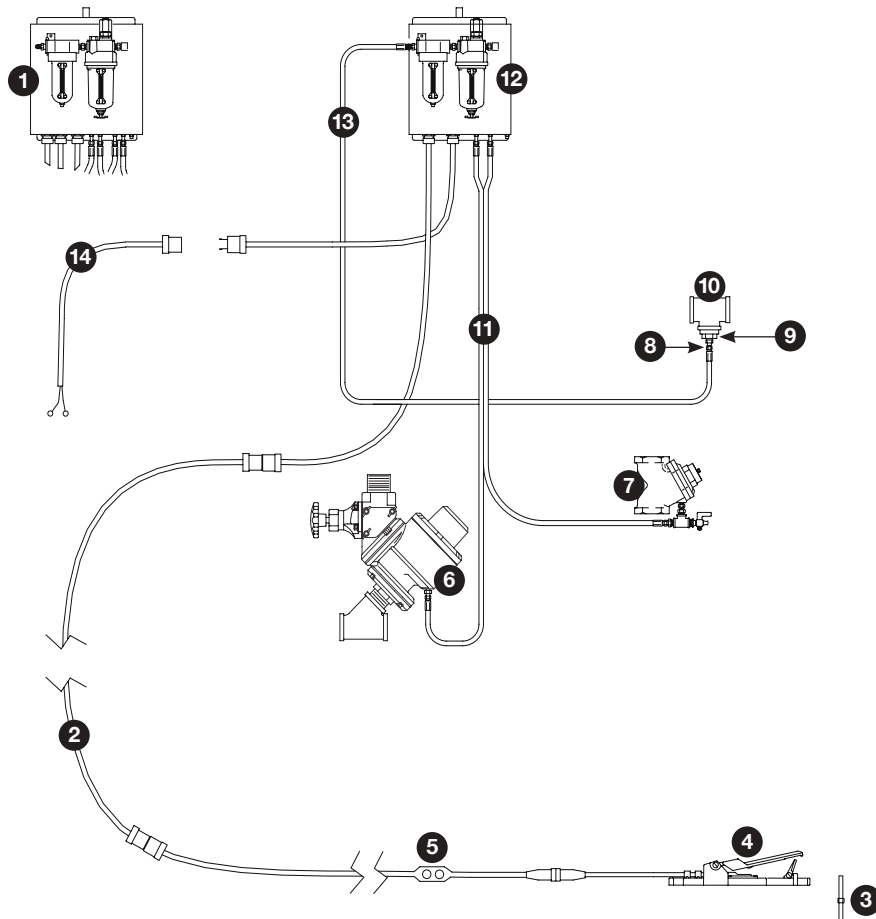
Electric remote controls are used when the nozzle is farther than 100 feet from the blast machine.

An Anti-freeze injector is standard feature on Quantum Electric Remote Control Systems.

KEY

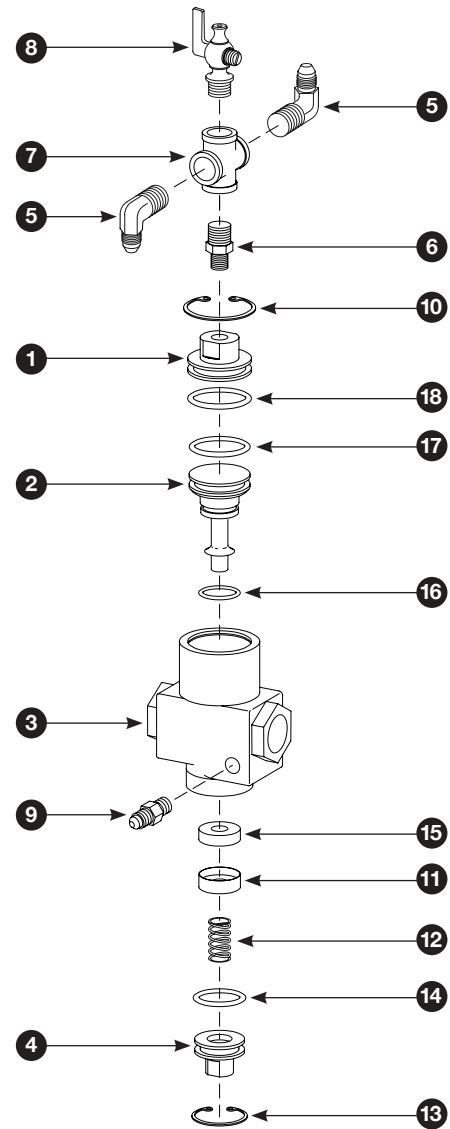
- | | |
|--|---|
| <ol style="list-style-type: none"> 1. Dual-Operator ACS Control Panel <ul style="list-style-type: none"> • 120V AC (07651) • 12V DC (05622) 2. ACS with twist lock <ul style="list-style-type: none"> • 50' (15138) • 100' (19528) 3. Nylon Tie (02195) 4. RLX Electric Control Handle (10840) 5. 50' Control Cord with ACS Switch Assembly (10847) 6. AQV Quantum Valve (24447) | <ol style="list-style-type: none"> 7. ACE Air Valve with Fittings (24044) 8. 1/4" Adaptor (02494) 9. 1" x 1/4" Bushing (02023) 10. 1-1/4" x 1" Tee (01811) 11. 5' Twinline Hose (01952) 12. Single-Operator ACS Control Panel <ul style="list-style-type: none"> • 120V AC (07650) • 12V DC (05621) 13. 5' Coupled Hose (03083) 14. Pigtail for 12V DC (10831) |
|--|---|

OM 25837 Quantum Electric Pressure-Hold Remote Control Systems



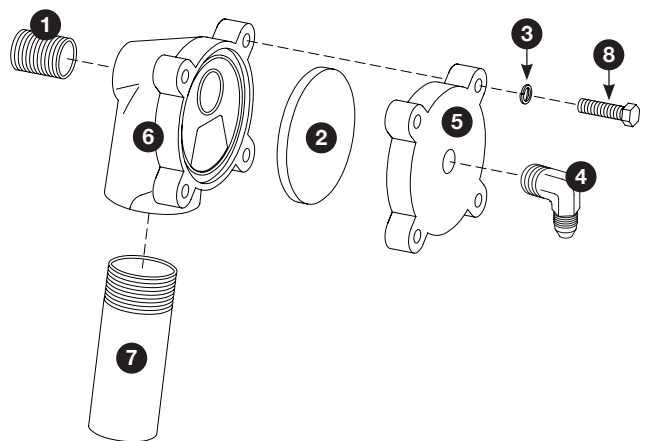
Description	Stock#	Wt.
(-) 1/2" Inlet valve, complete	02164	1.5
1. Cap	02175	<.5
2. Piston	02192	<.5
3. Body	02170	
4. Plug, bottom	02176	.5
5. Elbow, 1/4" NPT adaptor	02513	<.5
6. Reducer, 1/4" NPT adaptor	02026	<.5
7. Cross, 1/4" NPT adaptor	02193	<.5
8. Petcock, 1/4" NPT adaptor	01993	<.5
9. Adaptor, 1/8" NPT adaptor w/ 1/16" orifice	01945	<.5
10. Retaining ring, cap	02181	<.5
11. Retainer, washer	02177	<.5
12. Spring, 17/32" OD x 1" long	02178	<.5
13. Retaining ring, bottom plug	02180	<.5
14. O-ring 7/8" ID x 1/8" cross sect.	02184	<.5
15. Washer	02179	<.5
16. O-ring 3/4" ID x 3/32" cross sect.	02185	<.5
17. O-ring 1-1/8" ID x 1/8" cross sect.	01097	<.5
18. O-ring 1-3/16" ID x 1/8" cross sect.	02182	<.5
(-) Service kit, includes		
02181, 02177, 02178, 02180, 02184, 02179, 02185, 01097, 02182	07814	<.5

1/2" Inlet Valve TLR-50



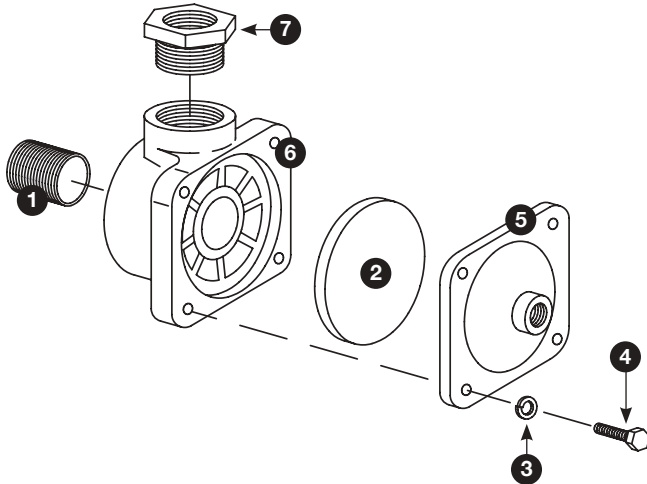
Description	Stock#	Wt.
(-) 1/2" Diaphragm outlet valve, complete	02512	3
1. Nipple, 1/2" NPT x close	01733	<.5
2. Diaphragm	02511	1
3. Washer, 1/4" lock	03117	<.5
4. Elbow, 1/4" NPT adaptor	02513	<.5
5. Cap	02299	<.5
6. Body	02298	1
7. Nipple, 1" NPT x 3: TOE	01841	<.5
8. Screw, 1/4" NC x 1" cap	03053	<.5

1/2" Diaphragm Outlet Valve TLR-50

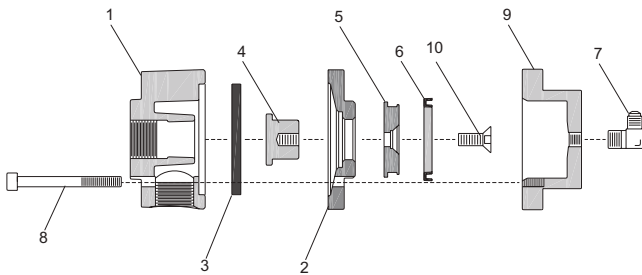


TLR 1" REMOTE CONTROL OUTLET VALVES

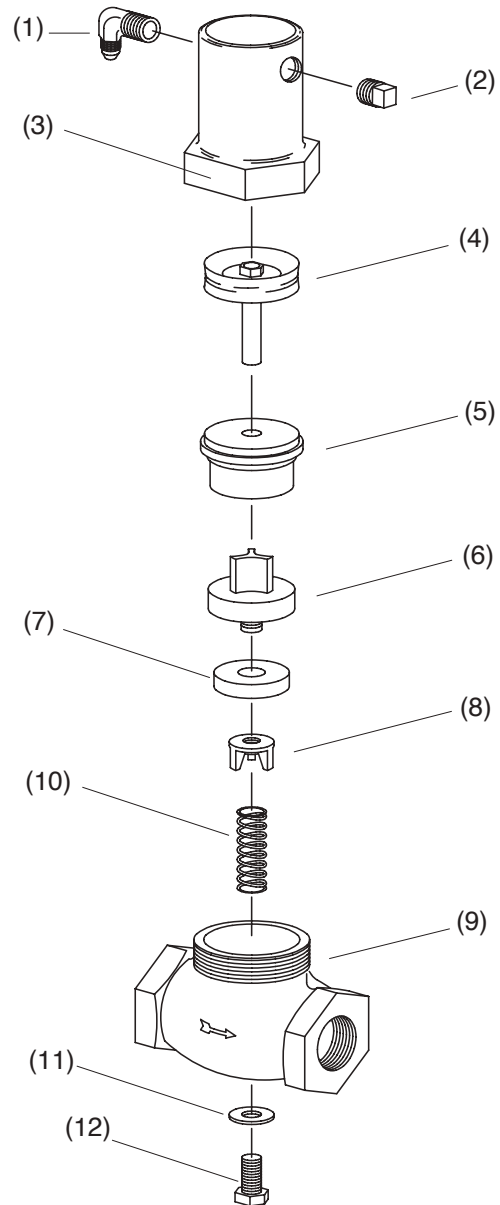
Description	Stock#	Wt.
(-) 1" Diaphragm outlet valve, complete	03371	7
1. Nipple, 1" x close.....	01701	<.5
2. Diaphragm.....	06149	<.5
3. Lockwasher, 1/4".....	03117	.5
4. Cap screw, 1/4"-NC x 1" hex head.....	03053	<.5
5. Cap, diaphragm outlet valve.....	03393	2
6. Body, diaphragm outlet valve.....	06135	5
7. Bushing, 1-1/4" x 1".....	01804	<.5



Description	Stock#	Wt.
(-) RMS Outlet valve, complete	21764	
1. Upper body, outlet valve.....	100015	
2. Guide, diaphragm piston.....	100017	
3. Diaphragm.....	100016	
4. Piston, diaphragm.....	100014	
5. Piston, U-seal.....	100018	
6. U-seal.....	100020	
7. Adaptor, elbow, 1/4" NPT x 3/16" hose.....	02513	<.5
8. Screw, 8mm x 80 socket head.....	100013	
9. Lower body, outlet valve.....	100032	
10. Screw, 10mm countersunk socket.....	100019	

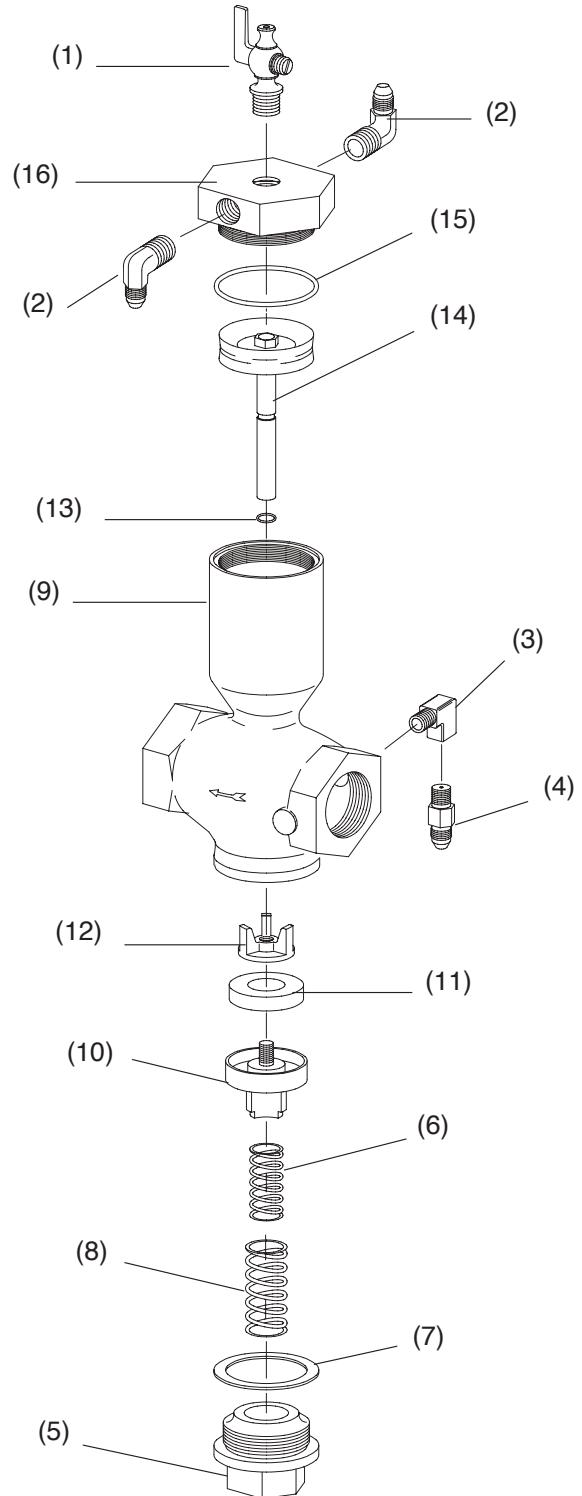


Description	Stock#	Wt.
(-) 1" Piston outlet valve, complete	01967	4
1. Elbow 1/4" NPT adaptor.....	02513	<.5
2. Plug, 1/4" pipe.....	01950	<.5
3. Bonnet.....	01970	1.5
4. Piston & rod assembly.....	01976	<.5
5. Plug & spindle guide.....	01971	<.5
6. Valve plug.....	01972	<.5
7. Washer, valve plug.....	01969	<.5
8. Retainer, valve plug washer.....	01986	<.5
9. Valve body.....	01968	2
10. Spring, 7/16" x 1-5/8".....	01974	<.5
11. Nylon washer.....	01979	<.5
12. Cap screw 3/8-NC x 3/4".....	03251	<.5
(-) Service kit, includes 01972, 01986, 01974, 01979, 03251, and 2 ea 01969.....	01928	<.5



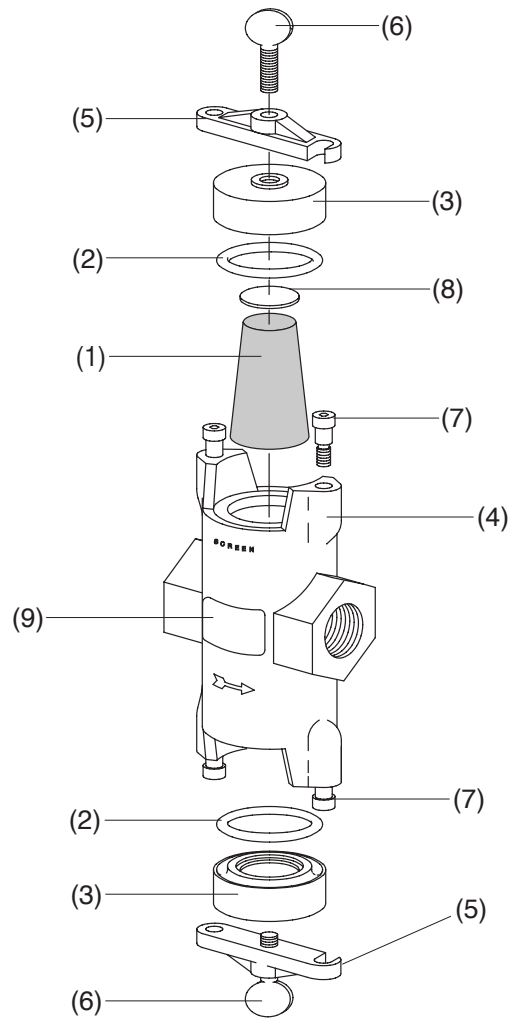
Description	Stock#	Wt.
(-) 1-1/4" / 1-1/2" Inlet valve, complete.....	01995	12
1. Petcock 1/4" NPT	01993	<.5
2. Elbow, 1/4" NPT adapt.....	02513	<.5
3. Elbow, 1/8" brass street	03993	<.5
4. Adaptor 1/8" NPT w/ 1/16" orifice	01945	<.5
5. Bottom cap	02001	1.5
6. Spring, inner, 5/8" x 1-11/16" long	01982	<.5
7. Gasket, bottom cap.....	02006	<.5
8. Spring, outer.....	02000	<.5
9. Valve body	01996	3
10. Valve plug.....	01999	.5
11. Washer, valve plug	01998	<.5
12. Retainer, valve plug washer.....	02002	<.5
13. O-ring, 7/16" OD.....	02008	<.5
14. Piston & rod assembly	02003	<.5
15. O-ring 2-1/4" OD	02007	<.5
16. Valve cap	01997	1.5
(-) Service kit, includes 01982, 02006, 02000, 02008, 02007, and 2 ea 01998	01927	<.5

NOTE: For the 1" inlet valve please refer to the Contractor Legacy section of this book.

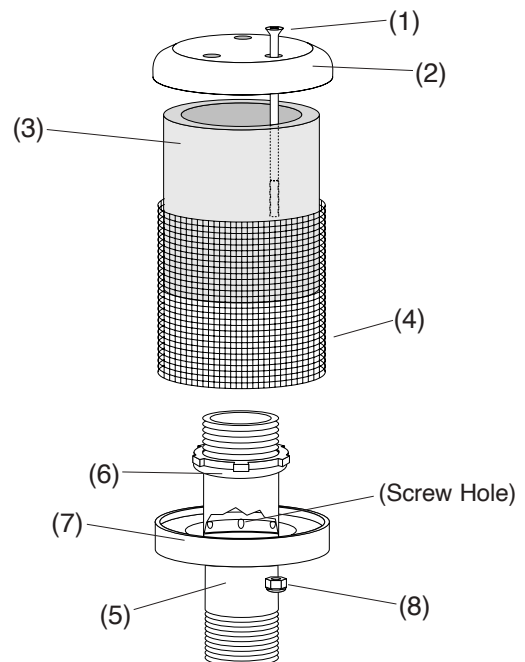


ABRASIVE TRAP and EXHAUST MUFFLER

Description	Stock#	Wt.
(-) Abrasive trap	02011	4
1. Screen	02012	<.5
2. O-ring	02013	<.5
3. Cap	02014	<.5
4. Body	02015	2
5. Lock bar.....	02016	<.5
6. Screw, 3/8-NC x 1" thumb.....	03289	<.5
7. Shoulder screw, 3/8" x 3/8".....	03291	<.5
8. Gasket, screen, 1/8" thick.....	02434	<.5
9. Label, "clean twice daily".....	02129	<.5
(-) Service kit, includes 02434, 02129, 2 ea 02013, and 3 ea 02012	01925	<.5



(-) Exhaust Muffler	05068	1.5
1. Screw, 8-32 x 4"	05061	<.5
2. Cap, coated.....	05067	<.5
3. Body, muffler.....	05065	<.5
4. Screen	05060	<.5
5. Guide w/lock nut.....	22344	1
6. O-ring, 1-1/4" ID.....	05069	<.5
7. Seat	05062	<.5
8. Lock-nut, 8-32 ss	05815	<.5

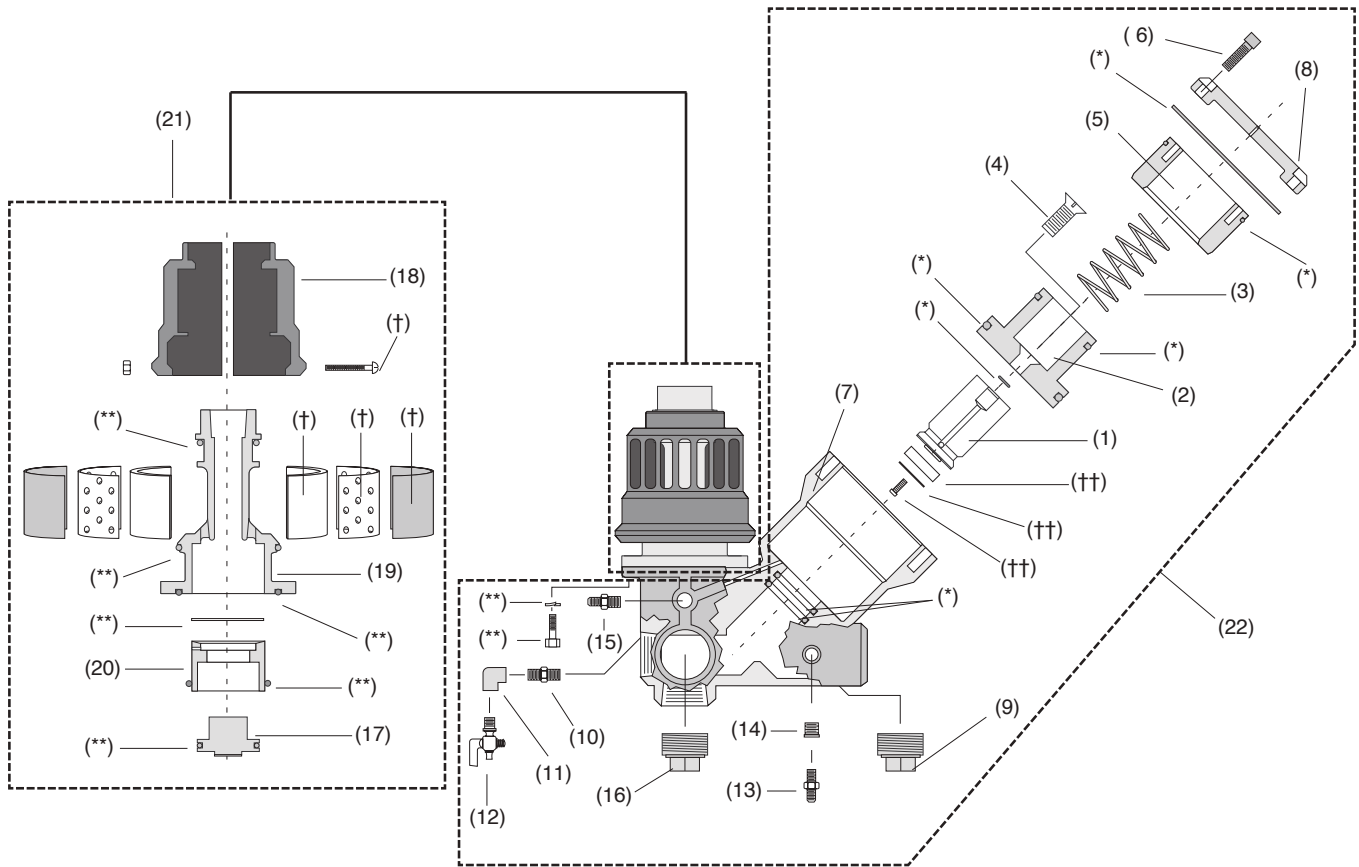


MILLENNIUM INLET/OUTLET VALVE for CONTRACTOR BLAST MACHINES

Description	Stock#	Wt.
(-) Millennium inlet/outlet valve, complete	21336	18
1. Plunger, urethane tip	22600	2
2. Dual piston	22602	1.5
3. Spring, compression	22604	<.5
4. Screw w/internal thread for puller	22650	<.5
5. Upper sleeve	22603	1.5
6. 5/16-NC x 1.25 socket head screw, 6 reqd	22611	<.5
7. Inlet valve body	21338	7
8. Cylinder cap	21339	1.5
9. 1-1/2" plug	02477	.5
10. 1/4" hex nipple	02808	<.5
11. 1/4" x 90 female pipe elbow	06373	<.5
12. 1/4" petcock	01993	<.5
13. 1/8" NPT adaptor with 1/16" orifice	01945	<.5
14. Brass bushing, 1/4" x 1/8"	02010	<.5
15. 1/4" NPS adaptor	02494	<.5
16. 1-1/4" pipe plug	01762	<.5

Description	Stock#	Wt.
17. Piston	22613	<.5
18. Muffler housing set	25988	1
19. Exhaust valve body	21345	2
20. Inner sleeve	22612	<.5
21. Outlet segment/muffler assembly	21731	4
22. Inlet segment (std.)	21730	14
Inlet segment (engrd. prod.)	23620	15
Service Kits		
(-) Millennium super service kit, includes 22856, 22857, 22868, and 22898	22899	1.5
(*) Inlet segment seals	22856	<.5
(**) Outlet segment	22857	<.5
(†) Outlet muffler	22868	<.5
(††) Plunger tip	22898	<.5

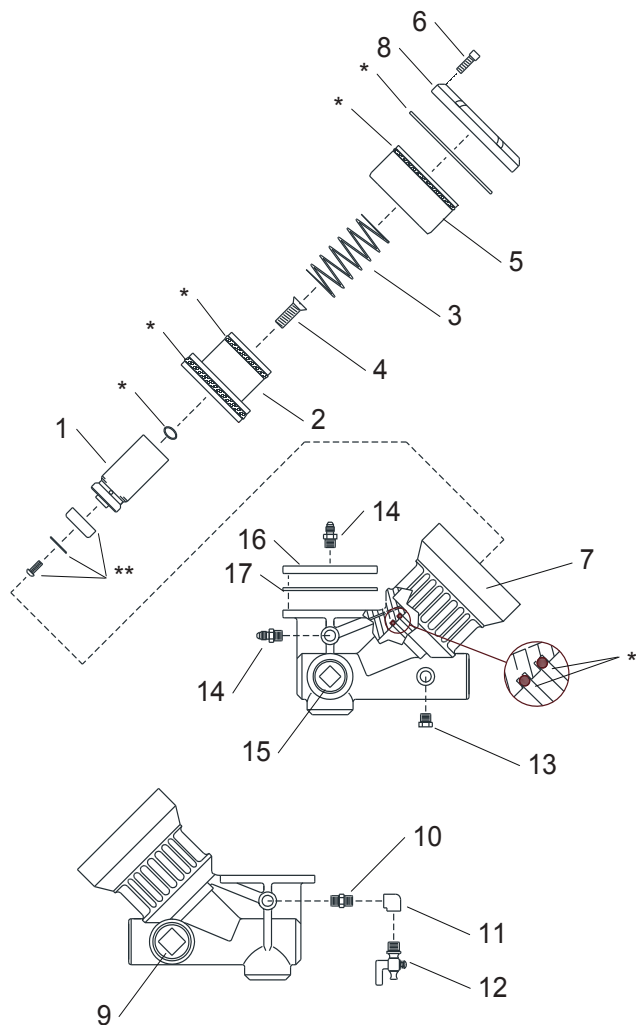
NOTE: Kit components are not available individually.



Description	Stock#	Wt.
-------------	--------	-----

**Millennium Valve, Inlet Segment
Blast Room Machine**

*Service kit, inlet seals	22856	
**Service kit, plunger tip	22898	
(-) Millennium inlet valve	23620	
1. Plunger	22600	
2. Dual piston	22602	
3. Spring, 4" long	22604	
4. Screw, socket, w/internal threads	22650	
5. Sleeve, cylinder	22603	
6. Screw, 5/16"-NC x 1-1/4", socket head	22611	
7. Body, inlet valve	21338	
8. Cap, cylinder	21339	
9. Plug, 1-1/2" NPT	02477	
10. Nipple, 1/4" NPT hex	02808	
11. Elbow, 1/4" NPT 90° female	06373	
12. Petcock, 1/4" NPT	01993	
13. Plug, 1/4" NPT	01950	
14. Adaptor, 1/4" NPT	02494	
15. Plug, 1-1/4" NPT	01762	
16. Plate, remote outlet adaptor	23597	
17. Gasket, adaptor plate	23261	

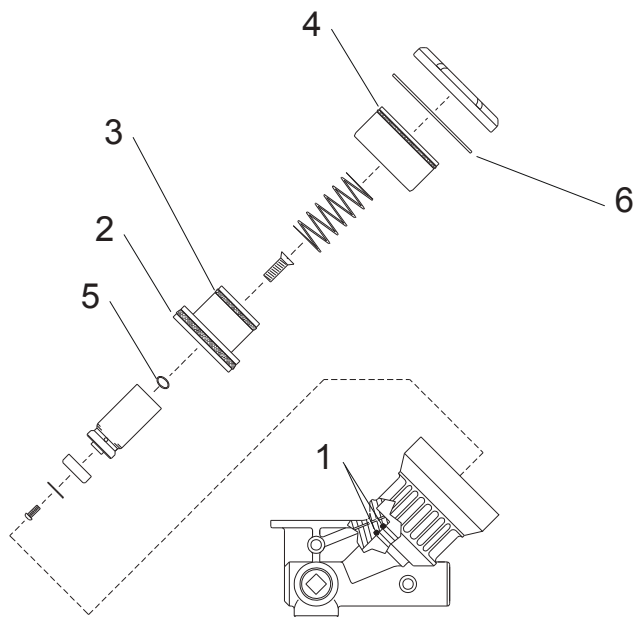


#	Qty.	Description
---	------	-------------

**22856 Service Kit Millennium
Inlet Segment Seals**

Refer to owner's manual for service instructions.

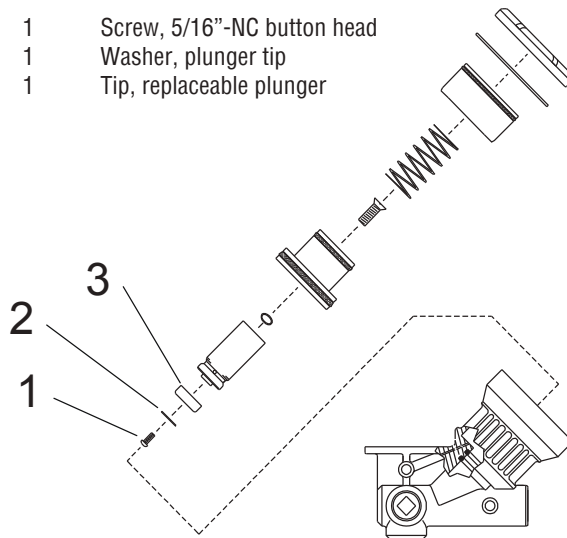
1.	2	O-ring, 2/1/8" OD, nominal
2.	1	U-seal, dual piston lower, 3-1/2" ID
3.	1	U-seal, dual piston upper, 2-3/8" ID
4.	1	O-ring, 4-1/8" OD, nominal
5.	1	O-ring, 31/64" ID, nominal
6.	1	Gasket, cylinder cap



**22898 Service Kit Millennium
Plunger Tip**

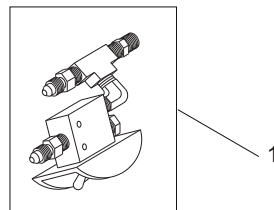
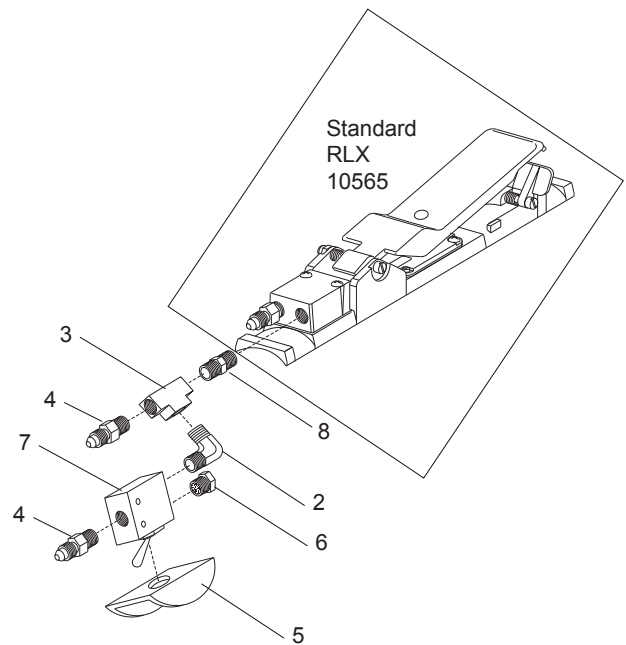
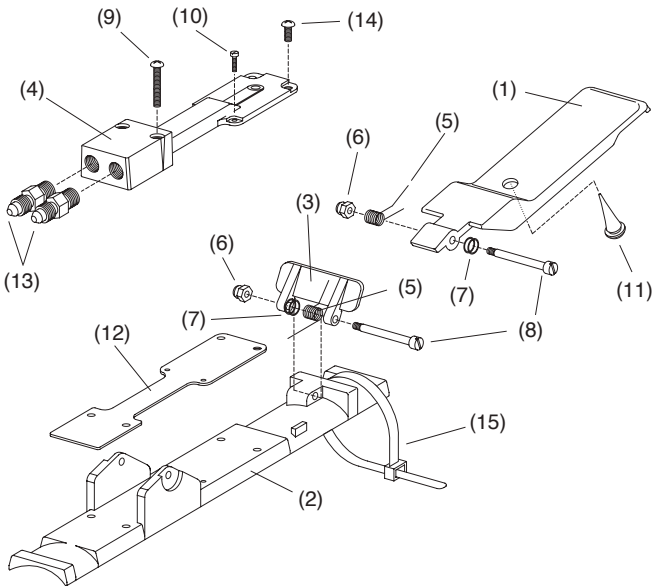
Refer to owner's manual for service instructions.

1.	1	Screw, 5/16"-NC button head
2.	1	Washer, plunger tip
3.	1	Tip, replaceable plunger

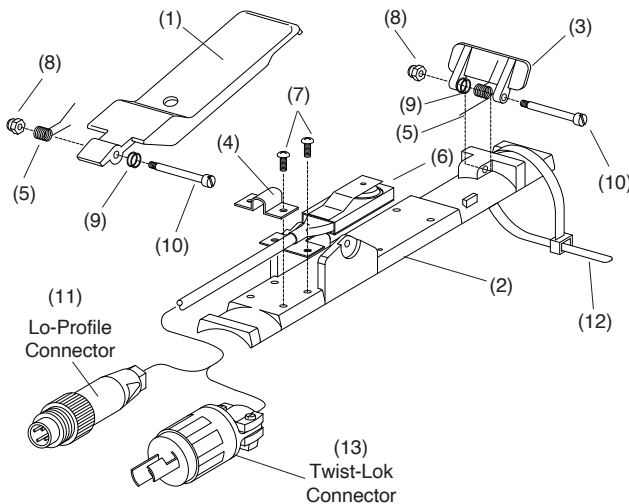


Description	Stock#	Wt.
(-) RLX pneumatic control handle		
Without ACS switch	10565	1
1. Handle	10573	<.5
2. Body	10568	<.5
3. Lever lock	10564	<.5
4. Pneumatic adaptor.....	10562	<.5
5. Spring, lever	05823	<.5
6. Nut, 8-32 lock s/s	05815	<.5
7. Spacer washer s/s	05434	<.5
8. Screw, 3/16" x 1-1/4" shoulder	05817	<.5
9. Screw, 8-32 x 1" round hd	05819	<.5
10. Screw, 4-40 x 3/8" fillister hd	05818	<.5
11. Button bumper (25-pk).....	07812	<.5
12. Gasket, pneumatic adaptor	10563	<.5
13. Adaptor 1/8" NPS, 2 reqd.	01940	<.5
14. Screw 8-32 x 3/8" s/s, round hd.....	05814	<.5
15. Tie, nylon.....	02195	<.5
(-) Service kit includes: 10564, 10563;		
2 ea 05823, 05815, 05817, 05819,		
05818, 05814; 3 ea 05821; and		
4 ea 05434.....	22859	1

Description	Stock#	Wt.
RLX pneumatic control handle		
with ACS		
1. Switch assembly, ACS pneumatic.....	07654	1
2. Elbow, 1/8" NPT male.....	03085	<.5
3. Tee, 1/8" NPT brass.....	02171	<.5
4. Adaptor, 1/8" NPT	01940	<.5
5. Guard, ACS pneumatic switch	07655	<.5
6. Breather muffler, 1/8" NPT	07657	<.5
7. Switch only, ACS	07658	<.5
8. Connector, 1/8" NPT brass.....	01962	<.5



Description	Stock#	Wt.
(-) RLX electric control handle w/lo-profile connector.....	10840	1
(-) RLX electric control handle w/twist-lock connector.....	05801	1
1. Handle.....	10573	<.5
2. Body.....	10568	<.5
3. Lever lock.....	10564	<.5
4. Clamp, switch cord.....	05810	<.5
5. Spring, lever, 2 reqd.....	05823	<.5
6. Switch, electric w/cord.....	24842	<.5
7. Screw, 8-32 x 3/8" s/s, 4 reqd.....	05814	<.5
8. Nut, 8-32 lock, s/s, 2 reqd.....	05815	<.5
9. Spacer washer, s/s, 4 reqd.....	05434	<.5
10. Screw, 3/16" x 1-1/4" shoulder, 2 reqd.....	05817	<.5
11. Connector, lo-profile, (for 10840 only).....	10828	<.5
12. Tie, nylon.....	02195	<.5
13. Connector, twist-lock, (for 05801 only).....	02899	<.5
(-) ACS electric on/off switch assembly (lo-profile) with 50 ft. cord.....	1084	9
(-) ACS electric on/off switch	07674	.5



Description	Stock#	Wt.
Remote Control Air Hose		
Bulk, per foot		
• Hose, single-line, 3/16" bulk, per ft.....	02639	<.5
• Hose, twin-line, 3/16" bulk, per ft.....	02163	<.5
Single-line hose, coupled (with 01943 on both ends)		
• 3/16" x 18".....	02454	<.5
• 3/16" x 3'.....	02498	<.5
• 3/16" x 5'.....	03083	.5
• 3/16" x 25'.....	28176	2
• 3/16" x 50'.....	03087	4
Single-line hose for Big Clem (with 01943 installed on one end only, plus one 01943 shipped loose) 3/16" x 12'.....	28627	
Twin-line hose, coupled (with 01943 on both ends)		
• 3/16" x 3'.....	02240	.5
• 3/16" x 4'.....	21619	1
• 3/16" x 5'.....	01952	1
• 3/16" x 10'.....	04927	
• 3/16" x 50'.....	01951	8
• 3/16" x 52'.....	28569	8.5
• 3/16" x 66'.....	20525	11

Remote Control Electric Cord

Pigtail Supply Cord, 5 ft

- Pigtail, 5 ft, (battery to power supply; 12V only) 10831 .5

Power Supply Cord, 5 ft

- 12v, w/lo-profile connector..... 10833
- 120v, w/3-prong twist-lock connector..... 02216

Cord for System without Abrasive Cut-off (ACS)

For RLX Handle 10840 w/lo-profile

- connectors control whip**..... 10834
- 50' 16/2, Lo-profile..... 10835 .5
- 100' 16/2, Lo-profile..... 10836 .9

For RLX Handle 05801 w/2-prong twistlock connectors

- 5' control whip..... 02524
- 50' 14/2 control..... 02204
- 100' 14/2 control..... 03360
- 200' 14/2 control..... 03366
- 300' 14/2 control..... 06167

Cord for system with abrasive cut-off (ACS)

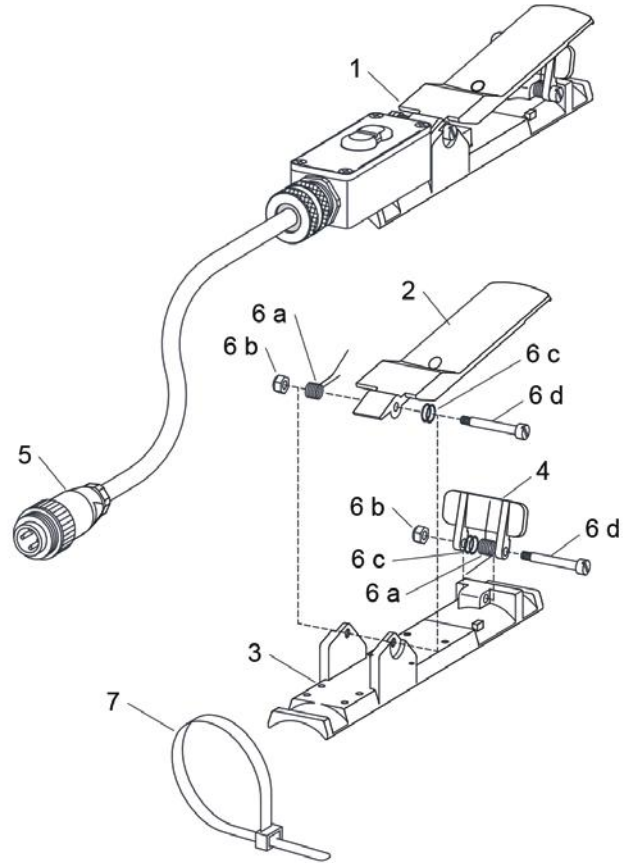
For RLX Handle 07625 with 5-prong twistlock

- 5' control whip..... 07675
- 50' w/ACS switch (lo-profile
connector on RLX end)..... 10847 .9
- Extension Cord, 50'..... 15138 7.5
- Extension Cord, 100'..... 19528 15

Description	Stock#	Wt.
-------------	--------	-----

RLX Electric Control Handle with ACS

- | | | |
|--|-------|--|
| 1. RLX Electric Control Handle with ACS..... | 31167 | |
| 2. Handle lever | 10573 | |
| 3. Body..... | 10568 | |
| 4. Lever lock | 10564 | |
| 5. Connector, Lo-Profile male | 31147 | |
| 6. Service kit, electric RLX, w/ACS, quantities
of kit items are shown in parentheses () | 31216 | |
| a. Spring, lever and lever lock (2) | | |
| b. Nut, 8-32 lock, ss (2) | | |
| c. Spacer washer, stainless steel (4) | | |
| d. Screw, 3/16" X 1-1/4" shoulder (2) | | |
| 7. Ties, nylon wire..... | 02195 | |



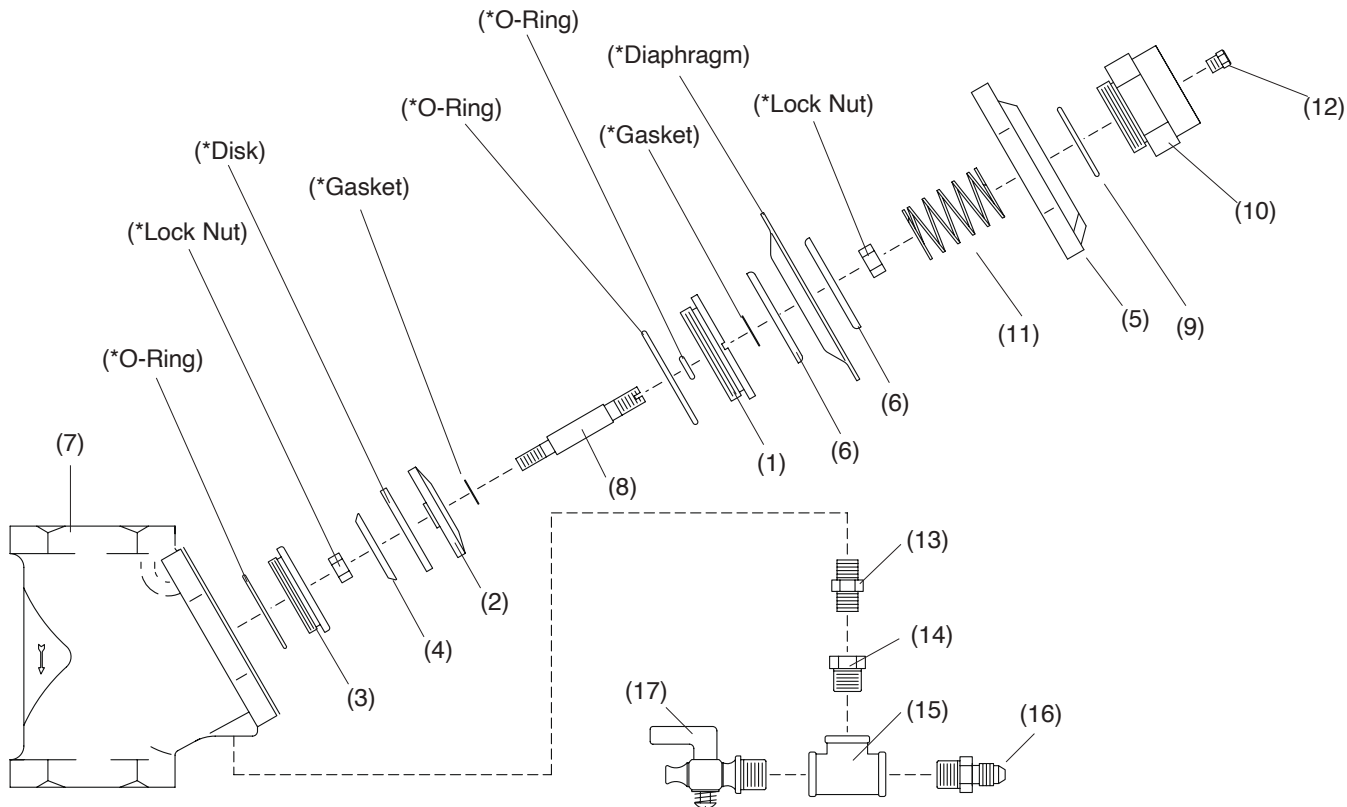
Description	Stock#	Wt.
-------------	--------	-----

ACE 1-1/4" Air valve assembly (valve with items 12 through 17)	24044	8
ACE 1-1/4" Air Valve (valve without items 12 through 17)	24074	7
ACE air valve, 1-1/2" with fitting	25289	8

This air valve is used in pressure-hold remote control systems. It may be used in place of the PVR air valve or the Auto Quantum air valve; substitution may require piping modifications.

Description	Stock#	Wt.
-------------	--------	-----

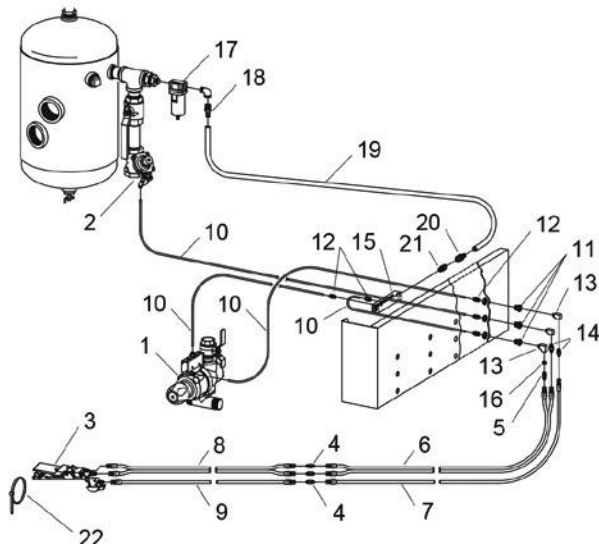
(-) Service kit 1-1/4" and 1-1/2" , includes items marked in above illustration with asterisk	24075	<.5
1. Guide bushing	24076	<.5
2. Retainer, disk	24077	<.5
3. Seat	24078	<.5
4. Disk plate	24079	<.5
5. Cap	24089	<.5
6. Plate, diaphragm, ea	24090	<.5
7. Body	24091	2.5
8. Stem	24092	<.5
9. Gasket, spring retainer	24093	<.5
10. Retainer, spring	24094	.5
11. Spring	24095	<.5
12. Breather muffler, 1/8" NPT	07657	<.5
13. Connector, 1/8" NPT brass	01962	<.5
14. Bushing, 1/4" x 1/8" NPT brass	02010	<.5
15. Tee, 1/4" NPT brass	02025	<.5
16. Adaptor, 1/4" NPT	02494	<.5
17. Petcock, 1/4" NPT brass	01993	<.5
(-) Tools		
• Guide bushing tool	24191	<.5
• Seat tool	24192	<.5



Description Stock# Wt.

Pneumatic Remote Controls with ACS

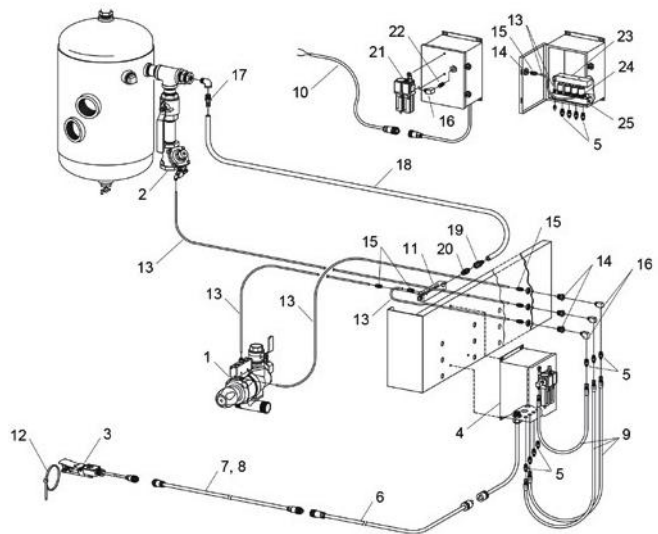
1. GritWizard abrasive metering valve
 - with shutoff ball valve31158
2. ACE 1-1/2" air valve
 - valve only, without fittings25288
 - valve assembly with fittings31010
3. RLX control handle assembly, complete with ACS07625
4. Union, twinline hose01944
5. Adaptor, 1/8" NPT w/ 1/16" orifice01945
6. Hose, 52 ft coupled twinline, first hose28569
7. Hose, 52 ft coupled single-line, first hose28570
8. Hose, 50 ft coupled twinline, extension01951
9. Hose, 50 ft coupled single-line, extension03087
10. Tubing, 1/4" OD Poly, specify ft required12480
11. Fitting, 1/4" NPT female bulkhead05605
12. Fitting, 1/4" MNPT x 1/4" OD tube11737
13. Elbow, 1/4" brass street02027
14. Adaptor, straight 1/4" NPT x 1/4" MJIC02494
15. Manifold, 8 station control air30961
16. Bushing, 1/4" NPT x 1/8" NPT02010
17. Air filter, 1/2" manual drain01308
18. Fitting, 1/2" NPT male x 1/2" hose barb01745
19. Hose, 1/2" ID air, specify feet required04905
- 20 Fitting, 1/2" fem JIC swivel x 1/2" hose barb15002
21. Adaptor, straight 3/8" NPT x 1/2" MJIC11726
22. Nylon tie02195



Description Stock# Wt.

Electric Remote Controls with ACS

1. GritWizard abrasive metering valve
 - with shutoff ball valve31158
2. ACE 1-1/2" air valve
 - valve only, without fittings25288
 - valve assembly with fittings31010
3. RLX electric control handle with ACS31167
4. Control panel, dual operator 12 volt, DC30963
5. Adaptor, straight 1/4" NPT x 1/4" MJIC02494
6. Cord, 50 ft. initial control, from panel31168
7. Extension cord, 50 ft. for ACS31148
8. Extension cord, 100 ft. for ACS31149
9. Hose, 3/16" x 18" long coupled02454
10. Supply cord pigtail, 12 volt31215
11. Manifold, control air30961
12. Nylon tie02195
13. Tubing, 1/4" OD Poly, specify ft required12480
14. Fitting, 1/4" NPT female bulkhead05605
15. Fitting, 1/4" MNPT x 1/4" OD tube11737
16. Elbow, 1/4" brass street02027
17. Fitting, 1/2" NPT male x 1/2" hose barb01745
18. Hose, 1/2" ID air, specify feet required04905
- 19 Fitting, 1/2" fem JIC swivel x 1/2" hose barb15002
20. Adaptor, straight 3/8" NPT x 1/2" MJIC11726
21. Filter lubricator assembly31093
22. Nipple, 1/4-NPT brass hex02808
23. Valve bank assembly, 4 solenoid31096
24. Solenoid, individual 4-bank replacement31218
25. Gasket, valve bank assembly manifold31095



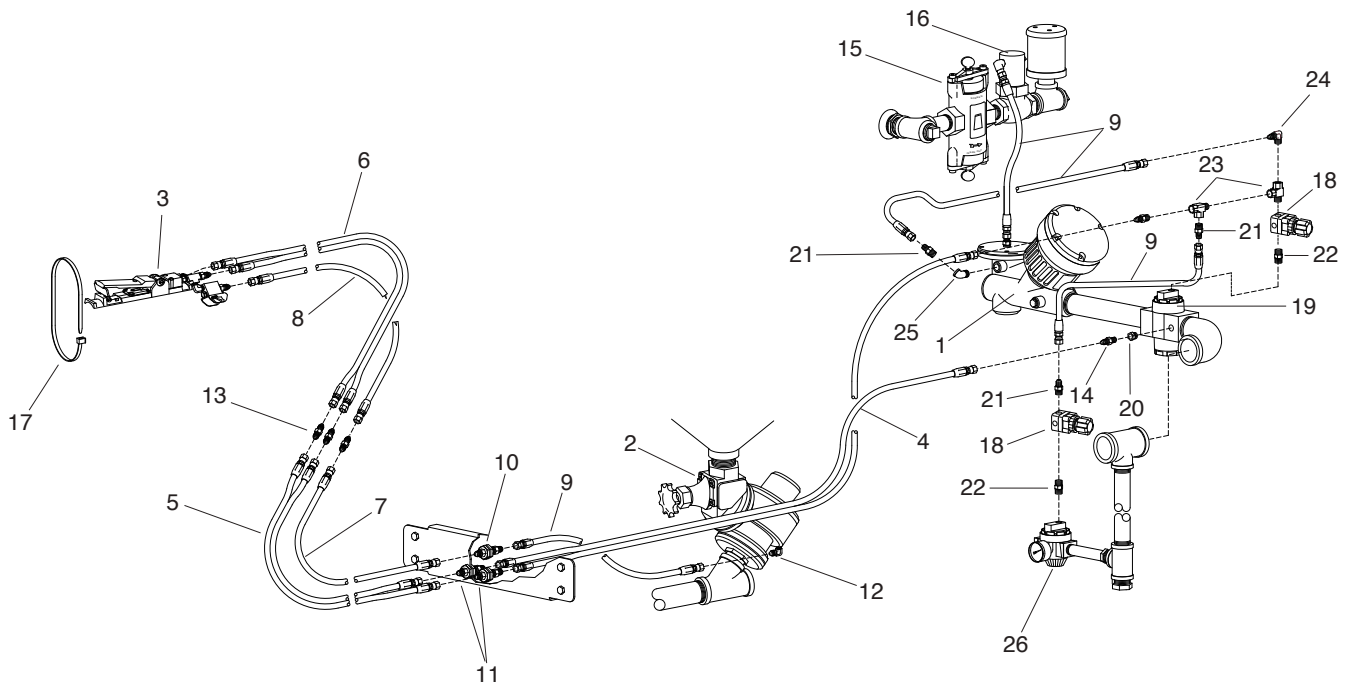
Description	Stock#	Wt.
-------------	--------	-----

FLEX Remote Control System Parts

1. Millennium inlet valve	23620	18
2. Metering valve, Auto-Quantum	22760	18
3. RLX control handle w/ ACS	07625	2
4. Hose, 4' twinline coupled	21619	1
5. Hose, 52' twinline coupled, first hose	28569	8.5
6. Hose, 50' twinline coupled, extension	01951	8
7. Hose, 52' x 3/16" sgl-line, first hose	28570	4
8. Hose, 50' x 3/16" sgl-line, extensions	03087	5
9. Hose, 3/16" x 18"	02454	<.5
10. Fitting, 1/4-NPT bulkhead each, 3 used	05605	<.5
11. Adaptor, 1/4-NPT each, 6 used	02494	<.5
12. Adaptor, 1/8-NPT elbow	02827	<.5

Description	Stock#	Wt.
-------------	--------	-----

13. Union, 3/16" hose	01944	<.5
14. Orifice, .052"	20429	<.5
15. Abrasive trap, 1-NPT	02011	4
16. Outlet valve, TLR 1-NPT piston	01967	4
17. Tie, nylon	02195	<.5
18. Regulator, 1/4" pilot	12050	.5
19. Regulator, 1-1/2" pilot-op w/gauge	12051	3
20. Bushing, 1/4 x 1/8 NPT	02010	<.5
21. Adaptor, 1/4-NPT	02494	<.5
22. Nipple, 1/4-NPT hex	02808	<.5
23. Tee, 1/4-NPT M/F/F	20847	<.5
24. Adaptor, 1/4-NPT elbow	02513	<.5
25. Elbow, 1/4-NPT st.	02027	<.5
26. Regulator, 1/2" pilot-operated	11345	2



Section 7

Abrasive Metering Valves

———— **CLEMCO[®]** ————

Description	Stock#	Wt.
Abrasive Metering Valves		
• FSV	02427	14
• LMV for Soft King & Pool Pal	99555	2
• LPV for Lo-Pot.....	05680	10
• MPV Pinch valve, manual	04321	9
• MSV for 1028 and 1042 machines	01247	2
• PVR grit	04319	23
• Quantum		
– AQV auto grit, 1-1/4”	24447	18
– AQV-H auto grit, 1-1/4”	27525	
– AQV auto grit, 1-1/2”	25281	
– MQV manual grit.....	22845	8

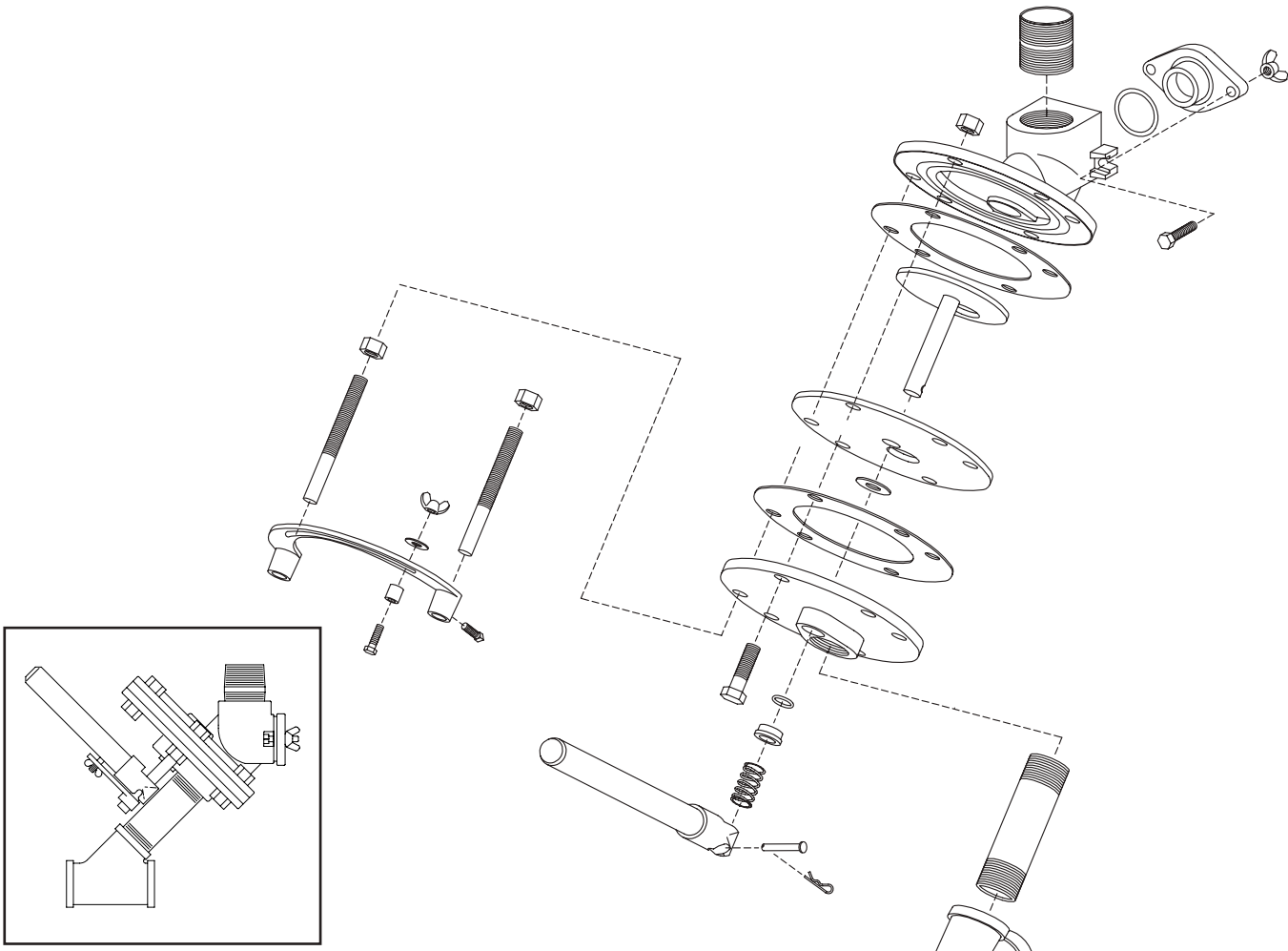
Description	Stock#	Wt.
• Sentinel		
– with ACS	20508	23
– without ACS	20608	23
– fine-mesh without ACS	21439	23
GritWizard Metering Valve		
• GritWizard 1-1/2” with shut-off	31158	17.5
• GritWizard 1-1/4” with shut-off	31172	17
• GritWizard 1-1/4” without shut-off	31171	17.5
• Retrofit Kit, GritWizard 1-1/2” with shut-off	31323	
• Retrofit Kit, GritWizard 1-1/4” without shut-off	31173	

Clemco Abrasive Metering Valves Application Guide

Model/Description	For use with	Stock #	Manual / Pneu.	Remote Control Type	Applications (Abr./Media)	Alternate Use
FSV Flat Sand Valve	Classic blast machine 2 cuft and larger	02427	Manual	Pressure Release	Use with expendable mineral and slag abrasives; plastic media, metallic media not recommended.	
MQV Manual Quantum Valve	Contractor and Classic Machines	22845	Manual	Pressure Release	Use with all common abrasives; mineral, slag or metallic.	
GritWizard Metering Valve	All blast machines with PH remotes or ACS	31158	Pneumatic	Pressure-Hold and Abrasive Cut-off	Use with all common media requires pressure of 80 psi.	
AQV Auto Quantum Valve	All blast machines with pressure- hold remotes or ACS. Job order blast machines, except AeroLyte	24447	Pneumatic	Pressure-Release and Abrasive Cut-off System	Use with most media; requires pressures above 80 psi. Not recommended for lightweight media.	
AQV-H Auto Quantum Valve Heavy-Duty	All blast machines with pressure- hold remotes or ACS. Job order blast machines, except AeroLyte	27525	Pneumatic	Pressure-Release and Abrasive Cut-off System	Use with most media; requires pressures above 80 psi. Use for high production applications. Not recommended for lightweight media.	
LMV Light Weight Media Valve	Soft King and Pool Pal machines	99555	Manual	Pressure Release	Use with baking soda, fine-mesh alumina silicate, kieserite, glass bead agricultural media or similar. Valve has 1/2” NPT connection.	
LPV Lo-Pot Valve	Lo-Pot machines	05680	Manual	Pressure Release	Use with expendable mineral and slag abrasives	
MPV Pinch Tube Valve	Not standard on any machines	04321	Manual	Pressure Release	Use with coarse steel grit (G-25 and larger) and #10 and larger nozzles.	2 cuft and larger Classic machines
MSV Valve	0.5 / 1 cuft Classic machines	01247	Manual	Pressure Release	Use with expendable mineral and slag abrasives. Not recommended for use with fine mesh or glass.	Machines with 1/2” piping
Sentinel Valve	Blast machines with pressure release remotes or ACS; industrial blast machines	20508	Pneumatic	Pressure Release	ACS applications; all media. Use with abrasives coarser than 50 mesh; requires 50 to 70 psi to fully open plunger.	2 cuft and larger Classic machines
Sentinel Valve without ACS	Blast machines with pressure release remotes; industrial blast machines	20608	Pneumatic	Pressure Release	All media. Use with abrasives coarser than 50 mesh. Requires 50 to 70 psi to fully open plunger.	2 cuft and larger Classic machines
Sentinel Valve Fine Mesh Model	Pressure cabinets and Super Comet	21439	Pneumatic	Pressure Release and ACS	Only for abrasives 50 mesh or finer. Features a urethane covered metering plate.	

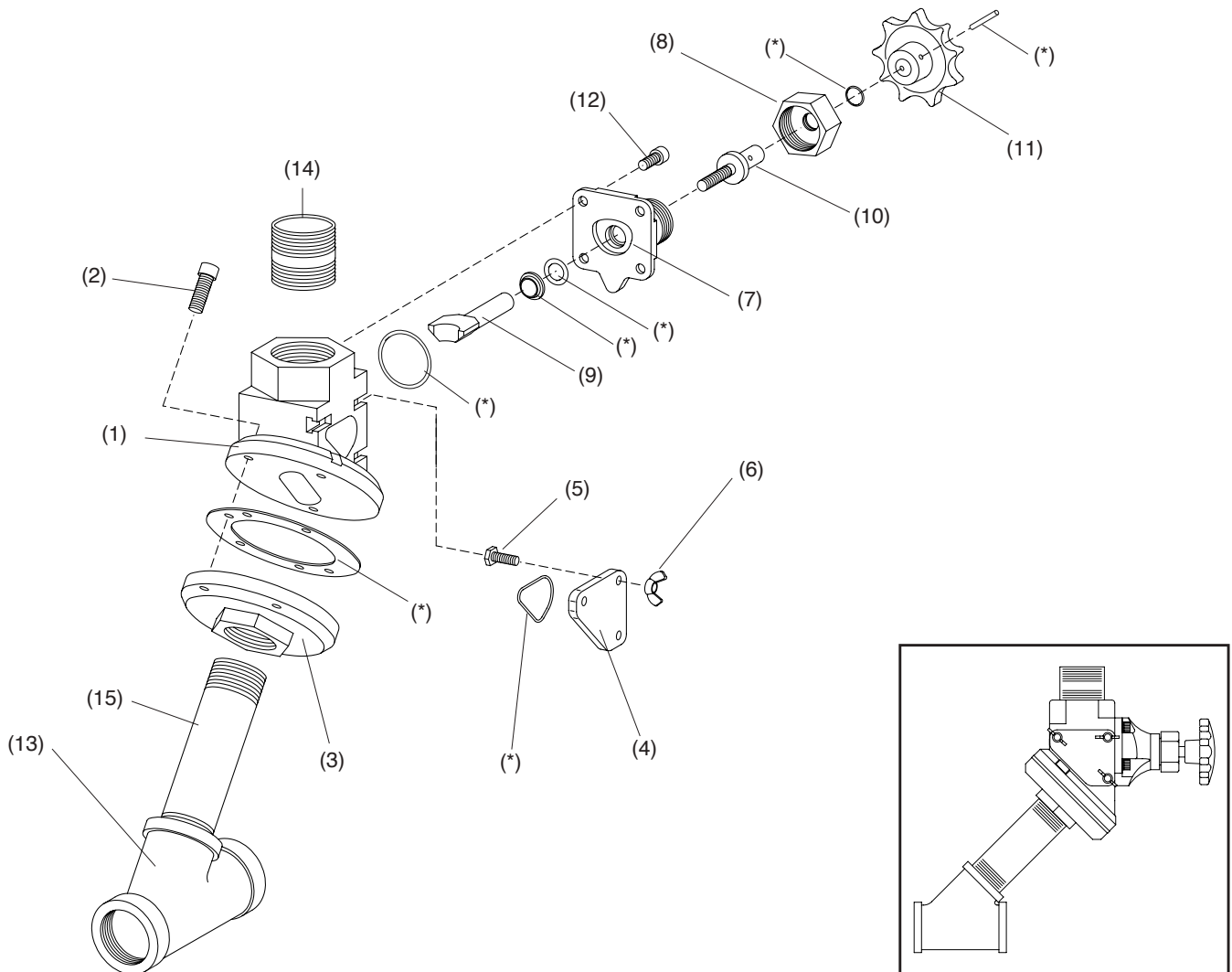
Description	Stock#	Wt.
(-) FSV metering valve, complete	02427	14
1. Upper body	02422	2.5
2. Valve	02423	1
3. Gasket, rubber, 2 required	02424	<.5
4. Disc-stainless.....	02425	2.5
5. Lower body	02426	1.5
6. Metering handle, heavy duty.....	20498	2
7. Cap screw, 1/4-NC x 1-1/4" hex head	03054	<.5
8. Wing nut, 1/4-NC	03113	<.5
9. Handle bolt spacer	02431	<.5
10. Valve handle pin.....	20246	<.5
11. Gauge unit.....	02433	<.5
12. Set screw, 1/4-NC x 1/2" square head	03080	<.5
13. Spring, compression.....	01982	<.5
14. Stud	02436	<.5

Description	Stock#	Wt.
15. Packing gland	02437	<.5
16. O-ring, 7/8" OD	21165	<.5
17. Gasket, shaft	02439	<.5
18. Inspection plate.....	02440	<.5
19. Cap screw 5/16-NC x 1" hex head.....	03152	<.5
20. Wing nut, 5/16-NC	03213	<.5
21. O-ring.....	01990	<.5
22. Nipple, 1-1/2" x close.....	01791	<.5
23. Wye, standard 1-1/4"	01818	2
24. Nipple, 1-1/4" x 5"	01721	.5
25. Nut, 1/2-NC hex	03511	<.5
26. Cap screw, 1/2-NC x 1-3/4" hex head	03455	<.5
27. Washer, 1/4" flat.....	03116	<.5
28. Hitch pin	20245	<.5



Description	Stock#	Wt.
(-) MQV manual Quantum metering valve complete	22845	8
(*) Service Kit Quantum Metering segment	22854	<.5
(see * on drawing)		
1. Adaptor flange w/insert	21314	2
2. Screw, 3/8-NC x 1" socket head	22655	<.5
3. Lower body	22621	1
4. Inspection plate	22620	<.5
5. Screw, 1/4-NC x 3/4" hex head cap	03052	<.5

Description	Stock#	Wt.
6. Wing nut, 1/4-NC	03113	<.5
7. Housing, knob	22761	<.5
8. Nut, knob housing	22762	<.5
9. Metering plate and shaft	22763	<.5
10. Metering screw	22764	<.5
11. Knob, adjustment	22766	<.5
12. Screw, 5/16-NC x 3/4" socket head	22767	<.5
13. Wye, 1-1/4"	01818	2
14. Nipple, 1-1/2" x 2"	01840	<.5
15. Nipple, 1-1/4" x 5-1/2"	01874	1



Description	Stock#	Wt.
(-) AQV - Auto Quantum grit valve		
with metering assembly and installation		
fittings includes 01718, 01791, 01818, 01993, and 02513.....24447		
1. Cover, cylinder.....	21317	1
2. Stop, piston.....	21323	<.5
3. Piston, rubber piston-cup w/bushing.....	21329	1
4. Body.....	21349	3
5. Plunger, for grit valve.....	21326	1
6. Wear sleeve.....	21342	<.5
7. *Seat, urethane.....	21344	<.5
8. *Gasket, flange.....	21322	<.5
9. Flange, thrd outlet.....	21319	1
10. *Felt disc.....	22820	<.5
11. Screw, 3/8-NC x 1" socket head.....	22655	<.5
12. Screw, 5/16-NC x 1-3/4" socket head.....	21321	<.5
13. Screw, 5/16-NC x 1" socket head.....	21318	<.5

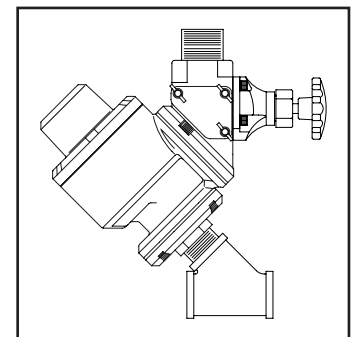
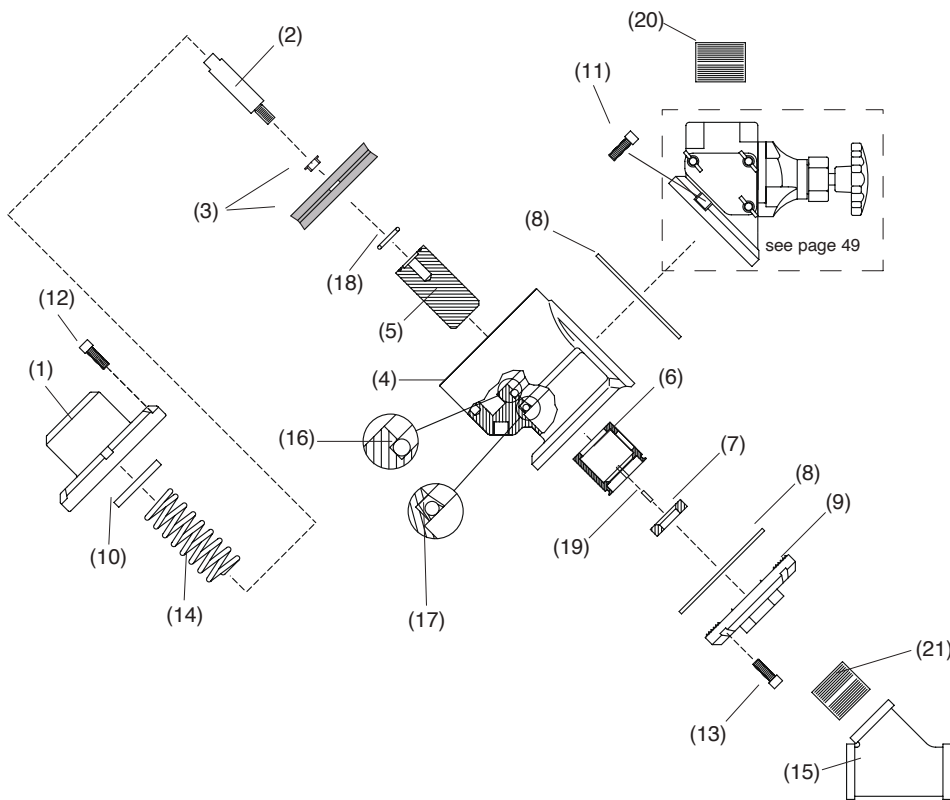
Description	Stock#	Wt.
14. Spring.....	20600	1.5
15. Wye, 1-1/4".....	01818	<.5
16. *O-ring, 1-1/2" ID.....	20267	<.5
17. *Wiper, plunger.....	20268	<.5
18. *O-ring, 3-1/64" ID.....	22609	<.5
19. *Roll pin, 1/8" x 1/2".....	21164	<.5
20. Nipple, 1-1/2" x close.....	01791	<.5
21. Nipple, 1-1/4" x 2".....	01718	<.5

Note: following parts not needed with new flange (21319)

(-) Quantum valve actuator service kit.....24446 1.5
(see page 6 for contents of service kit)

(-) *U-seal, 3-1/2" ID (used w/ alum piston).....22606 <.5

Note: Rubber piston cup with bushing (21329) replaces aluminum piston (21329) with u-seal. U-seal (22606) is still available.



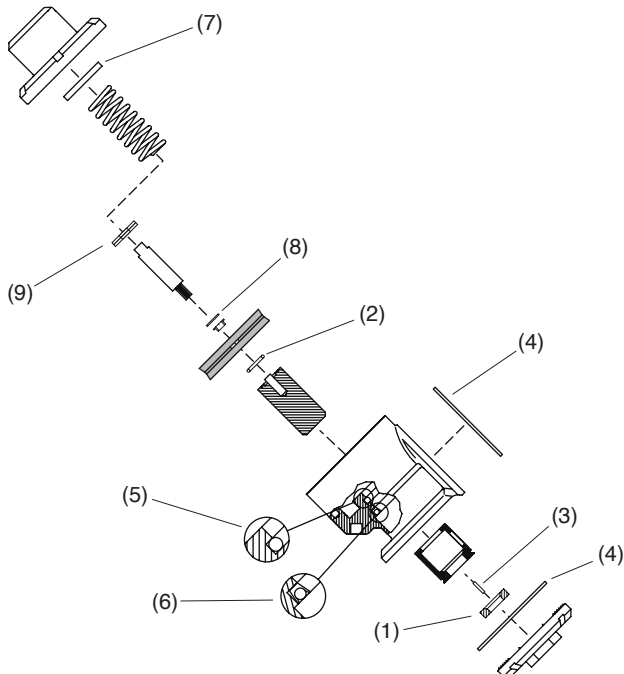
AQV Valve 24447

AQV-H AUTO QUANTUM ABRASIVE METERING VALVE

Description	Stock#	Wt.
-------------	--------	-----

AQV-H Auto Quantum Actuator

(-) AQV-H valve		
• w/fittings.....	27525	
• without fittings.....	27520	
(-) Actuator assembly	27620	
(*) Service kit, Quantum actuator.....	24446	
(-) Conversion kit, AQV to AQV-H	27621	
1. Cover, cylinder	21317	
2. Stop, piston	21323	
3. Piston cup, AQV-H	20515	
4. Valve body, actuator	21349	
5. Plunger	27523	
6. Wear sleeve, urethane.....	27521	
7. Flange, threaded outlet w/retaining ridge	21319	
8. Screw, 5/16-NC x 1-3/4" socket head	21321	
9. Screw, 5/16-NC x 1" socket head.....	21318	
10. Spring, 4".....	27524	
11. Adaptor, 1/4" NPT elbow	02513	
12. Petcock, 1/4" NPT.....	01993	
13. Screw, 3/8-NC x 1" socket head.....	22655	
14. Nipple, 1-1/2" x close, schedule 80.....	01791	
15. Nipple, 1-1/4" x 2"	01718	
16. Wye, 1-1/4" NPT.....	01818	
17. Metering assembly.....	24587	
18. Seat, urethane AQV	21344	
19. Wye, 1-1/2" NPT.....	01819	
20. Bushing, 1-1/2" NPT x 1-1/4" NPT.....	01805	
21. Nipple, 1-1/4" x close HD	01854	



Description	Stock#	Wt.
-------------	--------	-----

Quantum Actuator Assembly

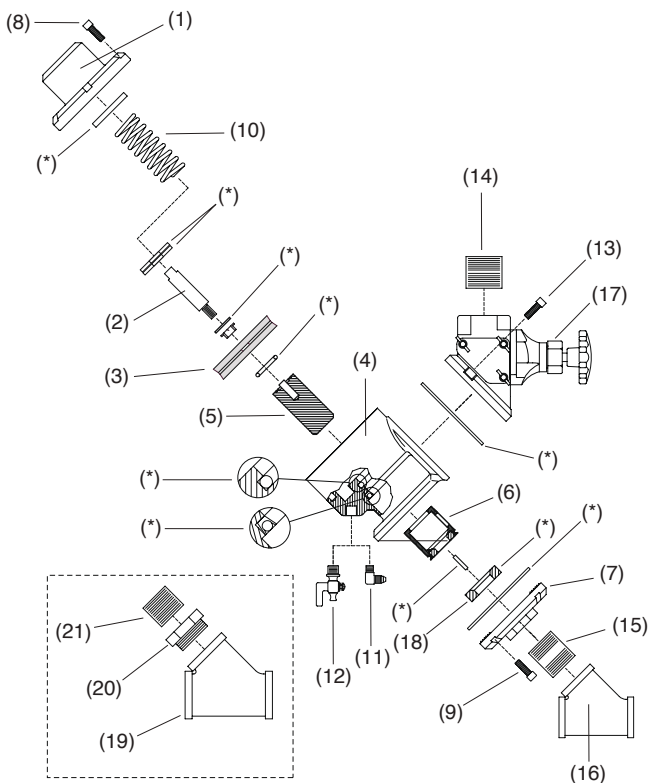
• Service Kit	24446	1.5
---------------------	-------	-----

Stock#	AQV	AQV-H
--------	-----	-------

1. Seat, urethane 1 ea.	21344	x	
2. O-ring, AQV 1 ea.	22623	x	
3. Roll pin, 1 ea.	21164	x	
4. Flange gasket 2 ea.	21322	x	xx
5. O-ring, 1-1/2" ID 1 ea.	20267	x	xx
6. Wiper plunger 1 ea.	20268	x	xx
7. Felt disc 1 ea.	22820	x	xx
8. Washer, neoprene back 1 ea.	20196		xx
9. Washer, 3/4" flat 2 ea.	03815		

(-) O-ring, 3-1/64" ID MLNM/AQV 22609
(Used with obsolete retaining ring)

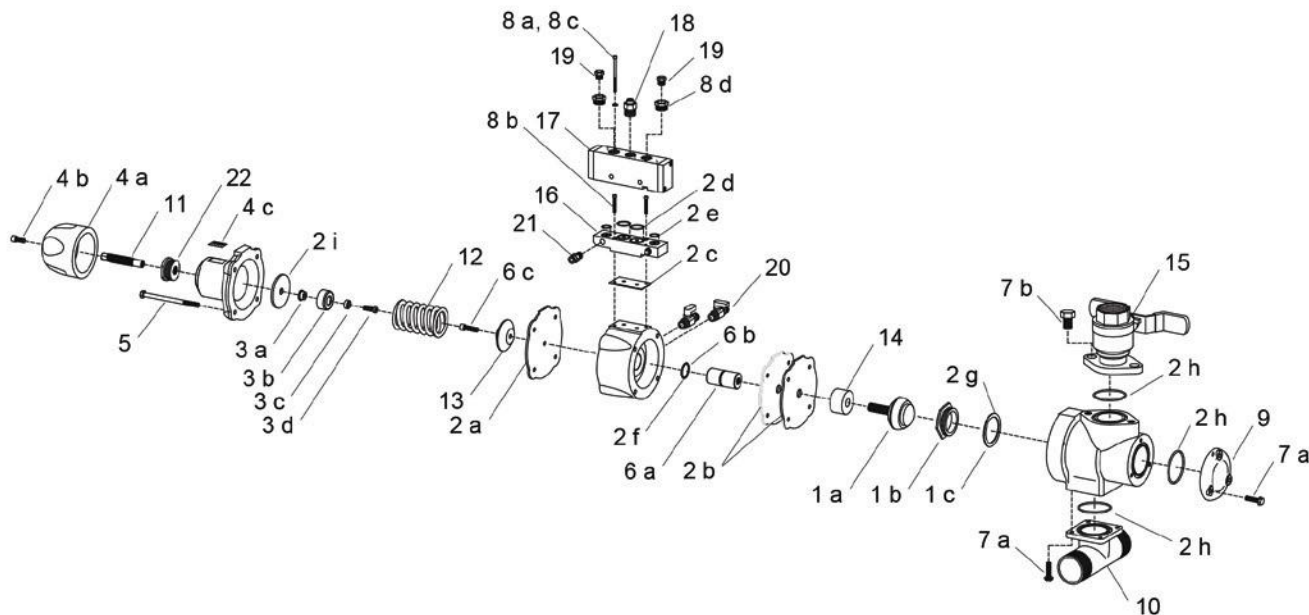
(-) U-seal, 3-1/2" ID 22606
(Used only with obsolete aluminum piston)



Description	Stock#	Wt.
(-) GritWizard abrasive metering valve		
with shutoff ball valve	31158	
1. Service kit, plunger and seat	31174	
a. Plunger (1)		
b. Seat, valve (1)		
c. Gasket, valve seat (1)		
2. Service kit, O-rings and seals*	31175	
a. Diaphragm, spring chamber (1)		
b. Diaphragm, main body (2)		
c. Gasket, 4-way adaptor plate (1)		
d. O-ring, 4-way valve, 3/4" ID x 7/8" OD (2)		
e. O-ring, 4-way valve, 1/2" ID x 5/8" OD (2)		
f. O-ring, spool, 7/8" ID x 1" OD (1)		
g. Gasket, valve seat (1)		
h. O-ring, valve, 1-15/16" ID x 2-1/8" OD (3)		
i. Washer, rubber knob damper (1)		
3. Service kit, thrust bearing assembly*	31176	
a. Spacer, thrust bearing (1)		
b. Bearing, thrust (1)		
c. Retainer, thrust bearing (1)		
d. Screw, 1/4 x 3/4" LP socket head (1)		
4. Service kit, metering knob assembly*	31187	
a. Knob, metering (1)		
b. Screw, 1/4 x 5/8" LP socket head (1)		
c. Flow Indicator gauge (decal) (1)		
5. Service kit, spool*	31211	
a. Spool (1)		
b. O-ring, 7/8" ID x 1" OD (1)		

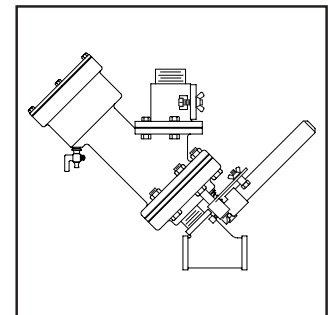
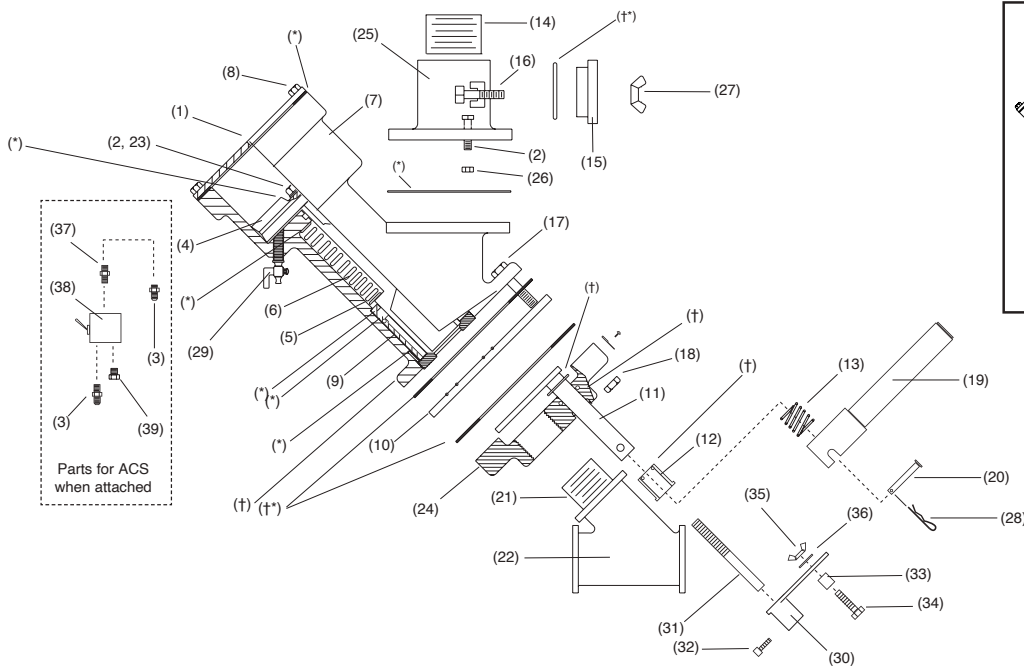
Description	Stock#	Wt.
8. Hardware kit, 4-way valve*	31213	
a. Screw, #6-32 x 2-1/8" SS socket hd (2)		
b. Screw, #6-32 x 1" SS socket head (2)		
c. Washer, #6 SS flat (2)		
9. Cover, cleanout	31153	
10. Flanged outlet pipe		
1-1/4" FNPT	31191	
1-1/2" FNPT	31155	
11. Valve adjusting screw	31104	
12. Spring	31105	
13. Guide, spring	31135	
14. Spacer, plunger	31112	
15. Valve, 1-1/2" NPT Flanged ball	31134	
16. Adaptor plate, 4-way valve	31154	
17. Valve, 4-way pilot	31137	
18. Fitting, 3/8" MNPT x 1/4" OD tube	31097	
19. Muffler, 1/4" NPT	03988	
20. Valve, 1/4" NPT ball (safety valve) each	01993	
21. Fitting, 1/8" MNPT x 1/4" OD tube	11214	
22. Bushing, adjusting screw	31125	
23. Elbow, 3/8" MNPT x 1/4" FNPT reducing	31335	
24. Washer, diaphragm	31111	
25. Flange inlet pipe, 1-1/2" NPT	31192	
26. Nipple 1-1/2" NPT x close schedule 80	01791	
27. Washer, 3/4 flat, 3 required	03815	

*Quantities of kit items are shown in parentheses.



Description	Stock#	Wt.
For abrasives coarser than 50 mesh:		
(-) Sentinel valve with attached ACS	20508	23
(-) Sentinel valve without attached ACS	20608	23
For abrasives 50 mesh or finer:		
(-) Sentinel valve without ACS	21439	23
1. Cylinder cap	20512	1
2. Cap screw, 3/8-NC x 1-1/2"	03269	<.5
3. Adaptor, 1/8" NPS.....	01940	<.5
4. Rubber piston-cup	20515	1
5. Piston, shut-off	20494	1
6. Spring, 2" OD x 4-1/2"	20600	1.5
7. Upper body	20514	7
8. Cap screw, 5/16-NC x 3/4"	03151	<.5
9. Wear sleeve.....	20495	1
10. Seat plate	20497	1
11. Metering plate & stem		
• coarse abrasive.....	20499	1
• fine abrasive	21438	1
12. Packing gland	21021	<.5
13. Spring, 5/8" ID x 1-11/16"	01982	<.5
14. Close nipple, 1-1/2"	01791	<.5
15. Inspection plate.....	02440	<.5
16. Cap screw, 5/16-NC.....	19509	<.5
17. Cap screw 1/2-NC.....	03457	<.5

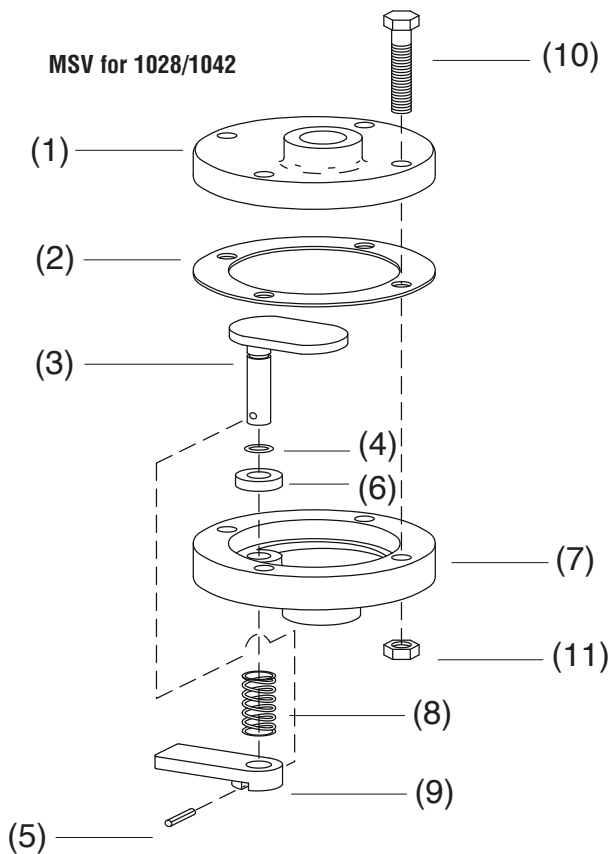
Description	Stock#	Wt.
18. Nut, 1/2-NC hex head	03511	<.5
19. Handle, metering.....	20498	2
20. Pin, valve handle.....	20246	<.5
21. Close nipple, 1-1/4"	01717	<.5
22. Wye, 1-1/4" standard	01818	2
23. Washer, 5/16 flat.....	03216	<.5
24. Lower body	20511	2.5
25. Flanged adaptor w/ inspection opening.....	20513	1
26. Nut, 3/8-NC hex head.....	03311	<.5
27. Nut, 5/16-NC wing	03213	<.5
28. Hitch pin	20245	<.5
29. Petcock	01993	<.5
30. Gauge unit.....	02433	<.5
31. Stud, gauge unit.....	02436	<.5
32. Set screw, 1/4-NC	03080	<.5
33. Spacer, handle bolt	02431	<.5
34. Cap screw, 1/4-NC x 1-1/4"	03054	<.5
35. Nut, 1/4-NC wing	03113	<.5
36. Washer, 1/4 flat.....	03116	<.5
37. Connector, 1/8 brass.....	01962	<.5
38. Valve, 3-way, ACS.....	07658	<.5
39. Breather muffler	07657	<.5
(*) Upper service kit	22388	<.5
(†) Lower service kit	22389	<.5



Description Stock# Wt.

OM 04124

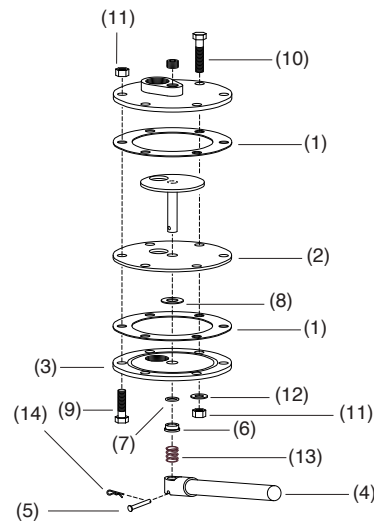
- (-) **MSV Metering Valve**01247
- 1. MSV top casting.....01258
- 2. Gasket, valve body.....01260
- 3. Metering plate & stem.....01261
- 4. O-ring.....00794
- 5. Pin, spring01263
- 6. Washer, nylon.....01266
- 7. MSV bottom casting01259
- 8. Spring, 17/32" OD X 1".....02178
- 9. MSV Handle.....01262
- 10. Cap screw, 5/16-NC x 1-3/4"purchase locally
- 11. Nut, 5/16-NC hexpurchase locally



Description Stock# Wt.

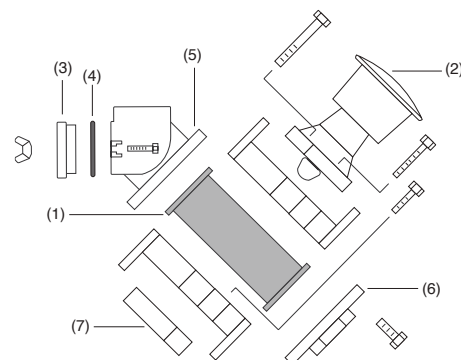
OM 05658

- (-) **LPV Metering Valve**05680
- 1. Rubber gasket, 2 required.....02424
- 2. Disc, stainless.....02425
- 3. Lower body.....02426
- 4. Handle, abr mtrg, hvy dty.....20498
- 5. Pin, clevis 1/4 x 1-3/8".....20246
- 6. Packing gland02437
- 7. O-ring, 7/8" OD x 5/8" ID.....21165
- 8. Gasket, shaft abr valve.....02439
- 9. Screw, 1/2" x 1-3/4", hex head, 4 required03455
- 10. Screw, 1/2" x 2-1/2", hex head, 2 required03457
- 11. Nut, 1/2" hex, 6 required.....03511
- 12. Washer, 1/2" SAE flat, 2 required03515
- 13. Spring05633
- 14. Pin, hitch, cotter, 1/4"-5/16".....20245



OM 09351

- (-) **MPV Metering Valve**04321
- (-) Wye, 1-1/4" pipe01818
- 1. Tube, pinch valve04635
- 2. Metering knob assem.....05072
- 3. Inspection plate.....02440
- 4. O-ring, 1-3/4" OD.....01990
- 5. 45° adaptor flange05672
- 6. Flange adaptor05673
- 7. Cover plate.....05674



Section 8

Blast Hose, Couplings & Nozzle Holders

———— **CLEMCO**[®] ————

COUPLED and UNCOUPLED BLAST HOSE — 175 PSI WORKING PRESSURE

Installed couplings / nozzle holders are indicated with symbols: *◆

Description	SUPA™		2-Braid		4-Ply		Holders and Couplings	
	Stock #	lbs.	Stock #	lbs.	Stock #	lbs.	Description	Stock #
1/2" ID x 1-3/16" OD								
• 16' coupled*			01251				*CHE-1/2 alum holder, 3/4" thrd	00577
• 25' coupled*			01268	12			*CQA-1/2 alum coupling	00599
• 25' uncoupled			23750	12	23444	12		
• 50' uncoupled			23751	24	23445	24		
3/4" ID x 1-5/16" OD								
• Bulk per foot	23100	0.6					NHP-3/4 nylon holder, contr thrd	11398
• 25' uncoupled	23101	13					HEP-3/4 nylon holder, 1-1/4" thrd	99173
• 50' coupled, ext. •	28861	28					• CQPS-3/4 nylon coupling	11395
• 50' uncoupled	23102	26						
3/4" ID x 1-1/2" OD								
• 25' uncoupled			23752	19	23446	19	NHP-1 nylon holder, contr thrd	04106
• 50' uncoupled			23753	38	23447	38	HEP-1 nylon holder, 1-1/4" thrd	07720
• 100' uncoupled					24750	71	CHE-1 alum holder, 1-1/4" thrd	00578
							CQP-1 nylon coupling	08412
							CQA-1 alum coupling	00568
							CQ-1 brass coupling	00563
1" ID x 1-1/2" OD								
• 25' uncoupled	23103	13					*NHP-1 nylon holder, contr thrd	04106
• 50' coupled*	23480	30					HEP-1 nylon holder, 1-1/4" thrd	07720
• 50' coupled, ext. •	28862	30					• *CQPS-1 nylon coupling	21088
• 50' uncoupled	23104	27						
1" ID x 1-7/8" OD								
• 25' uncoupled			23754	28	23455	28	NHP-2 nylon holder, contr thrd	04127
• 50' uncoupled			23755	54	23448	56	HEP-2 nylon holder, 1-1/4" thrd	07721
• 100' uncoupled					23449	107	CHE-2 alum holder, 1-1/4" thrd	00579
							CQP-2 nylon coupling	21711
							CQA-2 alum coupling	00569
							CQ-2 brass coupling	00564
1-1/4" ID x 1-7/8" OD								
• 25' uncoupled	23105	21					*NHP-2 nylon holder, contr thrd	04127
• 50' coupled*	23481	42					◆HEP-2 nylon holder, 1-1/4" thrd	07721
• 50' coupled ◆	28611	42					CHE-2 alum holder, 1-1/4" thrd	00579
• 50' coupled, ext. •	28863	42					◆◆*CQPS-2 nylon coupling	08413
• 50' uncoupled	23106	40					CQA-2 alum coupling	00569
• 100' uncoupled	23643	81					CQ-2 brass coupling	00564
1-1/4" ID x 2-3/32" OD								
• 50' uncoupled			23756	73	23450	59	NHP-3 nylon holder, contr thrd	04128
• 100' uncoupled					23451	120	HEP-3 nylon holder, 1-1/4" thrd	07722
							CHE-3 alum holder, 1-1/4" thrd	00580
							CQPS-3 nylon coupling	08414
							CQA-3 alum coupling	00570
							CQ-3 brass coupling	00565

COUPLED and UNCOUPLED BLAST HOSE — 175 PSI WORKING PRESSURE

Description	SUPA™		2-Braid		4-Ply		Holders and Couplings	
	Stock #	lbs.	Stock #	lbs.	Stock #	lbs.	Description	Stock #
1-1/2" ID x 2-3/8" OD								
• 50' uncoupled					23452	66	CHE-4 alum holder, 1-1/4" thrd	00581
• 100' uncoupled					23453	130	CQP-4 nylon coupling	07714
							CQA-4 alum coupling	00573
							CQ-4 brass coupling	00566

Installed couplings and nozzle holders are indicated with symbols: *◆

NOTE: Blast hose safety cables are listed on page 5.

QUICK COUPLINGS

Description	Stock#	Wt.
Aluminum Quick Couplings		
(CQA couplings include gasket, screws, and lock pin.)		
• CQA-1/2 for 13/16" OD hose (CQG gasket 00850).....	00599	<.5
• CQA-1 for 1-1/2" OD hose (CQG gasket 00850).....	00568	<.5
• CQA-2 for 1-7/8" OD hose (CQG gasket 00850).....	00569	<.5
• CQA-3 for 2-3/32" OD hose (CQG gasket 00850).....	00570	1
• CQA-4 for 2-3/8" OD hose (CQG gasket 00850).....	00573	1
• CQA-12 for 2-3/8" OD hose* (CQ12G gasket 00852).....	00574	1

*CQA-12 is for 1-1/2" ID x 2-3/8" OD hose.
It will NOT interconnect with any other quick couplings.

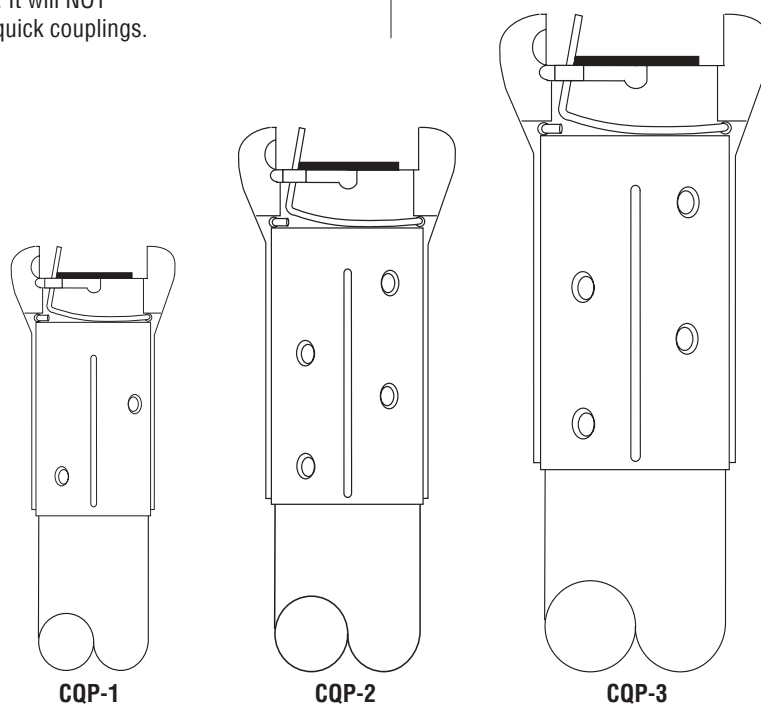
Brass Quick Couplings		
(CQ couplings include gasket, screws, and lock pin.)		
• CQ-1 for 1-1/2" OD hose (CQG gasket 00850).....	00563	1
• CQ-2 for 1-7/8" OD hose (CQG gasket 00850).....	00564	1
• CQ-3 for 2-3/32" OD hose (CQG gasket 00850).....	00565	1.5
• CQ-4 for 2-3/8" OD hose (CQG gasket 00850).....	00566	2
• CQ-12 for 2-3/8" OD hose (CQ12G gasket 00852)*.....	00567	2.5

*CQ-12 is for 2-3/8" OD hose. It will NOT interconnect with any other quick couplings.

Description	Stock#	Wt.
Nylon Quick Couplings		
(CQP couplings include gasket, screws, and lock spring.)		
• CQP-1 for 1-1/2" OD hose (CQGP-1 gasket 08852).....	08412	<.5
• CQP-2 for 1-7/8" OD hose (CQGP-2 gasket 21584).....	21711	<.5
• CQP-3 for 2-3/32" OD hose (CQGP-3 gasket 08853).....	08414	.5
• CQP-4 for 2-3/8" OD hose (CQGP-3 gasket 08853).....	07714	.5

Nylon Quick Couplings to fit Supa Hose		
(CQPS couplings include gasket, screws, and lock spring.)		
• CQPS-3/4 for 1-5/16" OD Supa hose (CQGP-1 gasket 08852).....	11395	1
• CQPS-1 for 1-1/2" OD Supa hose (CQGP-2 gasket 21584).....	21088	<.5
• CQPS-2 for 1-7/8" OD Supa hose (CQGP-3 gasket 08853).....	08413	.5

Replacement lock spring for CQP couplings Pk of 25	21585	<.5
---	-------	-----

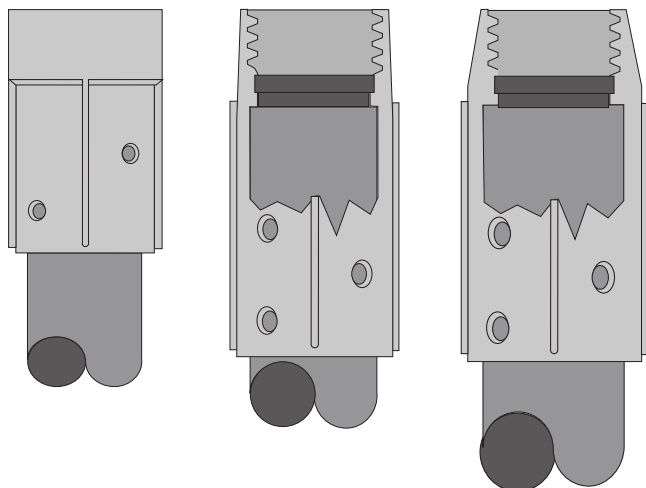


Description	Stock#	Wt.
Aluminum Threaded Quick Couplings		
(Aluminum couplings include gasket and lock pin.)		
• CFA-1/2 for 1/2" threaded pipe nipple (CQG gasket 00850).....	00558	.5
• CFA-3/4 for 3/4" threaded pipe nipple (CQG gasket 00850).....	00559	.5
• CFA-3 for 2" threaded pipe nipple (CQG gasket 00850).....	00556	1
Brass Threaded Quick Couplings		
(Brass couplings include gasket and lock pin.)		
• CF for 1-1/4" threaded pipe nipple (CQG gasket 00850).....	00551	1
• CF-2 for 1-1/2" threaded pipe nipple (CQG gasket 00850).....	00553	1
• CF-3 for 2" threaded pipe nipple (CQG gasket 00850).....	00555	1.5
• CF 1-1/4" with pipe nipple for classic blast machines 2 cu ft. and larger (CQG gasket 08850)	10806	1
• CF-2C 1-1/4" with pipe nipple for 2 cuft contractor blast machines (CQGP-3 gasket 08853).....	21733	1.5
• CF-4C 1-1/4" with pipe nipple for 4 cuft contractor blast machines (CQGP-3 gasket 08853).....	21734	1.5
• CF-6C 1-1/4" with pipe nipple for 6 cu. ft. contractor blast machines (CQGP-3 gasket 08853).....	21735	2
Nylon Threaded Quick Couplings		
(CFP threaded couplings include gasket and lock spring.)		
• CFP-2 1-1/2" without pipe nipple (CQGP-3 gasket 08853).....	07715	<.5
Coupling Gaskets/Value Packs		
• CQG, 10-pk.....	00850	<.5
Value-pk of 100	28711	2.5
• CQGP-1, 10-pk	08852	.5
Value-pk of 100	28712	5
• CQGP-2, 10-pk	21584	5
Value-pk of 100	28713	4
• CQGP-3, 10-pk	08853	.5
Value-pk of 100	28714	5
• CQ12G, sold individually.....	00852	.5

Description	Stock#	Wt.
Coupling Screws, Lock Pins & Lock Springs		
• Coupling screw for Supa blast hose, pk of 25	21582	<.5
• Coupling screw for 2-braid and 4-ply hose, pk of 25	21581	<.5
• Lock pin for aluminum and brass couplings, pk of 25	11203	<.5
• Lock spring for nylon couplings, 25-pk	21585	<.5
NOTE: Couplings are supplied with necessary screws and one gasket.		
Safety Cables		
• Hose safety cable for 1/2" to 1-1/4" OD hose	15012	<.5
• Hose safety cable for 1-1/2" to 3" OD hose	15013	1.5
• Hose safety cable for 1-1/2" to 4" OD hose	27405	2

NOZZLE HOLDERS

Description	Stock#	Wt.
Aluminum Nozzle Holders (CHE nozzle holders include screws.)		
For 3/4" thread nozzles		
• CHE-1/2 for hose 1-3/16" OD.....	00577	<.5
For 1 1/4" thread nozzles		
• CHE-1 for hose 1-1/2" OD	00578	<.5
• CHE-2 for hose 1-7/8" OD	00579	<.5
• CHE-3 for hose 2-3/32" OD	00580	.5
• CHE-4 for hose 2-3/8" OD	00581	1
Nylon Nozzle Holders (HEP nozzle holders include screws.)		
For 1 1/4" thread nozzles		
• HEP-3/4 for hose 1-5/16" OD	99173	<.5
• HEP-1 for hose 1-1/2" OD	07720	<.5
• HEP-2 for hose 1-7/8" OD	07721	<.5
• HEP-3 for hose 2-3/32" OD	07722	<.5
For contractor thread nozzles (NHP nozzle holders include screws.)		
• NHP-3/4 for hose 1-5/16" OD.....	11398	<.5
• NHP-1 for hose 1-1/2" OD.....	04106	<.5
• NHP-2 for hose 1-7/8" OD.....	04127	<.5
• NHP-3 for hose 2-3/32" OD.....	04128	<.5



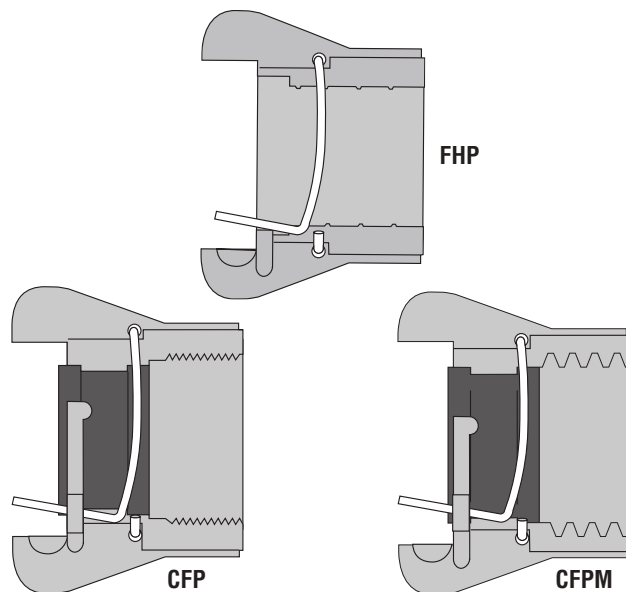
NHP-1

NHP-2

NHP-3

Washer shown included with nozzle, NOT with holders.

Description	Stock#	Wt.
Quick Coupling Nozzle Holders		
For flanged nozzles		
• CFFH-A aluminum.....	00575	<.5
• CFFH-B brass.....	00576	1
• FHP nylon includes lock-spring	07718	<.5
For 1 1/4" thread nozzles (Supplied with gasket, lockpin or lock-spring.)		
• CFA aluminum (CQG)	00552	.5
• SCF brass (CQG).....	00592	1
• CFP nylon (CQGP-3) includes lock-spring	07716	<.5
For contractor thread nozzles (Supplied with gasket and lock-spring.)		
• CFPM (CQGP-3).....	07719	<.5



Section 9

Nozzles

— **CLEMCO**[®] —

TUNGSTEN-CARBIDE NOZZLES

How to use these nozzle pages: Begin by determining the lining material and general length of the nozzle you wish to find. There are pages for Tungsten – Long Venturi; Tungsten – Short Venturi; and Clemlite – Long Venturi. Once on the desired page, nozzles are grouped by orifice size. Threading, entry diameter, and jacket material are indicated by a **X** in the appropriate column. See page 5 of this section for the stock number of the appropriate nozzle washers. For cabinet nozzles, see section 19, page 4. All threaded nozzles include one nozzle washer.

Tungsten-Carbide-Lined Long-Venturi Style

Model	Length	Stock #	Washer	Wt.	THREAD			ENTRY		JACKET	
					1-1/4"	Contractor	Flanged w/Quick Cplg	1"	1-1/4"	Metal	Rubber
3/16" Orifice, 45 cfm at 100 psi											
TSP-3	4-3/4"	23513	NW-4	1	X			X		X	
CSD-3	4-1/4"	01384	NW-4	1	X			X		X	
TMP-3	4-3/4"	23519	NW-25	1		X		X			X
1/4" Orifice, 81 cfm at 100 psi											
TSP-4	5-3/4"	23514	NW-4	1.5	X			X			X
CSD-4	5-3/8"	01385	NW-4	1.5	X			X		X	
TMP-4	6"	23520	NW-25	1.5		X		X			X
5/16" Orifice, 137 cfm at 100 psi											
TSP-5	6-1/4"	23515	NW-4	1.5	X			X			X
CSD-5	5-3/4"	01386	NW-4	1.5	X			X		X	
TMP-5	6-1/4"	23521	NW-25	1.5		X		X			X
3/8" Orifice, 196 cfm at 100 psi											
TSP-6	7-1/4"	23516	NW-4	2	X			X			X
CSD-6	6-3/4"	01387	NW-4	2	X			X		X	
TMP-6	7-1/4"	23522	NW-25	1.5		X		X			X
TXP-6	7-3/8"	23525	NW-32	2		X			X		X
SDX-6	6-3/4"	01394	N/A	2			X		X	X	
TXD-6	6-3/4"	99147	NW-25	2		X			X	X	
CXD-6	6-3/4"	23460	NW-5	1.5	X				X	X	
7/16" Orifice, 254 cfm at 100 psi											
TSP-7	8-1/2"	23517	NW-4	2.5	X			X			X
CSD-7	8"	01388	NW-4	2	X			X		X	
TMP-7	8-1/2"	23523	NW-25	2		X		X			X
TXP-7	8-1/2"	23526	NW-32	2.5		X			X		X
SDX-7	8-3/4"	01395	N/A	2			X		X	X	
TXD-7	8"	99148	NW-32	2		X			X	X	
CXD-7	8"	23461	NW-5	2	X				X	X	
1/2" Orifice, 338 cfm at 100 psi											
TSP-8	9-5/8"	23518	NW-4	2.5	X			X			X
CSD-8	9"	01389	NW-4	2.5	X			X		X	
TMP-8	9-3/4"	23524	NW-25	2.5		X		X			X
TXP-8	9-3/4"	23527	NW-32	2.5		X			X		X
SDX-8	9-3/16"	01396	N/A	2.5			X		X	X	
TXD-8	9-9/16"	99149	NW-32	2		X			X	X	
CXD-8	9"	23462	NW-5	2.5	X				X	X	
5/8" Orifice, 548 cfm at 100 psi											
SDX-10	9-3/16"	01397	N/A	3			X		X	X	
3/4" Orifice, 784 cfm at 100 psi											
SDX-12	9"	01398	N/A	3			X		X	X	

*Nylon quick coupling nozzle holder is included. Coupling gasket serves as a nozzle washer.

See page 5 of this section for stock number of the appropriate nozzle washer.

Tungsten-Carbide-Lined Short-Venturi Style					THREAD		ENTRY	JACKET	
					1-1/4"	Contractor	1"	Metal	Rubber
Model	Length	Stock #	Washer	Wt.					
3/16" Orifice, 45 cfm at 100 psi									
TJP-3	3-3/4"	23507	NW-4	1	X		X		X
CJD-3	3-1/8"	01378	NW-4	1	X		X	X	
TYP-3	3-3/4"	23501	NW-25	1		X	X		X
1/4" Orifice, 81 cfm at 100 psi									
TJP-4	3-3/4"	23508	NW-4	1	X		X		X
CJD-4	3-1/8"	01379	NW-4	1	X		X	X	
TYP-4	3-3/4"	23502	NW-25	1		X	X		X
5/16" Orifice, 137 cfm at 100 psi									
TJP-5	3-3/4"	23509	NW-4	1	X		X		X
CJD-5	3-1/8"	01380	NW-4	1	X		X	X	
TYP-5	3-3/4"	23503	NW-25	1		X	X		X
3/8" Orifice, 196 cfm at 100 psi									
TJP-6	3-3/4"	23510	NW-4	1	X		X		X
CJD-6	3-1/8"	01381	NW-4	1	X		X	X	
TYP-6	3-3/4"	23504	NW-25	1		X	X		X
7/16" Orifice, 254 cfm at 100 psi									
TJP-7	3-11/16"	23511	NW-4	1	X		X		X
CJD-7	3-1/8"	01382	NW-4	1	X		X	X	
TYP-7	3-3/4"	23505	NW-25	1		X	X		X
1/2" Orifice, 338 cfm at 100 psi									
TJP-8	3-11/16"	23512	NW-4	1	X		X		X
CJD-8	3-1/8"	01383	NW-4	1	X		X	X	
TYP-8	3-3/4"	23506	NW-25	1		X	X		X

CLEMLITE® SILICON-CARBIDE NOZZLES

See page 5 of this section for stock number of the appropriate nozzle washer. All threaded nozzles include one nozzle washer.

*Indicates brass threads; All others have aluminum threads. All threaded nozzles include one nozzle washer.

Clemlite® Lined Long-Venturi Style

Model	Length	Stock #	Washer	Wt.	THREAD			ENTRY		JACKET	
					1-1/4"	Contractor	Flanged w/Quick Cplg*	1"	1-1/4"	Metal	Rubber
3/16" Orifice, 45 cfm at 100 psi											
SSD-3	4-5/16"	01617	NW-4	1	X			X		X	
SMD-3	4-5/16"	04520	NW-25	1		X		X		X	
1/4" Orifice, 81 cfm at 100 psi											
SSD-4	5-7/16"	01618	NW-4	1	X			X		X	
SAS-4	5-7/8"	28079	NW-4	1	X*			X			X
SMD-4	5-7/16"	04521	NW-25	1		X		X		X	
SMS-4	6"	100864	NW-25	1		X		X			X
5/16" Orifice, 137 cfm at 100 psi											
SSD-5	5-13/16"	01619	NW-4	1	X			X		X	
SAS-5	6-3/16"	28080	NW-4	1	X*			X			X
SMD-5	5-7/8"	04522	NW-25	1		X		X		X	
SMS-5	6-3/8"	100865	NW-25	1		X		X			X
3/8" Orifice, 196 cfm at 100 psi											
SSD-6	6-13/16"	01620	NW-4	1	X			X		X	
SAS-6	7-1/8"	28081	NW-4	1	X*			X			X
SMD-6	6-3/4"	04523	NW-25	1		X		X		X	
SXD-6	6-13/16"	04592	NW-32	1		X			X	X	
SXS-6	7-1/8"	100866	NW-32	1		X			X		X
SFD-6	6-7/8"	01623	N/A	1			X		X	X	
7/16" Orifice, 254 cfm at 100 psi											
SSD-7	7-15/16"	01621	NW-4	1	X			X		X	
SAS-7	8-1/2"	28082	NW-4	1	X*			X			X
SMD-7	8"	04524	NW-25	1		X		X		X	
SXD-7	8-1/16"	04593	NW-32	1.5		X			X	X	
SXS-7	8-1/2"	100867	NW-32	1		X			X		X
SFD-7	8-1/16"	01624	N/A	1.5			X		X	X	
1/2" Orifice, 338 cfm at 100 psi											
SSD-8	9"	01622	NW-4	1.5	X			X		X	
SAS-8	9-1/2"	28083	NW-4	1.5	X*			X			X
SMD-8	9"	04525	NW-25	1		X		X		X	
SXD-8	9-3/16"	04594	NW-32	1.5		X			X	X	
SXS-8	9-1/2"	100868	NW-32	1.5		X			X		X
SFD-8	9-1/4"	01625	N/A	1.5			X		X	X	

*Nylon quick coupling nozzle holder is included. Coupling gasket serves as a nozzle washer.

Description	Stock#	Wt.
Angle Nozzles, 3/4" Entry, Tungsten-Carbide (with 45° outlet angle), 1-1/4" Thread (includes NW-3 washer)		
• CAM 4 x 1 (1) 1/4" orifice x 2-3/4" L	01442	2
• CAM 4 x 3 (3) 1/4" orifices x 2-3/4" L	01444	2
• CAM 5 x 1 (1) 5/16" orifice x 2-3/4" L	01445	2
• CAM 5 x 3 (3) 5/16" orifices x 2-3/4" L	01447	2
• CAM 6 x 1 (1) 3/8" orifice x 2-3/4" L	01448	2
• CAM 6 x 3 (3) 3/8" orifices x 2-3/4" L	01450	2
Short Straight Barrel, 1/2" Entry, Tungsten-Carbide, Metal Jacket, 3/4" Thread (includes NW-1 washer)		
• CT-2* 1/8" orifice x 1-3/4" L	01351	.5
• CT-3* 3/16" orifice x 1-3/4" L	01352	.5
• CT-4* 1/4" orifice x 1-3/4" L	01353	.5
• CT-5* 5/16" orifice x 1-3/4" L	01354	.5
• CT-6* 3/8" orifice x 1-3/4" L	01355	.5
• CT-8* 1/2" orifice x 1-3/4" L	01356	.5
Short Straight Barrel, 1/2" Entry, Boron-Carbide, Metal Jacket, 3/4" Thread (includes NW-1 washer)		
• CTB-2* 1/8" orifice x 1-3/4" L	21090	.5
• CTB-3* 3/16" orifice x 1-3/4" L	21091	.5
• CTB-4* 1/4" orifice x 1-3/4" L	21092	.5
• CTB-5* 5/16" orifice x 1-3/4" L	21093	.5
• CTB-6* 3/8" orifice x 1-3/4" L	21094	.5
• CTB-8* 1/2" orifice x 1-3/4" L	21095	.5
*CT and CTB nozzles are used with Model 1028 (0.5 cu.ft.) and Model 1042 (1.0 cu.ft.) blast machines, Pool Pal, pressure cabinets, SG-300 suction gun, and Super Comet.		
Long Venturi Nozzles, 1" Entry, Boron-Carbide, Metal Jacket, 1-1/4" Thread (includes NW-4 washer)		
• BSD-4, 1/4" orifice x 5-7/16" L	01419	2
• BSD-5, 5/16" orifice x 5-7/8" L	01420	2
• BSD-6, 3/8" orifice x 6-13/16" L	01421	3
• BSD-7, 7/16" orifice x 8-1/8" L	01422	3
• BSD-8, 1/2" orifice x 9" L	01423	3

Description	Stock#	Wt.
Nozzle Washers (sold in packages of 10)		
• NW-1 for CT & CTB nozzles, pk of 10	21580	<.5
• NW-2 for CSP & CBP nozzles, pk of 10	21675	<.5
• NW-3 for CAM nozzles, pk of 10	21583	<.5
• NW-4 for 1-1/4" thread, 1" entry nozzles, – pk of 10	00869	<.5
– value-pk of 100	28717	1.5
• NW-5 for 1-1/4" thread, 1-1/4" entry nozzles, – pk of 10	24207	<.5
• NW-25 for contractor thread, 1" entry nozzles, – pk of 10	91024	<.5
– value-pk of 100	28715	2
• NW-32 for contractor thread, 1-1/4" entry nozzles, – pk of 10	91026	<.5
– value-pk of 100	28716	1
Nozzle Pressure Gauge Kit		
• Nozzle pressure gauge kit with three needles	01232	<.5
• Needles, pack of 20	01226	<.5

Section 10

Personal Protective Equipment

———— **CLEMCO[®]** ————

Description	Web	DLX	Wt.
-------------	-----	-----	-----

NOTE: For use with compressed air source.

Apollo 600 HP less respirator hose with

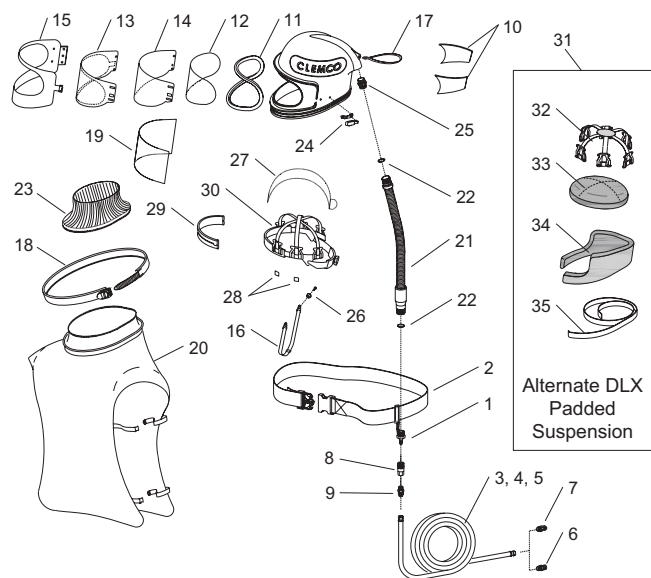
• Constant-flow connector	24001	25190	8
• Air-control valve	24002	25191	8
• Clem-Cool air conditioner	24932	25194	9
• Cool-air tube	24003	25192	9
• Climate-control tube	24004	25193	9.5

Apollo 600 HP with 50 ft. respirator hose and

• Constant-flow connector	24771	25200	14
• Air-control valve	24210	25202	14
• Clem-Cool air conditioner	24933	25208	14
• Cool-air tube	24211	25204	15
• Climate-control tube	24212	25206	16

Apollo 600 HP with 50 ft. respirator hose, CPF-20 air filter and

• Constant-flow connector	24772	25201	33
• Air-control valve	24213	25203	33
• Clem-Cool air conditioner	25299	25209	33
• Cool-air tube	24214	25205	34
• Climate-control tube	24215	25207	35



Description	Stock#	Wt.
-------------	--------	-----

(-) Do-rag, Clemco	23814	<.5
(-) Conversion Kit, Apollo 600 HP to LP	22079	11
1. Constant-flow connector, HP, w/o belt	21415	.5
2. Belt assembly, 2"	04430	<.5
3. Respirator hose, 3/8" x 25' (incl 00022 & 01020) [alternate]	04397	1.5
4. Respirator hose, 3/8" x 50' (incl 00022 & 01020) [standard]	04415	6
5. Respirator hose, 3/8" x 100' (incl 00022 & 01020) [alternate]	04398	12
6. Adaptor, 3/8" hose to 3/8" pipe	00022	<.5
7. Union, 3/8" hose to 3/8" hose	01020	<.5
8. Disconnect, 1/4" female	00025	<.5
9. Adaptor, 3/8" hose to 1/4" pipe	01019	<.5
10. Acoustical foam kit, sides	04369	<.5
11. Gasket, window	23819	<.5
12. Inner lens, .040" (5-pk)	04367	1
13. Outer lens, .0075", perforated (25-pk)	04361	1
14. Intermediate lens, .020" - (5-pk)	24943	.5
- (25-pk)	04373	2
15. Window frame assembly	24012	1
16. Chin strap	04460	<.5
17. Handle strap	03623	<.5
18. Cape attachment strap	23801	.5
19. Rectangular outer lens, .015" non-perf., (25-pk), optional	24005	1
20. Cape, silver-grey, with red inner collar	23818	2
21. Breathing tube w/swivel ends	22811	1
22. O-ring, 11/16" ID x 7/8" OD, 2 required	22815	<.5
23. Inner collar	08740	<.5
24. Window latch kit, incl: base and screws	24006	1
25. Inlet fitting	23804	<.5
26. Chin strap holder kit w/fasteners	24008	1
27. Partition, air baffle	23811	<.5
28. Clips, suspension (4-pk)	24773	<.5
29. Sweatband, used with item 30	23817	<.5
30. Suspension Web with sweatband (non-DLX)	23802	<.5
31. DLX suspension kit includes items 27 and 32 thru 36	25189	<.5
32. DLX pad, top	25181	<.5
33. DLX suspension web	25184	<.5
34. DLX pad, middle	25182	<.5
35. DLX pad, side - black/grey fits most heads	25183	
- black/blue fits smaller heads	25187	
36. Velcro® tape, 1" wide adhesive backed, 3-ft.	24656	<.5

APPLICATION ALERT

Above respirators ARE NOT approved for use in any a tmosphere immediately dangerous to life or health or from which the wearer cannot escape without the aid of the respirator. Before using any respirator, make sure that any airborne contaminants ARE NOT in concentrations that are in excess of those allowed by applicable OSHA or EPA r egulations or NIOSH recommendations. Consult the product literature and owner's manuals for information concerning the proper function, use, and maintenance of these respirators.

NOTE: The occupational safety and health administration (OSHA) has assigned Apollo helmets a protection factor of 1,000 times the exposure limit for lead dust.

Description Stock# Wt.

NOTE: For use with compressed air source.

All Apollo 20's come with DLX and web suspensions; DLX suspension installed.

Apollo 20 HP DLX less respirator hose with:

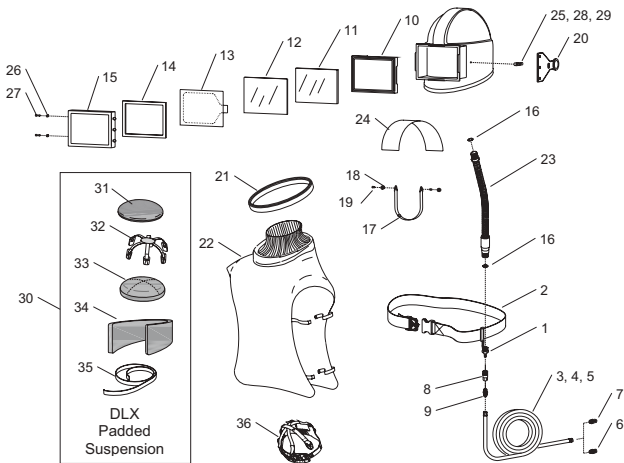
• Constant-flow connector	20975	6.5
• Air-control valve	21419	6.5
• Clem-Cool air conditioner	21420	8
• Climate-control tube	21421	8

Apollo 20 HP with 50 ft x 3/8 respirator hose:

• Constant-flow connector	27820	6.5
• Air-control valve	27821	6.5
• Clem-Cool air conditioner	27822	8
• Climate-control tube	27823	8

Apollo 20 HP with 50 ft x 3/8 respirator hose and CPF-20 Filter:

• Constant-flow connector	27824	6.5
• Air-control valve	27825	6.5
• Clem-Cool air conditioner	27826	8
• Climate-control tube	27827	8



Description Stock# Wt.

(-) Noise-reduction muffs (21 dB) for use w/ web susp.	23886	<.5
(-) Conversion kit Apollo 20 HP to 20 LP	22680	11
(-) Do-rag, Clemco	23814	<.5
1. Constant-flow connector, HP, (alternate), w/o belt	21415	1
2. Belt, 2" web with buckle	04430	<.5
3. Respirator hose, 3/8" x 25 ft. (alternate), includes items 6 and 7	04397	1.5
4. Respirator hose, 3/8" x 50 ft. (alternate), includes items 6 and 7	04415	6
5. Respirator hose, 3/8" x 100 ft. (alternate), includes items 6 and 7	04398	12
6. Adaptor, 3/8" hose to 3/8" pipe	00022	<.5
7. Union, 3/8" hose to 3/8" hose	01020	<.5
8. Quick disconnect coupler	00025	<.5
9. Adaptor, 3/8" hose to 1/4" pipe	01019	<.5
10. Gasket, molded window	99996	<.5
11. Inner lens, 5-pk	21409	<.5
12. Middle lens, 5-pk	21410	<.5
13. Cover lens, 25-pk	21411	<.5
14. Gasket, lens frame	21041	<.5
15. Lens frame	20976	<.5
16. O-ring	22815	<.5
17. Chin strap, adjustable	04460	<.5
18. Chin strap holder (2 req.)	21696	<.5
19. Screw, 8-32 x 1/2", pan head (2 req.)	21119	<.5
20. Latch, lens frame, rubber	21298	<.5
21. Cape attachment strap	10534	.5
22. Cape with inner collar	21301	1
23. Breathing tube	22811	1
24. Partition, air baffle	21118	<.5
25. Button rubber latch	21040	<.5
26. Nut, lens frame	90041	<.5
27. Screw, lens frame	90295	<.5
28. Screw, 8-32 x 1/2"	21402	<.5
29. Screw, 8-32 x 1"	21403	<.5
30. DLX padded suspension kit includes items 31 thru 35	25215	<.5
31. DLX pad, top	25216	<.5
32. DLX suspension web	25219	<.5
33. DLX pad, middle	25182	<.5
34. DLX pad, side	25218	<.5
35. Velcro® tape, 1" wide adhesive backed, 2-ft.	24655	<.5
36. Web suspension w/sweatband (non-DLX)	10532	<.5

APPLICATION ALERT

Above respirators ARE NOT approved for use in any atmosphere immediately dangerous to life or health or from which the wearer cannot escape without the aid of the respirator. Before using any respirator, make sure that any airborne contaminants ARE NOT in concentrations that are in excess of those allowed by applicable OSHA or EPA regulations or NIOSH recommendations. Consult the product literature and owner's manuals for information concerning the proper function, use, and maintenance of these respirators.

NOTE: The occupational safety and health administration (OSHA) has assigned Apollo helmets a protection factor of 1,000 times the exposure limit for lead dust.

Description	Stock#	Wt.
-------------	--------	-----

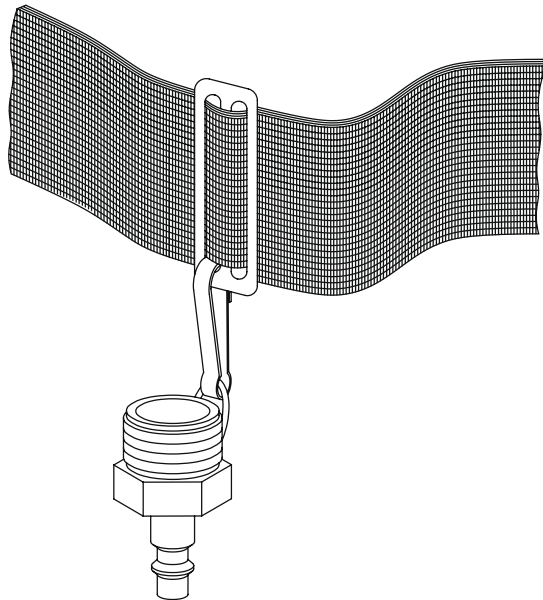
**Constant-Flow Connectors (CFC)
For LP and HP model respirators**

Constant-Flow Connector for LP models:

- without belt..... 21429 <.5
- with belt..... 21777 .5

Constant-Flow Connector for HP models:

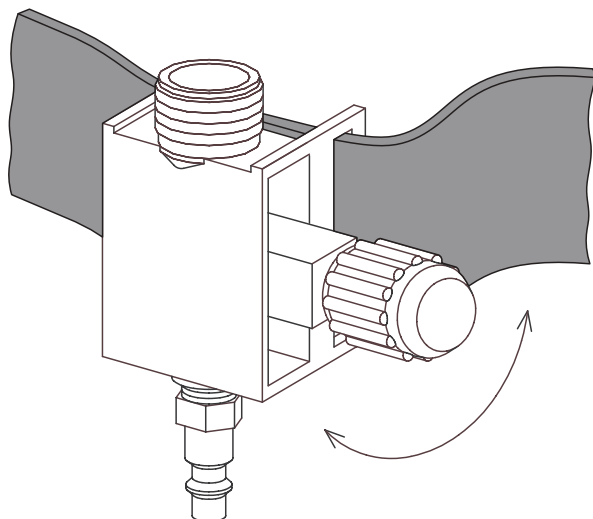
- without belt..... 21415 <.5
- with belt..... 21422 .5



**Apollo Air Control Valve (ACV)
For HP models**

Air Control Valve

- with belt..... 100024 .5
- Filter kit, for discontinued ACV 04440
air-control valve..... 04381 <.5



Description	Stock#	Wt.
-------------	--------	-----

Apollo 60/600 HP and LP Lenses

Lenses sold in packs only. Individual lens stock numbers shown for reference only.

- Outer lens - for Apollo 600 only, .015", rectangular, non-perf., 25-pk 24005 1
- Outer lens - for Apollo 600 only, .0075", perforated, 25-pk [04359] 04361 1
- Intermediate lens - for Apollo 60 & 600, .020"
 - 5-pk [04494]..... 24943 .5
 - 25-pk [04494]..... 04373 2
- Inner lens - for Apollo 60 & 600, .040"
 - 5-pk [04493]..... 04367 1

Value-pack Replacement Lenses

(Value-pack lenses do not qualify for quantity discounts.)

- Value-pack 24005 - for Apollo 600 only
Rectangular outer lens, .015", non-perforated, 35 packs of 25..... 24000 35
- Value-pack 04361 - for Apollo 600 & 60
Outer lens, .0075", perforated, 60 packs of 25 23064 60
- Value-pack 04373 Intermediate lens, .020", non-perf., with protective film on both sides
24 packs of 25 23067 48
- Value-pack 04367 Inner lens, .040"
70 packs of 5 23065 70

Apollo 20 HP & LP Lenses

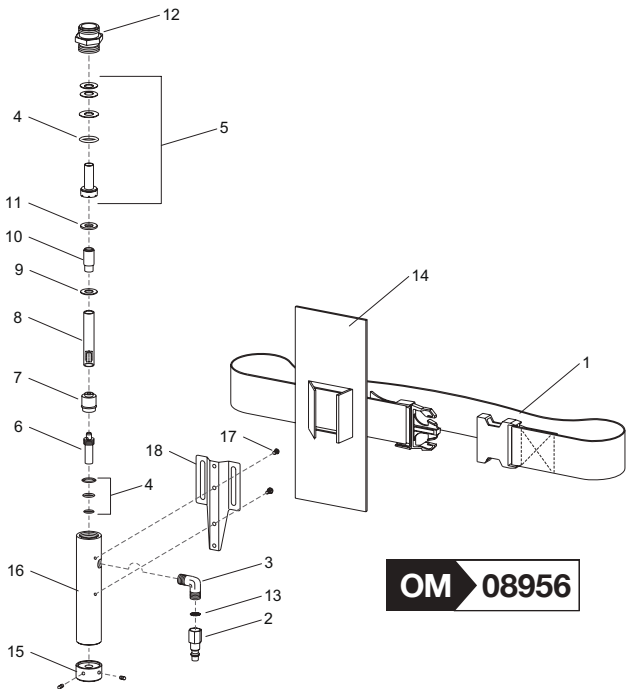
- Cover lens, 25-pk..... 21411 <.5
- Middle lens, 5-pk..... 21410 <.5
- Inner lens, 5-pk 21409 <.5

APPLICATION ALERT

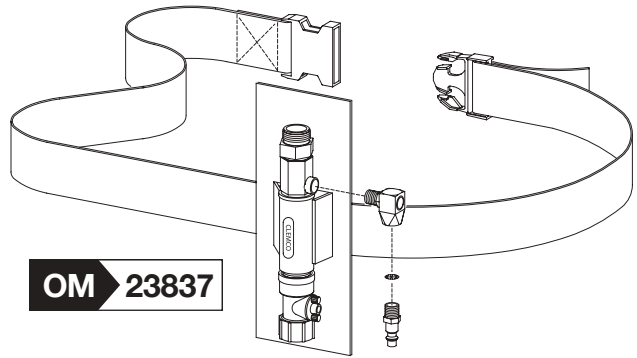
Air Control Valve and the Constant Flow Connector must be supplied with 15 cfm of grade D breathing air noted in the operations manuals. It should always be used with an air filter which removes dust, dirt particles, and oil mists from the air.

Description	Stock#	Wt.
(-) Cool-Air Tube with belt	04410	.5
1. Belt.....	04430	<.5
2. Quick disconnect.....	08449	<.5
3. Elbow, 1/4" male.....	08869	<.5
4. Seal kit (4 o-rings)*	08870	<.5
5. Cool-end venturi kit*	08871	<.5
6. Valve stem	08962	<.5
7. Valve insert	08963	<.5
8. Vortex tube assembly.....	23030	<.5
9. Spacer, narrow.....	08966	<.5
10. Tube, venturi.....	08967	<.5
11. Spacer, wide	08968	<.5
12. Helmet tube connection	08971	<.5
13. Screen.....	08973	<.5
14. Heat shield	08981	<.5
15. Knob with set screws.....	08985	<.5
16. Body.....	08961	<.5
17. Machine screw, round head 10-24 x 1/4"	08980	<.5
18. Belt clip	08974	<.5

*Both items include the cool-end venturi o-ring.



Description	Stock#	Wt.
(-) Clem-Cool Air Conditioner with belt.....	23825	1.5
1. Belt.....	04430	<.5
2. Disconnect, 1/4" NPT male	00015	<.5
3. Elbow, 1/4" NPT swivel.....	23829	<.5
4. Screen.....	08973	<.5
5. Heat shield	08981	<.5



APPLICATION ALERT

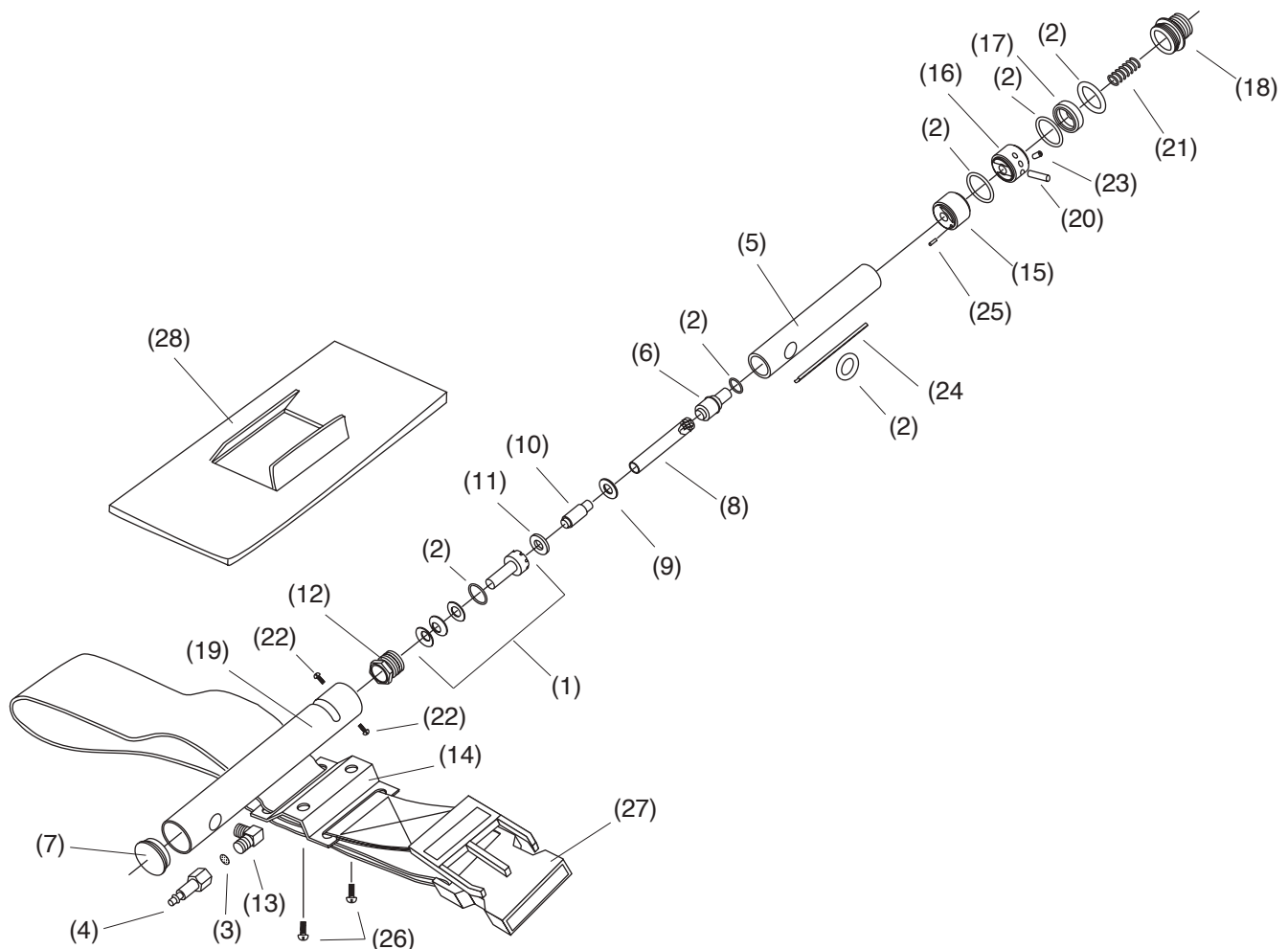
The Cool Air Tube and Clem-Cool must be supplied with 20 cfm of grade D breathing air at 90 to 100 psig. They should always be used with an air filter which removes dust, dirt particles, and oil mists from the air. Always recommend carbon monoxide (CO) monitors.

Description	Stock#	Wt.
(-) Climate-Control Tube with belt.....	04411	2
1. Cool-end venturi*	08846	<.5
2. Seal kit (includes all o-rings and seals)*	08845	<.5
*Both items include the cool-end venturi o-ring.		
3. Screen.....	08983	<.5
4. Quick disconnect.....	08449	<.5
5. Body.....	08825	<.5
6. Orifice, hot-end	08826	<.5
7. Plug	08827	<.5
8. Vortex tube assembly.....	23030	<.5
9. Spacer, narrow.....	08966	<.5
10. Venturi	08967	<.5
11. Spacer, wide	08968	<.5
12. Threaded retainer.....	08829	<.5
13. Elbow, 1/4" male.....	08869	<.5
14. Belt clip.....	08974	<.5
15. Lower valve plate	08830	<.5
16. Upper valve plate	08831	<.5
17. Support washer.....	08832	<.5
18. Outlet fitting.....	08833	<.5
19. Body housing.....	08834	<.5

Description	Stock#	Wt.
20. Control lever	08835	<.5
21. Spring.....	08844	<.5
22. Machine screw, 6-32 x 1/4"	03870	<.5
23. Set screw, 1/4- NC x 1/2"	03072	<.5
24. Spacer.....	08836	<.5
25. Pin, valve plate.....	08838	<.5
26. Machine screw, 10-24 x 1/2"	03886	<.5
27. Belt.....	04430	<.5
28. Heat shield	08981	<.5

APPLICATION ALERT

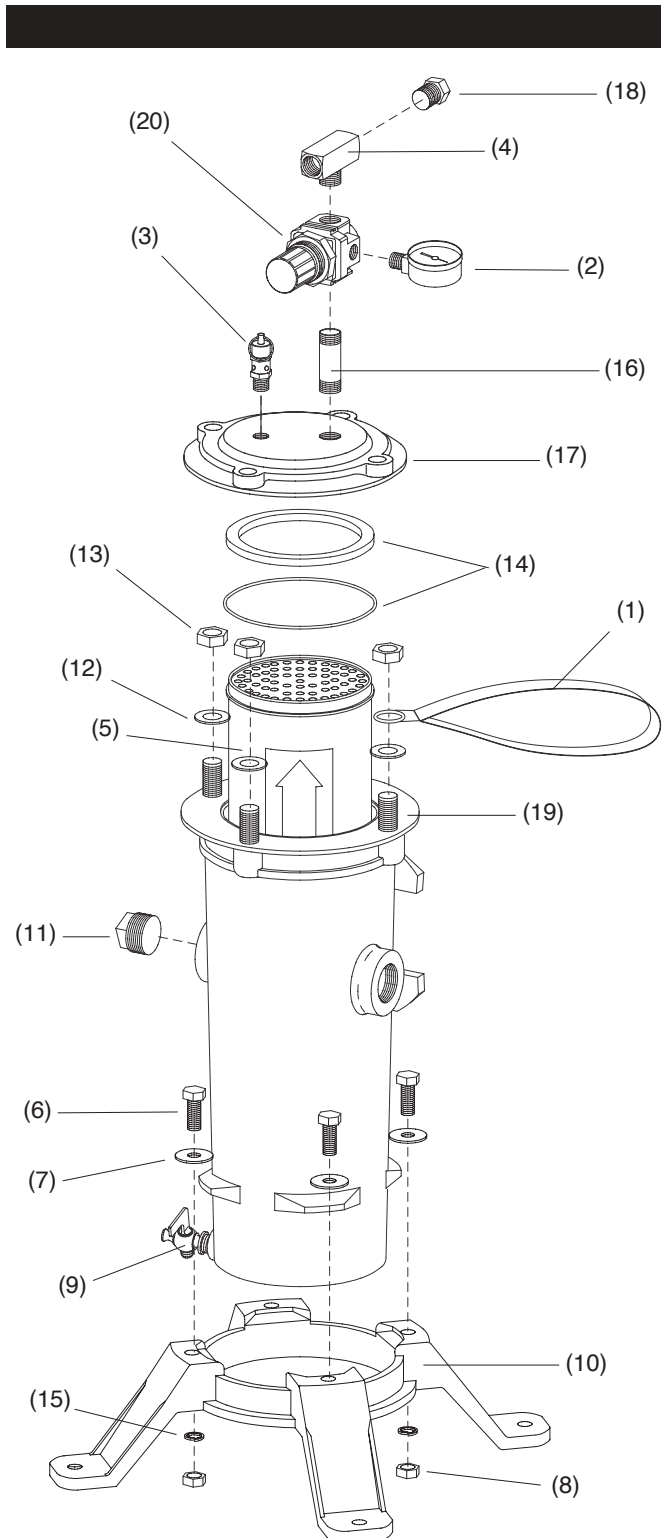
The Climate Control Tube must be supplied with 20 cfm of grade D breathing air at 85 to 95 psig. It should always be used with an air filter which removes dust, dirt particles, and oil mists from the air. (Do not exceed 125 psig or 140-degree Fahrenheit temperature.) Always recommend carbon monoxide (CO) monitors.



Description	Stock#	Wt.
Breathing-air filter for one or two operators.		
CPF-20 Breathing Air Filter		
• with regulator	03578	18.5
• with regulator, less base bracket	22540	17.5
CPF-20 Breathing Air Filter		
• without regulator	03577	19
1. Handle strap.....	03623	<.5
2. Pressure gauge.....	00024	.5
3. Pressure relief valve.....	01909	<.5
4. Tee, 3/8" NPT, male branch	22843	<.5
5. Filter cartridge.....	03547	4
6. 3/8 " NC x 1" hex head cap screw	03252	<.5
7. Washer, 3/8" ID x 1-1/4" OD.....	03310	<.5
8. 3/8 -NC hex nut.....	03311	<.5
9. 1/4" petcock.....	01993	<.5
10. Base bracket	03557	1
11. Pipe plug, 1" NPT.....	03532	<.5
12. 1/2" SAE flat washer	03515	<.5
13. 1/2 -NC hex nut.....	03511	<.5
14. Gasket and o-ring kit.....	08942	<.5
15. 3/8" dia. lock washer	03318	<.5
16. Nipple, 3/8" NPT x 2", brass	03720	<.5
17. Air filter cap	03584	2
18. Plug, 3/8" NPT, brass	03536	<.5
19. Stud, filter cap.....	03545	<.5
20. Pressure regulator	03594	1
(-) Regulator kit includes 22843, 03720, 03536, and 03594.....	03582	1.5

APPLICATION ALERT

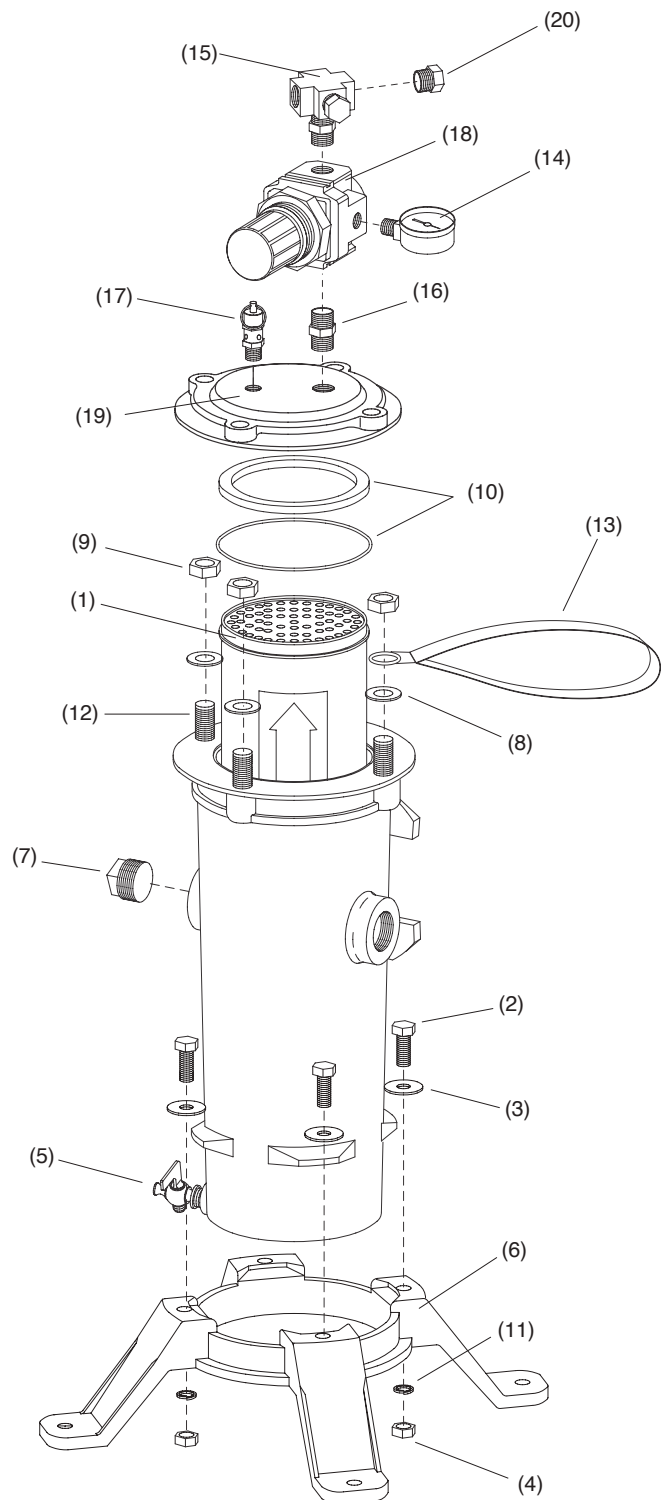
CPF breathing air filters do not remove carbon monoxide (CO). Always recommend carbon monoxide monitors to your customers.



Description	Stock#	Wt.
Breathing-air filter for up to four operators.		
CPF-80 Breathing Air Filter		
• with regulator	03527	20
Pressure regulator conversion kit		
includes 03623, 22941, 22939, and 03584 (converts old-style CPF-80 cap to new style).....	23477	4
1. Cartridge, CPF filter.....	03547	4
2. Cap screw, 3/8-NC x 1" hex head.....	03252	<.5
3. Washer, 11/4" OD.....	03310	<.5
4. Nut, 3/8-NC	03311	<.5
5. Petcock, 1/4"	01993	<.5
6. Base bracket	03557	1
7. Plug, 1" NPT	03532	<.5
8. Washer, 1/2" SAE flat.....	03515	<.5
9. Nut, 1/2-NC.....	03511	<.5
10. Gasket and O-ring kit	08942	<.5
11. Washer, 3/8" lock	03318	<.5
12. Stud, 1/2-NC x 2".....	03545	<.5
13. Handle strap.....	03623	<.5
14. Pressure gauge.....	00024	.5
15. Cross manifold, 3/8" NPT	22941	<.5
16. Nipple, 3/8" NPT hex.....	03596	<.5
17. Relief valve, 1/4" NPT	01909	<.5
18. Pressure regulator, 3/8" NPT large body	22939	1
19. Cap, CPF filter	03584	2
20. Plug, 3/8" NPT brass	03536	<.5

APPLICATION ALERT

CPF breathing air filters do not remove carbon monoxide (CO). Always recommend carbon monoxide monitors to your customers.



Description	Web	DLX	Wt.
-------------	-----	-----	-----

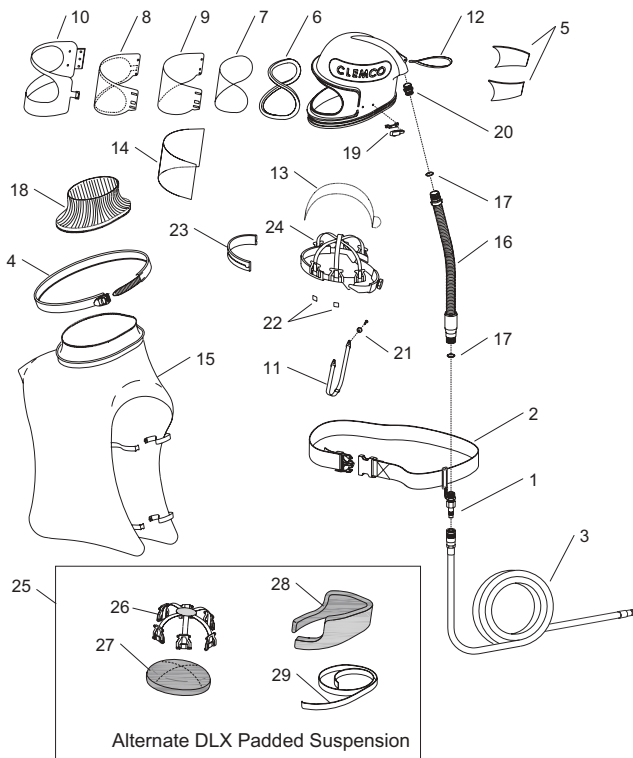
NOTE: For use with ambient air pump.

Apollo 600 LP less respirator hose with:

- Constant-flow connector 24010 25195 7.5

Apollo 600 LP with 50 ft respirator hose and:

- Constant-flow connector 24011 25210 14



Description	Stock#	Wt.
-------------	--------	-----

- (-) Do-rag, Clemco 23814 <.5
- (-) Conversion Kit Apollo 600 LP to HP 22080 <15
- 1. Constant-flow connector w/o belt 21429 <.5
- 2. Belt assembly, 2" 04430 <.5
- 3. Respirator hose,
 - 1/2" x 50' [alternate] 22510 10
 - 1/2" x 100' [alternate] 21413 20
- 4. Cape attachment band 23801 <.5
- 5. Acoustical foam kit, sides 04369 <.5
- 6. Gasket, window 23819 <.5
- 7. Inner lens, .040", (5-pk) 04367 1
- 8. Outer lens, .0075", perforated (25-pk) 04361 1
- 9. Intermediate lens, .020",
 - (5-pk) 24943 .5
 - (25-pk) 04373 2
- 10. Window frame assembly 24012 1
- 11. Chin strap 04460 <.5
- 12. Handle strap 03623 <.5
- 13. Partition, air baffle 23811 <.5
- 14. Rectangular outer lens, .015", non-perf., pks of 25, optional 24005 1
- 15. Cape, silver-grey, with red inner collar 23818 2
- 16. Breathing tube w/swivel ends 22811 1
- 17. O-ring, 11/16" ID x 7/8" OD, 2 required 22815 <.5
- 18. Inner collar 08740 <.5
- 19. Window latch kit, incl: base and screws 24006 1
- 20. Inlet fitting 23804 <.5
- 21. Chin strap holder kit w/fasteners 24008 1
- 22. Metal clips (4-pk) not shown 24773 1
- 23. Sweatband, used with item 24 23817 5
- 24. Web suspension with sweatband (non-DLX) 23802 .5
- 25. DLX padded suspension kit includes items 13 and 26 thru 30 25189
- 26. DLX pad, top 25181
- 27. DLX suspension web 25184
- 28. DLX pad, middle 25182
- 29. DLX pad, side
 - black/grey fits most heads 25183
 - black/blue fits smaller heads 25187
- 30. Velcro® tape, 1" wide adhesive backed, 3-ft. 24656

NOTE: The occupational safety and health administration (OSHA) has assigned Apollo helmets a protection factor of 1,000 times the exposure limit for lead dust.

APPLICATION ALERT

Above respirators ARE NOT approved for use in any atmosphere immediately dangerous to life or health or from which the wearer cannot escape without the aid of the respirator. Before using any respirator, make sure that any airborne contaminants ARE NOT in concentrations that are in excess of those allowed by applicable OSHA or EPA regulations or NIOSH recommendations. Consult the product literature and owner's manuals for information concerning the proper function, use and maintenance of these respirators. Always recommend carbon monoxide (CO) monitors.

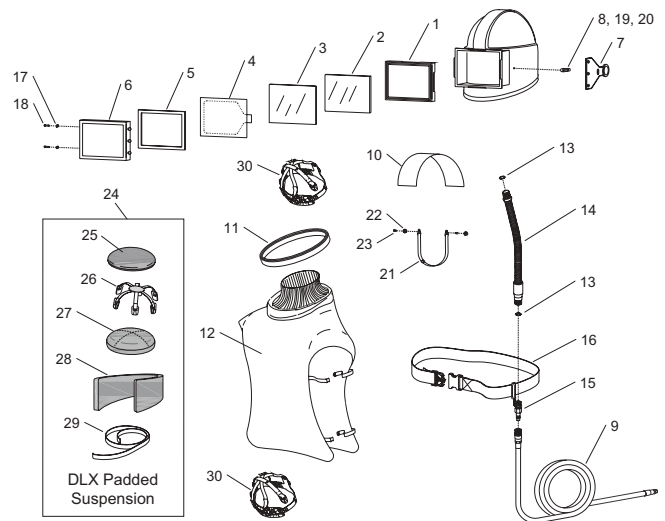
Description **Stock#** **Wt.**

NOTE: For use with ambient air pump.

All Apollo 20s come with DLX and web suspensions; DLX suspension installed.

- Apollo 20 LP DLX with constant-flow connector, less respirator hose.....21299 6.5
- Apollo 20 LP DLX with constant-flow connector, and 50 ft. respirator hose.....21423 6.5
- (-) Conversion kit, Apollo 20 LP to 20 HP22690 7
- (-) Noise-reduction muffs (21 dB) for use w/ web susp.....23886 <.5
- (-) Do-rag, Clemco23814 <.5
- 1. Gasket, molded window99996 <.5
- 2. Inner lens, pk of 521409 <.5
- 3. Middle lens, pk of 521410 <.5
- 4. Cover lens, pk of 2521411 <.5
- 5. Gasket, lens frame.....21041 <.5
- 6. Lens frame20976 <.5
- 7. Latch, lens frame.....21298 <.5
- 8. Button rubber latch21040 <.5
- 9. Respirator hose,
 - 1/2" x 50 ft. [alternate]22510 10
 - 1/2" x 100 ft. [alternate]21413 20
- 10. Air channel partition kit21118 <.5
- 11. Cape attachment strap.....10534 .5
- 12. Cape w/ inner collar.....21301 1
- 13. O-ring22815 <.5
- 14. Breathing tube with swivel ends.....22811 1
- 15. Constant-flow connector without belt21429 <.5
- 16. Belt04430 <.5
- 17. Nut, lens frame.....90041 <.5
- 18. Screw, lens frame.....90295 <.5
- 19. Screw, 8-32 x 1/2"21402 <.5
- 20. Screw, 8-32 x 1"21403 <.5
- 21. Chin strap04460 <.5
- 22. Chin strap holder21696 <.5
- 23. Screw 8-32 x 1/2", pan head.....21119 <.5
- 24. DLX padded suspension kit, includes items 25-2925215 <.5
- 25. DLX pad, top25216 <.5
- 26. DLX suspension web.....25219 <.5
- 27. DLX pad, middle.....25182 <.5
- 28. DLX pad, side.....25218 <.5
- 29. Velcro® tape, 1" wide adhesive backed, 2-ft24655 <.5
- 30. Web suspension w/sweatband (non-DLX).....10532 <.5

NOTE: The occupational safety and health administration (OSHA) has assigned Apollo helmets a protection factor of 1,000 times the exposure limit for lead dust.



APPLICATION ALERT

Above respirators ARE NOT approved for use in any atmosphere immediately dangerous to life or health or from which the wearer cannot escape without the aid of the respirator. Before using any respirator, make sure that any airborne contaminants ARE NOT in concentrations that are in excess of those allowed by applicable OSHA or EPA regulations or NIOSH recommendations. Consult the product literature and owner's manuals for information concerning the proper function, use and maintenance of these respirators. Always recommend carbon monoxide (CO) monitors.

Description **Stock#** **Wt.**

CALIPSO Ambient Air Pump with TEFC Motor 25908 73

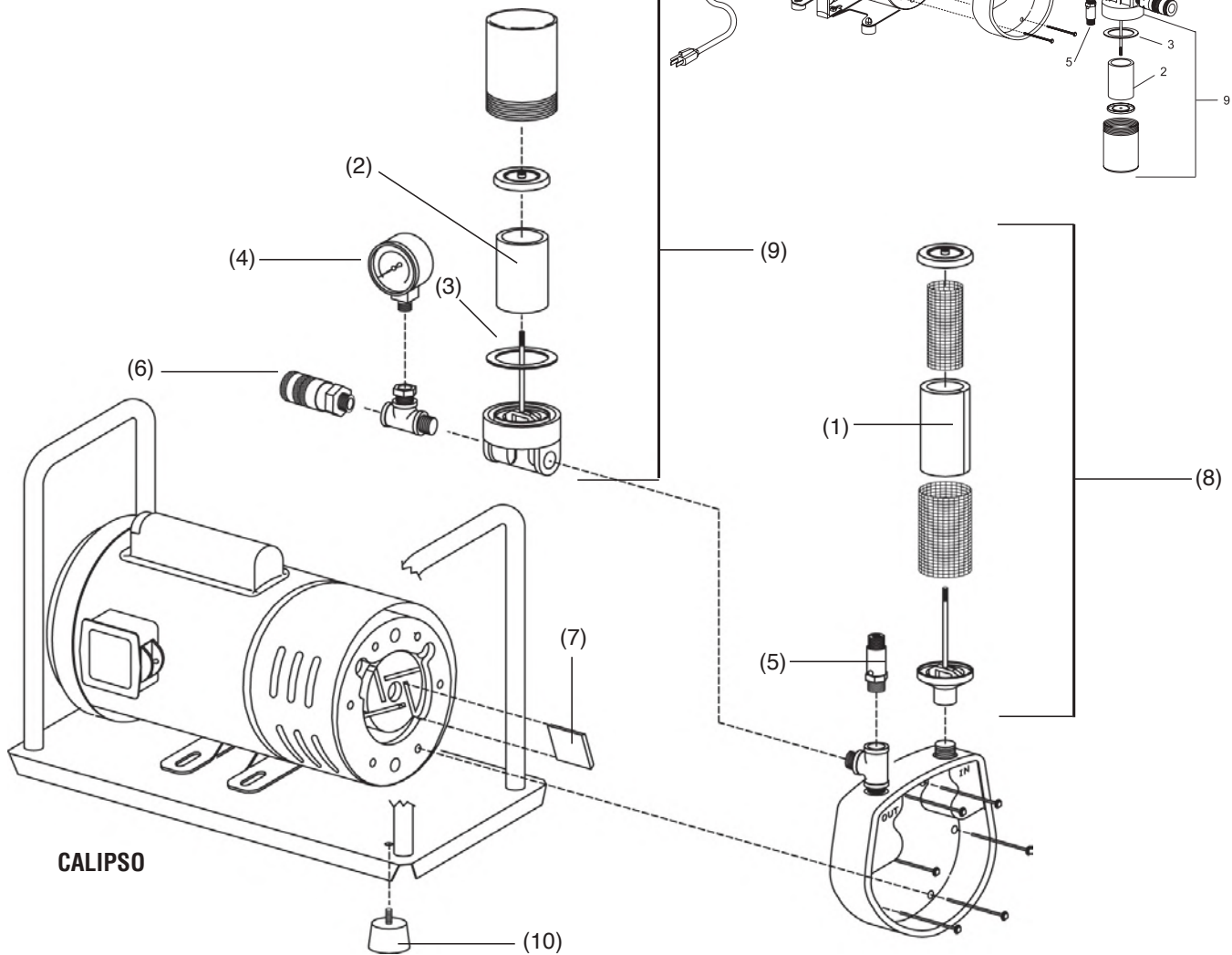
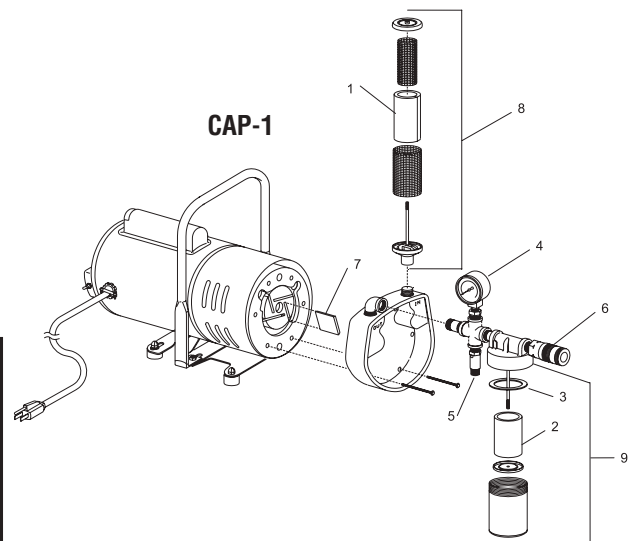
CALIPSO/CAP-1 Replacement Parts

1. Filter media, inlet.....	21830	<.5
2. Filter cartridge, outlet.....	15030	<.5
3. Gasket, outlet filter bowl	21831	<.5
4. Gauge, 1/4" pressure, 0 - 30 psi	21832	<.5
5. Relief valve.....	21833	<.5
6. Disconnect, 3/8"	21834	<.5
7. Vanes, set of 4	21835	<.5
8. Inlet filter assembly.....	21836	<.5
9. Outlet filter assembly	24204	1
10. Foot, rubber, each.....	25903	<.5

Optional Accessories

• Hose kit remote air intake,	21837	15
• Hose extension intake, 50 ft.....	21838	15
• Intake kit, elevated	21839	5

CAP-1



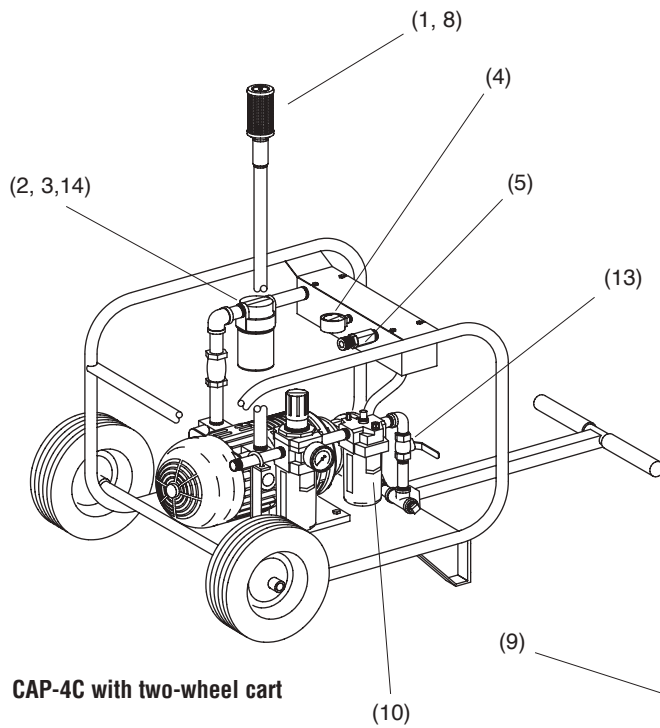
Description	Stock#	Wt.
Ambient Air Pump		
(-) CAP-4C with wheels	22384	214
(-) CAP-4 with frame	22530	206
1. Filter media, inlet filter	21830	<.5
2. Filter cartridge, outlet filter.....	15030	<.5
3. Gasket, outlet filter bowl	21831	<.5
4. Gauge, 1/4" pressure, 0 - 30 psi.....	21832	<.5
5. Relief valve.....	22434	<.5
6. Disconnect, 3/8" open type	21834	.5
7 Disconnect, 1/2" closed type.....	22438	.5
8. Inlet filter assembly	22452	<.5
9. Filter/regulator, 1/2".....	05530	3
10. Lubricator, 1/2"	05531	1
11. Element, exhaust muffler	05065	<.5

Description	Stock#	Wt.
12. Petcock, drain.....	01993	<.5
13. Flow valve, 1/2" ball w/handle	01241	.5
14. Outlet filter less element	22433	1
(-) Service kit, pump	25444	15
(-) Service kit, motor	25445	15

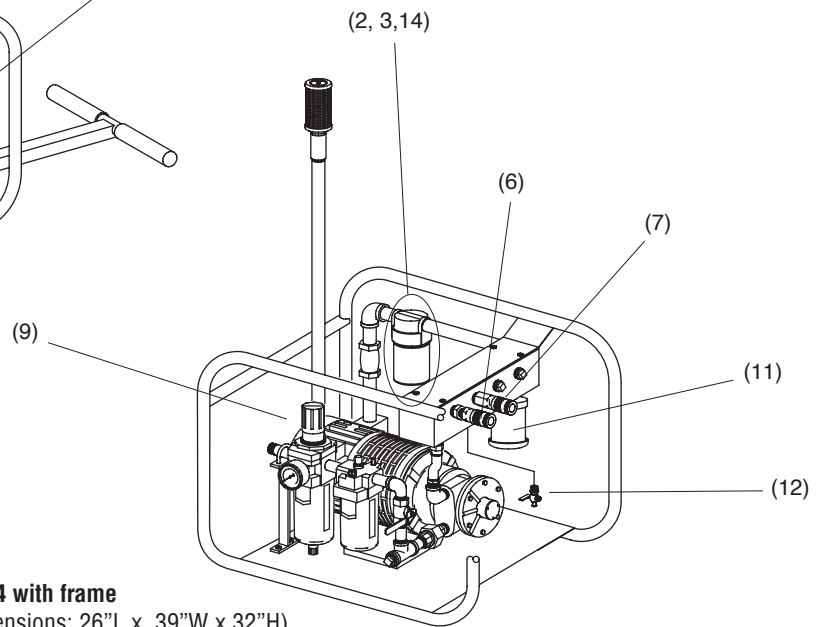
Optional Accessories

(-) Remote air intake kit, with hardware and 50 ft. hose.....	21837	15
(-) Remote air intake extension kit, 50 ft.hose, (300 ft. Max.).....	21838	15

NOTE: CAP-4 air-driven oil-less pump supplies air to 4 type-CE LP respirators or 6 half/full mask respirators.

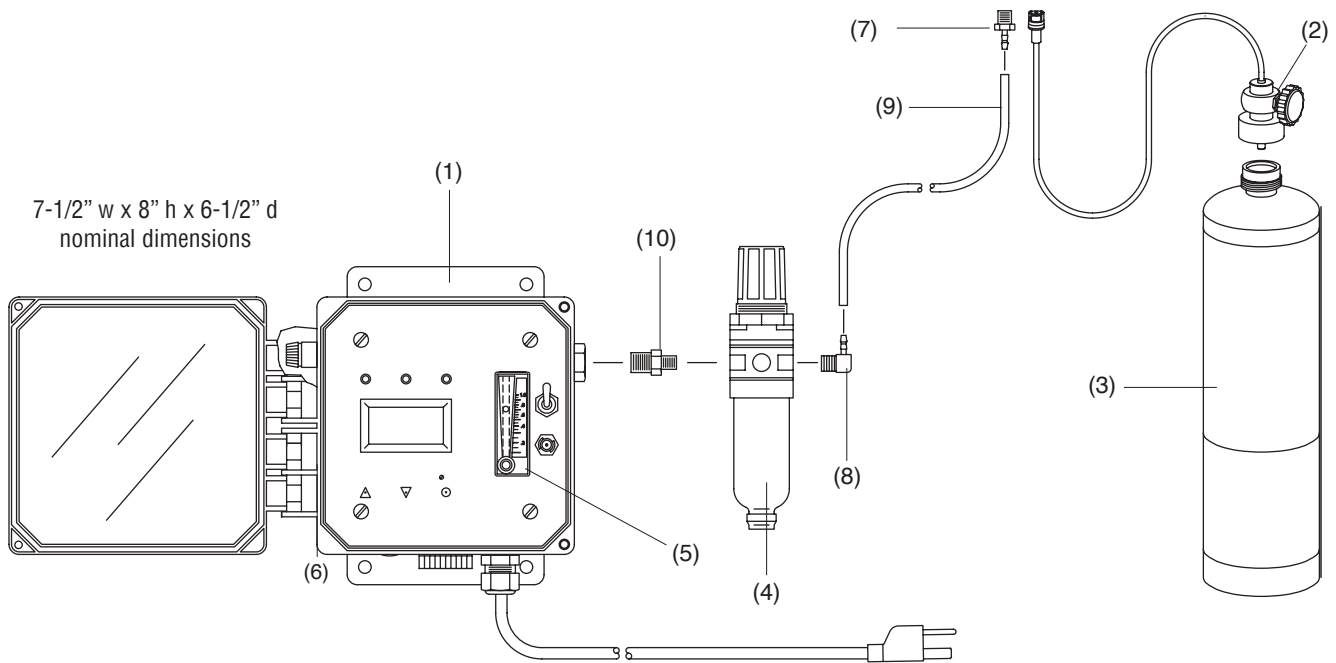


CAP-4 with frame
(Dimensions: 26"L x 39"W x 32"H)



Description	Stock#	Wt.
CMS-1 CO Monitor Fixed installation industrial model		
Note: CMS-1 is dual voltage (115 and 220); 220 VAC requires special plug (not supplied).		
(-) CMS-1 CO monitor package, includes: monitor, calibration connector, and 10 PPM gas (produces 98 dB at 1ft).....	23017	8.5
1. CMS-1 CO monitor: Includes: monitor & items 4 to 10	23012	6.5
2. Calibration connector assembly	23011	<.5
3. Test gas, 10 ppm	22865	1.5
- Test gas, impurity free	11132	1

Description	Stock#	Wt.
4. Regulator/Filter	23013	1
5. Flowmeter	21376	<.5
6. Horn w/ wire, 12-Volt DC	22922	<.5
7. Adaptor, straight, 1/8" NPT x 1/8" barb	11732	<.5
8. Adaptor, elbow, 1/8" NPT x 1/8" barb	11733	<.5
9. Tubing, urethane, per foot.....	12475	<.5
10. Reducer, 1/4" x 1/8"	02026	<.5
(-) Sensor (not shown)	23015	<.5
(-) Filter element (not shown)	23014	<.5
(-) Remote alarm kit includes: alarm, stand, wiring connector, light and 50 ft. cord, (produces 100 dB at 3 ft.).....	22909	5
(-) Cable, remote alarm extension, 50 ft.....	22910	2



NOTE: Factory calibrated to alarm at 10 ppm. If other alarm threshold is required per local regulations, contact Customer Service.

Description	Stock#	Wt.
-------------	--------	-----

CMS-2 CO Monitor Portable Contractor Model

Note: CMS-2 is dual voltage (115 and 220); 220 VAC requires special plug (not supplied).

CMS-2 CO monitor package includes:
monitor, calibration connector, and 10 ppm test gas (98 dB at 1 ft.)

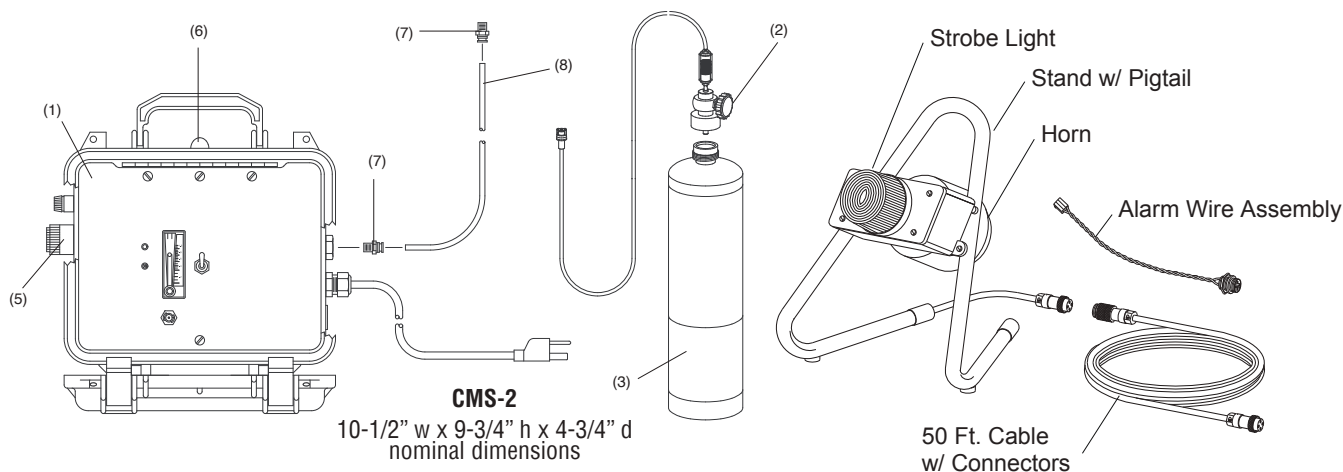
Electrical Specifications:

• 115/220V AC	22894	9
• 12V DC	25024	9
1. CMS-2 CO monitor (instrument only)		
– 115/220V AC	22892	7
– 12V DC	25072	7
2. Calibration connector assembly.....	22893	<.5

Description	Stock#	Wt.
-------------	--------	-----

3. Test gas, 10 ppm	22865	1.5
– Test gas, impurity free	11132	1
4. Flowmeter	21376	<.5
5. Horn, with wire, 12V DC	22922	<.5
6. Alarm light, exterior with wire.....	22923	<.5
7. Fitting, 1/4" OD quick fit	22924	<.5
8. Tubing, urethane, per foot	12475	<.5
(-) Sensor (not shown).....	22919	<.5
(-) Regulator/filter (not shown)	22920	<.5
(-) Filter element (not shown).....	22921	<.5
(-) Remote alarm kit includes: alarm, stand, wiring connector, light and 50 ft. cord, (produces 100 dB at 3 ft.)	22909	5

NOTE: Factory calibrated to alarm at 10ppm. If other alarm threshold is required per local regulations, contact Customer Service.



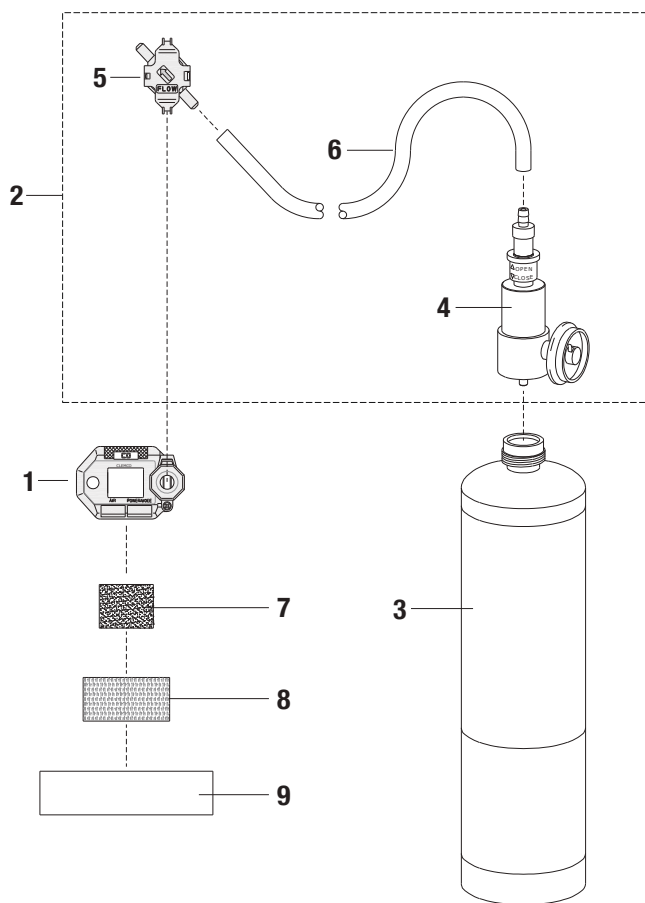
Description	Stock#	Wt.
-------------	--------	-----

**CMS-4 CO Monitor: Single-Operator
Respirator-Mounted Model**

Replacement Parts

(-) CMS-4 CO Monitor Package

Includes items shown with asterisk (*).....	29765	4
1. CMS-4 CO Instrument only*	29766	1
2. Calibration kit*	29767	<.5
3. Test gas, • 25 ppm CO*	25573	1.5
• Impurity free	11132	1.5
4. Calibration connector with 0.5 LPM fixed-flow slide valve	25572	<.5
5. Calibration cup	29764	<.5
6. Tubing, 3/16" ID, 2' required	13074	<.5
7. Velcro® tape, loop side* Included with kit 29870, shown in Figure 34		
8. Velcro® tape, hook side* Included with kit 29870, shown in Figure 34		
9. Mounting strip assembly* Used with Apollo 60 and 600 only Included with kit 29870, shown in Figure 34		



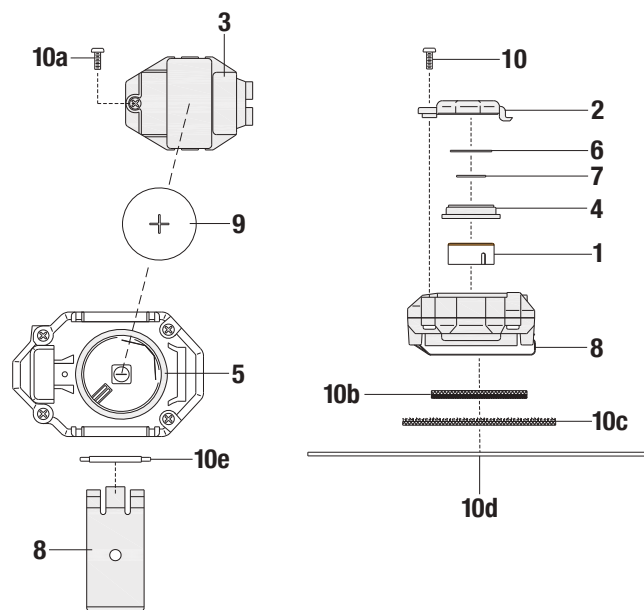
Description	Stock#	Wt.
-------------	--------	-----

Monitor Replacement Parts

1. Sensor, CMS-4*	29768	<.5
2. Retainer, sensor	29769	<.5
3. Retainer, battery	29770	<.5
4. Gasket, sensor	29771	<.5
5. Gasket, battery retainer	29772	<.5
6. Filter, hydrophobic, each*	29868	<.5
7. Filter, charcoal, pack of 5*	25564	<.5
8. Mounting clip	29869	<.5
9. Battery, 3V lithium coin or purchase model CR2450 locally	24619	<.5
10. Service kit, includes items 10a thru 10e	29870	<.5
• 10a Screw set (2), sensor and battery retainers		
• 10b Velcro® tape, loop side, 1" x 1.25"		
• 10c Velcro® tape, hook side, 1" x 2" (qty. of 2)		
• 10d Mounting strip, transparent (qty. of 2)		
• 10e Spring pin (qty. of 2)		

*Make sure a new hydrophobic filter (Item 6) and charcoal filter (Item 7) are available so they can be replaced when changing the sensor (Item 1).

NOTE: There are no serviceable parts within the CMS-4 case. Do not remove the four screws holding the upper and lower case together or try to separate the case.



OPERATOR CLOTHING and SAFETY ACCESSORIES

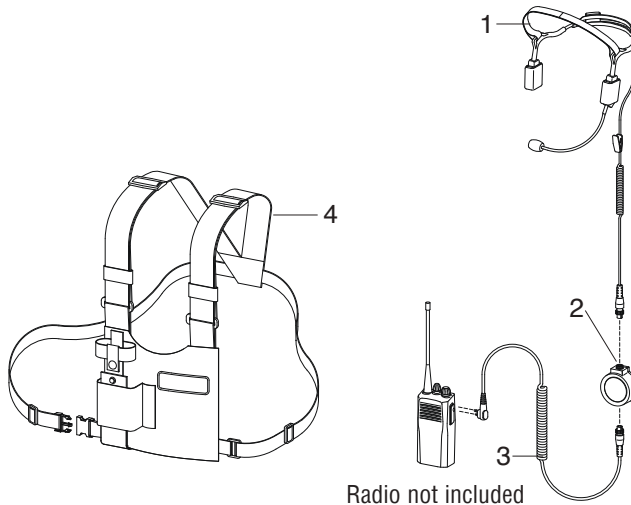
Description	Stock#	Wt.
Comfort Vest		
OM 24948		
• Comfort vest only	24854	1.5
• Comfort vest with Clem-Cool (for cooling only)	25266	3
• Comfort vest with Climate-Control Tube (for cooling and warming)	24856	3.5
• CV connection kit; Includes 50 ft hose 04415, and fittings 01019 and 00025	24989	7
• CV service kit	24858	.5
• Clemco Do-Rag One size fits all	23814	<.5
Heavy-Duty Blast Suits (Leather front, cotton back)		
• Blast suit (S)	08920	4
• Blast suit (M)	08921	4
• Blast suit (L)	08922	4
• Blast suit (XL)	08923	5
• Blast suit (2XL)	24201	6
• Blast suit (3XL)	24202	6
Lightweight Seasonal Blast Suits (Nylon front, cotton back)		
• Blast suit (S)	22913	2
• Blast suit (M)	22914	2
• Blast suit (L)	22915	2.5
• Blast suit (XL)	22916	3
• Blast suit (2XL)	22917	3.5
• Blast suit (3XL)	25022	4
• Blast suit (4XL)	24689	4.5
Leather Gloves		
Leather gloves	02243	1
Hearing Protection		
Ear muffs, low profile, for use with Apollo 20, 60 and 600 helmets with web suspension installed (fits most), noise-reduction rating 21 dB, CSA Class B	23886	<.5

Description	Stock#	Wt.
Apollo 60/600 HP and LP Lenses		
Lenses sold in packs only. Individual lens stock numbers shown for reference only.		
• Outer lens - for Apollo 600 only, .015", rectangular, non-perf., 25-pk	24005	1
• Outer lens - for Apollo 60 & 600, .0075", perforated, 25-pk [04359]	04361	1
• Intermediate lens - for Apollo 60 & 600, .020" - 5-pk [04494]	24943	.5
• Intermediate lens - for Apollo 60 & 600, .020" - 25-pk [04494]	04373	2
• Inner lens - for Apollo 60 & 600, .040" 5-pk [04493]	04367	1
Value-pack Replacement Lenses (Value-pack lenses do not qualify for quantity discounts.)		
• Value-pack 24005 - for Apollo 600 only Rectangular outer lens, .015", non-perforated, 35 packs of 25	24000	35
• Value-pack 04361 - for Apollo 600 & 60 Outer lens, .0075", perforated, 60 packs of 25	23064	60
• Value-pack 04373 Intermediate lens, .020", non-perf., with protective film on both sides 24 packs of 25	23067	48
• Value-pack 04367 Inner lens, .040" 70 packs of 5	23065	70
Apollo 20 HP & LP Lenses		
Cover lens, 25-pk	21411	<.5
Middle lens, 5-pk	21410	<.5
Inner lens, 5-pk	21409	<.5

Description	Stock#	Wt.
-------------	--------	-----

Apollo wicomm 2 Wireless Communication System

(-) Apollo WiComm 2 System	29041	
1. Headset, Bone Induction	29044	
2. Switch, Push to Talk	29045	
3. Cable Harn., PTT to Radio	29247	
4. Holster, WiComm.....	24996	



Section 11

Specialty Blast Equipment

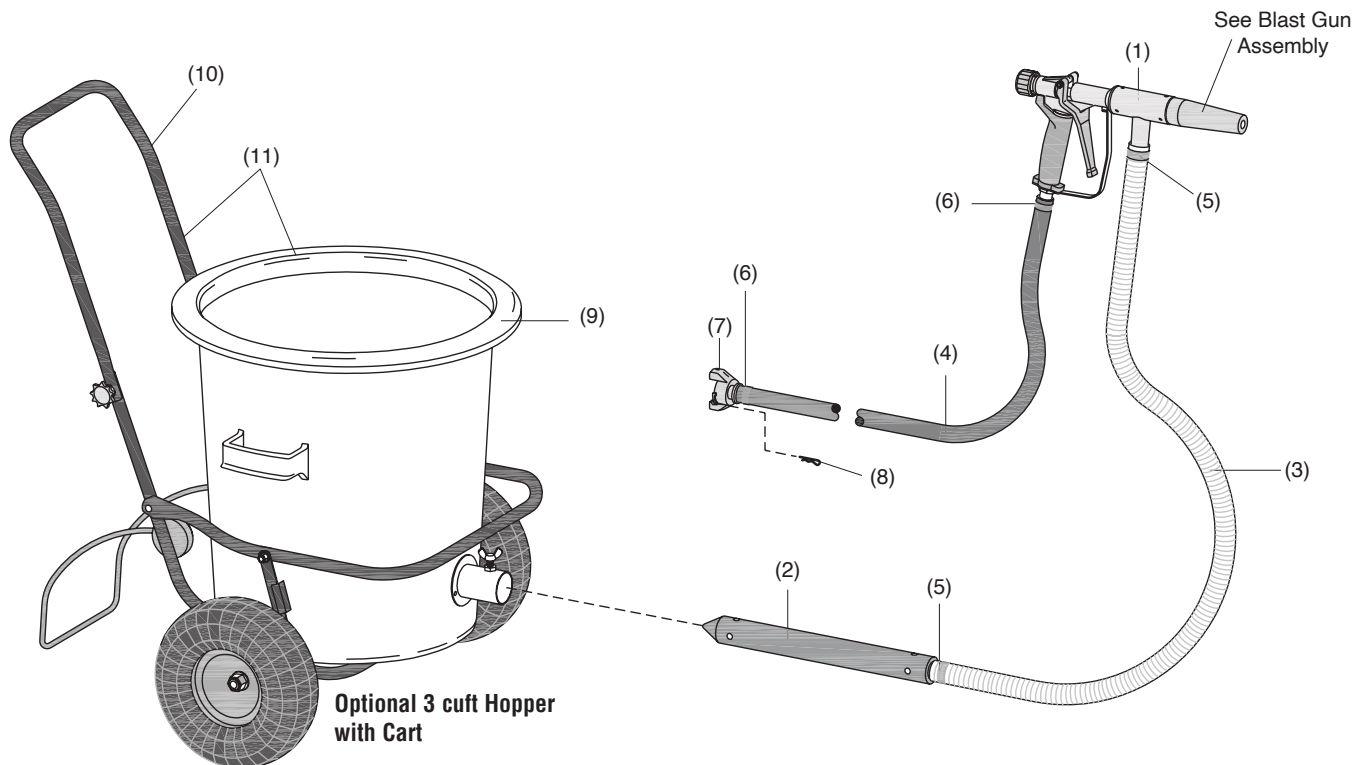
———— **CLEMCO[®]** ————

POWER GUN

Description	Stock#	Wt.
Power Gun Suction-type abrasive blasting tool		
(-) Power gun assembly with hopper and cart		
• with 16-ft air & material hose	99860	50
• with 30-ft air & material hose	24687	
(-) Power gun without hopper and cart		
• with 16-ft air & material hose	90253	15
• with 30-ft air & material hose	24688	20
1. Blast gun assembly	100477	5.5
2. Lance	90214	7
3. Hose, material, bulk, specify feet req'd.....	24778	3
4. Hose, air, bulk, specify feet req'd	24779	<.5
(-) Hose assembly, air, cpld, 1/2" x 16'.....	28177	<.5
(-) Hose assembly, air, cpld, 1/2" x 30'.....	28178	<.5
5. Clamp, material hose.....	24780	<.5
6. Clamp, air hose	28018	<.5
7. Coupling, air hose	00595	1
8. Lock pin, pk of 25.....	11203	<.5
9. Hopper & lid	25589	20
10. Cart assembly.....	25591	15
11. Hopper and cart assy.....	99899	35

Description	Stock#	Wt.
Power Gun H20		
Includes blast gun, suction lance, and trigger assembly.		
With Hopper and Cart		
• With 16 ft each of air, water, and media hose	29335	
• With 30 ft each of air, water, and media hose	29337	
Without Hopper and Cart		
• With 16 ft each of air, water, and media hose	29249	
• With 30 ft each of air, water, and media hose	29336	

OM 24189 Power Gun Suction Abrasive Blast Tool



Description Stock# Wt.

Blast Gun Assembly

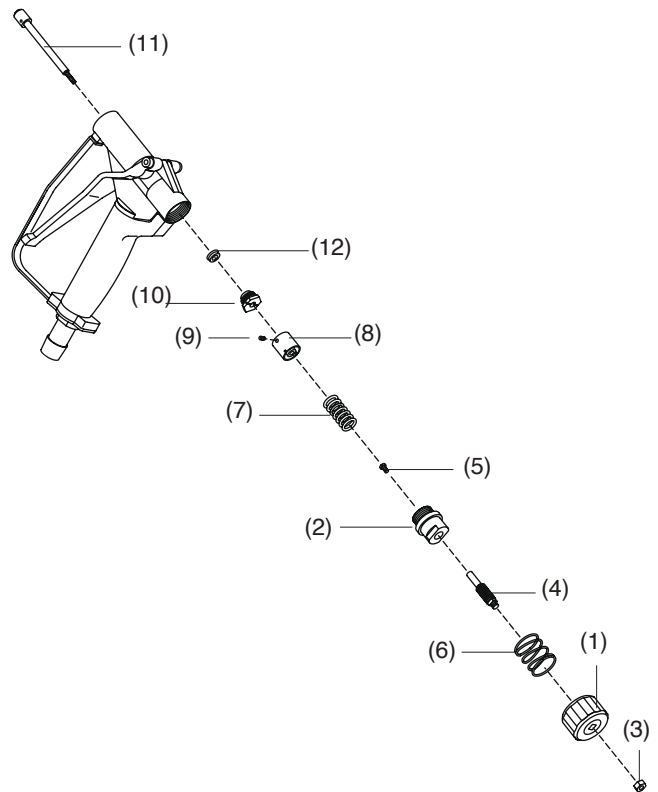
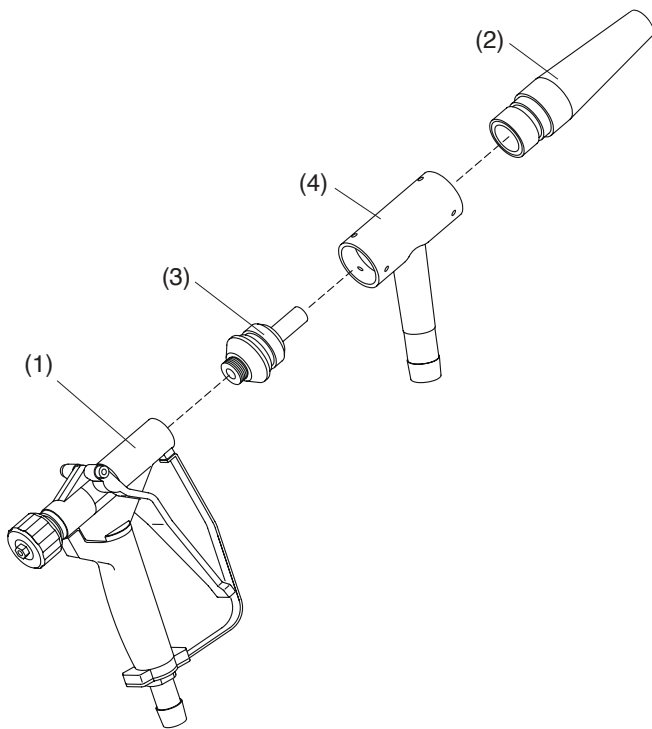
(-) Blast gun assembly (items 1 - 4)	100477	5.5
1. Grip and trigger assembly	27532	2.5
2. Nozzle	90209	1.5
3. Air jet	90213	.5
4. Mixing chamber	90366	1

Description Stock# Wt.

Grip and Trigger Assembly

(-) Service Kit: Grip and trigger assembly (items 1 - 12)	90208	2.5
1. Knob, control	90584	<.5
2. Bushing, knob stem	90585	<.5
3. Nut, control knob retaining	90586	<.5
4. Stem, control knob	90587	<.5
5. Screw, stem stop	90588	<.5
6. Spring, control knob	90589	<.5
7. Spring, return	90590	<.5
8. Guide, rod	90591	<.5
9. Setscrew, rod guide	90592	<.5
10. Plug, rod and seal	90593	<.5
11. Rod and tip assembly	90594	<.5
12. Seal, rod	90595	<.5

OM 24189 Power Gun Suction Abrasive Blast Tool

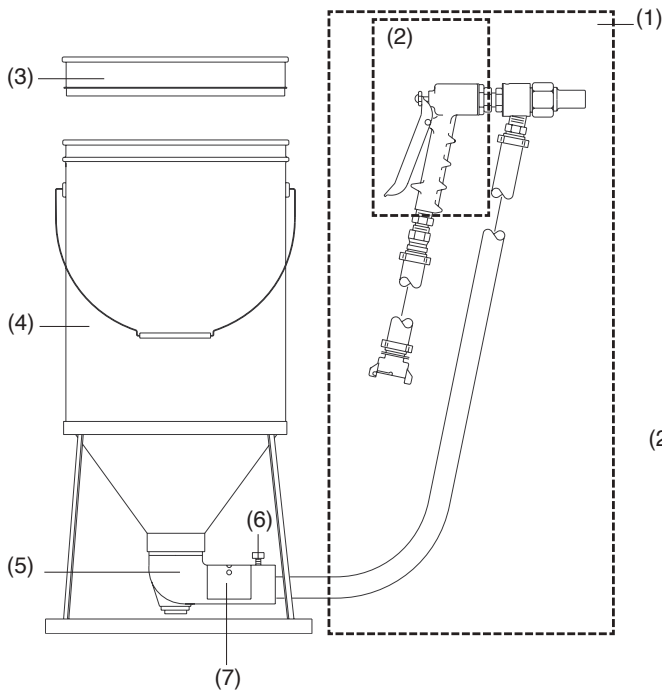


SUCTION GUN

Description	Stock#	Wt.
(-) Suction Gun (SG-300) includes: light-duty, portable hopper, with 10 ft. air hose, 10 ft. material hose, screen, 5/16" tungsten nozzle and 1/8" jet.....	02641	18
(-) Suction Gun Assembly		
less hopper and hoses.....	02658	13.5
1. SGLH air gun, nozzle and hose assembly	02643	7
2. SGT air gun assembly.....	02642	1
3. Hopper screen.....	02673	1.5
4. Hopper.....	02675	8
5. Abrasive feed elbow.....	02676	1
6. Retaining thumb screw.....	03131	<.5
7. Adjusting sleeve.....	10809	<.5
8. Suction body.....	02663	<.5
9. Suction body nut.....	02664	<.5
10. Air hose assembly, 1/2" dia x 10 ft.	02665	2.5
11. Material hose assembly, 1/2" dia x 10 ft.	02666	2
12. Air jet		
• 1/16" orifice.....	02659	<.5
• 1/8" orifice (std.).....	02660	<.5
• 3/16" orifice.....	02661	<.5
• 1/4" orifice.....	02662	<.5
13. Lock nut.....	02667	<.5

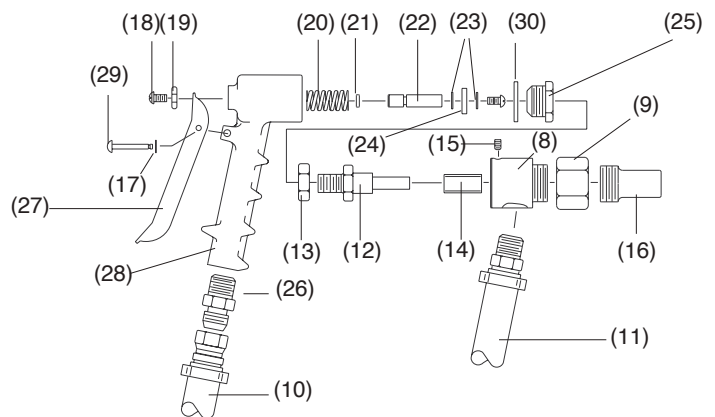
Description	Stock#	Wt.
14. Air Jet sleeve.....	02668	<.5
15. Set screw, 1/4-NC x 1/4".....	03075	<.5
16. Nozzle		
• 3/16" orifice.....	01352	.5
• 1/4" orifice.....	01353	.5
• 5/16" orifice (std.).....	01354	.5
• 3/8" orifice.....	01355	.5
• 1/2" orifice.....	01356	.5
17. Retaining ring.....	02644	.5
18. Screw, round head, 8-32 x 3/8".....	02645	<.5
19. Valve lift washer.....	02646	<.5
20. Spring, 3/8" ID x 1-1/8" long.....	02647	<.5
21. O-ring, 3/16" ID x 1/16".....	01992	<.5
22. Valve stem.....	02649	<.5
23. Washer, No. 8 x 1/2" OD.....	02648	<.5
24. Valve seat, neoprene, 3/4" OD x 1/8" thick.....	02650	<.5
25. Valve seat, brass.....	02651	<.5
26. Air hose connector.....	02652	
27. Valve trigger.....	02653	<.5
28. Body.....	02654	<.5
29. Trigger hinge pin.....	02655	<.5
30. Valve seat gasket.....	02657	<.5
(-) Coupling lock pin 25-pk.....	11203	<.5

OM 06165 Suction Gun



NOTE: Proper nozzle/air jet combinations

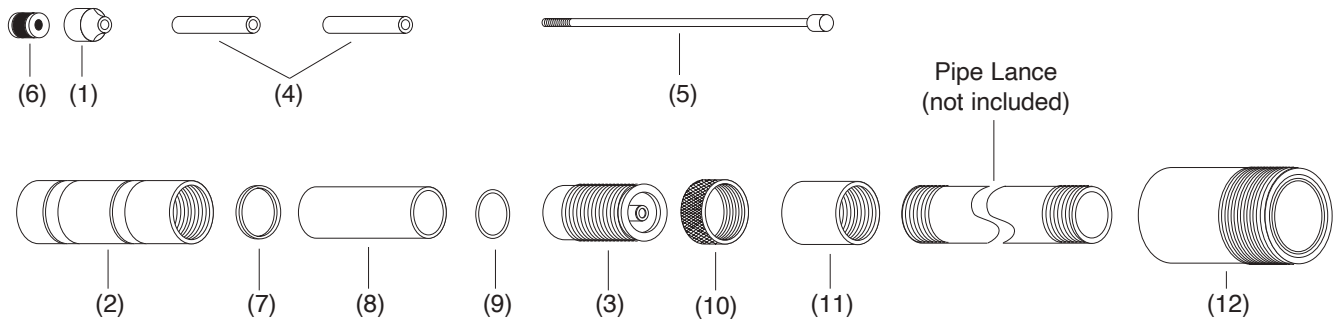
- 3/16" nozzle and 1/16" jet
- 5/16" nozzle and 1/8" jet
- 3/8" nozzle and 3/16" jet
- 1/2" nozzle and 1/4" jet



Description	Stock#	Wt.
Hollo-Blast Jr.: For pipe 3/4" to 2" ID		
• Hollo-Blast Jr. with Reducer HBJR (Includes centering collar set)	01098	3
• Hollo-Blast Jr. without Reducer HBJR (Includes centering collar set)	01099	1.5
• Hollo-Blast Jr. Centering Collar Set	01114	1.5

Description	Stock#	Wt.
1. Deflection tip.....	01100	<.5
2. Body.....	01101	<.5
3. Stem support assy. (incl. item 5).....	01102	<.5
4. Stem sleeve, tungsten (2 required).....	01105	<.5
5. Throat rod and tip assembly	01162	<.5
6. Throat rod nut.....	01108	<.5
7. Retaining ring	01109	<.5
8. Nozzle, 9/32", tungsten carbide	01113	<.5
9. O-ring, 9/16".....	08977	<.5
10. Knurled lock nut.....	01111	<.5
11. Coupling, 3/8" diameter	01112	<.5
12. Reducer	01115	1

OM 06159 Hollo-Blast Jr.

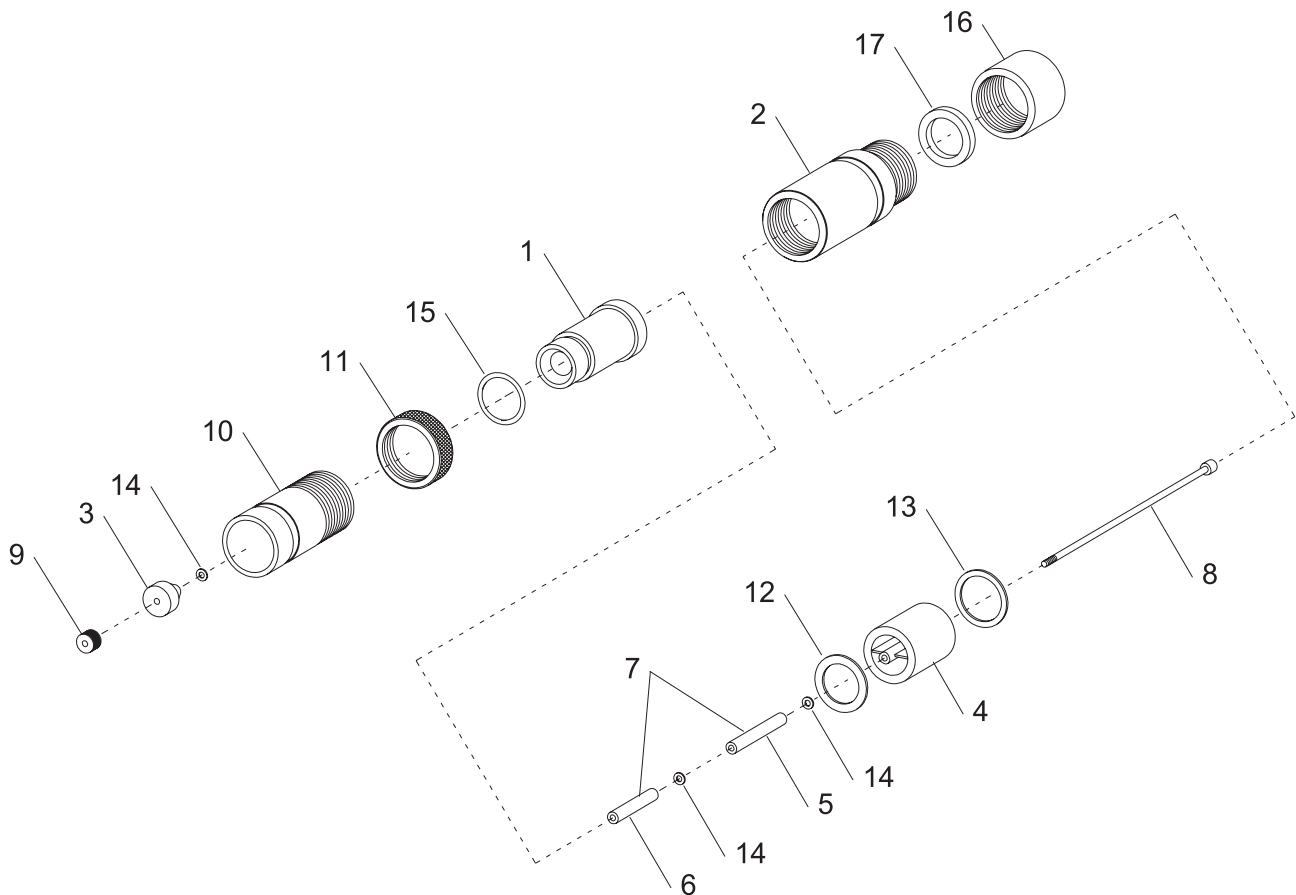


HOLLO-BLAST

Description	Stock#	Wt.
Hollo-Blast: For pipe 2" to 12" ID (Does not include centering carriage.)		
Hollo-Blast with tungsten tip and sleeves		
• less nozzle	01077	3
• with 1/2" nozzle	01076	4
• with 5/8" nozzle	08446	5
Hollo-Blast with boron tip and sleeves		
• less nozzle	21191	3
• with 1/2" nozzle	21190	4
• with 5/8" nozzle	25725	5
Centering Carriages for Hollo-Blast		
• HBC-1 for pipe 3" to 5" ID (includes collars and four button sets)	01124	3
• HBC-2 for pipe 5" to 12" ID (includes threaded tip protector sleeve and adjusting nut)	01131	4.5
1. Nozzle (includes o-ring, item 15)		
• HBN-8, with 1/2" orifice.....	01406	1
• HBN-10, with 5/8" orifice.....	01407	1

Description	Stock#	Wt.
2. Tool holder.....	01079	1
3. Deflection tip		
• Tungsten carbide, std.	01078	<.5
• Boron carbide, optional for 40 mesh and finer aggressive abrasive	20968	<.5
• Composite, optional for 36 and coarser aggressive abrasive	25077	<.5
4. Stem support assembly (incl. 01086)	01080	1
5. Throat sleeve, long tungsten	01084	<.5
6. Stem extension sleeve, short tungsten	01085	<.5
7. Throat sleeve, optional boron, one-size (2 reqd)..	20969	<.5
8. Throat rod with tip	01086	<.5
9. Tip holding nut.....	01089	<.5
10. Tip protection sleeve	01090	.5
11. Knurled lock nut.....	01092	<.5
12. Gasket, stem support front, wide	01093	<.5
13. Gasket, stem support rear, narrow.....	01094	<.5
14. Washer, brass, (3 reqd)	01096	<.5
15. O-ring, 1-1/8" nominal ID	01097	<.5
16. Coupling, rear	01095	<.5
17. Washer, nozzle, NW-4 (10 pack).....	00869	<.5

OM 06158 Hollo-Blast



Description Stock# Wt.

HBC-1 Centering Drive for 3" to 5" ID Pipe

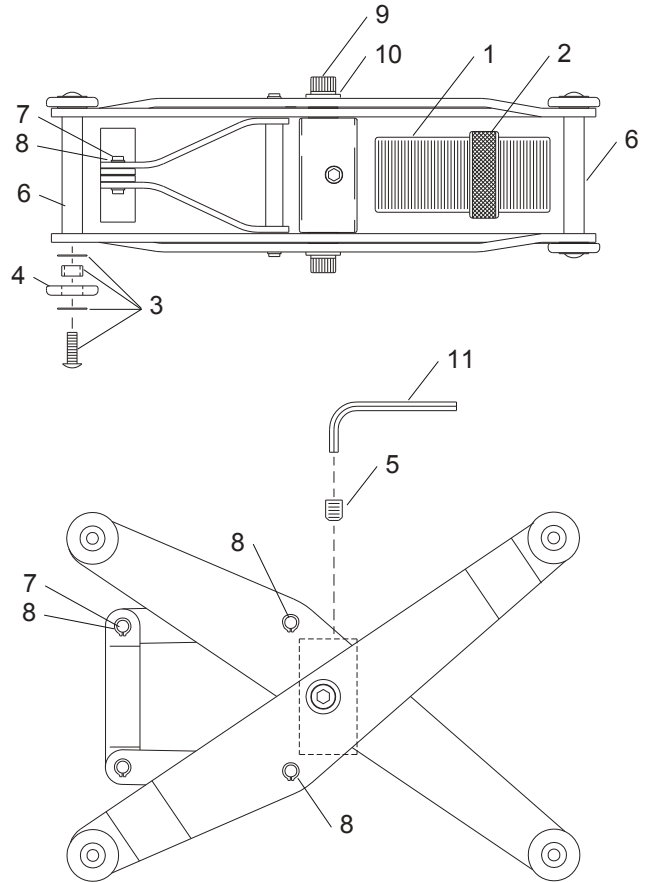
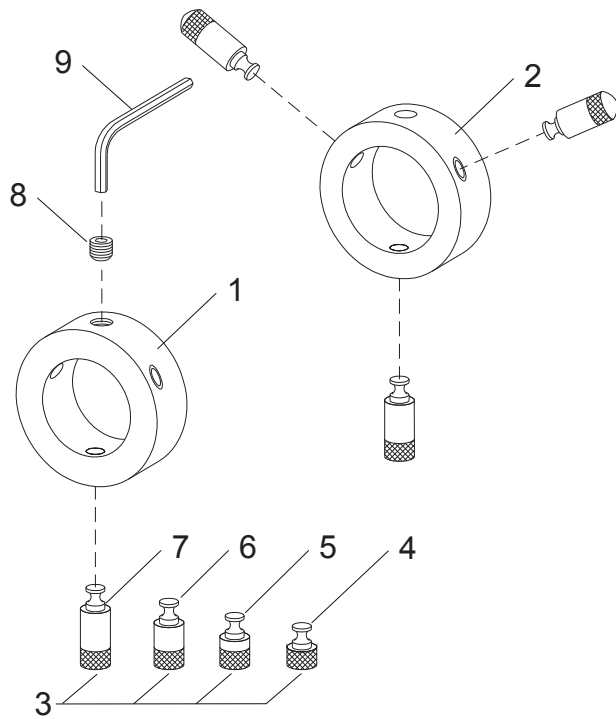
(-) HBC-1 Collar and button set, complete	01124	3
1. Collar, front, 1-11/16" nominal ID.....	01125	1
2. Collar, rear, 1-7/8" nominal ID.....	01126	1
3. Button set, includes items 4, 5, 6, and 7.....	01158	.5
4. Buttons 5/16" set of 6, for 3-1/2" pipe.....	01154	<.5
5. Buttons, 9/16", set of 6, for 4" pipe.....	01155	<.5
6. Buttons, 13/16", set of 6, for 4-1/2" pipe.....	01156	<.5
7. Buttons, 1-1/16", set of 6, for 5" pipe.....	01157	<.5
8. Screw, set, 3/8-NC cup point.....	03271	.5
9. Key, 3/16" hex.....	01139	<.5

Description Stock# Wt.

HBC-2 Adjustable Carriage for 5" to 12" ID Pipe

(-) HBC-2 adjustable carriage, complete	01131	5
1. Tip protection sleeve, threaded	01091	<.5
2. Lock-nut, knurled.....	01092	.5
3. Bushing kit, HB and SB carriage wheel	03706	<.5
4. Wheel, each	01153	<.5
5. Screw, set, 3/8-NC cup point	03271	.5
6. Axle spacer, each	01166	<.5
7. Arm pin, 1-1/8"	01142	<.5
8. Retaining ring	01143	<.5
9. Screw, 3/8-NC x 3/4" Soc. Head	03319	<.5
10. Washer, 3/8 flat.....	03317	<.5
11. Key, 3/16" hex.....	01139	<.5

OM 06158 Hollo-Blast



SPIN-BLAST

Description	Stock#	Wt.
Spin-Blast: 8" to 36" ID pipe Includes (2) 01408 nozzles and (10) 02614 leather seals Carriage not included.....	02601	17
Carriages for Small Spin-Blast		
• for pipe 8" to 17" ID	03641	3.5
• for pipe 12" to 36" ID	04971	23
Spin-Blast: 36" to 60" ID pipe without carriage/nozzles	10547	21
Carriage for Large Spin-Blast • for pipe 36" to 60" ID	10560	19
1. Std. pipe plug, 1"	01761	<.5
2. Rotating nozzle head (small).....	02604	2
3. Brake housing.....	02606	2
4. SB nozzle, 1/4" orifice x 1-3/4" tungsten	01408	<.5
5. SB nozzle, 5/16" orifice x 1-3/4" tungsten	01409	.5
6. SB nozzle, 3/8" orifice x 1-3/4" tungsten	01411	<.5
7. SB nozzle, 5/16" orifice x 3" tungsten.....	01410	1
8. SB nozzle, 3/8" orifice x 4" tungsten.....	01412	1
9. Set screw, 1/4" NC.....	03071	<.5
10. Screw, round head 10-24 x 2-1/4".....	03892	<.5
11. Lock pin, brass	02628	<.5
12. Brake, with lining	02608	1
13. Tube.....	02609	2.5
14. Set screw, 10-24 x 3/16"	03270	<.5
15. Double seal bearing	02611	<.5
16. Main body.....	10899	2
17. Tube lock ring	02610	<.5

Description	Stock#	Wt.
18. Bearing seal	02613	<.5
19. Leather dust seal.....	02614	<.5
20. Washer, tungsten.....	02616	<.5
21. End plate, rear.....	02615	.5
22. Screw, round head 10-24 x 1"	03891	<.5
23. Hex nut, rear plate.....	02618	<.5
24. Rubber-lined nipple.....	02617	1
25. SCF Coupling	00592	1
26. Retainer ring	10898	<.5
27. Screw, flt. hd. 10-24 x 1"	10897	<.5

For Large Spin-Blast 10560

28. Rotating nozzle head (large)	10546	3
29. SAS-4, 1/4" orifice	28079	1
30. SAS-5, 5/16" orifice	28080	1
31. SAS-6, 3/8" orifice	28081	1

Spin-Blast Spare Parts Kits – IMPORTANT!!!

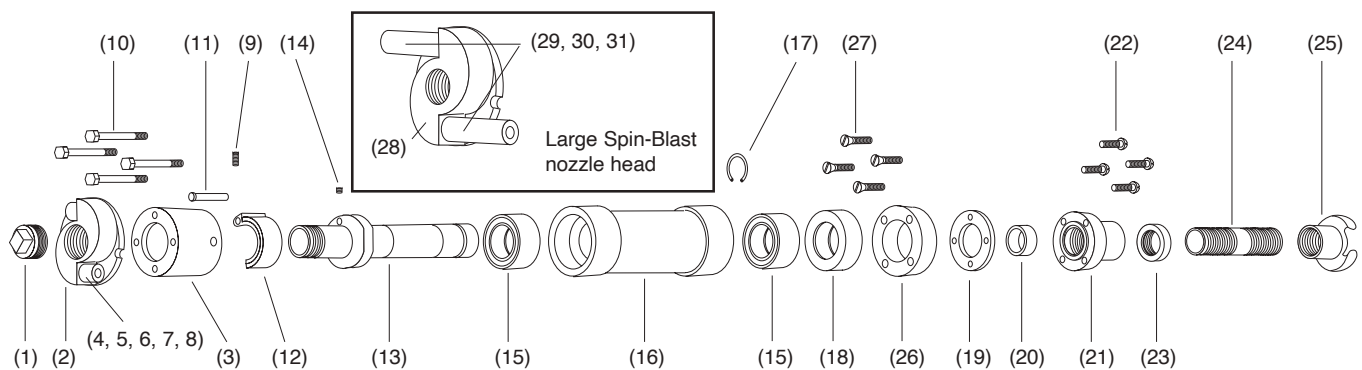
CAUTION: Blasting pipe interiors subjects tools to extreme wear. Distributors should advise customers to ALWAYS have a spare parts kit on hand to prevent unnecessary down time.

Kit includes:

Rotating nozzle head, brake w/lining, tube casting, bearing seal, 1-1/4" rubber-lined nipple, 2 ea. tube lock rings, double seal light bearings, tungsten carbide washers, 4 ea. 1" standard pipe plugs, 30 ea. leather seals.

• Spin-Blast 02601 (8" to 36")	02603	9
• Spin-Blast 10547 (36" to 60")	10894	8

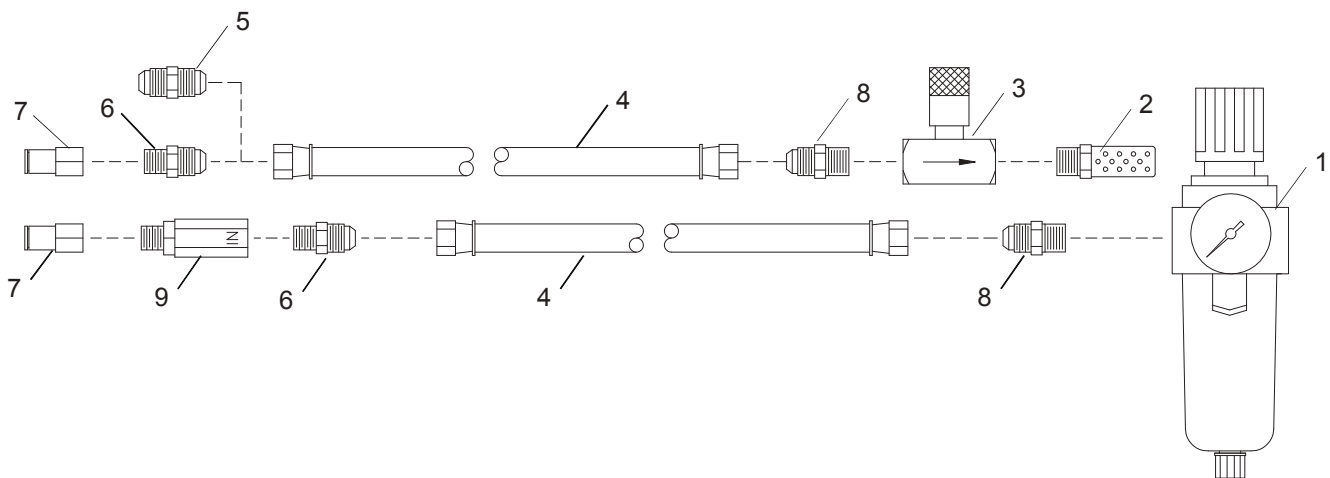
OM 06157 Spin-Blast



Description	Stock#	Wt.
Pipe Pro XL™: 16" to 60" ID pipe (Pneumatic drive)		
Heavy-duty, low-maintenance, air-motor driven tool for internal pipe cleaning. Requires two venturi nozzles. Order nozzles separately.		
Pipe Pro XL™, less nozzles		
• For pipe 16" to 31"	27792	160
• For pipe 16" to 60"	28046	230
Conversion kit, (16" to 31")		
• to (32" to 60")	28047	63
Extension, rail, option for (32" to 60")		
• 3 required	27806	8
Leg extensions, each (6 required)		
• 6"	27793	1
• 12"	27794	1.5
• 26"	27795	1.5
(-) Nozzles each (2 required)		
Tungsten-carbide long-venturi		
1" entry, 1-1/4" thread		
• TSP-4, 1/4" orifice	23514	1.5
• TSP-5, 5/16" orifice	23515	1.5
• TSP-6, 3/8" orifice	23516	2

Description	Stock#	Wt.
Tungsten-carbide short-venturi		
1" entry, 1-1/4" thread		
• TJP-4, 1/4" orifice	23508	1
• TJP-5, 5/16" orifice	23509	1
• TJP-6, 3/8" orifice	23510	1
(-) Nozzle washers, NW-4 10-pk	00869	<.5
(-) Nozzle extensions, pair		
• 6" long	25118	6
• 12" long	24647	11
Pipe Pro XL™ Replacement Parts		
1. Filter/regulator	11690	1.5
2. Muffler, 3/8-NPT	28041	0.5
3. Flow control valve, 3/8-NPT	28040	1
4. Hose, 3/8 x 50 ft., coupled	27799	9
5. Union, 3/8 hose x 3/8 hose	01020	<.5
6. Adaptor, 1/4-NPT x 3/8 hose	01019	<.5
7. Adaptor, 1/4-NPT x 8mm tube	28038	<.5
8. Adaptor, 3/8 hose x 3/8 hose	00022	<.5
9. Filter, 1/4-NPT mf inline	28039	<.5

OM 27804 Replacement Parts: Air Control



Description Stock# Wt.

Centering Carriage 16" to 31" centering

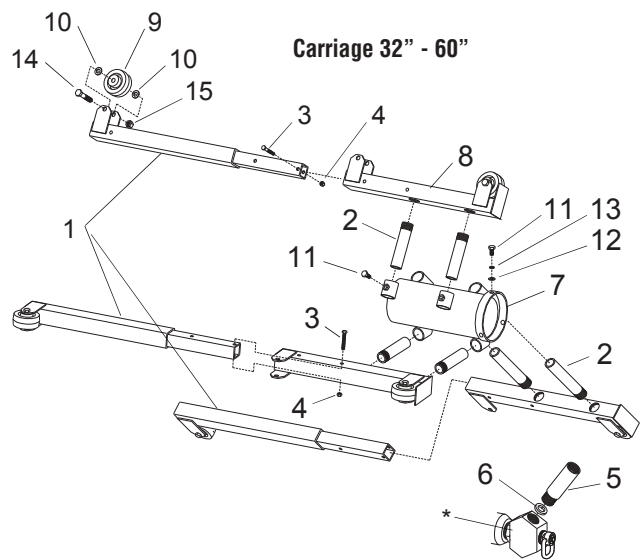
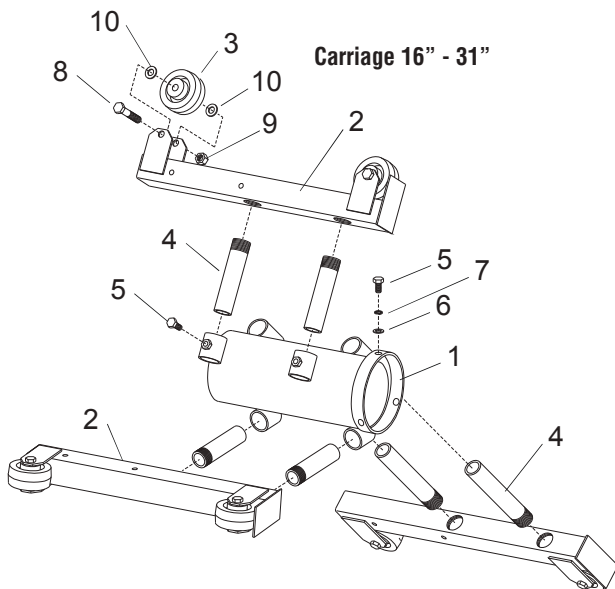
(-) Centering carriage, 16" to 31".....	28640
1. Collar, carriage.....	27807
2. Rail, carriage, does not include wheels.....	27805
3. Wheel, carriage.....	28026
4. Leg, carriage	
• 6" long.....	27793
• 12" long.....	27794
5. Screw, 10 x 20 mm hex head.....	28032
6. Washer, 10 mm flat.....	28033
7. Washer, 10 mm lock.....	28034
8. Screw, 12 x 75 mm hex head.....	28035
9. Nut, 12 mm hex.....	28036
10. Washer, 12 mm flat.....	28037

Description Stock# Wt.

Centering Carriage 32" to 60"

(-) Centering carriage 32" to 60".....	28641
1. Extension, rail (3 required, does not included wheels).....	27806
2. Leg, carriage	
• 6" long.....	27793
• 12" long.....	27794
• 26" long.....	27795
3. Screw, 8 mm x 65 mm hex head.....	28052
4. Nut, 8 mm lock.....	28053
5. Extension, nozzle, set of two	
• 6" long.....	25118
• 12" long.....	24647
6. Washers, NW-4 Nozzle pack of 10.....	00869
7. Collar, carriage.....	27807
8. Rail, carriage (does not include wheels).....	27805
9. Wheel, carriage.....	28026
10. Washer, 12 mm flat.....	28037
11. Screw, 10 x 20 mm hex head.....	28032
12. Washer, 10 mm flat.....	28033
13. Washer, 10 mm lock.....	28034
14. Screw, 12 x 75 mm hex head.....	28035
15. Nut, 12 mm hex.....	28036

OM 27804 Pipe Pro XL™

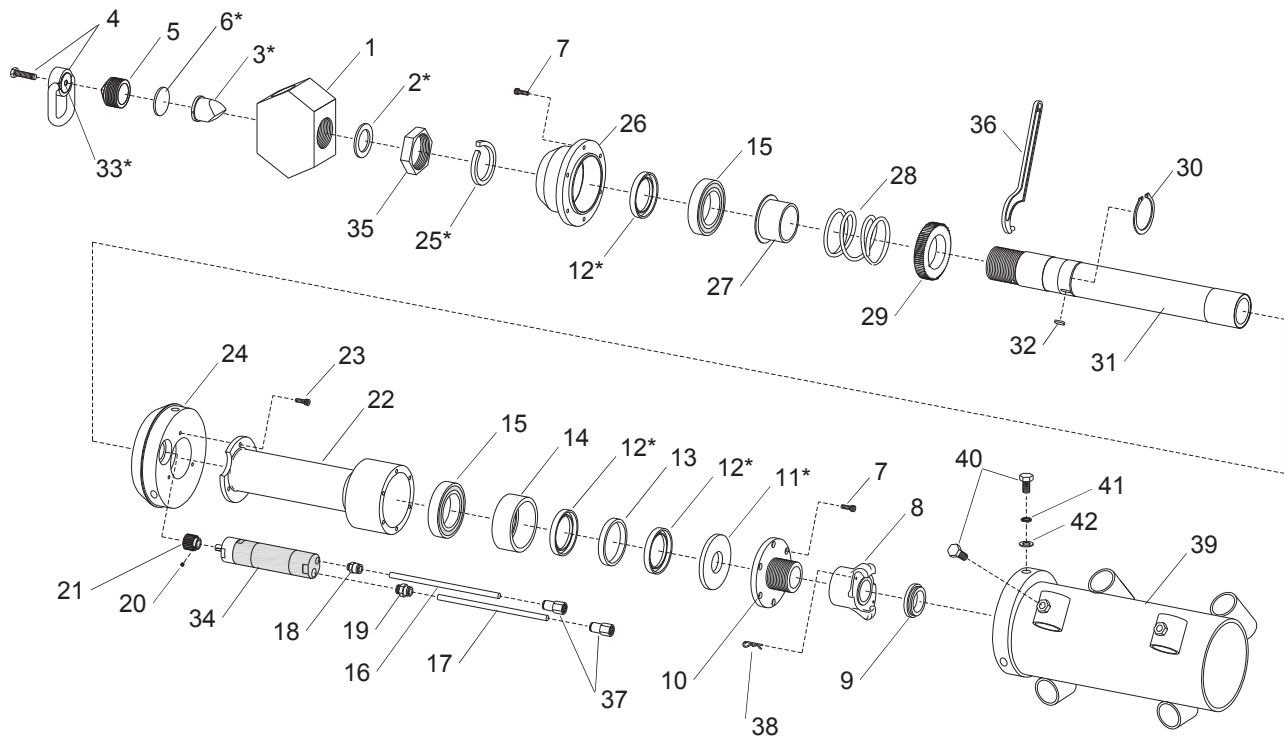


Description	Stock#	Wt.
Pipe Pro XL™ Replacement Parts		
1. Blast head	27819	7
2. Gasket, blast head	27817	<.5
3. Deflector, carbide	27818	1
4. Swivel eye and bolt	100956	1
5. Plug, retaining	28028	<.5
6. Gasket, deflector	28027	<.5
7. Screw, skt head	28024	<.5
8. Coupling, CFT	24232	1
9. Gasket, CQG, pack of 10	00850	<.5
10. Flange, backplate coupling	27810	1.5
11. Seal-disc, plastic	27811	<.5
12. U-seal, axle	28030	0.5
13. Spacer, u-seal	27814	1
14. Sleeve, u-seal and spacer	27815	1
15. Bearing, each	28029	1
16. Tubing, green inlet, 8 mm x 1'	28582	<.5
17. Tubing, red outlet, 8 mm x 1'	28583	<.5
18. Adaptor, 1/8 x 8mm air motor inlet tube	28584	<.5
19. Adaptor, 1/4 x 8mm air motor outlet tube	28585	<.5
20. Screw, set	90592	<.5
21. Gear, air motor	27808	<.5

Description	Stock#	Wt.
22. Tube casing	27816	6
23. Screw, 6 mm skt head cap	90155	<.5
24. Cap, drive	27809	8.5
25. *Seal, felt	28023	<.5
26. Housing, front	27796	3.5
27. Bushing, spring	27812	<.5
28. Spring, axle	28022	<.5
29. Gear, axle	28021	1
30. Snap ring	28031	<.5
31. Axle	27813	8.5
32. Key, 6 x 6, 14 mm	28020	<.5
33. *O-ring, 1/4" ID	00794	<.5
34. Air motor	28025	4.5
35. Locknut, blast head	28048	<.5
36. Spanner wrench, 45-50 mm	28051	13
37. Adaptor, 1/4-NPTF x 8 mm tube	28038	7.5
38. Lock pin, coupling (pk. of 25)	11203	0.5
39. Collar carriage	27807	1
40. Screw, 10 x 20 mm hex head cap	28032	8
41. Washer, 10 mm lock	28034	1
42. Washer, 10 mm flat	28033	1

*Recommended spare parts.

OM 27804 Pipe Pro XL™ Replacement Parts



Section 12

Abrasive Blast and Vacuum Systems

———— **CLEMCO**[®] ————

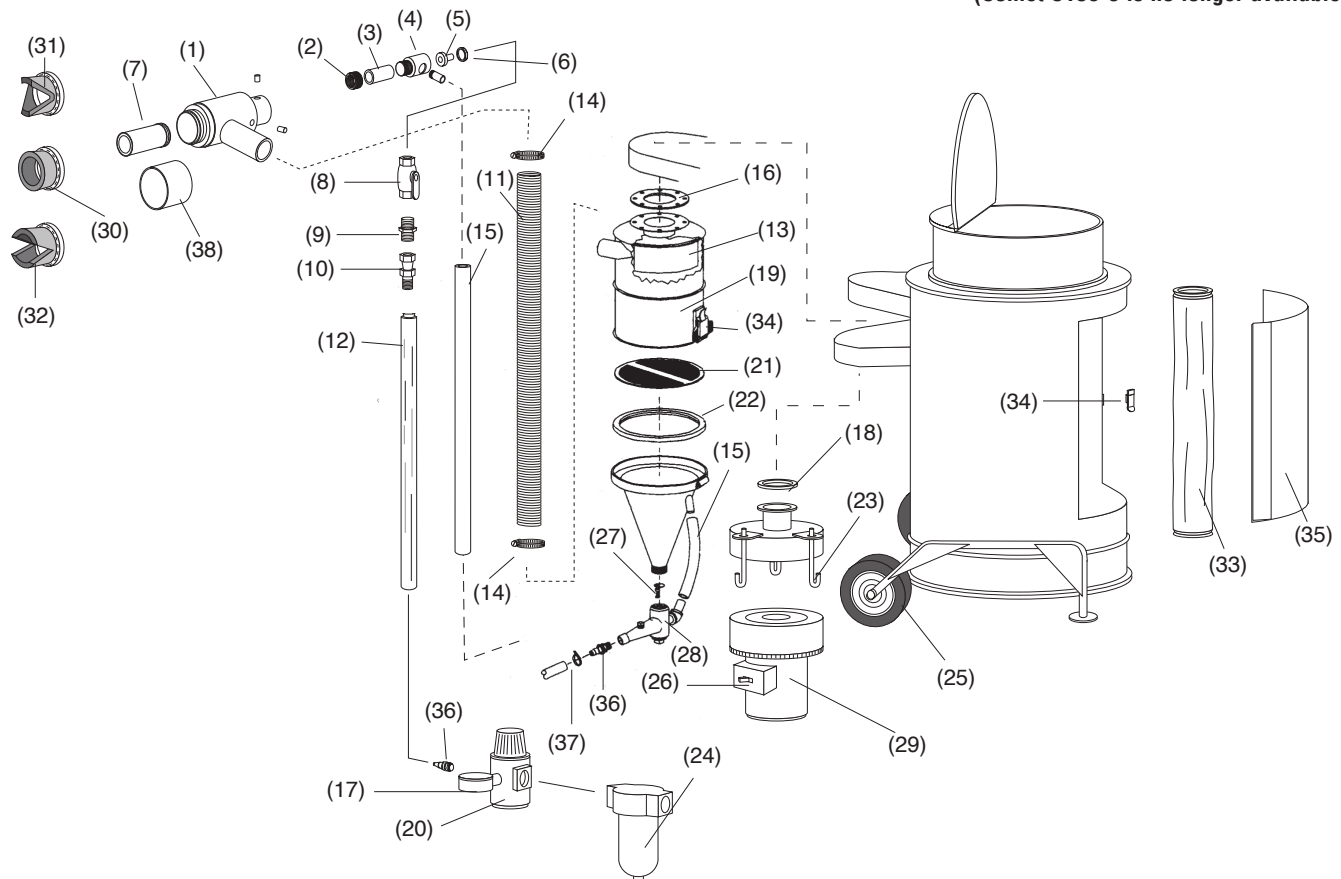
COMET PORTABLE SUCTION BLAST and VACUUM SYSTEM

Description	Stock#	Wt.
Comet Portable Suction Blast and Vacuum System		
Comet suction blast/vacuum unit reclaimer		
• 120v/1/60	12542	200
• 220v/1/50	12547	200
1. Vacuum head assembly (includes 12175)	12300	1.5
2. Holding nut, brass	11914	<.5
3. Nozzle, ceramic #6	11931	<.5
• Nozzle, boron #6 carbide (optional)	11936	<.5
4. Gun body	11533	<.5
5. #6 orifice assembly	11953	<.5
6. Washer, rubber	04396	<.5
7. Tube insert, aluminum	12175	<.5
• Tube insert, boron carbide (optional)	12409	<.5
8. Two-way valve	12188	.5
9. 3/8" - 1/2" bushing	11726	<.5
10. Swivel stem	15002	<.5
11. Flex hose 1-1/2" x 20 ft.	12450	13.5
12. Air hose, 1/2" x 1 ft.	12472	<.5
13. Wear plate, rubber coated, 3" x 7"	13882	1
14. Hose clamp	12750	<.5
15. Hose transflow tube		
• 20 ft.	11847	<.5

Description	Stock#	Wt.
16. Reclaimer gasket	11755	<.5
17. Air gauge	01908	<.5
18. Motor adaptor gasket	11781	<.5
19. Reclaimer assembly	12390	12.5
20. Air regulator assembly	12053	1
21. Screen assembly	12388	.5
22. Screen gasket	11756	<.5
23. J-bolt	13576	<.5
24. Air filter, 1/2"	01308	2
25. Wheel, 6"	12214	2
26. Switch assembly	12384	9
27. Flapper assembly	12418	<.5
28. Metering valve	12419	<.5
29. Motor, 120/1/60	12315	4.5
• Motor, 220/1/50	11906	5
30. Brush, flat	11569	<.5
31. Brush, outside	11571	<.5
32. Brush, inside	11570	<.5
33. Bag, 3" x 20" (14 req'd)	11506	<.5
34. Spring latch	12263	<.5
35. Door gasket	11760	<.5
36. Fitting hose, 1/2" x 3/8"	06369	<.5
37. Clamp, hose 1/2" x 3/4"	12756	<.5
38. Retaining ring, brush	12039	<.5

OM 14413 Comet 150-3

(Comet C150-6 is no longer available)

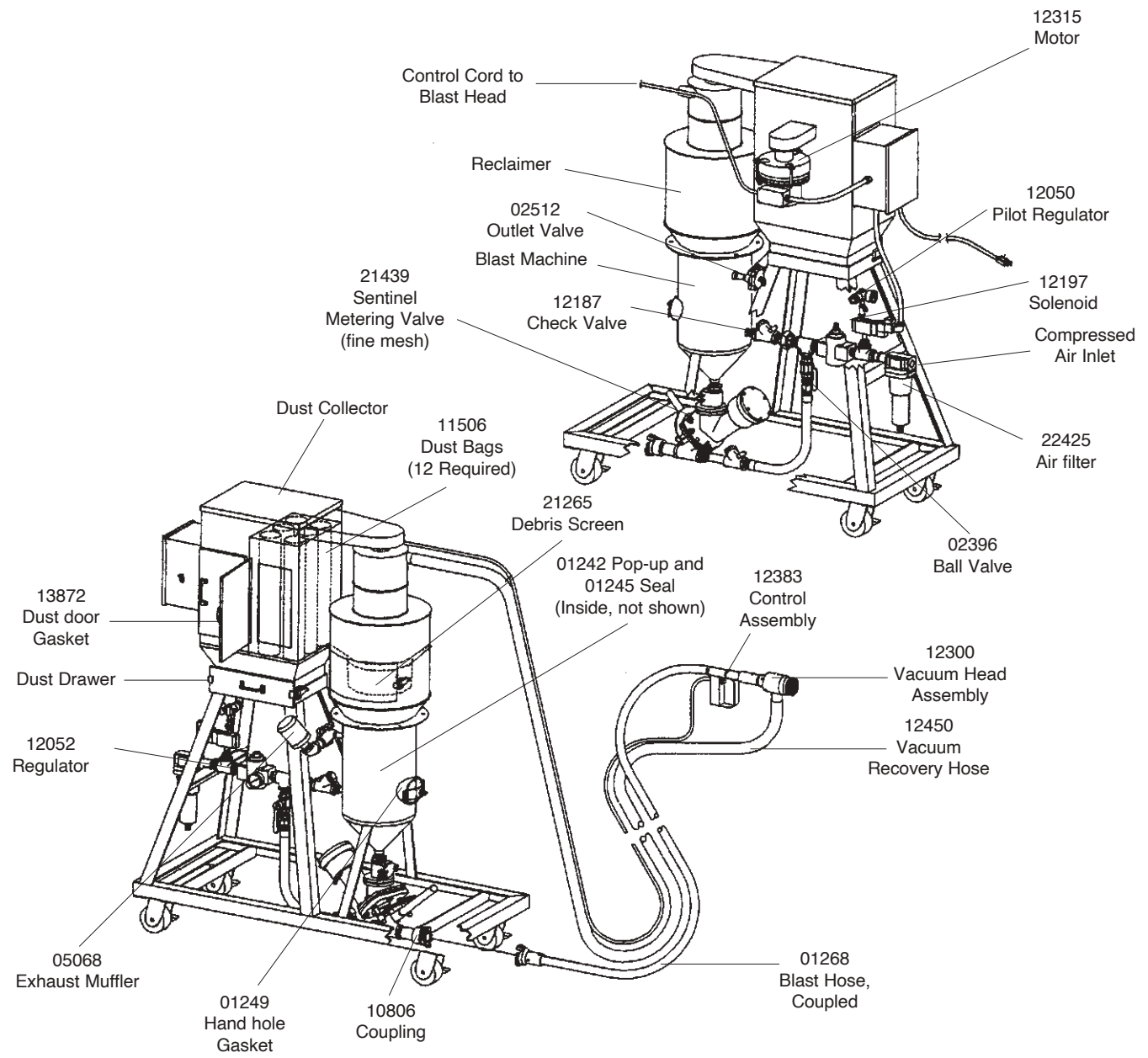


SUPER COMET PORTABLE PRESSURE BLAST and VACUUM SYSTEM

Description	Stock#	Wt.
Super Comet Pressure Blast and Vacuum System Includes 0.5 cu. ft. blast machine, CT-3 nozzle, reclaimer and dust collector; 120v/1/60		
Super Comet.....	12546	515

Description	Stock#	Wt.

OM 23437 Super Comet

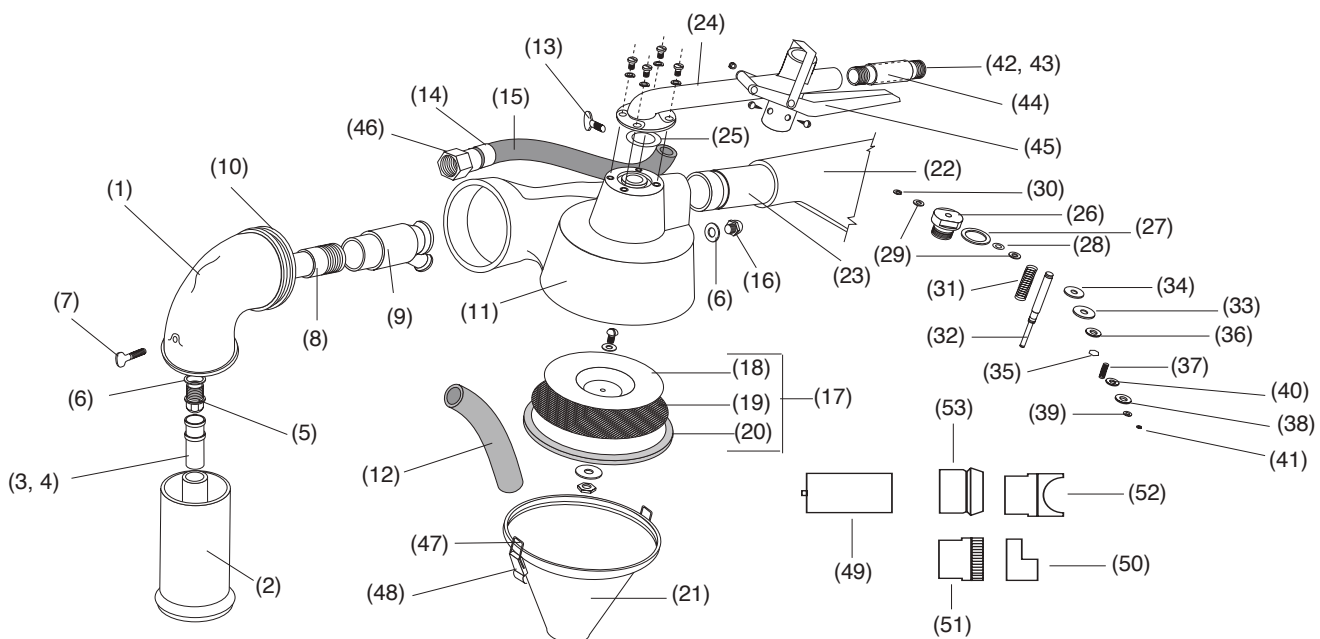


EDUCT-O-MATIC

Description	Stock#	Wt.
(-) Educt-O-Matic complete, w/ attachments	00751	11
(-) Educt-O-Matic attachment set	00753	1.5
1. Blast head	00761	1
2. Standard adaptor	00762	5
3. Nozzle, 3/8", tungsten	00754	<.5
4. Nozzle, 3/8", steel	00763	<.5
5. Blast jet	00765	<.5
6. Jet gasket	00766	<.5
7. Thumb screw, 1/4" x 1"	03131	<.5
8. Blast head nipple, 3/8" x 4"	00767	<.5
9. Swivel connector	00768	<.5
10. O-ring, neoprene	00769	<.5
11. Main body	00770	2
12. Abrasive hose	00771	<.5
13. Thumb screw, 10-24 x 1/2"	03887	<.5
14. Ferrule	00774	<.5
15. Air hose assy	00775	<.5
16. Suction jet	00776	<.5
17. Baffle assembly	00778	<.5
18. Baffle (plastic only)	See 00778	
19. Screen	See 00778	
20. Screen gasket	See 00778	
21. Abrasive container	00814	1
22. Dust bag	00785	<.5
23. Exhaust tube w/form	00784	2
24. Valve body	00789	5
25. O-ring	00786	<.5

Description	Stock#	Wt.
26. Valve bushing	00792	<.5
27. Valve bushing gasket	00793	<.5
28. O-ring	00794	<.5
29. Washer	00795	<.5
30. Retaining ring	00796	<.5
31. Spring	00797	<.5
32. Valve stem	00798	<.5
33. Washer	00799	<.5
34. Washer, brass	00800	<.5
35. Hex nut, 10-32	03885	<.5
36. Washer, brass	00802	<.5
37. Spring	00803	<.5
38. Washer	00804	<.5
39. Eyelet, brass	00805	<.5
40. Washer, brass	00806	<.5
41. Retaining ring	00807	<.5
42. Nipple and grip assy.	00810	<.5
43. Pipe nipple	00808	<.5
44. Molded handle grip	00812	<.5
45. Handle/yoke assy.	00811	<.5
46. Swivel nut/insert assy.	00815	<.5
47. Container latch hook	00782	<.5
48. Container latch	00781	<.5
49. Master adaptor	00757	2.5
50. Edge attachment	00755	<.5
51. Serrated attachment	00756	<.5
52. Angle attachment	00758	<.5
53. Flat lip attachment	00759	<.5
(-) Exhaust tube gasket (not shown)	00846	<.5

OM 04112 Educt-O-Matic



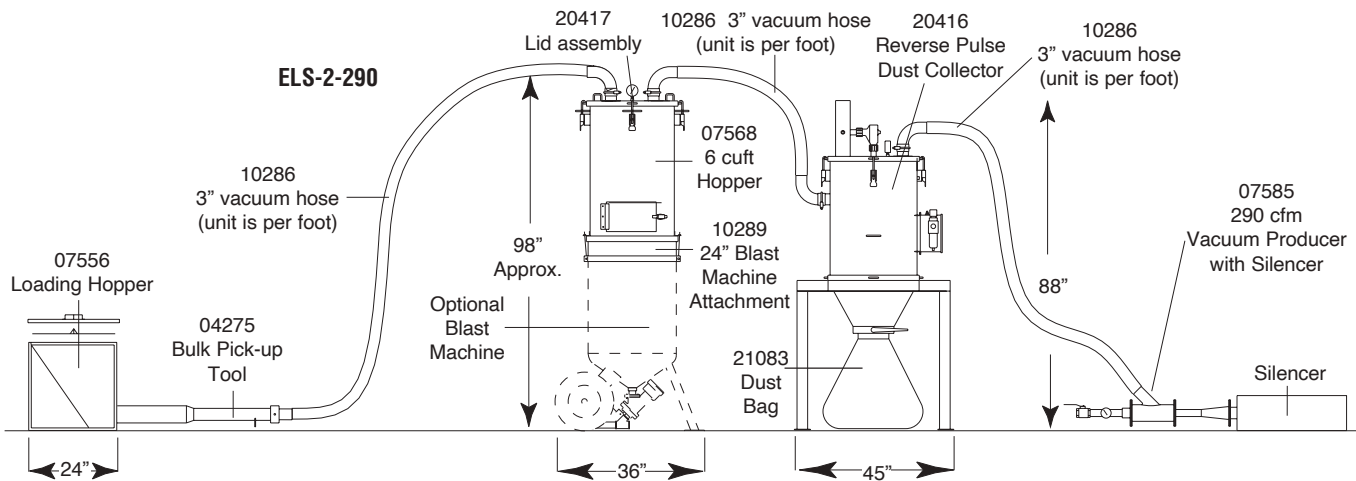
Description	Stock#	Wt.
ELS-2-290 with RP dust collector.....	21079	1125

Description	Stock#	Wt.
-------------	--------	-----

System includes:

1. 290 cfm vacuum producer with silencer (07585)
2. Abrasive loading hopper with screen and cover (07556)
3. 6 cuft storage hopper (07568)
4. Storage hopper lid assembly (20417)
5. 24" dia. blast machine attachment kit (10289)
6. 3" interconnecting hoses (10286/ft) with clamps (02816 ea)
7. 3" ID x 45 ft. vacuum hose (10286/ft) with 3" bulk pick-up tool (04275)
8. Reverse pulse dust collector (20416)

OM 10748 Easy Load Vacuum Systems

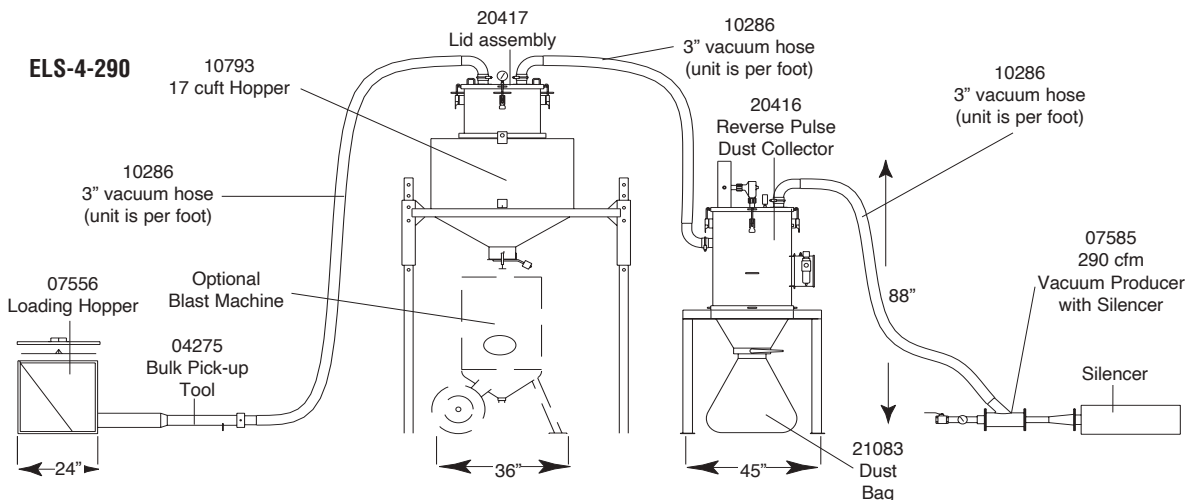


Description	Stock#	Wt.
ELS-4-290 with RP dust collector.....	21080	1180

Description	Stock#	Wt.
-------------	--------	-----

System includes:

1. 290 cfm vacuum producer with silencer (07585)
2. Abrasive loading hopper with screen and cover (07556)
3. 17 cuft abrasive storage hopper (10793)
4. Storage hopper lid assembly (20417)
5. 3" interconnecting hoses (10286/ft) with clamps (02816 ea)
6. 3" ID x 45 ft. vacuum hose (10286/ft) with 3" bulk pick-up tool (04275)
7. Reverse pulse dust collector (20416)



EASY LOAD VACUUM SYSTEMS

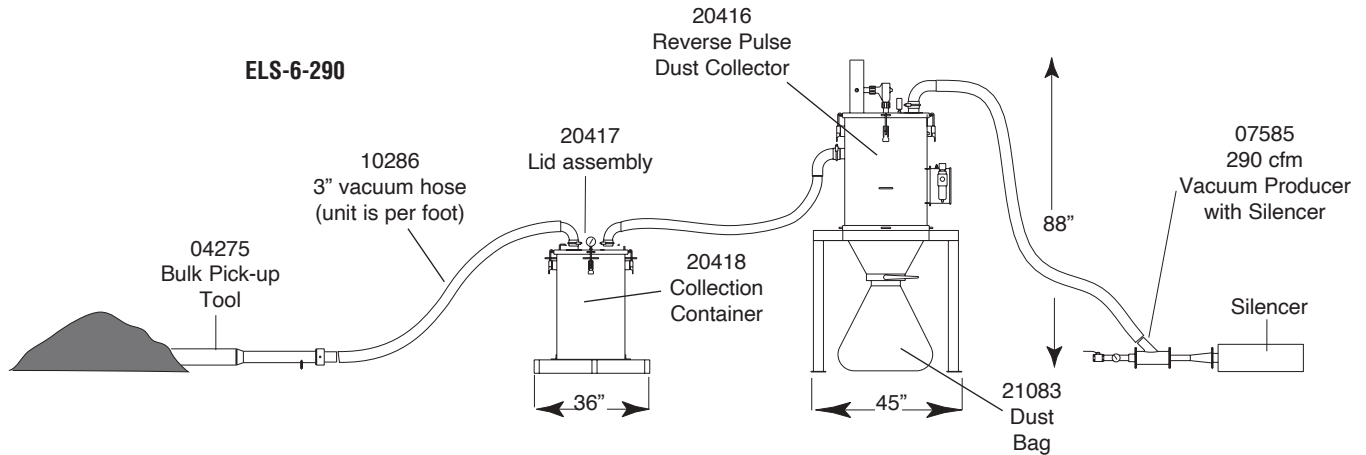
Description	Stock#	Wt.
ELS-6-290 with RP dust collector	20431	1785

Description	Stock#	Wt.
-------------	--------	-----

System includes:

1. 290 cfm vacuum producer with silencer (07585)
2. 6 cuft collection container (20418)
3. Collection container lid assembly (20417)
4. 3" interconnecting hoses (10286/ft) with clamps
5. 3" ID x 45 ft. vacuum hose (10286/ft) with 3" bulk pick-up tool (04275)
6. Reverse pulse dust collector (20416)

OM 10748 Easy Load Vacuum Systems



Description	Stock#	Wt.
Easy Load Components/Parts/Options		
• VPR: 290-cfm vacuum producer with silencer	07585	80
• VPR air jet, rubberized	07516	<.5
• VPR ball valve, 1-1/2"	07596	7
• VPR with wear insert and venturi.....	07518	5
• VPR gasket	07514	<.5
• VPR silencer	07594	15
• Abrasive loading hopper	07556	
• Abrasive storage hopper, 6 cuft, without lid	07568	140
• Abrasive storage hopper, 17 cuft, without lid	10793	
• Abrasive storage hopper		
– lid assembly with 3" inlet	20417	
– lid assembly with 2" inlet (for CCB)	20419	
• Attachment kit, hopper to machine, for 24" dia. blast machine without flange.....	10289	14
• Blast machine, 6 cuft, 24" dia., with TLR300, Quantum and ACS.....	21068	465
• Blast hose: 1 1/4" ID x 50 ft Supa, coupled with NHP-2 and CQPS-2.....	23481	42
• Collection container dust drum.....	20418	140

Description	Stock#	Wt.
• Dust collector, RP.....	20416	600
• Dust collector bag.....	21083	1
• Dust collector dump valve	21082	13
• Dust collector filter cartridge	20444	13
• HEPA filter for ELS RP dust collector	24588	187
• Pick-up tools		
– 3" bulk	04275	20
– 3" crevice.....	04271	20
– 3" floor.....	04273	21
• Pressure regulator	01906	3
• Vacuum hose, per ft.		
– for 2" hose	10332	5
– for 3" hose	10286	.5
• Vacuum hose clamp		
– for 2" hose	02817	.5
– for 3" hose	02816	.5
• Vacuum hose coupler		
– for 2" hose	04337	.5
– for 3" hose	04338	.5

OM 10748 Easy Load Components / Parts

Description	Stock#	Wt.
-------------	--------	-----

**Clemco's Munkebo Vacuum Systems
(MB Vacuum Systems)**

Clemco's Munkebo brand Vacuum Systems are for job-site abrasive recovery. They are electric-powered for a range of recovery rates and distances.

Vacuum System (for steel grit recovery): Includes: suction module (electric-driven rotary blower, dust collector, silencer), recovery storage hopper, suction hoses for vacuum and interconnecting components, and one pickup tool.

Add a Cyclone Precleaner to a Vacuum System (for mineral/slag abrasive recovery): Add a cyclone precleaner to convert a Vacuum System to recover mineral/slag abrasive. Place it between the storage hopper and the dust collector.

MB-750 E4 System

Maximum recovery distance: 80 ft

Includes:

Suction module with 20 HP motor, 45 cuft recovery storage hopper, 3" ID x 65 ft recovery suction hose, 3" x 16 ft interconnecting hose, and 3" pickup tool.

- Vacuum System 230/3/60 30660
- Vacuum System 460/3/60 30661
- Vacuum System 575/3/60 30662
- *Add a CY-3 Precleaner 30719

*Vacuum Systems that add a cyclone precleaner include an additional 16 ft of interconnecting hose.

Description	Stock#	Wt.
-------------	--------	-----

MB-1600 E5 System

Maximum recovery distance: 250 ft

Includes:

Suction module with 40 HP motor, 60 cuft recovery storage hopper, 4" ID x 65 ft suction hose, 5" ID x16 ft interconnecting hose, and 4" pickup tool.

- Vacuum System 230/3/60 30663
- Vacuum System 460/3/60 30664
- Vacuum System 575/3/60 30665
- *Add a CY-5 Precleaner 30721

MB-2000 E5 System

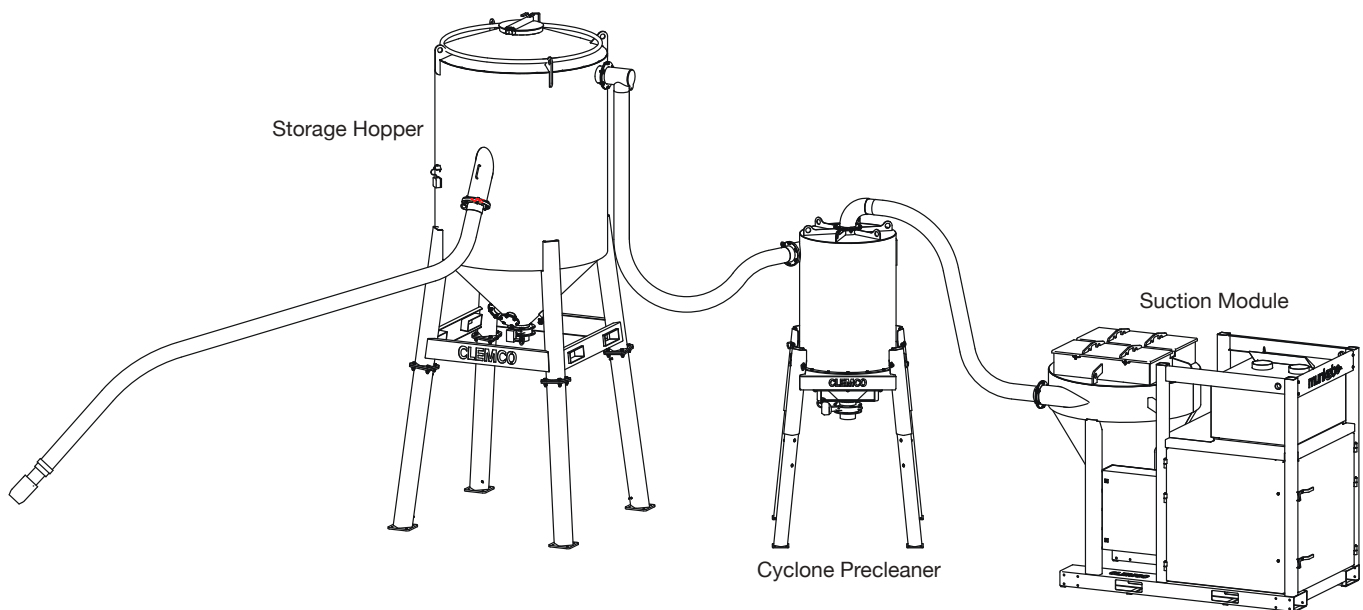
Maximum recovery distance: 500 ft

Includes:

Suction module with 60 HP motor, 105 cuft recovery storage hopper, 5" ID x 65 ft suction hose, 16 ft interconnecting hose, and 5" pickup tool.

- Vacuum System 230/3/60 30666
- Vacuum System 460/3/60 30667
- Vacuum System 575/3/60 30668
- *Add a CY-5 Precleaner 30721

*Vacuum Systems that add a cyclone precleaner include an additional 16 ft of interconnecting hose.



Description	Stock#	Wt.
-------------	--------	-----

MB-3000 E5 System
Maximum recovery distance: 825 ft

Includes:
Suction module with 100 HP motor, 175 cuft recovery storage hopper, 5" ID x 65 ft suction hose, 6" ID x 16 ft interconnecting hose, and 5" pickup tool.

- Vacuum System 230/3/60 30669
- Vacuum System 460/3/60 30670
- Vacuum System 575/3/60 30671
- *Add a CY-6 Precleaner 30722

MB-4000 E5 System
Maximum recovery distance: 1000 ft

Includes:
Suction module with 120 HP (two 60 HP motors), 350 cuft recovery storage hopper, 6" ID x 65 ft suction hose, 6" ID x 16 ft interconnecting hose, and 6" pickup tool.

- Vacuum System 230/3/60 30672
- Vacuum System 460/3/60 30673
- Vacuum System 575/3/60 30674
- *Add a CY-6 Precleaner 30722

*Vacuum Systems that add a cyclone precleaner include an additional 16 ft of interconnecting hose.

MB-5000 E5 System
Maximum recovery distance: 1300 ft

Includes:
Suction module with 150 HP motor, 350 cuft recovery storage hopper, 6" ID x 65 ft suction hose, 6" ID x 16 ft interconnecting hose, and 6" pickup tool.

- Vacuum System 230/3/60 30675
- Vacuum System 460/3/60 30676
- Vacuum System 575/3/60 30677
- *Add a CY-6 Precleaner 30722

*Vacuum Systems that add a cyclone precleaner include an additional 16 ft of interconnecting hose.

Description	Stock#	Wt.
-------------	--------	-----

Bulk Suction Hose
Order one coupling with each additional hose. When order- ing additional hose, observe the maximum recovery dis- tance of the MB System.

- 2" ID, 65 ft 30745
- 3" ID, 65 ft 30746
- 4" ID, 65 ft 30747
- 5" ID, 65 ft 30748
- 6" ID, 65 ft 30749

MB Suction Hose Couplings
Order one per length of hose.

- 3" ID 30736 2
- 4" ID 30737 4.5
- 5" ID 30738 4.5
- 6" ID 30739 13

MB Bulk Pickup Tools (standard in systems)

- 2" ID 30753 2
- 3" ID 30754 10
- 4" ID 30755 10
- 5" ID 30756 17
- 6" ID 30757 17

Bulk Interconnecting Hose
Order one coupling with each additional hose.

- 3" ID, 16 ft 30742
- 5" ID, 16 ft 30743
- 6" ID, 16 ft 30745

MB Cyclone Precleaner Assemblies

Add a cyclone precleaner to convert a Vacuum System configured for steel abrasive to a system for mineral or slag abrasive. This assembly includes the precleaner and 16 ft of interconnecting hose.

- CY-3 for MB-750 30719
- CY-5 for MB-1600 30721
- CY-5 for MB-2000 30721
- CY-6 for MB-3000 30722
- CY-6 for MB-4000 30722
- CY-6 for MB-5000 30722

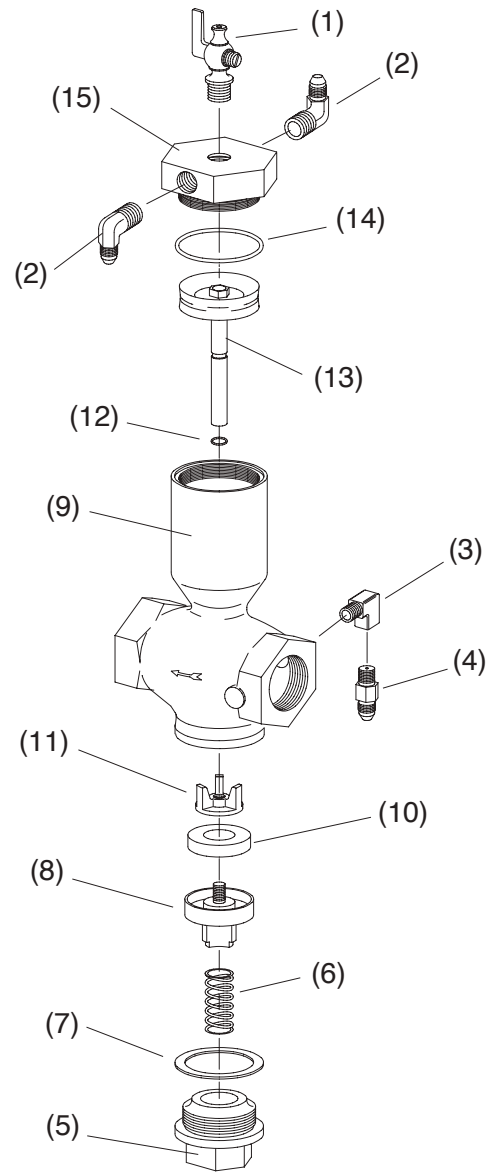
Section 13

Contractor Legacy Products

———— **CLEMCO[®]** ————

TLR 1" REMOTE CONTROL INLET VALVES

Description	Stock#	Wt.
(-) 1" Inlet valve, complete	01980	6
1. Petcock 1/4" NPT	01993	<.5
2. Elbow, 1/8" NPT adapt.	02827	<.5
3. Elbow, 1/8" brass street	03993	<.5
4. Adaptor 1/8" NPT with 1/16" orifice	01945	<.5
5. Bottom cap	01985	<.5
6. Spring, 5/8" x 1-11/16" long	01982	<.5
7. Seal, bottom cap	01989	<.5
8. Valve plug	01984	<.5
9. Valve body	01981	3.5
10. Washer, valve plug	01969	<.5
11. Retainer, valve plug washer	01986	<.5
12. O-ring 3/16" ID x 1/16"	01992	<.5
13. Piston & rod assembly	01987	<.5
14. O-ring 1-3/4" OD	01990	<.5
15. Valve cap	01983	1
(-) Service kit, includes 01982, 01989, 01986, 01992, 01990, and 2 ea 01969	01929	<.5

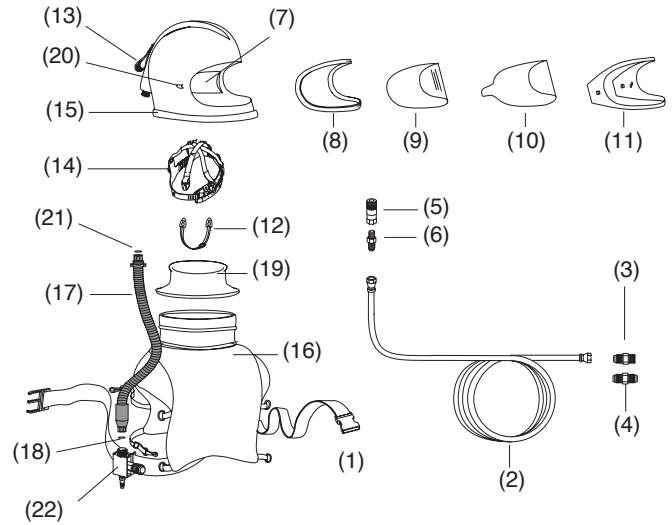


Description	Stock#	Wt.
NOTE: For use with compressed air source.		
(-)Do-rag, Clemco.....	23814	.5
(-)Noise-reduction ear muffs rated 21dB.....	23886	<.5
1. Belt assembly, 2".....	04430	<.5
2. Respirator hose (incl. 00022 & 01020)		
• 25 ft.....	04397	1.5
• 50 ft.....	04415	6
• 100 ft.....	04398	12
3. Adaptor, 3/8" hose to 3/8" pipe.....	00022	<.5
4. Union, 3/8" hose to 3/8" hose.....	01020	<.5
5. Disconnect, 1/4" female.....	00025	<.5
6. Adaptor, 3/8" hose to 1/4" pipe.....	01019	<.5
7. Acoustical foam kit.....	04369	<.5
8. Gasket, window.....	04452	<.5
9. Inner lens, .040", 5-pk.....	04367	1
10. Outer lens, .0075", perforated, for 60 & 600 models		
• 25-pk.....	04361	<.5
Intermediate lens, .020"		
• 5-pk.....	24943	.5
• 25-pk.....	04373	2
11. Window frame kit.....	08741	<.5
12. Chin strap.....	04460	<.5
13. Handle strap.....	03623	<.5
14. Suspension.....	10532	<.5
15. Cape attachment strap.....	10534	1
16. Cape, red, w/inner collar.....	04435	1
17. Breathing tube.....	22811	1
18. Washer, breathing tube 6-pk.....	04370	<.5
19. Inner collar kit.....	08740	<.5
20. Window latch kit.....	04368	2
21. O-ring.....	21561	<.5
22. Air control valve w/belt.....	100024	.5

Note: The occupational safety and health administration (OSHA) has assigned Apollo helmets a protection factor of 1,000 times the exposure limit for lead dust.

APPLICATION ALERT

Above respirators ARE NOT approved for use in any atmosphere immediately dangerous to life or health or from which the wearer cannot escape without the aid of the respirator. Before using any respirator, make sure that any airborne contaminants ARE NOT in concentrations that are in excess of those allowed by applicable OSHA or EPA regulations or NIOSH recommendations. Consult the product literature and owner's manuals for information concerning the proper function, use, and maintenance of these respirators.

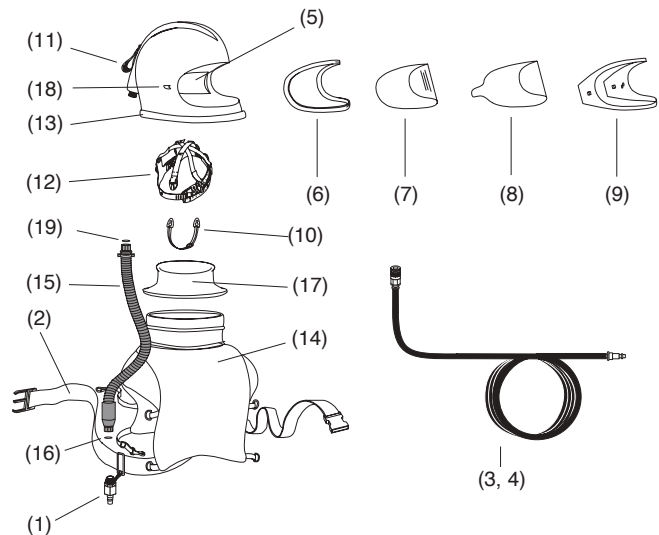


Description	Stock#	Wt.
NOTE: For use with ambient air pump.		
(-) Noise-reduction ear muffs rated 21dB	23886	<.5
(-) Do-rag, Clemco	23814	<.5
1. Constant-flow connector, low pressure	21429	<.5
2. Belt.....	04430	<.5
3. Respirator hose, 1/2" x 50 ft.....	22510	10
4. Respirator hose, 1/2" x 100 ft.....	21413	20
5. Acoustical foam kit.....	04369	<.5
6. Gasket, window.....	04452	<.5
7. Inner lens, .040" 5-pk	04367	1
8. Outer lens, .0075", perforated, • for Apollo 60 & 600, 25-pk.....	04361	1
Intermediate lens, .020", non-perforated • 5-pk	24943	.5
• 25-pk	04373	2
9. Window frame kit.....	08741	<.5
10. Chin strap	04460	<.5
11. Handle strap.....	03623	<.5
12. Suspension	10532	<.5
13. Cape attachment strap	10534	.5
14. Cape w/ inner collar	04435	1
15. Breathing tube.....	22811	1
16. Washer, breathing tube, 6-pk.....	04370	<.5
17. Inner collar kit.....	08740	<.5
18. Window latch kit	04368	2
19. O-ring, 7/8" ID x 1-1/16" OD.....	22815	<.5

Note: The occupational safety and health administration (OSHA) has assigned Apollo helmets a protection factor of 1,000 times the exposure limit for lead dust.

APPLICATION ALERT

Above respirators ARE NOT approved for use in any atmosphere immediately dangerous to life or health or from which the wearer cannot escape without the aid of the respirator. Before using any respirator, make sure that any airborne contaminants ARE NOT in concentrations that are in excess of those allowed by applicable OSHA or EPA regulations or NIOSH recommendations. Consult the product literature and owner's manuals for information concerning the proper function, use and maintenance of these respirators.



Description	Stock#	Wt.
Operator Stations 1 1/2" on 120 cuft Unit		
• One Additional		
– Pneumatic	28742	
– 12V electric	28743	
• Two Additional		
– Pneumatic	28744	
– 12V electric	28745	
Operator Stations 1 1/2" on 160 cuft Unit		
• One Additional		
– Pneumatic	28746	
– 12V electric	28747	
• Two Additional		
– Pneumatic	28748	
– 12V electric	28749	
Big Clem Accessory Package (for one operator)	25069	50
NOTE: Package contains accessories for one operator; order one package for each outlet. Order Apollo respirator separately.		
Accessory Package for all Big Clem models includes:		
• 50 ft x 1-1/4" ID Supa blast hose, coupled	23481	
• NHP-2, nylon nozzle holder (included on Supa) ...	04127	
• CQPS-2 nylon coupling (included on Supa)	08413	
• TXP-6 blast nozzle	23525	
• Blast hose safety cable	15013	
• One pair leather gloves	02243	
• Nylon tie (eight included with system)	02195 (each)	
• One 10-pack quick coupling gaskets	08853	
• One 10-pack nozzle washers	91026	
• One 25-pack Apollo 60/600 outer lenses	04361	
• One 5-pack Apollo 60/600 intermediate lenses	24943	

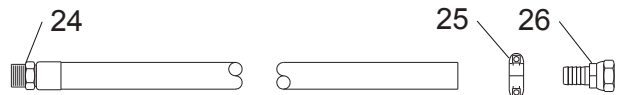
Description	Stock#	Wt.
Super Sack Rack, Factory-Installed		
• 60 cuft	28718	
• 120 cuft	28719	
• 160 cuft	28720	

Description	Stock#	Wt.
Big Clem Bulk Blast Machine, 1-1/4" piping		
1. Coupling, 1-1/4" thrd	00551	1
2. Gasket, coupling, pk of 10	00850	<.5
3. Ball valve w/ handle, 1-1/4"	02397	3
4. Handle, 1-1/4" ball valve	22532	<.5
5. Union/ball valve, 1-1/4"	25783	
6. Cover, fill port	05644	
7. Screen, fill port	05645	3
8. Gasket, manway door	20184	1
9. Pop-up valve w/stem, 8"	05643	13
10. Seal, 8" pop-up seat	05641	1
11. Air filter, 1/2"	03987	<.5
12. Element, 1/2" filter	03986	<.5
13. Compression coupling, 1-1/4"	01857	2
14. Gasket, 1-1/4" compression coupling	01886	<.5
15. Water separator tank, 16"	25753	
16. Petcock, 1/4"	01993	<.5
17. Hanger, hose	05158	
18. U-bolt 5/16"	03276	<.5
19. Check valve, 1-1/4"	02088	3
20. Rain cap	20829	1
21. Adaptor, 1-1/4" NPT x JIC	22529	1
22. AQV Quantum Valve	24447	18

Description	Stock#	Wt.
23. Fitting, 1-1/4" NPT male x 1-1/4" barb	22777	<.5
24. Fitting, female JIC swivel x 1-1/4" barb	22778	<.5
25. Clamp, 1-3/4" to 2-3/64"	25286	<.5
26. Hose Assembly (pusher line and air line)	25728	

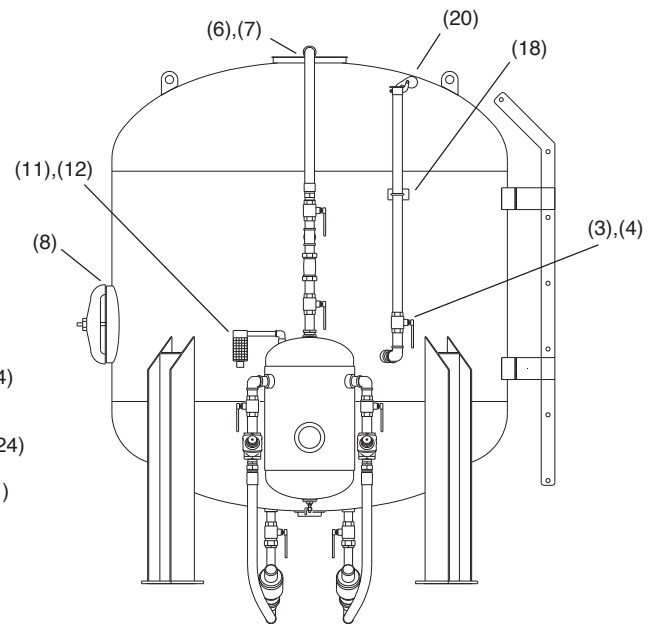
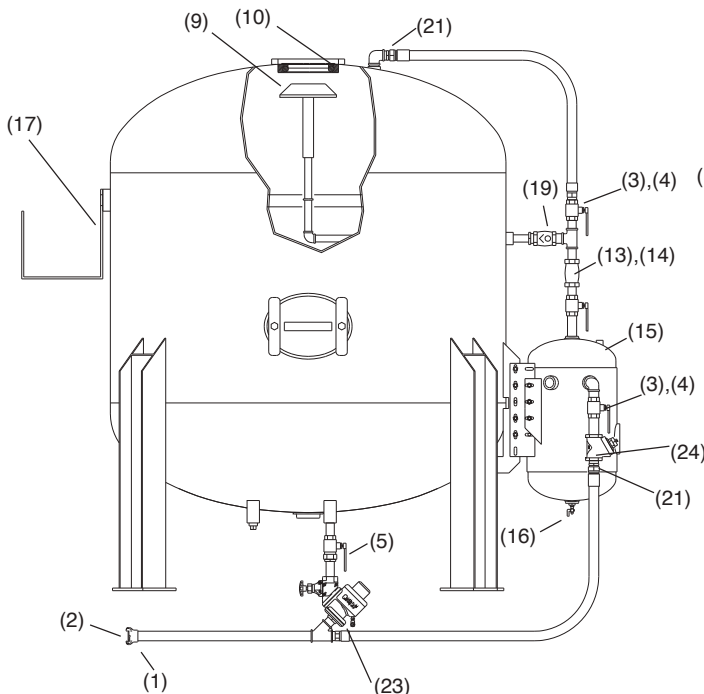
(26) Hose Assembly

Item 24 male fitting is factory installed. Cut uncoupled end of hose to required length. Insert item 25 female fitting and bolt on item 26 clamp.



Options/Accessories

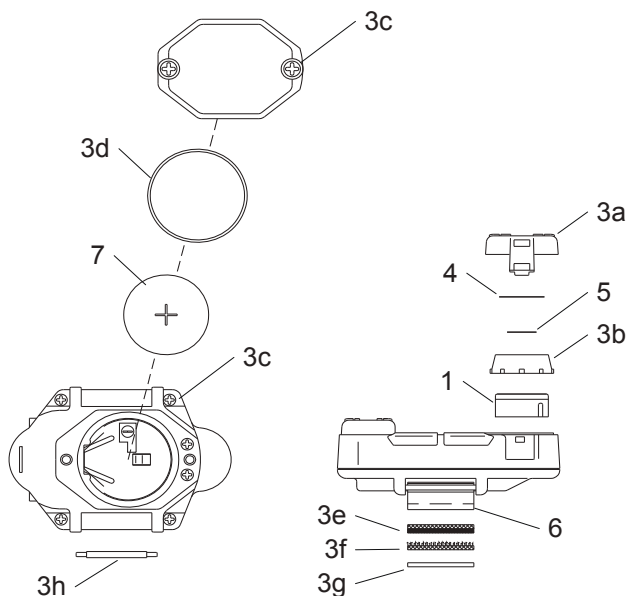
(-) Lock pin, coupling, pk of 25	11203	<.5
(-) Safety cable, 1-1/2" to 3" OD hose	15013	1
(-) Hose ID kit, two outlet	15890	
(-) Hose ID kit, four outlet	15891	



Description	Stock#	Wt.
-------------	--------	-----

Monitor Replacement Parts—CMS-3

1. Sensor	24616	<.5
2. Service kit: Includes Items 3, 4 and 5	24617	<.5
3. Kit, screws and seal	25577	<.5
• 3a Cap, sensor		
• 3b Gasket, sensor		
• 3c Screw set, 8 case and 4 battery cover		
• 3d O-ring, battery cover		
• 3e Velcro® tape, loop side, 1" x 1-1/4"		
• 3f Velcro® tape, hook side, 1" x 2" (2 ea)		
• 3g mounting strip (2 ea)		
• 3h spring pin (2 ea)		
4. Discs, sensor cover, pack of 10	25563	<.5
5. Filter, charcoal, pack of 5	25564	<.5
6. Mounting plate	25575	<.5
7. Battery, lithium, 3-volt, coin-type	24619	<.5



Section 14

Blast Room Recovery Systems

———— **CLEMCO[®]** ————

SWEEP-IN BLAST ROOM RECOVERY SYSTEMS

Recovery system technologies are engineered to suit specific abrasive/media types. Best performance is achieved when the recovery technology is suitable for the abrasive/media to be used and when a dedicated dust collector is installed to ventilate the abrasive/media cleaning system. Abrasive cleaner/reclaimer dust collection is especially critical when using aggressive abrasives, such as, aluminum oxide, silicon carbide, garnet, and others.

This table is intended to help you understand what is and is not included in the standard sweep-in systems on the following pages.

For guidance, contact your Clemco Field Sales Manager.

✓ means item is included

Description	Belt Systems	Hopper Systems	M-Section® Systems
Abrasives/media to be used	Heavy abrasives: steel and coarse-mesh	Heavy abrasives: steel and coarse-mesh	Lightweight abrasives such as glass bead, alox up to 36 grit, others less than 140 lbs/cuft
Upcharge for 60-degree conical bottom on blast machine and M-Sections	N/A	N/A	Option: For plastic media and starch media applications
Recovery unit	Belt conveyor unit with metering hoppers	✓ 2x2 ft or 3x3 ft recovery hopper	✓ M-Section® recovery assembly
Surface-mount ramp plates	N/A	N/A	Order separately
Steel grating rating	✓ 250 lbs/SF	✓ 250 lbs/SF	✓ 2,000 lbs/SF
Media reclaimer for pneumatic recovery	N/A	N/A	✓ 900 cfm with wear plate and adjustable vortex cylinder
Bucket elevator for mechanical recovery	✓ Included	✓ Included	N/A
Abrasive cleaner (AWAC)	✓ Specify left or right	Order separately	N/A
Dust collector	✓ Ventilates abrasive cleaner. Separate blast room dust collector must be ordered	Not included; order separately, one for ventilating the abrasive cleaner, another for ventilating the blast room.	✓ Ventilates media reclaimer. Separate blast room dust collector must be ordered
Storage Hopper	✓ 50CF	✓ 10CF Storage inside AWAC	✓ 6CF
Industrial blast machine	✓ 6 cuft Industrial Blast Machine package, 00924 (See description of package on page 7 in this section)	Order separately	✓ 6 cuft Stationary Blast Machine with fine-mesh AQC Metering Valve
Operator safety equipment	✓ Included (See description of equipment included in 00924 package on page 7 in this section)	Order separately	Order separately
Electrical control panel	✓ Included	Order separately	Order separately
Start-up supervision	✓ 1-day start up	Order separately	Order separately
Electrical supply	230V or 460V (please specify)	230V or 460V (please specify)	230V or 460V (please specify)

*See illustration on page 6 in this section. Two AWAC configurations are offered to suit equipment positioning at installation. From outside the blast room, face the bucket elevator discharge. For AWAC placement on the left, order left-hand AWAC, for AWAC placement to the right, order right-hand AWAC.

On-Site Service:

Technicians are available for service assistance with all industrial products for maintenance review and troubleshooting. Contact Project Administration (636) 239-8163 for scheduling and additional information.

For lightweight media (less than 140 lbs per cu ft)

IMPORTANT NOTES

Blast Media: When ordering, advise media type and mesh-size; this information is critical to ensure equipment is configured for the application.

Dust Collection: The dust collector provided is to ventilate the media reclamation system. A separate dust collector must be installed to ventilate the blast room. The blast room dust collector must be ordered separately.

Operator Safety Equipment: Must be ordered separately. See ‘Helmets and Safety Accessories

M-Section® Systems include:

Recovery assembly, 2000 lbs per square foot grating, 900 cfm media reclaimer with wear plate and externally-adjustable vortex cylinder, dust collector to ventilate the reclamation system, 6 cu ft stationary blast machine with 1¼” piping, flange and umbrella, AQV abrasive metering valve, TLR-300 remote controls with ACS, 6 cu ft media storage hopper, 50 ft coupled Supa blast hose, TXP-6 nozzle, pressure regulator, and 1½” air filter.

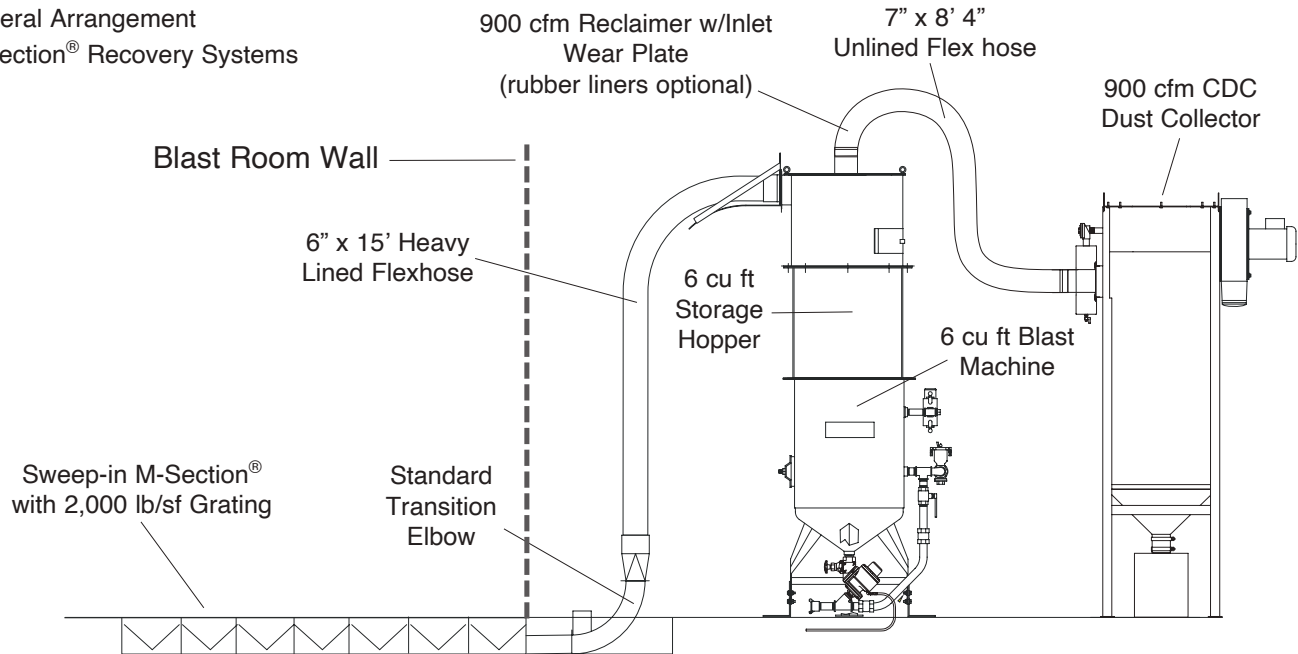
Description	Stock#	Wt.
-------------	--------	-----

- | | | |
|---|-------|--|
| • 8 ft L with 900 cfm CDC | 28227 | |
| • 8 ft L with RPH-2 reverse-pulse dust collector | 14217 | |
| • 10 ft L with 900 cfm CDC | 28228 | |
| • 10 ft L with RPH-2 reverse-pulse dust collector | 14220 | |
| • 12 ft L with 900 cfm CDC | 28229 | |
| • 12 ft L with RPH-2 reverse-pulse dust collector | 14223 | |

Options:

- | | | |
|--|-------|----|
| • Upcharge to system price for 60° slope blast machine and M-sections (for plastic and starch media) | 24783 | |
| • Ramp plate (needed for surface-mount systems) | | |
| –8 foot | 29444 | |
| –10 foot | 28809 | |
| –12 foot | 28811 | |
| • Reclaimer rubber liners, 900 cfm | 23151 | 47 |
| • Electrical control panel | | |
| –230v 3 ph 60 hz | 27876 | |
| –460v 3 ph 60 hz | 27877 | |

General Arrangement
M-Section® Recovery Systems



BELT CONVEYOR RECOVERY SYSTEMS (MECHANICAL)

For use with heavy (steel) and coarse-mesh abrasives

Belt Conveyor Systems include:

Belt conveyor 12" wide unit with metering hoppers, 250 lbs per square foot grating, bucket elevator assembly (4" wide belt) (1.5 HP motor) with integrated underspeed monitor, air-wash abrasive cleaner, RPH dust collector (for abrasive cleaner ventilation only), 50 cu ft storage hopper, 6 cu ft industrial blast machine package (see full description on page 7 in this section), and NEMA-12 electrical control panel assembly. Includes one-day start up supervision including travel expenses within the continental USA. Start up must be scheduled within one year of purchase.

NOTE: The dust collector provided with these systems is to ventilate the air-wash abrasive cleaner. A separate dust collector must be installed to ventilate the blast room. The blast room dust collector must be purchased separately.

Description	Stock#	Wt.
-------------	--------	-----

10 ft L sweep-in belt recovery system with AWAC

Orientation & Electrical Supply

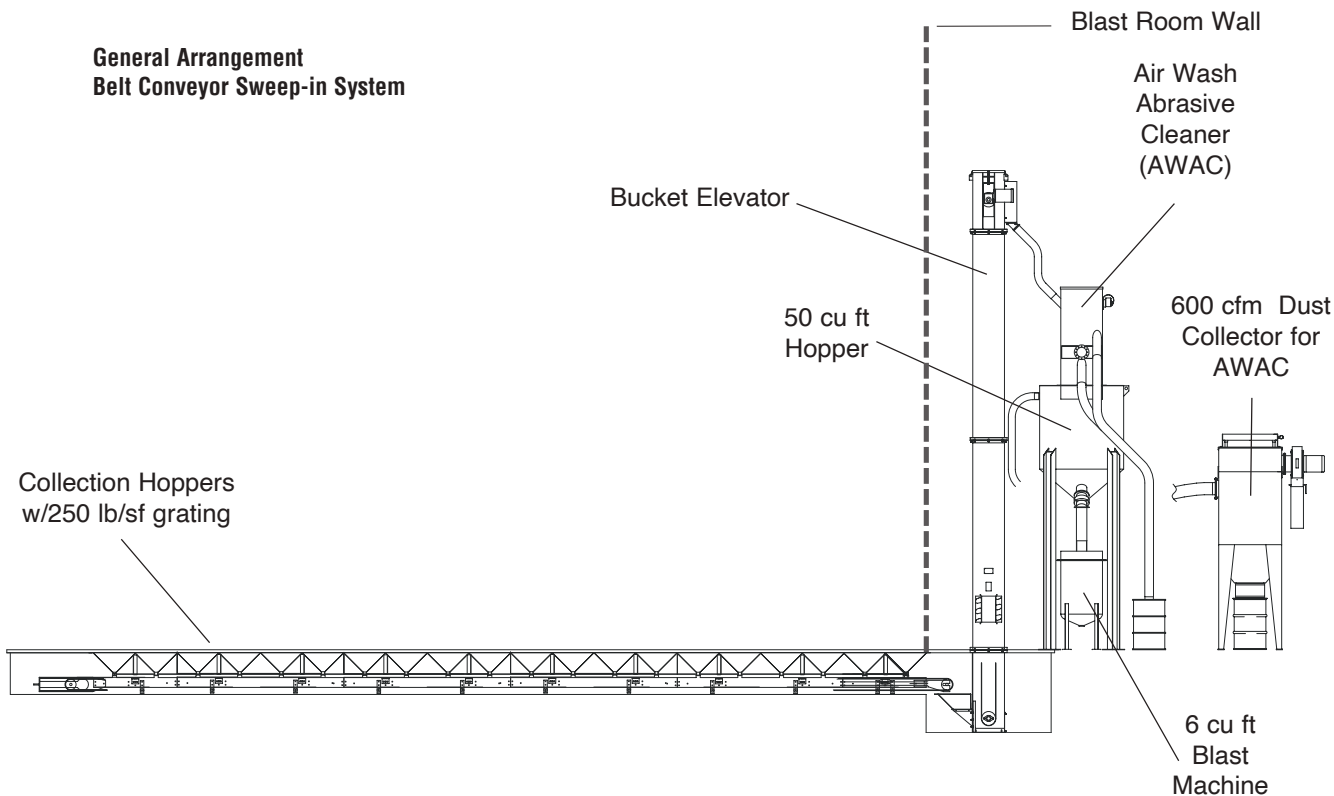
- Right Hand 230v 3 ph 60 hz 28201
- Right Hand 460v 3 ph 60 hz 28203
- Left Hand 230v 3 ph 60 hz..... 28200
- Left Hand 460v 3 ph 60 hz..... 28202

20 ft L sweep-in belt recovery system with AWAC

Orientation & Electrical Supply

- Right Hand 230v 3 ph 60 hz 27970
- Right Hand 460v 3 ph 60 hz 27402
- Left Hand 230v 3 ph 60 hz..... 27971
- Left Hand 460v 3 ph 60 hz..... 27972

**General Arrangement
Belt Conveyor Sweep-in System**



For use with heavy (steel) and coarse-mesh abrasives

Hopper Recovery Systems include:

Hopper assembly with 250 lbs per square foot grating and bucket elevator assembly (1 HP motor) with integrated underspeed monitor.

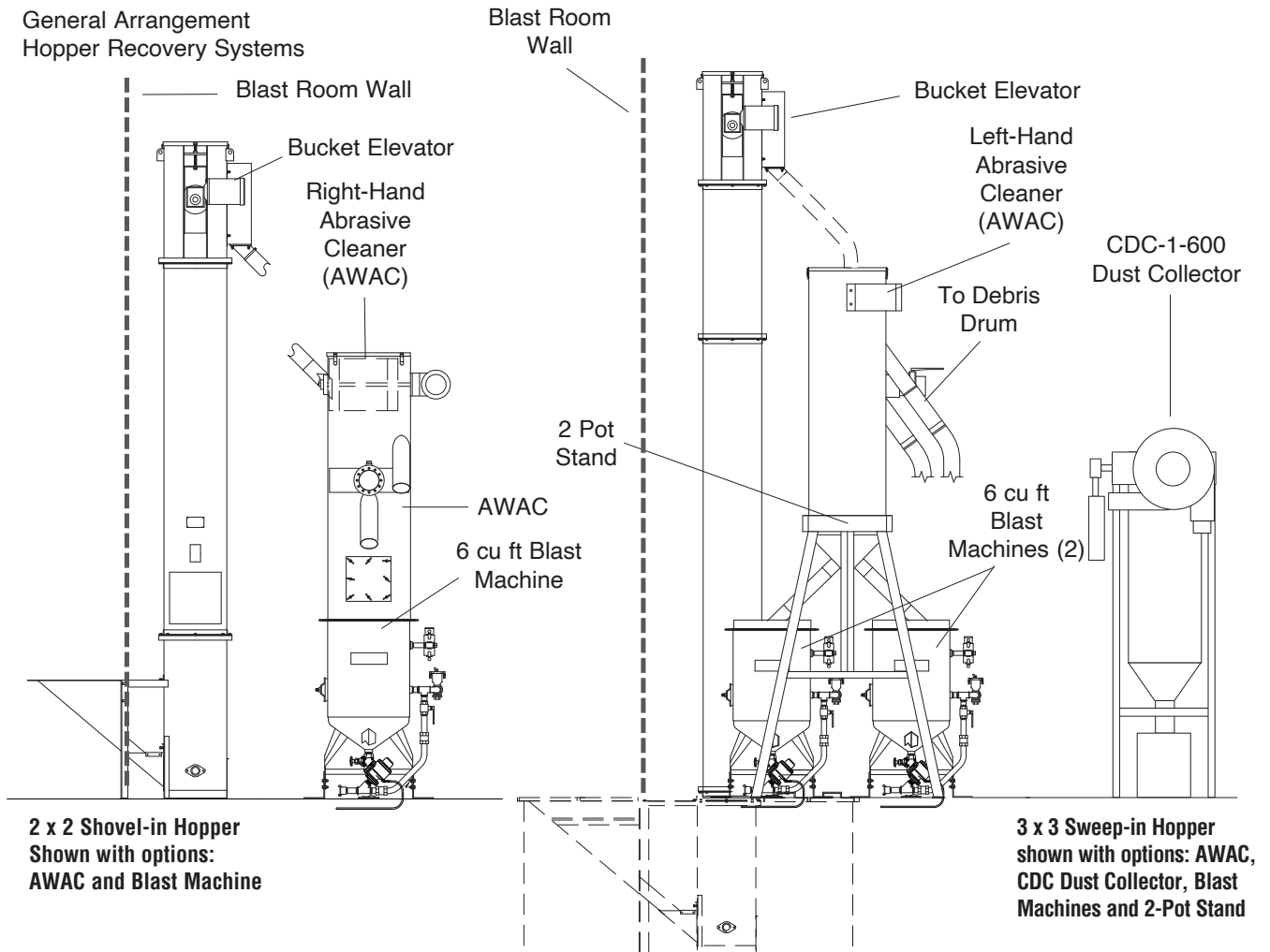
Specify electrics: 230v 3ph 60hz or 460v 3ph 60hz.

NOTE: ALL other room components must be purchased separately, such as air-wash abrasive cleaner, abrasive-cleaner dust collector, blast machine package, two-pot stand, operator safety equipment, electrical control panel, and blast room dust collector.

Description	Stock#	Wt.
-------------	--------	-----

3 ft L x 3 ft W sweep-in recessed-in-floor recovery system		
• For one blast machine	06468	1170
• For two blast machines (does not include two-pot stand)	27056	
2 ft L x 2 ft W shovel-in recovery system		
• For one blast machine	06427	805
Electrical control panel (hopper, abrasive cleaner, and 1 HP dust collector)		
• 230v 3ph 60hz	27874	
• 460v 3ph 60hz	27875	

OM 04115 Hopper Recovery Systems



BLAST ROOM COMPONENTS

Description	Stock#	Wt.
-------------	--------	-----

Air-Wash Abrasive Cleaner (AWAC)

(standard screen, 3/16" holes)

Specify electrics: 230v – 3ph – 60hz or 460v – 3ph – 60hz.

NOTE: From outside the blast room, face the bucket elevator discharge. To place AWAC to the left, order left-hand AWAC, to place AWAC to the right, order right-hand AWAC.

- For right-hand side location 21354
- For left-hand side location 21282

AWAC Stand for two blast machines (2-pot stand)

NOTE: When 2-pot stand will be used in conjunction with a bucket elevator, a four-foot extension to the bucket elevator **MUST** be installed. Does not include cover assembly.

- 2-pot stand 02594

Cover Assembly:

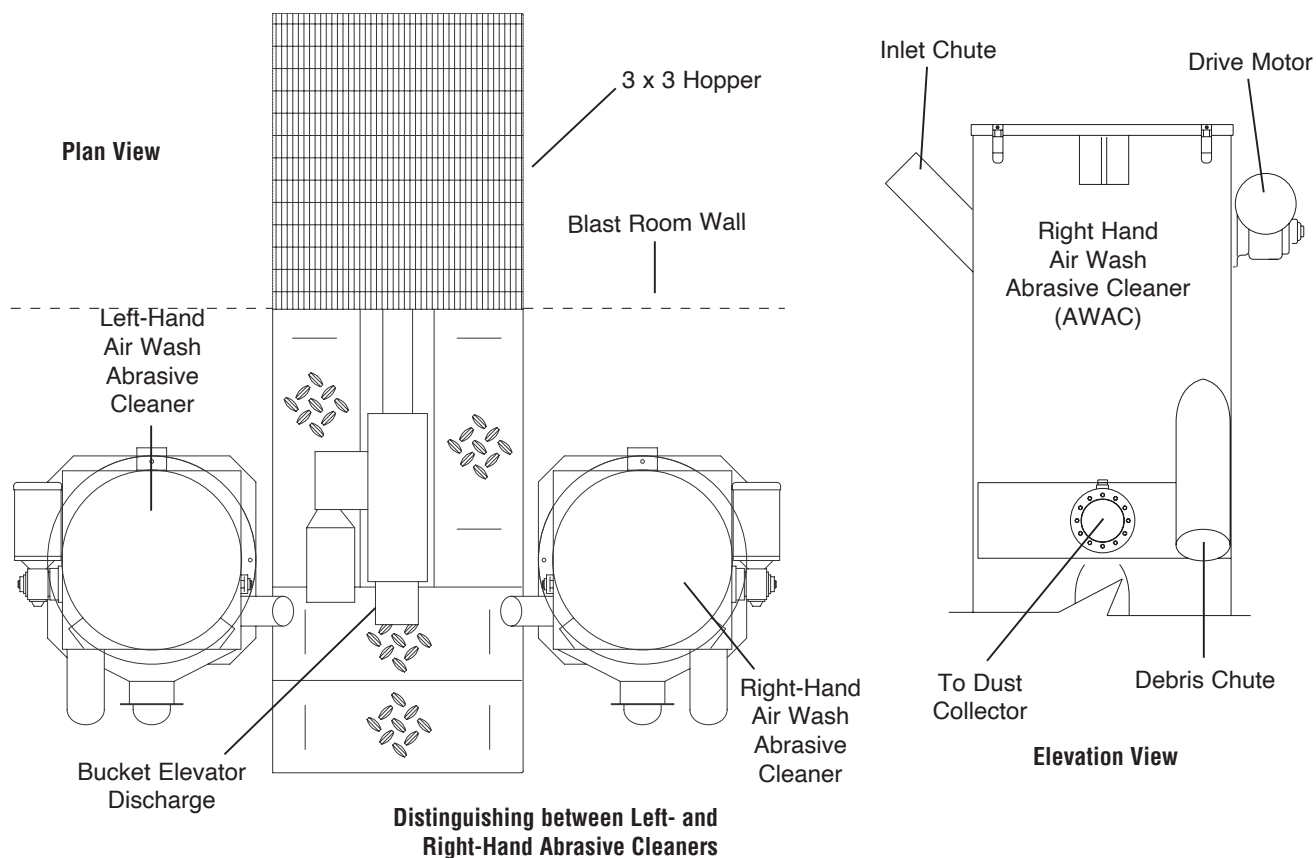
- For 24" blast machine with flange (2 required) 03104
- For 24" blast machine without flange (2 required) 02582

Description	Stock#	Wt.
-------------	--------	-----

AWAC Attachment Kits

- For blast machines without a flange:
 - Mounting kit to abrasive cleaner
 - For 24" diameter blast machine 10289
 - For 30" diameter blast machine 06856
 - For 36" diameter blast machine 06857
- For blast machines with a flange:
 - Seal kit 06855

OM 20547 Blast Room Components



Description	Stock#	Wt.
CDC-1 Dust Collector, 600 cfm		
For abrasive cleaner/media reclaimer		
• 115v 1ph 60hz.....	28255	555
• 230v/460v 3ph 60hz (specify voltage required)	28240	555
Replacement Hose for CDC-1 Dust Collector		
• Duct hose, 6" ID, per foot.....	12452	
• Duct hose clamps, 6" (2 required).....	00750	
Industrial Blast Machine Package		
Includes:		
6 CF stationary blast machine with flange and umbrella, Millennium inlet and piston outlet valves with AQP metering valve and ACS, 1¼" ID x 50 ft Supa™ blast hose coupled with NHP-2 nylon nozzle holder and CQPS-2 nylon coupling, TXP-6 nozzle, 1½" air filter with automatic drain, 10-pk nozzle washers, 10-pk coupling gaskets, and 6 abrasive trap screens		
Also includes:		
Apollo 600 HP DLX supplied-air respirator with Clem-Cool air conditioner, 50 ft respirator hose, CPF-20 breathing-air filter, heavy-duty blast suit (L), leather gloves, 25-pk outer perforated lenses, and 5-pk intermediate lenses.	00924	
Electrical Control Panel (hopper, abrasive cleaner, and 1 HP dust collector)		
• 230v 3ph 60hz.....	27874	
• 460v 3ph 60hz.....	27875	
Bucket Elevator		
Belting, 4" wide (per foot).....	06414	
Bucket, polyethylene	06486	
Washer, 1/4" Internal lock	03118	
Bolt and nut, for bucket.....	03119	
Splice bar assembly	06418	
• Pulley, bottom, winged, 8" diameter x 6".....	06385	
• Pulley, top, lagged, 6" diameter x 4".....	06386	
Motor, 1 HP	02981	
Gear reducer, 20:1	25473	
Drive shaft.....	05827	
Idler bearing.....	06057	
Access door window	05854	

Description	Stock#	Wt.
Abrasive Cleaner (AWAC)		
• Drum (standard) w/ 3/16" Holes.....	21290	
• Drum (optional) w/ 1/8" Holes.....	21353	
• Shaft, drum.....	06805	
• Bearing, idler	06812	
• Gear reducer, 60:1	06811	
• Motor, 1/4 HP	02980	
• Valve, 5" butterfly	21289	
• Hose, duct, 6" dia. per foot, (10 ft connects AWAC to D/C).....	12452	
• Clamp, 6" OD duct hose,ea.....	00750	
CDC-1 600 Dust Collector		
NOTE: Refer to Dust Collector section for CDC, RPH, and CDF collector parts.		
M-Section® Components		
M-section® with transition elbow, square/round adaptor, and grating panels.		
• 8 ft section.....	19015	
• 10 ft section.....	20076	
• 12 ft section.....	20436	

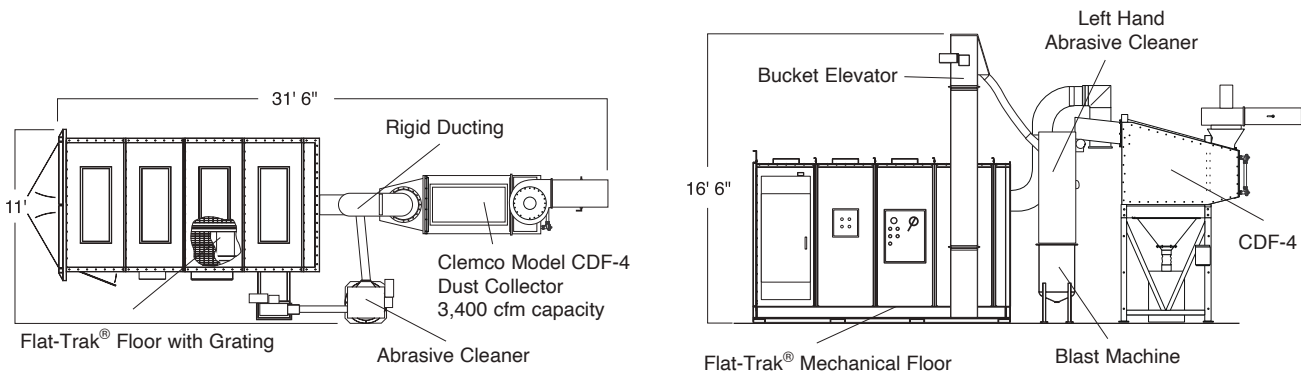
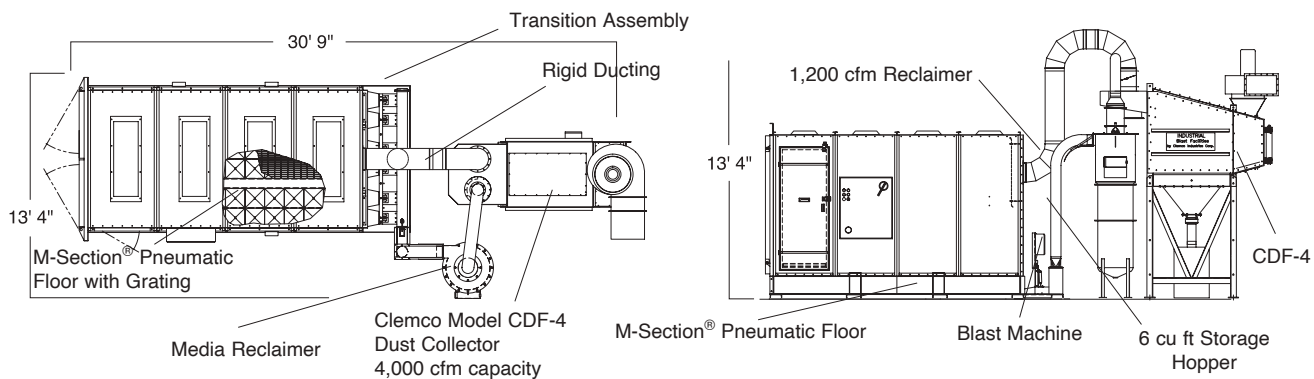
PREASSEMBLED BLAST ROOMS

A Clemco Preassembled Blast Room is a convenient and cost-effective standard equipment package. Each room ships as a full truck load on a step deck trailer, arriving ready to install. The equipment system includes:

Blast room enclosure, 14 ft L x 7 ft W x 8 ft H, fluorescent lights, one double work-door, one man-door, recovery floor and reclamation system, 6cuft 60° cone industrial blast machine package, CDF-4 dust collector, and electrical control panel. Standard electrical spec: 230v, 3-phase, 60 hz. Price includes one-day start up supervision including travel expenses within the continental USA. Wall curtains are optional.

General Arrangement Preassembled Blast Rooms

M-Section® Pneumatic Recovery System — Rooms with M-Section® recovery include media reclaimer with wear plate and externally adjustable vortex cylinder



Flat-Trak® Mechanical Recovery System — Room with Flat-Trak® recovery includes air-wash abrasive cleaner and bucket elevator.

Description	Stock#	Wt.
-------------	--------	-----

For glass bead, lightweight, and aggressive media

- M-Section® Recovery and blast machine with 60° cone. Includes wear protection for floor and reclaimer Call for Pricing

For heavy abrasives (steel grit)

- Flat-Trak® Recovery with bucket elevator and AWAC abrasive cleaner Call for Pricing

Section 15

Aerolyte Cabinets

———— **CLEMCO[®]** ————

We offer the following notes to aid in the sale of properly equipped cabinets so that your customers will have a system that suits their particular application. We recommend that you always consult the owner's manual for application and operational advice when preparing a cabinet quotation.

- **Standard Cabinet Specifications**

Standard electrical specifications are shown for each cabinet; non-standard electrics may be subject to an upcharge.

- **Media**

Aerolyte cabinets are designed/configured for use with non-aggressive, lightweight media. Unlike BNP and Pulsar cabinets, all AEROLYTE models are fabricated without media knockdown baffle but do include an adjustable vortex cylinder to minimize usable media carryover to the dust collector. The Aerolyte line includes both soda and plastic media cabinets.

- **Dry Filter dust collectors were discontinued in 2016.**

Replacement parts remain available. Choose appropriate CDC model offered in 300, 600, and 900 cfm.

- **Reverse-Pulse (RP) Collectors**

Choose from CDC, and RPH models. CDC models have 1 filter cartridge and manual pulsing. RPH models have multiple cartridges and automatic pulsing features. For DCD collectors, automatic pulsing is available as an option.

- **HEPA Filters**

For additional exhaust filtration beyond what the RP collector provides, high efficiency particulate air (HEPA) filters may be ordered for cabinets with RP collectors.

- **Model 6060A renamed 6060A-G2 in 2012**

An update in 2012 necessitated renaming. This model is now 6060A-G2. Dimensional changes affect curtain sizes, normally not a consideration when using plastic or other non-aggressive media.

Description	Stock#	Wt.
-------------	--------	-----

Bicarbonator™ Pressure Cabinets for Soda Media

Bicarbonator™ Intermittent-Use Models



(up to 2 hours per day)

Designed for intermittent use with bicarbonate of soda media; cabinets have 0.5 cu ft stationary pressure vessel, media hopper, doors on both sides, safety door interlocks, blow-off nozzle, ASV-3 3/16" orifice pressure-blast nozzle, and 600 cfm reverse-pulse dust collector.

- Model PSB 2342B 600
Work chamber 42" W x 23" D x 30" H;
1 HP exhauster motor, wired single-phase
60 hz electrics, 115V27049 1000
- Model PSB 3636B 600
Work chamber 36" W x 35" D x 37" H;
1 HP exhauster motor, wired single-phase
60 hz electrics, 115V28432 1100
- Model PSB 4050B 600
Work chamber 50" W x 39" D x 43" H;
1 HP exhauster motor, wired single-phase
60 hz electrics, 115V28433 1300

Bicarbonator™ HP High-Production Models



Designed for high production use with bicarbonate of soda media; cabinets have 2 cu ft stationary pressure vessel, media hopper, drop out chamber, doors on both sides, safety door interlocks, blow-off nozzle, ASV-3, 3/16" orifice pressure-blast nozzle, and 900 cfm reverse-pulse dust collector. Shipped wired for 230v standard if 460v is not requested at time of order.

- Model PSB 3636HP 900D
Work chamber 36" W x 35" D x 37" H;
5 HP exhauster motor, wired three-phase
60 hz electrics (Specify 230V or 460V)28215 3500
- Model PSB 4050HP 900D
Work chamber 50" W x 39" D x 43" H;
5 HP exhauster motor, wired three-phase
60 hz electrics (Specify 230V or 460V)28216 3700

Description	Stock#	Wt.
-------------	--------	-----

Bicarbonator Cabinet Accessories

- Anti-fatigue/static mat24744
- Armrest assembly for one operator24900
- Performance nozzle ASV-3, 3/16" orifice.....27014 <.5
- Door release, time-delay (2 doors)24163 <.5
- Filter cartridge
 - 900 cfm,.....22556
 - 600 cfm, 13" x 30".....25967
 - 300 cfm, 9" x 26".....25085
- HEPA Filter assembly, free standing, incl. HEPA, flex hose and clamps
 - 600 cfm.....23625 160
 - 900 cfm.....23626 170
 - Filter element22502
 - Conditioner, cartridge 23 lb23771 23
- Manometer kit12528 1
- Noise-reduction arm port covers.....29455 2
- Storage hopper, 2 cu. ft.....21128
- Table/ work tray with internal track 500 lb. capacity 17 1/2" x 18 1/2"
 - For model 2342.....24841 375
- Turntables, 20" dia., manual, fixed-base*
 - 25 lb capacity w/o bearing12412 25
 - 500 lb capacity w/bearing, for higher load capacities12411 60
- Turntable with workcar and 8 ft. track extension 500 lb. capacity
 - 20" dia. (model 3636).....13530 300
 - 20" dia. (model 4050).....12835 300
 - 30" dia. (model 4050).....24045 413

*Fixed-base models sit directly on grating and do not include workcar or track.

Description	Stock#	Wt.
-------------	--------	-----

Plastic and Other Non-aggressive Media

- Furnished with doors on both sides (except 6060), door safety interlocks, blow-off nozzle, TYP-5 nozzle, 3/4" ID coupled Supa blast hose and externally-adjustable vortex cylinder on reclaimer.
- 2.0 cubic foot capacity epoxy-lined pressure vessel with 60° conical bottom, foot-operated remote control, pressure relief valve, pressure regulator with gauge, and air filter.
- PDS, PDN, EPDS, and EPDN models are supplied with CDC single-cartridge dust collectors with manual cartridge cleaning.
- PRS, PRN, PRH, EPRS, EPRN, and EPRH models are supplied with RPH dual-cartridge reverse-pulse dust collectors with auto-pulse cartridge cleaning.

Description	Stock#	Wt.
-------------	--------	-----

Single-station Cabinets

Model 3636A Cabinets

OM ▶ 10784

Work chamber 36" W x 35" D x 37" H; 1HP exhauster motor, wired single-phase 60 hz electrics, 115V

- PDS 3636A, 600 reclaimer and CDC collector28097 1140
- PRH 3636A, 600 reclaimer and RPH collector.....24790 2100

Model 4050A Cabinets

OM ▶ 10784

Work chamber 50" W x 39" D x 43" H; 2 HP exhauster motor, wired three-phase 60 hz electrics (Specify 230V or 460V/60)

- PDN 4050A 900 reclaimer and CDC collector28098 1445
- PRH 4050A 900 reclaimer and RPH collector.....24791 2390

Model 6060A-G2 Cabinet

OM ▶ 27789

Work chamber 58" W x 58" D x 53" H; 2 HP exhauster motor, wired three-phase 60 hz electrics (Specify 230V or 460V/60)

- PRH 6060A-G2 900 reclaimer, RPH-2 and doors one side only.....25491 3424

Double-station Cabinet

Model 3672A Cabinets

OM ▶ 23475

2 stations / (1) nozzle
 Work chamber 73" W x 35" D x 37" H; 2 HP exhauster motor, wired three-phase 60 hz electrics (Specify 230V or 460V/60)

- PDN 3672A 900 reclaimer, CDC collector28099 1715
- PRH 3672A 900 reclaimer RPH collector.....24792 2675

Description	Stock#	Wt.
Aerolyte Plastic-media Cabinet Accessories		
• Anti-fatigue/static mat	24744	
• Armrest assembly for one operator	24900	
• Manometer kit	12528	1
• Noise-reduction arm port covers	24885	2
• Reclaim screen, #8 mesh with magnets	23147	2
• Reclaim screen, #4.5 coarse mesh with magnets.....	23146	2
• Storage hopper, 2 cu. ft.	21128	
• Table/work tray with internal track.....	24841	375
• Turntables, 20" dia., manual, fixed-base*		
– 25 lb capacity w/o bearing	12412	25
– 500 lb capacity w/bearing	12411	60
• Turntable, manual, fixed-base 500 lb capacity w/bearing*		
– 30" dia.,(models 4050)	14138	135
– 40" dia., (models 6060)	24042	200
– 48" dia., (models 6060)	13845	225
*Fixed-base models sit directly on grating and do not include work car or track.		
• Turntable with workcar and 8 ft. track extension		
– 500 lb. capacity		
– 20" dia. (models 3636)	13530	300
– 20" dia. (models 4050)	12835	300
– 30" dia. (models 4050)	24045	413
– 20" dia. (models 3672)	13899	430
• Turntable with workcar and 9 ft. track extension		
– 500 lb. capacity 30" dia. (models 6060)	25547	500
– 2000 lb. capacity (factory installed)		
30" dia. (models 6060)	25550	

Description	Stock#	Wt.
Aerolyte Cabinet Blast Machines		
For use with plastic and other non-aggressive media.		
2 cuft capacity, 16" dia., (60° Cone)		
Includes: FSV media valve, pop-up umbrella, reclaimer mounting flange, foot-operated remote control (does not include foot valve), 1" pilot-operated pressure regulator, 1" air filter, pressure relief valve, 3/4" x 16 ft. Supa hose coupled and TYP-5 nozzle.		
– Model 1646.....	20641	275

Aerolyte Portable Soft King

OM ▶ 21598

For use with bicarbonate of soda and other non-aggressive media

1.5 cuft machine, (60° cone)

For dry blasting, 1-1/4" piping, 150 psi, cart-mounted, with pneumatic remotes, 1" air filter and 50 ft twinline hose

22505 296

1.5 cuft machine, (60° cone)

For wet or dry blasting; as above plus: wetblast injector system & high-pressure water hose, shutoff valve/nozzle adaptor, 1-1/4" ID x 50 ft. Supa blast hose coupled, TMP-5 nozzle, machine screen, and cover

21460 427

Aerolyte Pool Pal Blast Machine

OM ▶ 24813

For use with alumina silicate, kieserite or glass bead media

Machine with remote controls

• 1 cuft capacity, 10" dia., blast machine, 1/2" piping, 125 psi. Includes: LMV lightweight media valve, remote control with handle, 16 ft. control hose, and air filter/moisture separator. Model 1042PP

24774 120

Aerolyte Pool Pal Blast Machine Package

• 1 cuft capacity, 10" dia., blast machine, 1/2" piping 125 psi. Includes: LMV lightweight media valve, remote control with handle, 16 ft. control hose, 1/2" ID x 16 ft. blast hose coupled, CT-2 (1/8" orifice) nozzle, air filter/moisture separator, blast machine screen and cover, and wetblast attachment. Model 1042PP Pkg.....

24775 160

Accessory (Optional)

• Wetblast attachment (water-ring).....

02701 1

Section 16

Pulsar Cabinets

———— **CLEMCO[®]** ————

These notes are offered to facilitate the sale of properly configured cabinets to ensure customer satisfaction. We recommend that you always consult the owner's manual for application and operational advice when preparing a cabinet quotation. See page vi in the front of the book for full-load amps.

• **Standard Cabinet Specifications**

Standard electrical specifications are shown for each cabinet; non-standard electrics may be subject to an upcharge. Reclaimer wear plates are standard on all models.

Pulsar cabinet models are available in three sizes: referred to as III, VI, and IX. Model designations are S for suction, P for pressure.

• **Air Jets (Orifices) and Nozzles**

In suction cabinets, the size of the air jet (aka orifice) determines the air-flow volume (cfm). Air jets are sized in 32nds of an inch. Nozzles are sized in 16ths. The sizes of the air jet and nozzle should match i.e. #5 air jet (5/32-inch) and #5 nozzle (5/16-inch). BNP guns come with an air jet only so that application-specific nozzle (ceramic, tungsten, or boron) can be ordered. Standard cabinets come with #5 BNP gun and #5 ceramic nozzle.

In pressure systems, the size of the nozzle determines the air flow volume (cfm). Standard pressure-blast cabinets include a 3/16" nozzle. Larger nozzles up to 5/16" can be used; but should be used only when necessary in high-production or difficult blasting applications that require a high volume of air. With larger nozzles, media flow should be lean or recovery from the cabinet hopper may be impaired.

• **Aggressive Media/Aluminum Oxide (Alox) Kits**

When using aggressive media, such as aluminum oxide, silicon carbide, or garnet, a rubber-lined reclaimer and an aluminum oxide kit should be factory installed. Alox kits include boron carbide nozzle and black rubber curtains (optional white curtains are available for improved reflectivity). Field-installed kits are listed in the cabinet replacement parts section of this book.

• **Heavy Metallic/Steel Media**

Pulsar cabinets (VI and IX suction models and III, VI, and IX pressure models) can effectively handle steel grit and shot with a steel media kit installed and with certain mesh-size limitations. Media size limitations: Pulsar III pressure and VI suction and pressure models—maximum G80 grit or S110 shot; Pulsar IX suction and pressure—maximum G50 grit or S170 shot. To prolong cabinet enclosure wear life, order rubber curtains.

• **Lightweight/Fine-Mesh Media**

When ordering a new cabinet or reclaimer replacement for use with media 180 mesh or finer, order an adjustable vortex cylinder; and request that the media knockdown baffle be removed. Removing it will minimize usable-media carryover to the dust collector. For plastic media, choose from the available Aerolyte models, which are configured for plastic and other non-aggressive media.

• **HEPA Filter Option**

Current Pulsar cabinet models are designed to include a removable cover plate on top to ease addition of an optional HEPA filter, stock no. 22807, which can be factory- or field installed. Older Pulsar models manufactured and shipped prior to January 2002 do not have a removable cover plate on top. Instructions for field modification of these older Pulsars are available. A HEPA can be field installed on cabinets shipped from February 2002 forward. To determine field conversion, consult the following serial number guide:

- Pulsar III: Serial numbers 50977 or higher
- Pulsar VI: Serial numbers 50966 or higher

Description	Stock#	Wt.
-------------	--------	-----

Suction Models

Pulsar Plus 55-S

OM ▶ 30423

Work chamber: 42" W x 23" D x 30" H,
1HP, 115v/1/60.....30363 850

Pulsar Plus III-S Models

OM ▶ 30421

Work chamber: 36" W x 35" D* x 37" H,
1HP, 115v/1/60, 300 cfm reclaimer

III-S.....29381 850
 • model with VI-S power module29393 950

Description	Stock#	Wt.
-------------	--------	-----

Suction Models

Pulsar Plus VI-S Models

OM ▶ 30421

Work chamber: 50" W x 39" D* x 43" H,
1 HP, 115v/1/60, 600 cfm reclaimer
VI-S.....29383 1150

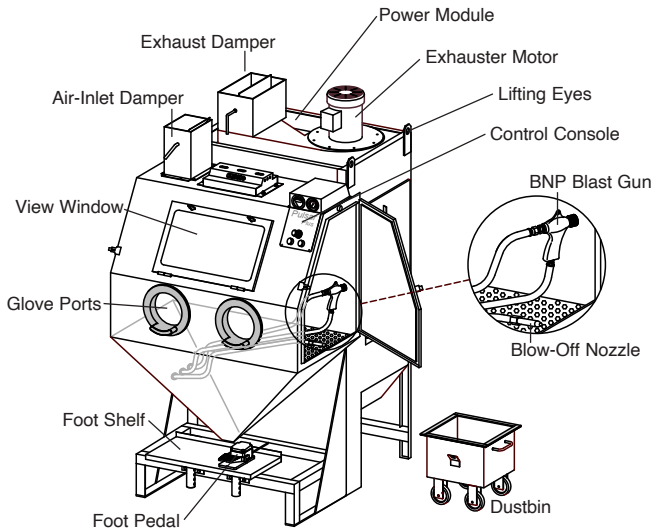
Following models are wired three-phase,
60 hz electrics (specify 230v or 460v).

Pulsar IX-S

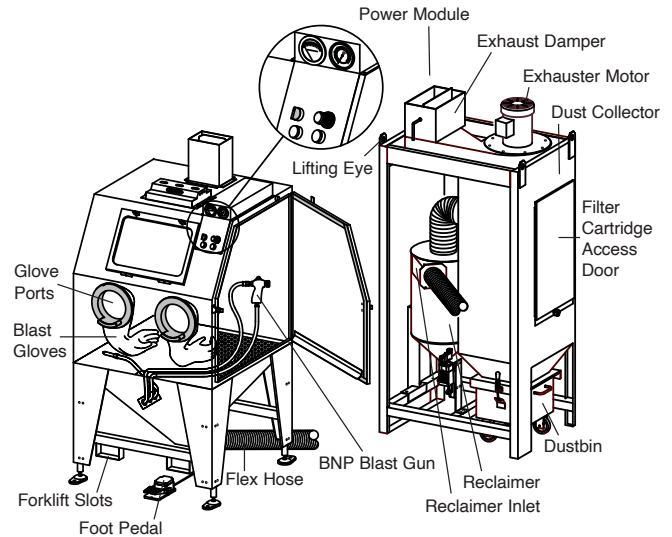
OM ▶ 23425

Work chamber: 55" W x 50" D x 45" H
2 HP, 230v/3/60, 900 cfm reclaimer
IX-S.....22747 1735

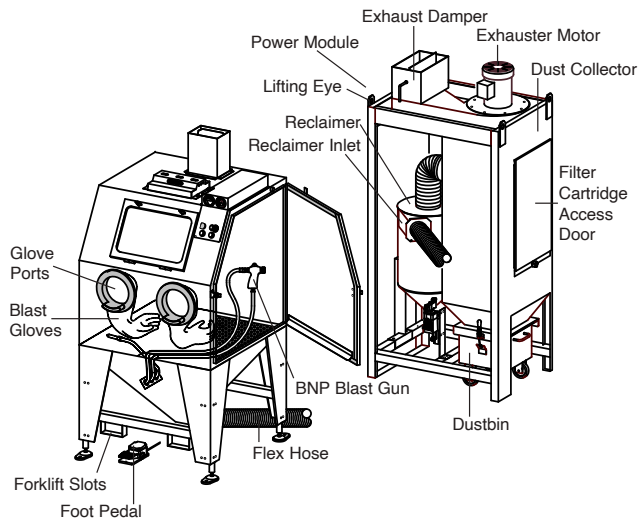
PULSAR PLUS 55-S



PULSAR PLUS VI SUCTION CABINET

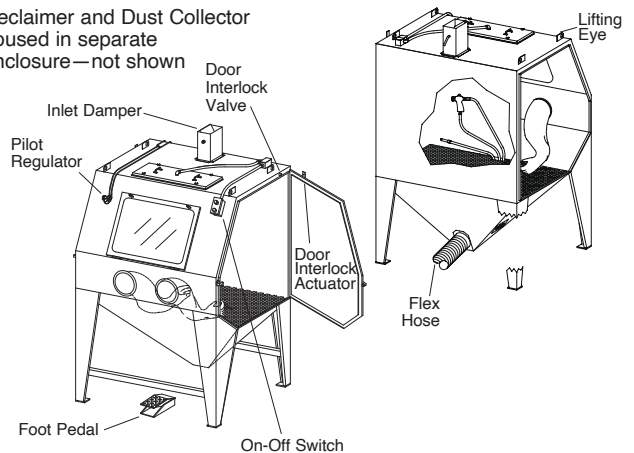


PULSAR PLUS III SUCTION CABINET



PULSAR IX SUCTION CABINET

Reclaimer and Dust Collector housed in separate enclosure—not shown



PULSAR PLUS SUCTION BLAST CABINET ACCESSORIES

Description	Stock#	Wt.
Pulsar Suction Cabinet Accessories		
NOTE: For field-installed accessories, see cabinet replacement parts section.		
• Air jet adjustment tool	19041	
• Aluminum oxide kits, factory-installed		
– 55s	12954	
– III-S	13310	
– III-S/VI	28895	
– VI-S	12942	
– IX-S	28897	
• Anti-fatigue floor mat	24744	
• Armrest assembly	24900	
• Auto-Pulse Kit	21773	
• Conversion, suction-blast to pressure-blast		
– VI	21660	
• Curtain sets, black		
– 55s	23530	
– III	23531	
– VI	23532	
– IX	22998	
• Curtain sets, white		
– 55s	23540	
– III	23541	
– VI	23542	
• Differential pressure gauge assembly		
Reclaimer	23355	
• Doors, pass-thru (15" square cut-out neoprene)		
When ordered factory installed, standard doors may be omitted upon request.		
• Right		
– III	23610	
– VI	23612	
• Left		
– III	23611	
– VI	23613	
• Door locks, time-delay	30873	
• HEPA filter assembly for		
– III (top mount)	30485	
– VI	30475	
– IX	22807	
• Manometer kit	12528	
• Metallic media kit (steel/metallic; grit/shot)		
Includes adaptors, light-lined hose, and black curtains. Factory-installed		
– VI	21797	
– IX	25160	
• Rubber liners for reclaimer		
Factory-installed		
– III-P and VI	24782	
– IX	23151	
• Rubber liners for cabinet hopper/sump		
Factory-installed		
– VI	23498	
• Table/work tray (17.5 x 18.5, 500 lb cap)		
low-profile, with internal track		
– For 55s	24841	

Description	Stock#	Wt.
• Tumble basket, 2-gallon, (9" OD x 8.25" L, 25 lb cap)		
– Door-mounted	12227	
– Replacement basket	12226	
• Turntables, manual, fixed-based*		
– Pulsar 55s, III & VI 20" diam, 25 lb cap, w/o bearing	12412	
– 20" diam, 500 lb cap, w/bearing	12411	
– Pulsar III & VI: 30" diam, 500 lb cap, w/bearing	14138	
*Fixed-base turntables sit directly on grating, do not include work car or track		
• Turntables, 500 lb cap, with work car and track		
– For III		
• 20" diam	13530	
– For VI		
• 20" diam	12835	
• 30" diam	24045	
– For IX		
• 40" diam	23885	
• Dust Collector Cartridges		
– 55s	30187	
– III-S	30187	
– VI-S (600)	30241	
– IX-S	19121	

Description Stock# Wt.

Pressure Models

NOTE: III-P models include VI-P power module

Pulsar Plus III-P

OM 21527

Work chamber: 36" W x 35" D* x 37" H,
1 HP; 115v/1/60, 600 cfm reclaimer

III-P29382 1260

Pulsar Plus VI-P

OM 21527

Work chamber: 50" W x 39" D* x 43" H,
1 HP; 115v/1/60, 600 cfm reclaimer

VI-P29384 1550

Description Stock# Wt.

Pressure Models

Pulsar IX-P

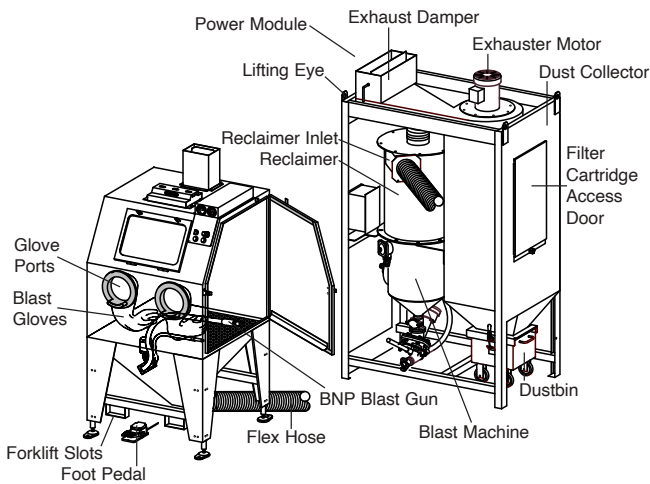
OM 23430

Work chamber: 55" W x 50" D x 45" H,
2 HP; 230v/3/60, 900 cfm reclaimer

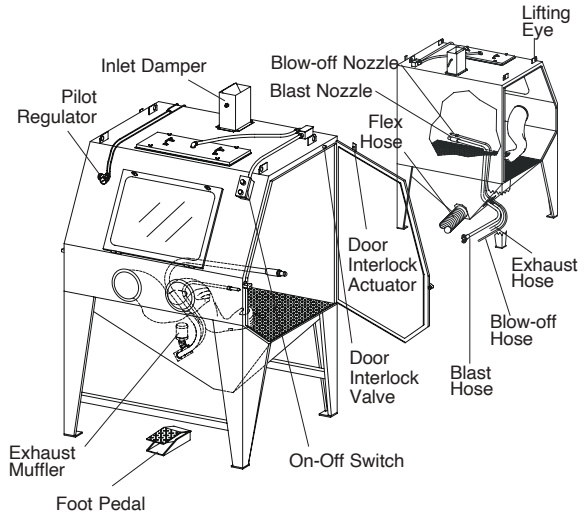
IX-P23250 2220

NOTE: Pulsar IX cabinets comprise two individual components: the cabinet enclosure and a skid-mounted power module which houses the reclaimer and dust collector.

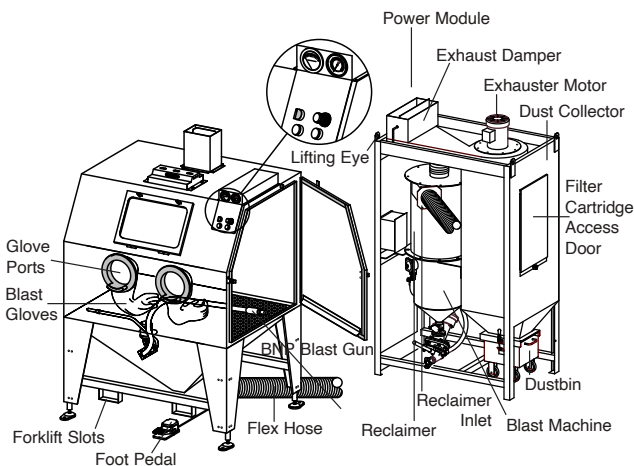
PULSAR PLUS III-P PRESSURE CABINET



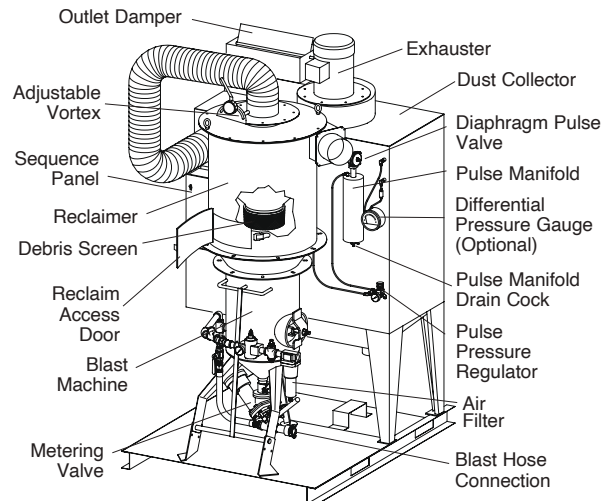
PULSAR IX-P PRESSURE CABINET (FRONT VIEW)



PULSAR PLUS VI-P PRESSURE CABINET



PULSAR IX-P PRESSURE CABINET (BACK VIEW)



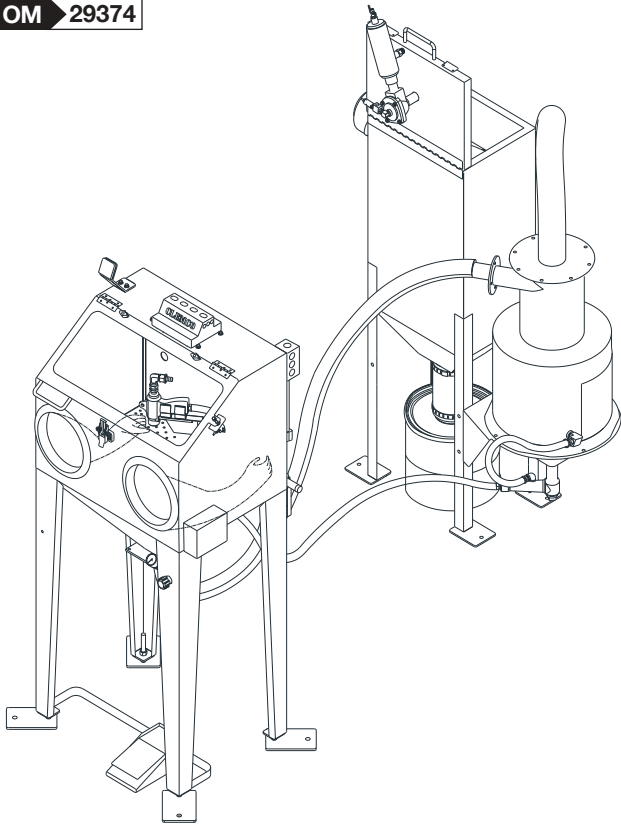
PULSAR PLUS PRESSURE BLAST CABINET ACCESSORIES

Description	Stock#	Wt.
Pulsar Pressure Cabinet Accessories		
NOTE: For field-installed accessories see cabinet replacement parts section.		
• Aluminum oxide kits, factory-installed		
– III-P	28898	
– VI-P	22673	
– IX-P	28905	
• Anti-fatigue floor mat.....	24744	
• Conversion, Sentinel metering valve		
– Fine-mesh valve to coarse-mesh.....	22848	
– Coarse-mesh to fine-mesh.....	22849	
• Curtain sets, black		
– III	23531	
– III-E.....	25086	
– VI	23532	
– VI-E.....	25087	
– IX	22998	
• Curtain sets, white		
– III	23541	
– III-E.....	25088	
– VI	23542	
– VI-E.....	25089	
• Differential pressure gauge assembly Reclaimer.....	23355	
• Doors, pass-thru (15" square cut-out neoprene) When ordered factory installed, standard doors may be omitted upon request.		
• Right		
– III	23610	
– VI	23612	
• Left		
– III	23611	
– VI	23613	
• Door locks, time-delay: III, VI & IX.....	30873	
• HEPA filter assembly		
– III	30485	
– VI	30475	
– IX (top mount)	22807	
– Filter element 24"	22502	
• Manometer kit	12528	
• Metallic media kit (steel/metallic; grit/shot) Includes adaptors, light-lined hose, and black curtains. Factory-installed		
–III-P.....	30875	
–VI-P.....	30498	
–IX-P.....	25160	
• Rubber liners for reclaimer		
–III-P, VI-P (old style).....	24782	
–III-P, VI-P.....	29541	
–IX-P.....	23151	
• Rubber liners for cabinet hopper/sump		
–III-P.....	30888	
–VI-P.....	23499	

Description	Stock#	Wt.
• Turntables, manual, fixed-based*		
– For III-P, VI-P and IX-P; 20" diam, 25 lb cap, w/o bearing	12412	
– 20" diam, 500 lb cap, w/bearing	12411	
– For III-P, VI-P and IX-P; 30" diam, 500 lb cap, w/bearing	14138	
– For IX-P; 40" diam, 500 lb cap, w/bearing	24042	
*Fixed-base turntables sit directly on grating, do not include work car or track		
• Turntables, 500 lb cap, with work car and track		
– For III		
• 20" diam	13530	
– For VI		
• 20" diam	12835	
• 30" diam	24045	
– For IX		
• 40" diam	23885	
• Dust Collector Cartridges		
– III-P.....	30241	
– VI-P.....	30241	
– IX-P.....	19121	

Description	Stock#	Wt.
(-) Pulsar-3D Suction Blast Cabinet	29793	
(-) Replacement Glove, left hand.....	29905	1
(-) Replacement Glove, right hand	29906	1
(-) Replacement Filter Cartridge 8" x 16" with gasket.....	29903	1

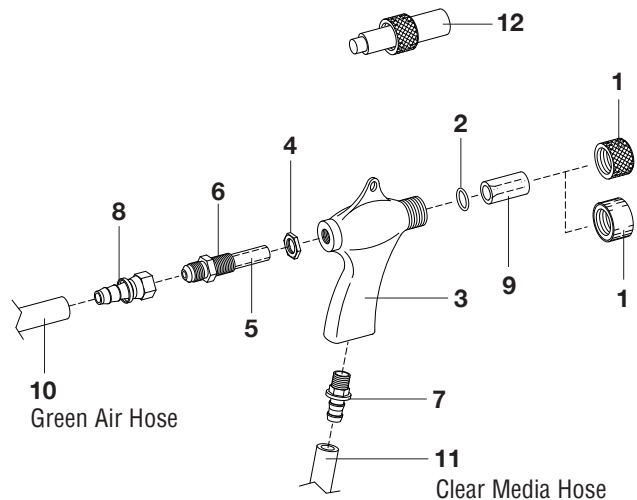
OM 29374



Description	Stock#	Wt.
-------------	--------	-----

BNP® Gun and Hose Assembly:

(-) BNP Gun assemblies less nozzle, includes items 1 (brass) through 7		
• No. 4 Gun	12301	1
• No. 5 Gun	12302	1
1. Nut, Nozzle Holding		
• Standard, Knurled Brass	11914	>.5
• Urethane Covered	11574	>.5
2. O-ring.....	08975	>.5
3. Gun Body	11802	.5
4. Lock Nut, Air Jet	11913	>.5
5. Rubber Sleeve.....	12097	>.5
6. Air Jet Assembly, includes Item 5		
• No. 4 Gun	12342	>.5
• No. 5 Gun	12343	>.5
7. Fitting Hose, 3/8" NPT x 1/2" Barb.....	06369	>.5
8. Hose End, 1/2" Barb x 1/2" Fem. Swivel	15002	>.5
9. Nozzle, Ceramic		
• No. 5, green tip.....	11930	>.5
Nozzle, Tungsten Carbide		
• No. 5.....	13118	>.5
Nozzle, Boron Carbide		
• No. 5.....	11935	>.5
10. Hose, 1/2" Air, Specify Foot Required.....	12472	>.5
11. Hose, Media, Clear, Specify Foot Required	12476	>.5
12. Adjusting Tool, Correctly Positions Air Jet.....	19041	>1



Section 17

BNP Hand Cabinets

————— **CLEMCO**[®] —————

These notes are offered to facilitate the sale of properly configured cabinets to ensure customer satisfaction. We recommend that you always consult the owner's manual for application and operational advice when preparing a cabinet quotation.

- **Standard Electrical Specifications**

Electrical specifications are shown on each cabinet page. Non-standard electrics may be available and may incur an upcharge. Consult Customer Service. See page vi in the front of the book for full-load amps.

Cabinets with single-phase wiring have dual voltage motors, 115v/208-230v/1/60. The cabinet standard is 115 volt; if 208-230v is required, please specify the voltage when placing your order.

Cabinets with 3-phase wiring have dual voltage motors, 230v/460v/3/60. The standard is 230v, if 460 is required please specify the voltage when placing your order.

- **Air Jets (Orifices) and Nozzles**

In suction cabinets, the size of the air jet (aka orifice) determines the air-flow volume (cfm). Air jets are sized in 32nds of an inch. Nozzles are sized in 16ths. The sizes of the air jet and nozzle should match i.e. #5 air jet (5/32-inch) and #5 nozzle (5/16-inch). BNP guns come with an air jet only so that application-specific nozzle (ceramic, tungsten, or boron) can be ordered. Standard cabinets come with #5 BNP gun and #5 ceramic nozzle.

Before substituting nozzles larger than the one supplied as standard, consult the Nozzle Options and Media sections in the Owner's Manual. A larger reclaimers and dust collector may be needed for optimum performance.

In pressure cabinets, the size of the nozzle determines the air-flow volume (cfm). Standard cabinets come with a 3/16" nozzle. Larger nozzles may be used in some applications. Media flow should be adjusted or recovery from the cabinet hopper may be impaired.

- **CDC Dust Collector Dimensions (Allow additional height for filter replacement)**

- CDC-1-300: 25" x 27" x 94"; (cartridge: 36"H); CDC-1-600: 25" x 27" x 94"; (cartridge: 36"H)
- CDC-1-900: 25" x 27" x 96"; (cartridge: 52"H)

- **Reverse-Pulse (RP) Collectors**

Choose from CDC and RPH models. CDC models have 1 filter cartridge and manual pulsing. RPH models have multiple cartridges and automatic pulsing features.

- **HEPA Filters**

For additional exhaust filtration, high efficiency particulate air (HEPA) filters may be ordered for CDC and RPH collector.

- **Adjustable Vortex Cylinder**

Adj vortex for fine-media is standard on RPH cabinet models and optimal on cabinet models with CDC collector in 600 and 900 sizes. Reclaimers wear plates are standard on all models.

- **Aggressive Media/Aluminum Oxide (Alox) Kits**

When using aggressive media, such as aluminum oxide, silicon carbide, or garnet, a rubber-lined reclaimers and an aluminum oxide kit are recommended. Alox kits include boron carbide nozzle and black rubber curtains (white are also available when reflectivity is desired). Field-installed kits also include light-lined flex hose and reclaimers wear plate.

- **Heavy Metallic/Steel Media**

When using heavy ferrous metallic media, such as steel grit (maximum G50) or shot (maximum S170), for sufficient exhaust velocity, order 900 cfm or larger reclaimers with the BNP-65 and 220, and 1200 cfm or larger with BNP-600/6012 and 720/7212 and Double cabinets. Reclaimers and flex hose must be sized for this heavier media. To prolong cabinet enclosure wear life, install rubber curtains.

- **Lightweight/Fine-Mesh, Non-aggressive Media**

When ordering a cabinet that will be used with media 180 mesh or finer, order an adjustable vortex cylinder; and specify that the media knockdown baffle be removed. Removing it will minimize usable-media carryover to the dust collector. For plastic media, choose from the available Aerolyte models, which are designed/configured for applications calling for plastic or other non-aggressive media.

- **BNP-600 and BNP-720 Mini Blast Rooms now called BNP 6012 and 7212**

Cabinet updates in 2012 necessitated renaming. Dimensional changes affect curtain sizes. Make sure to verify cabinet model before ordering replacement alox kits or curtains. BNP 600 is now BNP 6012; BNP 720 is now BNP 7212.

Description	Stock#	Wt.
BNP 55		
Suction Models		
Work chamber 42" W x 23" D x 30" H 115v/208-230v1/60. Wired for 115v unless otherwise requested at time of order.		
Please see CDC collectors note and chart in Section 22, CDC Collectors Section 21, Page 4.		
• BNP 55S-300 CDC, 1/2 HP	28087	674
• BNP 55S-600 CDC, 1 HP	28088	802
Following models are wired three-phase, 60 hz electrics (specify 230v or 460v).		
• BNP 55S-600 CDC, 1 HP	28089	802

Description	Stock#	Wt.
BNP 55 Accessories		
(For cabinet replacement parts, see Section 22, page 4-5)		
Aluminum oxide kit: Includes #5 suction boron carbide nozzle & black rubber wall curtains. Does not include rubber-lined reclaimer. Factory installed.		
• for BNP 55S-300 and 55S-600, 1 HP	12954	25
Aluminum oxide kits, field installed		
• Anti-fatigue mat	24744	8
• Armrest assembly for one operator	24900	
• Curtain set, black	23530	20
• Curtain set, white	23540	20
• Door locks, time-delay two doors	24163	
• Gunmount, adjustable suction only	12318	2
• HEPA filter, free-standing		
– 600 cfm	23625	150
• Filter element	22502	
• Manometer kit	12528	1
• Noise-reduction arm ports	29455	2
• Reclaimer rubber liner set		
– 600 cfm (old style)	23150	60
– 600 cfm (current)	29541	60
• Tumble basket, 2-gallon		
– 9" OD x 8-1/4" L	12227	37
– Replacement Basket	12226	
• Turntables, 20" dia., manual, fixed-base*		
– 25 lb capacity w/o bearing	12412	25
– 500 lb capacity w/bearing, for higher load capacities	12411	60
*Fixed-base models sit directly on grating and do not include workcar or track.		
• Table/work tray, 500 lb capacity, with internal track	24841	

Description Stock# Wt.

BNP 65

- For dusty applications or when using metallic grit (maximum G-50) or shot (maximum S-170), reclaimers rated at 900 cfm are recommended
- CDC collectors are serviced from the top, requiring additional height allowance for replacing the filter cartridge.
- Please see CDC collectors note and chart in Section 21, page 4.
- For steel applications, flex hose and adaptors must be sized appropriately. Optional rubber curtains recommended. See "M" models for steel-ready cabinets.

Suction Models

OM 21309

Work chamber 36" W x 35" D x 37" H
115v/208-230V/1/60. Wired for 115v unless otherwise requested at time of order.

- BNP 65S-300 CDC, 1/2 HP 28091 765
- BNP 65S-600 CDC, 1 HP 28092 850

Following models are wired three-phase, 60 hz electrics (specify 230v or 460v).

- BNP 65S-600 CDC, 1 HP 28093 850
- BNP 65SM-900 CDC for steel grit 50 mesh or finer; shot media, 170 mesh or finer, 2 HP 28414 1000

Pressure Models

OM 21278

Work chamber 36" W x 35" D x 37" H
115v/208-230V/1/60. Wired for 115v unless otherwise requested at time of order.

- BNP 65P-600 CDC, 1 HP 28094 1140
- BNP 65P-600 RPH, 1 HP 24784 2100

Following models are wired three-phase, 60 hz electrics (specify 230v or 460v).

For steel grit 50 mesh or finer; steel shot media 170 mesh or finer

- BNP 65PM-900 CDC for steel grit or shot, 2 HP 28095 1290
- BNP 65PM-900 RPH for steel grit or shot, 2 HP 27451 2100

Description Stock# Wt.

BNP 65 Accessories

For cabinet replacement parts, see Section 22, page 6-7.

Aluminum oxide kits: Includes #5 suction or #3 pressure boron carbide nozzle and black rubber wall curtains. Does not include rubber-lined reclaimer. Factory installed.

- For BNP 65S-300 and BNP 65S-600 13310 30
- For BNP 65P-600 28898 30

Aluminum oxide kits, field installed, see Section 22, page 2.

- Anti-fatigue mat 24744
- Armrest assembly 24900
- Curtain set, black 23531 28
- Curtain set, white 23541 28
- Door, air-powered, vertical lift,
 - left 21855
 - right 21857
- Door release, time-delay two doors 24163
- Gun mount, adjustable 12318 2
- HEPA filter, free-standing
 - 600 cfm 23625 187
 - 900 cfm 23626 210
 - filter element, 24" 22502 37
- Manometer kit 12528 1
- Noise-reduction arm ports 24885 2
- Pass through door
 - Right 23610
 - Left 23611
- Reclaimer rubber liner set
 - 600 cfm (old style) 23150 60
 - 600 cfm (current) 29541 60
 - 900 cfm 23151
- Tumble basket, 2-gallon (suction only)
 - 9" OD x 8-1/4" 12227 37
 - replacement basket 12226 9
- Turntables, manual, fixed-base*
 - 20" dia., 25 lb capacity, w/o bearing 12412 25
 - 20" dia., 500 lb capacity 12411 60
 - 30" dia., 500 lb capacity 14138 126

*Fixed-base models sit directly on grating and do not include workcar or track.

- Turntables, manual, 500 lb capacity 20" dia. w/workcar and 8ft track extension 13530 300

Description Stock# Wt.

BNP 220

- For dusty applications or when using metallic grit (maximum G-50) or shot (maximum S-170), reclaimers rated at 900 cfm are recommended.
- Please see CDC collectors note and chart in Section 21, page 4.
- For steel applications, flex hose and adaptors must be sized appropriately. See "M" models for steel-ready cabinets.

Suction Models



Work chamber 50" W x 39" D x 43" H
115v/208-230v1/60. Wired for 115v unless otherwise requested at time of order.

- BNP 220S-600 CDC, 1 HP 28166 1025
- BNP 220S-600 RPH, 1 HP 24785 1870

Following models are wired three-phase, 60 hz electric (specify 230v or 460v).

- BNP 220S-600 CDC, 1 HP 28167 1025
- BNP 220S-900 CDC, 2 HP 28168 1155
- BNP 220S-900 RPH, 2 HP 19965 2010

For steel grit 50 mesh or finer; steel shot 170 mesh or finer

- BNP 220SM-900, CDC 2 HP 28416 155

Pressure Models



Work chamber 50" W x 39" D x 43" H.

All models are wired three-phase, 60 hz electric (specify 230v or 460v).

- BNP 220P-900 CDC, 2 HP 28169 1445
- BNP 220P-900 RPH, 2 HP 24193 2265

For steel grit 50 mesh or finer; shot 170 mesh or finer

- BNP 220PM-900 CDC for steel grit or shot, 2 HP 28170 1445
- BNP 220PM-900 RPH, for steel grit or shot, 2 HP 27455 2265

Description Stock# Wt.

BNP 220 Accessories

For cabinet replacement parts, see Section 22, page 8-9.

Aluminum oxide kits: Includes #5 suction or #3 pressure boron carbide nozzle and black rubber wall curtains. Does not include rubber-lined reclaimer.

- For BNP 220S-600 and BNP 220S-900 12942 45
- For BNP 220P-900 28899 45

Aluminum oxide kits, field installed, see Section 22, page 2.

- Anti-fatigue mat 24744
- Armrest assembly for one operator 24900
- Curtain set, black 23532 38
- Curtain set, white 23542 38
- Door, air-powered vertical lift
 - left 21850
 - right 21852
- Door release, time-delay two doors 24163
- Gun mount, adjustable 12318 2
- HEPA filter, free-standing
 - 600 cfm 23625 187
 - 900 cfm 23626 210
 - filter element, 24" 22502 37
- Manometer kit 12528 1
- Noise-reduction arm ports 24885 2
- Pass through door
 - Right 23612
 - Left 23613
- Reclaimer rubber liner set 600 cfm 23150 60
- Tumble basket, 2-gallon
 - 9" OD x 8-1/4" L (suction only) 12227 37
 - replacement basket 12226 9
- Turntables, manual, fixed-base, *
 - 20" dia., 25 lb capacity, w/o bearing 12412 25
 - 20" dia., 500 lb capacity 12411 60
 - 30" dia., 500 lb capacity 14138 126

*Fixed-base models sit directly on grating and do not include workcar or track.

- Turntables, manual, w/workcar and 8ft track extension
 - 20" dia., 500 lb capacity 12835 25
 - 30" dia., 500 lb capacity 24045 415

DOUBLE BLAST CABINETS and ACCESSORIES

Description	Stock#	Wt.
-------------	--------	-----

For dusty applications or when using metallic grit (maximum G-50) or shot (maximum S-170), reclaimers rated at 1200 cfm or larger are recommended.

- Please see CDC collectors note and chart Section 21, page 4.
- For steel applications, flex hose and adaptors must be sized appropriately. See "M" models for steel-ready cabinets.
- *For steel grit 50 mesh or finer; steel shot 170 mesh or finer

BNP Double 65 Suction Models

OM 22963

Work chamber 73" W x 35" D x 37" H. All models are wired three-phase, 60 hz electrics (specify 230v or 460v). Includes two BNP guns/two foot pedals.

- | | | |
|-----------------------------|-------|------|
| • BNP Dbl 65S-900 CDC, 2 HP | 28388 | 1500 |
| • BNP Dbl 65S-900 RPH, 2 HP | 14380 | 2360 |

Pressure Models

OM 22964

Work chamber 73" W x 35" D x 37" H. All models are wired three-phase, 60 hz electrics (specify 230v or 460v). Includes one pressure nozzle/one foot pedal.

- | | | |
|-----------------------------|-------|------|
| • BNP Dbl 65P-900 CDC, 2 HP | 28389 | 1585 |
| • *BNP Dbl 65PM-1200 RPH | 27458 | 3115 |

BNP Double 220

Suction Models

OM 22963

Work chamber 101" W x 39" D x 43" H. All models are wired three-phase, 60 hz electrics (specify 230v or 460v). Includes two BNP guns/two foot pedals.

- | | | |
|------------------------------|-------|------|
| • BNP Dbl 220S-900 CDC, 2 HP | 28390 | 1745 |
| • BNP Dbl 220S-900 RPH, 2 HP | 21157 | 2600 |

Pressure Models

OM 22964

Work chamber 101" W x 39" D x 43" H. All models are wired three-phase, 60 hz electrics (specify 230v or 460v). Includes one pressure nozzle/one foot pedal.

- | | | |
|------------------------------|-------|------|
| • BNP Dbl 220P-900 CDC, 2 HP | 28391 | 2035 |
| • BNP Dbl 220P-900 RPH, 2 HP | 21159 | 2890 |
| • *BNP Dbl 220PM-1200 RPH | 27459 | 2890 |

Description	Stock#	Wt.
-------------	--------	-----

Double Cabinet Accessories

For additional cabinet replacement parts, see Section 22, page 6-9.

Aluminum oxide kits: Includes #5 suction or #3 pressure boron carbide nozzle and black rubber wall curtains.

- | | | |
|--------------------|-------|----|
| • For BNP Dbl 220S | 28894 | 70 |
| • For BNP Dbl 220P | 28902 | 70 |
| • For BNP Dbl 65S | 14130 | 60 |
| • For BNP Dbl 65P | 28901 | 60 |

Aluminum oxide kits, field installed, see Section 22, page 2.

- | | | |
|-------------------------------------|-------|-----|
| • Anti-fatigue mat | 24744 | |
| • Armrest assembly for one operator | 24900 | |
| • Curtain sets, black | | |
| – BNP Dbl 65 | 23533 | 50 |
| – BNP Dbl 220 | 23534 | 70 |
| • Curtain sets, white | | |
| – BNP Dbl 65 | 23543 | 50 |
| – BNP Dbl 220 | 23544 | 70 |
| • Door, air-powered vertical lift | | |
| – BNP Dbl 220 | | |
| • left | 21850 | 280 |
| • right | 21852 | 280 |
| – BNP Dbl 65 | | |
| • left | 21855 | |
| • right | 21857 | |
| • Door release, time-delay for | | |
| – double suction models | 25558 | |
| – double pressure models | 24163 | |

Flex-hose, clamps, and wye-pipe adaptors, see Section 22, page 6 and 8.

- | | | |
|--|-------|-----|
| • Gun mount, adjustable (suction only) | 12318 | 2 |
| • HEPA filter, free-standing | | |
| – 900 cfm | 23626 | 210 |
| – filter element, 24" | 22502 | 37 |
| • Manometer kit | 12528 | |
| • Noise-reduction arm ports | 24885 | 2 |
| • Reclaimer rubber liner set | | |
| – 900 cfm | 23151 | |
| – 1200 cfm | 25439 | |
| • Tumble basket, 2-gallon | | |
| – 9" OD x 8-1/4" L (suction only) | 12227 | 37 |
| – replacement basket | 12226 | 9 |
| • Turntables, manual, fixed-base* | | |
| – 20" dia., 25 lb capacity w/o bearing | 12412 | 25 |
| – 20" dia., 500 lb capacity | 12411 | 60 |
| – 30" dia., 500 lb capacity | 14138 | 126 |

*Fixed-base models sit directly on grating and do not include workcar or track.

- | | | |
|---|-------|-----|
| • Turntables, manual, w/workcar and 8ft track extension 20" dia, 500 lb capacity for: | | |
| – Dbl 220 | 21199 | 450 |
| – Dbl 65 | 13899 | 430 |

Vortex cylinder - see 'vortex' in alphabetical section.

Description Stock# Wt.

BNP 6012 Mini Blast Room Cabinets

(replaces BNP 600)

- For dusty applications or when using metallic grit (maximum G-50) or shot (maximum S-170), reclaimers rated at 1200 cfm or larger are recommended.
- Please see CDC collectors note and chart, see Section 21, page 4.

Suction Models



Work chamber 58" W x 58 1/2" D x 53" H
All models are wired three-phase, 60 hz electrics. Horizontal double swinging doors right side only.

- BNP 6012S-CDC 900, 2 HP recl & collector
 - 230v 28392 2215
 - 460v 28393 2215

Pressure Models



Work chamber 58" W x 58 1/2" D x 53" H
All models are wired three-phase, 60 hz electrics. Horizontal double swinging doors right side only. Furnished with 2 cuft blast machine.

- BNP 6012P-CDC 900, 2 HP recl & collector
 - 230v 28394 2569
 - 460v 28395 2569
- BNP 6012P-9RPH 900, 2 HP recl & RPH-2
 - 230v 25485 3424
- BNP 6012P-12RPH 1200, 5 HP recl & RPH-3
 - 460v 25490 4115

For steel grit 50 mesh or finer; steel shot 170 mesh or finer

- BNP 6012PM-12RPH 1200, 5 HP recl & RPH-3
 - 460v 27461 4115

Description Stock# Wt.

BNP 6012 Mini Blast Room Cabinet Accessories

Aluminum oxide kits for BNP-6012 cabinets include #5 suction or #3 pressure boron carbide nozzle, black rubber wall curtains, and heavy-lined hose. Does not include rubber-lined reclaimer. Factory installed.

Note: BNP-600 and 6012 field installed replacement alox kits are listed in Section 22, page 12-13.

- For BNP 6012S with:
 - 900 reclaimer..... 27781
 - 1200 reclaimer..... 27783
- For BNP 6012P with:
 - 900 reclaimer..... 27769
 - 1200 reclaimer..... 27782
- Anti fatigue mat 24744
- Armrest assembly..... 24900
- Curtain set for 20"x30" window
 - Black..... 27768 72
 - White 27767 72
- Door release, time-delay 24164
- Door set left side, additional (normally on right only) 25265 208
- Door moved to left side (normally on right) 24786
- Door, vertical lift, air-powered, 158" Height
 - Right..... 24787
 - Left 24500

Flex-hose, clamps, and wye-pipe adaptors in Section 22, page 12.

- HEPA Filter, free-standing
 - 900 cfm 23626 170
 - 1200 cfm 23627 280
- Filter element, 24" 22502 37
- Manometer kit 12528 1
- Noise-reduction arm ports 24885 2
- Operator station, additional 22772
- Reclaimer rubber liner set
 - 900 cfm 23151
 - 1200 cfm 25439
- Turntable, 500 lb capacity, manual, fixed-base*
 - 30" dia. 14138 126
 - 40" dia. 24042 200
 - 48" dia. 13845 225

*Fixed-base models sit directly on grating and do not include workcar or track.

- Turntable with workcar and 9ft track extension
 - 30" dia., 500 lb capacity 25547
 - 30" dia., 2,000 lb capacity 25550
 - 48" dia., 2,000 lb capacity 27055

Description Stock# Wt.

BNP 7212 Mini Blast Room Cabinet

(replaces BNP 720)

- For dusty applications or when using metallic grit (maximum G-50) or shot (maximum S-170), reclaimers rated at 1200 cfm or larger are recommended.
- Please see CDC collectors note and chart in Section 21, page 4.

Suction Models



Work chamber 69" W x 70 1/2" D x 63" H
All models are wired three-phase, 60 hz electrics.
Horizontal double swinging doors, right side only.

• BNP 7212S-CDC 900, 2 HP recl & collector		
– 230v	28396	2835
– 460v	28397	2835
• BNP 7212S-9RPH 900, 2 HP recl & RPH-2		
– 460v	25510	3690
• BNP 7212S-12RPH 1200, 5 HP recl & RPH-3		
– 230v	25513	4735

Pressure Models



Work chamber 69" W x 70 1/2" D x 63" H
All models are wired three-phase, 60 hz electrics.
Horizontal double swinging doors, right side only.

• BNP 7212P-CDC 900, 2 HP recl & collector		
– 230v	28398	3125
– 460v	28399	3125
• BNP 7212P-9RPH 900, 2 HP recl & RPH-2		
– 460v	25512	3980
• BNP 7212P-12RPH 1200, 5 HP recl & RPH-3		
– 460v	25516	5025

For steel grit 50 mesh or finer; steel shot 170 mesh or finer

• BNP 7212PM-12RPH 1200, 5 HP recl & RPH-3		
– 460v	27463	5025

Description Stock# Wt.

BNP 7212 Mini Blast Room Cabinet Accessories

Aluminum oxide kits for BNP-7212 cabinets include #5 suction or #3 pressure boron carbide nozzle, black rubber wall curtains, and heavy-lined hose factory installed. Does not include rubber-lined reclaimer.

Note: BNP-720 and 7212 field installed replacement alox kits are listed in Section 22, page 2.

• For BNP 7212S with:		
– 900 reclaimer.....	27785	
– 1200 reclaimer.....	27787	
• For BNP 7212P with:		
– 900 reclaimer.....	27784	
– 1200 reclaimer.....	27786	
• Anti-fatigue mat	24744	
• Armrest assembly.....	24900	
• Curtain set		
– Black.....	27746	105
– White	27745	105
• Door release, time-delay	24164	
• Door left side, additional (normally on right only)	25467	
• Door moved to left side (normally on right).....	24788	
• Door, vertical lift, air-powered, 176" Height		
– Right.....	24789	
– Left	24501	

Flex hose, clamps, and wye-pipe adaptors, in Section 22, page 12.

• HEPA Filter, free-standing		
– 900 cfm	23626	70
– 1200 cfm	23627	280
– Filter element, 24"	22502	37
• Manometer kit	12528	1
• Noise-reduction arm ports.....	24885	2
• Operator station, additional	22772	
• Reclaimer rubber liner set		
– 900 cfm	23151	
– 1200 cfm	25439	
• Turntable, 500 lb capacity, manual, fixed-base*		
– 30" dia.....	14138	126
– 40" dia.....	24042	200
– 48" dia.....	13845	225

*Fixed-base models sit directly on grating and do not include workcar or track.

• Turntable with workcar and 9ft track extension		
– 30" dia., 500 lb capacity	25552	500
– 48" dia., 2,000 lb capacity	25555	

Description	Stock#	Wt.
-------------	--------	-----

BNP 250 Wetblast Suction Cabinet

OM 14358

Work chamber 36" W x 35" D x 37" H
 115v/208-230v1/60. Wired for 115v unless
 otherwise requested at time of order.

- BNP 250
 - For use with glass beads 12951 625
 - For use with aggressive media 24429 850

BNP 260 Wetblast Suction Cabinet

(Stainless Steel Construction)

OM 14358

Work chamber 50" W x 39" D x 43" H
 115v/208-230v1/60. Wired for 115v unless
 otherwise requested at time of order.

- BNP 260
 - For use with glass beads 24742 750
 - For use with aggressive media 24743 970

Shop-Mate™ Economy Suction Cabinet

OM 28692

Work chamber 48" W x 26" D x 26" H
 115v/60

- Shop-Mate™ Economy Cabinet
 without media reclaimer; with filter-bag
 dust collector 28691 425

Description	Stock#	Wt.
-------------	--------	-----

Section 18

BNP Tumble Cabinets

———— **CLEMCO[®]** ————

Description	Stock#	Wt.
BNP 162/164/166 Series Tumble Barrel Blast Cabinets		
Variable-speed-drive electrical package: exhauster on/off, 60 min auto-reset timer, blast gun on/off, sequence on/off, barrel jog, variable speed barrel drive (up to 6.6 rpm), safety door interlock, NEMA 12 enclosure, three-phase, 60 hz electrics (specify 230v or 460v).		
BNP 162: 1 cuft. cap. barrel (24" dia x 12" wide), 100 lb max. load weight, two #5 boron carbide nozzles		
• BNP 162-600 CDC Variable speed dr.....	28403	
• BNP 162-600 RPH Variable speed dr.....	24819	2434
BNP 164: 2 cu.ft. cap. barrel (24" dia x 24" wide), 200 lb max. load weight, four #5 boron carbide nozzles		
• BNP 164-600 CDC Variable speed dr.....	28405	1250
• BNP 164-900 CDC Variable speed dr.....	28407	1465
• BNP 164-900 RPH Variable speed dr.....	24822	2360
BNP 166: 3 cu.ft. cap. barrel (24" dia x 36" wide), 300 lb max. load weight, six #5 boron carbide nozzles		
• BNP 166-900 CDC Variable speed dr.....	27837	1135
• BNP 166-900 RPH Variable speed dr.....	24823	2800

Description	Stock#	Wt.
BNP 162/164/166 Accessories		
• HEPA filter, free-standing Includes: exhaust damper, filter housing, and connecting hose, where applicable.		
– 600 cfm	23625	187
– 900 cfm	23626	210
• Filter cartridges		
– 13" x 26"	15673	
– 13" x 36"	15781	
– 24" x 24" x 12" HEPA	22502	
• Manometer kit	12528	
• Differential pressure gauge.....	23356	2
• Air blow-down, timed (optional).....	24797	300
• Drum divider kit,		
– factory installed	22331	
– field installed	22332	
• Factory installed reclaimer rubber liners,		
– 600 cfm	23150	60
– 900 cfm	23151	47

Description	Stock#	Wt.
-------------	--------	-----

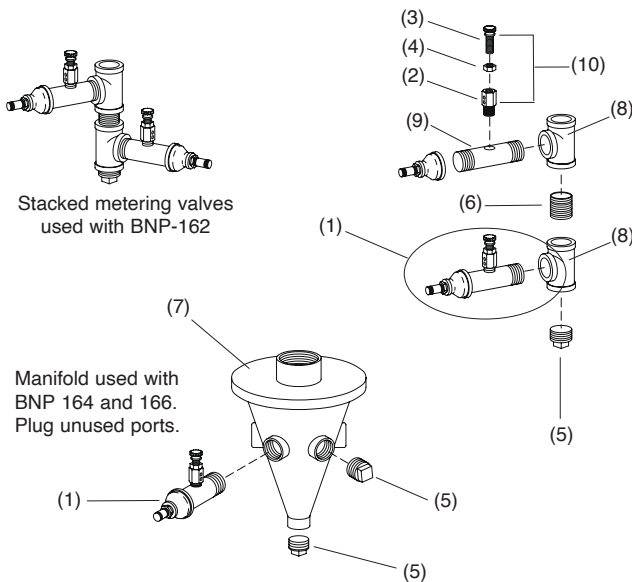
BNP 162/164/166 Replacement Parts

• Barrel insert, rear		
– for 162.....	11857	10
– for 164.....	11860	17
– for 166.....	11861	35
• Barrel insert, perf top & bottom		
– for 162.....	11858	6
– for 164.....	11859	17
– for 166.....	11862	2
• Liner, door		
– for 162.....	11681	20
– for 164.....	11680	20
– for 166.....	11682	20
• Manifold, media specify 164 or 166	12322	9
•*Reclaimer, 600 cfm with 1 HP motor,three phase, 60 hz electrics (specify 230v or 460v)	20266	200
•*Reclaimer, 600 cfm less exhauster assembly	20265	90

*BNP 164 only. BNP 162 & 166 use standard reclaimers.

Media Metering Assemblies

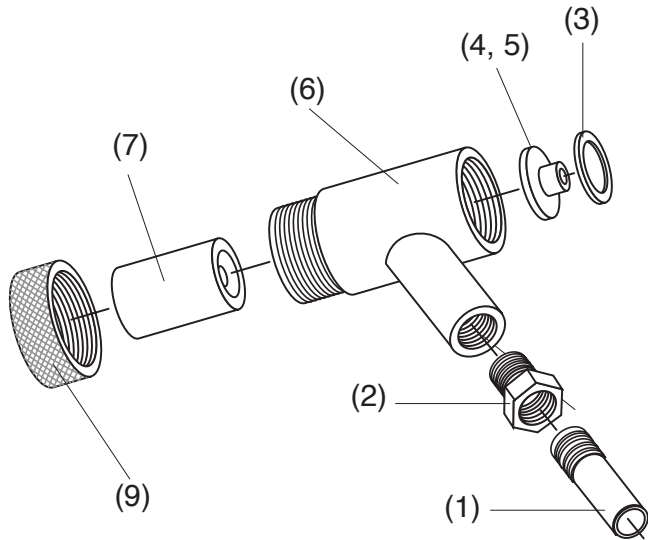
1. Metering valve assembly Lexan	12420
2. Stem, metering adjusting	23097
3. Screw, adjusting	23098
4. Nut, adjusting stem lock	23099
5. Plug, 1" plastic.....	12011
6. Nipple, 1" close.....	01701
7. Manifold, six outlet Metering valve	12322
8. Tee, 1" pipe.....	01789
9. Body, Lexan 164/166 metering valve	11534
10. Metering stem assembly.....	23889



Description	Stock#	Wt.
-------------	--------	-----

Tumble Barrel Cabinet Blast Gun

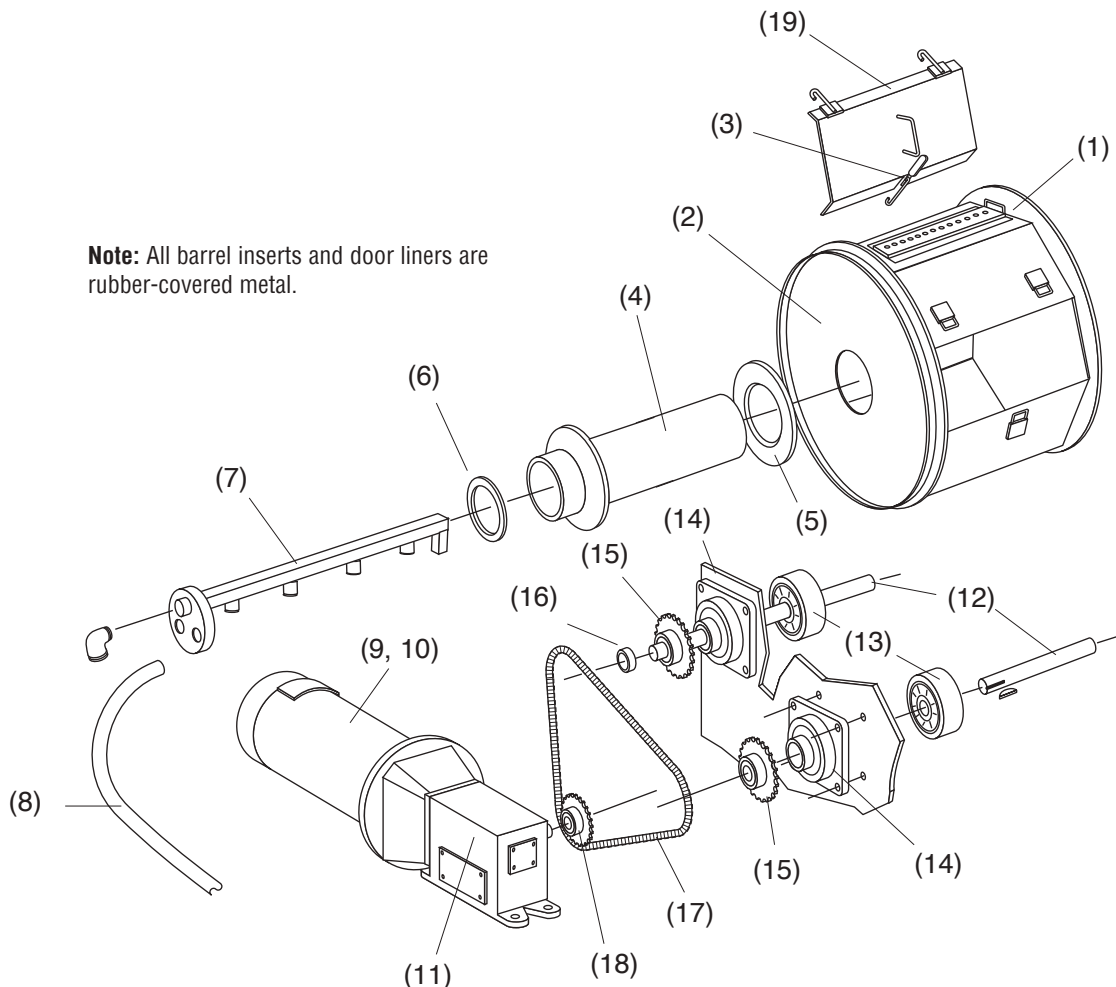
1. Nipple.....	11911	<.5
2. Bushing.....	12818	<.5
3. Washer.....	04396	<.5
4. Orifice, #4	11951	<.5
5. Orifice, #5	11952	<.5
6. Gun housing	12267	.5
7. #5 boron carbide nozzle.....	11935	<.5
9. Holding nut	11914	<.5



Description	Stock#	Wt.
Barrel and Drive Assembly		
1. Replacement slide cover kit		
• for BNP 162.....	20593	1
• for BNP 164.....	20594	1.5
• for BNP 166.....	20595	2
2. Barrel with inserts, less door includes slide cover kit		
• for BNP 162.....	13010	140
• for BNP 164.....	12228	190
• for BNP 166.....	12229	272
3. Clamp, barrel door.....	11580	1
4. Gun chamber		
• for BNP 162.....	13861	
• for BNP 164.....	13062	
• for BNP 166.....	14420	
5. Gasket, gun chamber.....	23479	
6. Gasket.....	11744	<.5
7. Air manifold, gun rack		
• for BNP 162.....	13862	10
• for BNP 164.....	14419	15
• for BNP 166.....	14421	20
8. Media hose, 1/2", per ft.....	12471	<.5
• BNP 162: order 2 x 10 ft.		
• BNP 164: order 4 x 10 ft.		
• BNP 166: order 6 x 10 ft.		

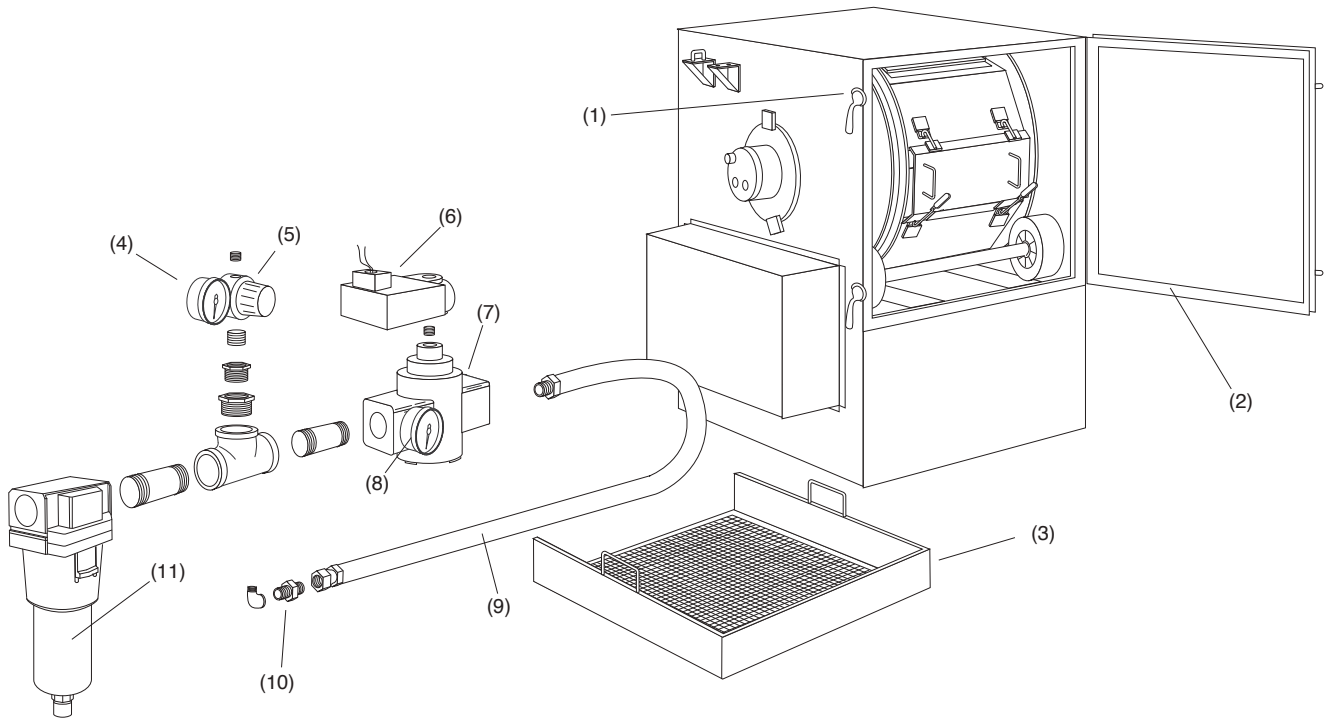
Description	Stock#	Wt.
9. Motor, constant-speed		
• 1/2 HP for BNP 162.....	12311	8
• 3/4 HP for BNP 164 & 166.....	13373	
10. Motor, variable-speed DC		
• 3/4 HP for BNP 162, 164 & 166.....	11903	23
(-) Motor, 3/4 HP, constant speed for BNP 164 & 166.....	13373	23
11. Gear reducer.....	12026	14
12. Shaft		
• for BNP 162.....	12075	7
• for BNP 164.....	12076	14
• for BNP 166.....	12077	21
13. Wheel.....	12217	1.5
14. Bearing.....	11519	2.5
15. Sprocket, 24-tooth, variable speed.....	13090	3
(-) Sprocket, 60-tooth, constant speed.....	12102	6
16. Bushing, constant speed sprocket.....	11556	1
17. No. 40 roller chain, specify length, per ft.....	12430	.5
18. Sprocket, 15-tooth, gear drive.....	12101	.5
19. Door assembly		
• for BNP 162.....	12246	18
• for BNP 164.....	12247	40
• for BNP 166.....	12248	60

Note: All barrel inserts and door liners are rubber-covered metal.



Description	Stock#	Wt.
BNP 162/164/166 Tumble Barrel Replacement Parts		
1. Latch assembly	11875	1
2. Door gasket, per ft	00187	<.5
3. Parts tray		
• BNP 162	14422	
• BNP 164	14417	30
• BNP 166	14423	
4. Gauge.....	11829	.5
5. Pilot air regulator	12050	.5

Description	Stock#	Wt.
6. Solenoid valve.....	12199	2
7. Main air regulator		
• BNP 162 and 164.....	12052	3
• BNP 166	12051	3
8. Gauge.....	11830	<.5
9. Air hose assembly.....	22864	<.5
10. Adaptor, 1".....	11720	.5
11. Air filter, 1"		
• BNP 162 and 164.....	22425	3
• BNP 166	22364	4



Description	Stock#	Wt.
-------------	--------	-----

DCM 161 Mini-Tumble Blast Cabinet

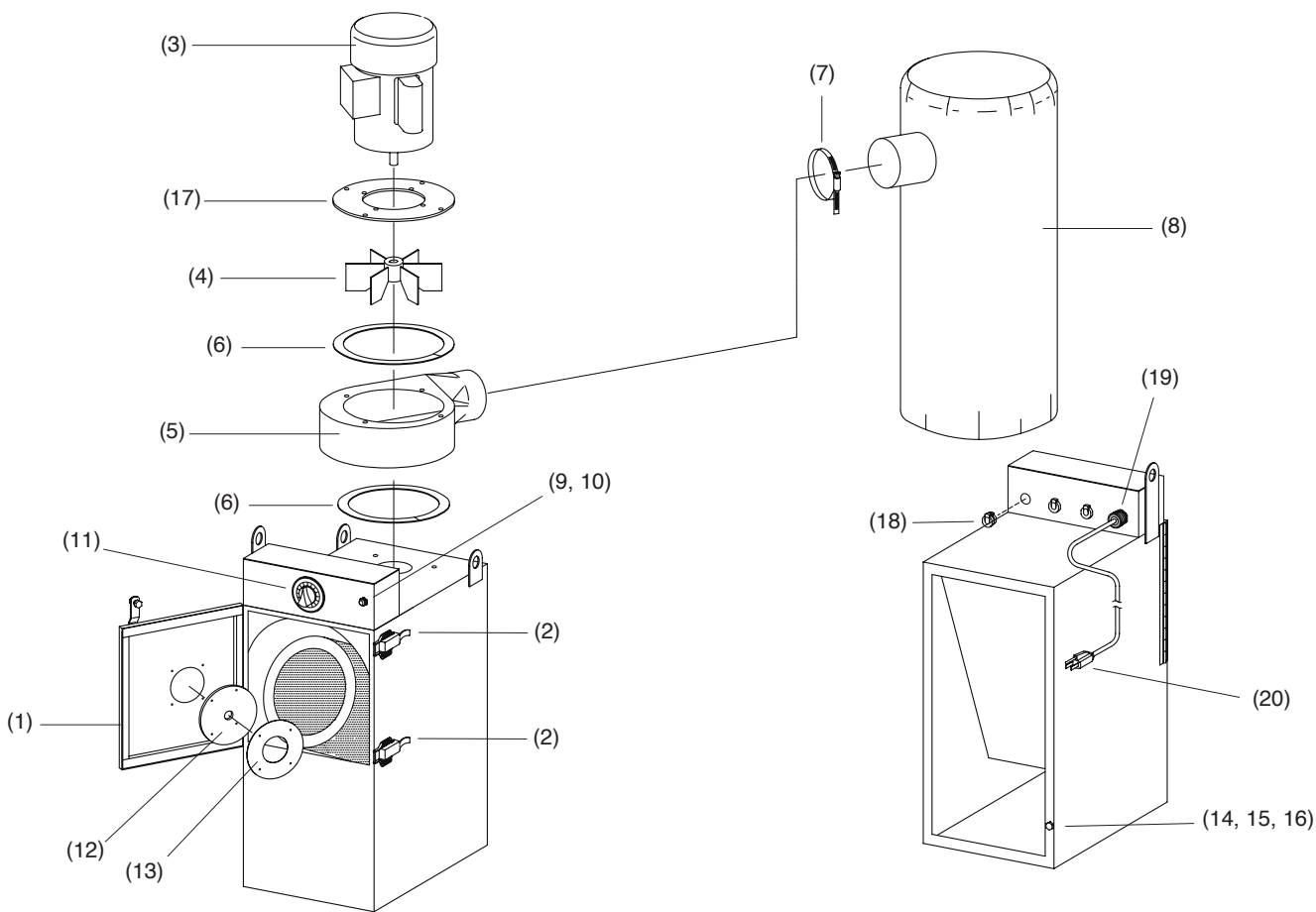
2-gallon, 2-rpm tumble basket (25 lb capacity)
 Electrics 115V/1/60..... 12548 140

Cabinet and Exhauster Assembly

- | | | |
|--|-------|-----|
| 1. Gasket, door 7/16" x 1"adh-backed (4 ft. required), per ft..... | 00190 | <.5 |
| 2. Latch, spring..... | 12263 | <.5 |
| 3. Motor,1/2-HP 115v AC..... | 12308 | 18 |
| 4. Paddle wheel, 100 cfm..... | 12339 | 4 |
| 5. Housing, 100 cfm exhst..... | 12269 | 12 |
| 6. Gasket, 5/16" x 1", adhesive backed, per ft..... | 00187 | <.5 |
| 7. Clamp, 4"..... | 11577 | <.5 |

Description	Stock#	Wt.
-------------	--------	-----

- | | | |
|---|-------|-----|
| 8. Dust bag, 12" x 28"..... | 11500 | 1.5 |
| 9. Switch, door interlock..... | 12119 | <.5 |
| 10. Dust seal, push button switch (door interlock) | 25872 | <.5 |
| 11. Timer, 60 min..... | 12180 | <.5 |
| 12. Gasket, gun mount back plate..... | 11782 | <.5 |
| 13. Plate, gun mount back..... | 12811 | .5 |
| 14. Screw, 1/4-NC x 1" hex head cap..... | 03053 | <.5 |
| 15. Nut, 1/4-NC hex..... | 03111 | <.5 |
| 16. Washer, 1/4" lock..... | 03117 | <.5 |
| 17. Plate, motor mount..... | 12001 | 2 |
| 18. Strain relief, nylon snap-in..... | 13936 | <.5 |
| 19. Strain relief, con. alum..... | 11629 | <.5 |
| 20. Cord w/plug, 120v..... | 11669 | <.5 |



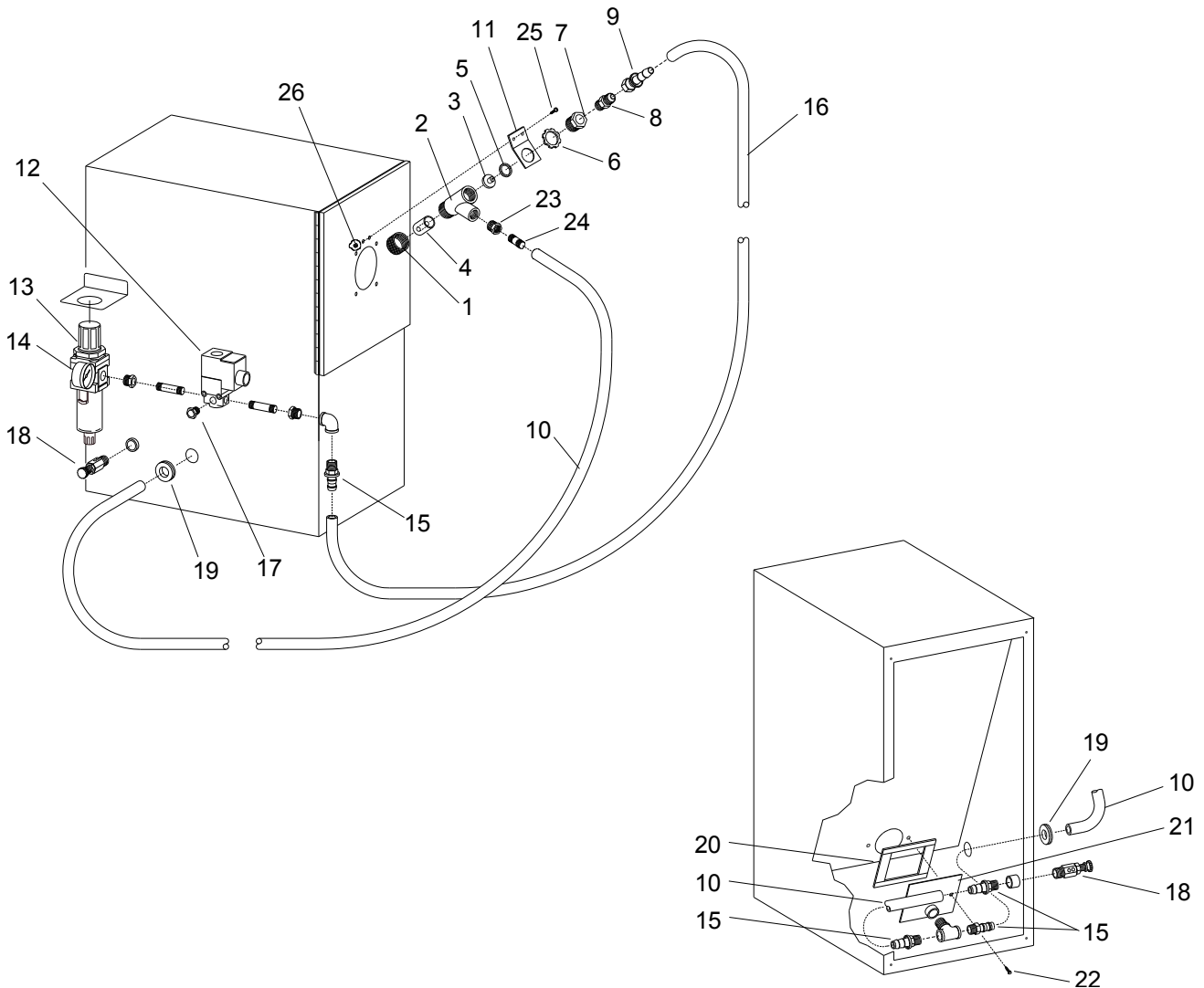
Description Stock# Wt.

Gun Feed and Plumbing Assembly

1. Nut, nozzle holding	11914	<.5
2. Body, gun.....	12267	1
3. Air jet, #4	11951	<.5
4. Nozzle #5		
• ceramic.....	11930	<.5
• tungsten carbide (std.)	13118	.5
• boron carbide	11935	<.5
5. Washer.....	00853	.5
6. Nut, 3/4" lock	12807	<.5
7. Bushing, 3/4" x 3/8".....	12748	<.5
8. Adaptor	11726	<.5
9. Hose end 1/2" flare push-lok	15002	<.5
10. Hose, 1/2" clear media, per ft	12476	<.5
11. Bracket, gun mount.....	12806	<.5

Description Stock# Wt.

12. Solenoid, 1/4" 3-way.....	12199	2
13. Filter, regulator.....	11690	1.5
14. Gauge, 1/8" cbm.....	01908	<.5
15. Fitting, hose	06369	<.5
16. Hose 1/2" air (3 ft. req), per ft.....	12472	.5
17. Muffler, 1/4" bronze.....	03988	
18. Metering stem assembly	23889	
19. Grommet, 3/4-inch ID	11798	
20. Gasket, 5/32" x 3/4"adh-back, per ft.....	00192	
21. Plate, sump adaptor.....	25877	
22. Screw, 10 x 3/4" self tap.....	12722	
23. Bushing, 3/8" NPT x 1/4" NPT	12818	
24. Nipple, 1/4" NPT x 1-1/2" galv.....	11911	
25. Screw, #10 x 1/2" truss	12062	
26. Nut, 10-32 lock	12731	



Description	Stock#	Wt.
-------------	--------	-----

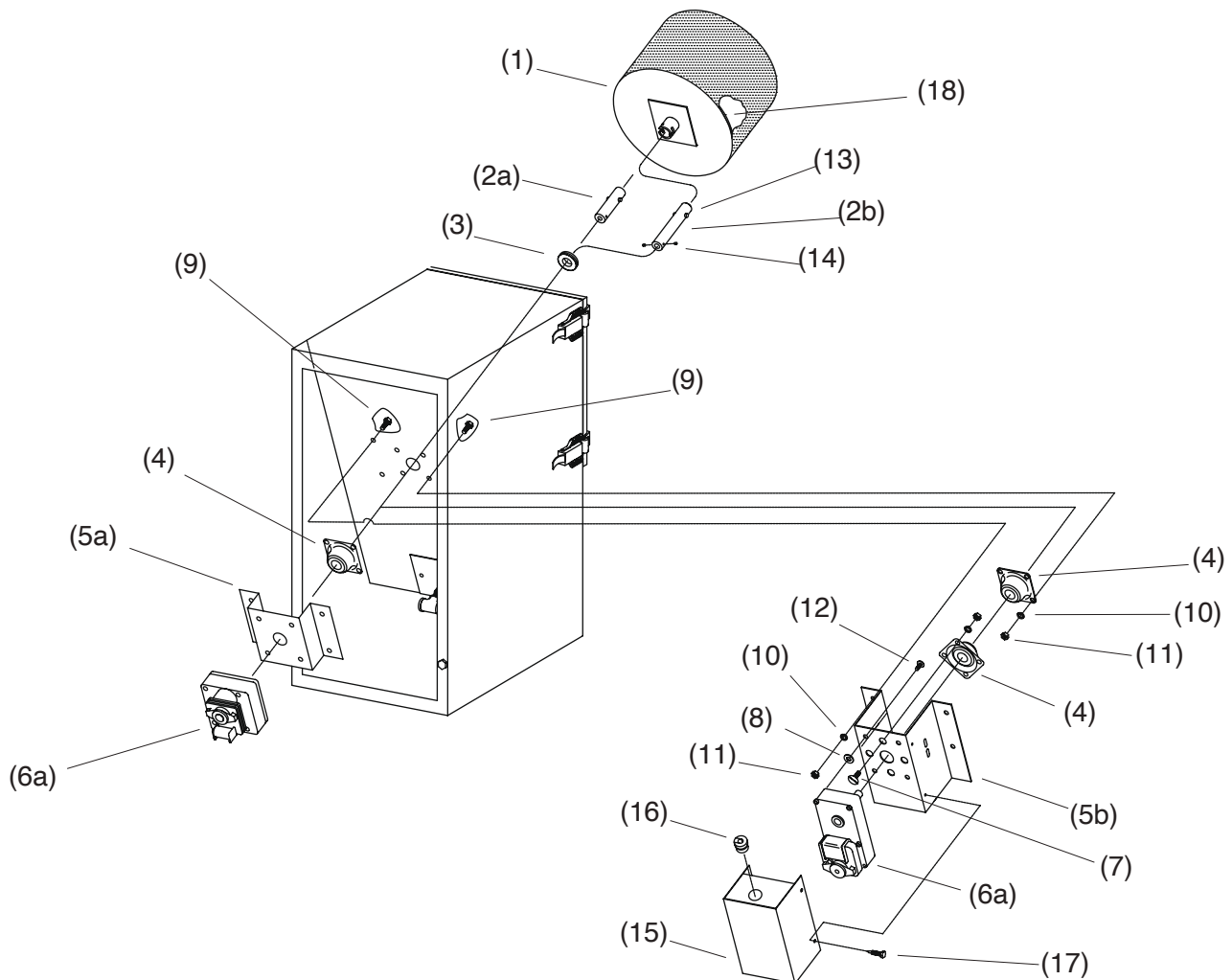
Description	Stock#	Wt.
-------------	--------	-----

Basket and Drive Assembly

1. Basket assembly
 - Standard, with 3/16" diameter holes 12230
 - Optional, with 1/16" diameter holes 18254
2. Shaft, basket drive w/ roll pin and set screws
 - a) 3-7/8" long (prior to April 2011) 13677
 - a) 5-5/8" long (effective April 2011) 25732
3. Grommet, rubber 11798
4. Bearing, 3/4" bore, each 11521
5. Bracket, drive motor mount
 - a) 2" deep w/4 holes (prior to April 2011) 12812
 - b) 4" deep w/8 holes (effective April 2011) 25842
6. Motor, speed-reduced
 - a) 5/16" dia. shaft, single-bearing drive (prior to 4/11) 11905
 - b) 3/8" dia. shaft, dual-bearing drive (effective 4/11) 25864
- (-) *Motor update kit 27738

7. Bolt and nut, 1/4"-NC x 3/4" 03119
8. Washer, #10 flat 03303
9. Cap screw, 1/4"-NC x1 03053
10. Washer 1/4 lock 03117
11. Nut, 1/4-NC hex 03111
12. Screw, #10 x 1/2" truss 12062
13. Roll pin, 1/4" x 1" 12815
14. Screw, 1/4-NC x 3/16" set, each (2-req.) 25871
15. Cover, motor 25879
16. Connector, strain relief (power cord) 13936
17. Screw, 10 x 3/4" self tap 12722
18. Liner, basket bottom
 - black neoprene, fits basket w/7" opening 24972
 - blue urethane, fits basket w/5" opening 28158

***Note:** When replacing the smaller single-bearing drive motor with the larger dual-bearing drive motor, the motor update kit must be purchased the first time the larger motor is installed.



Description Stock# Wt.

BNP 160 Tumble Basket Blast Cabinet

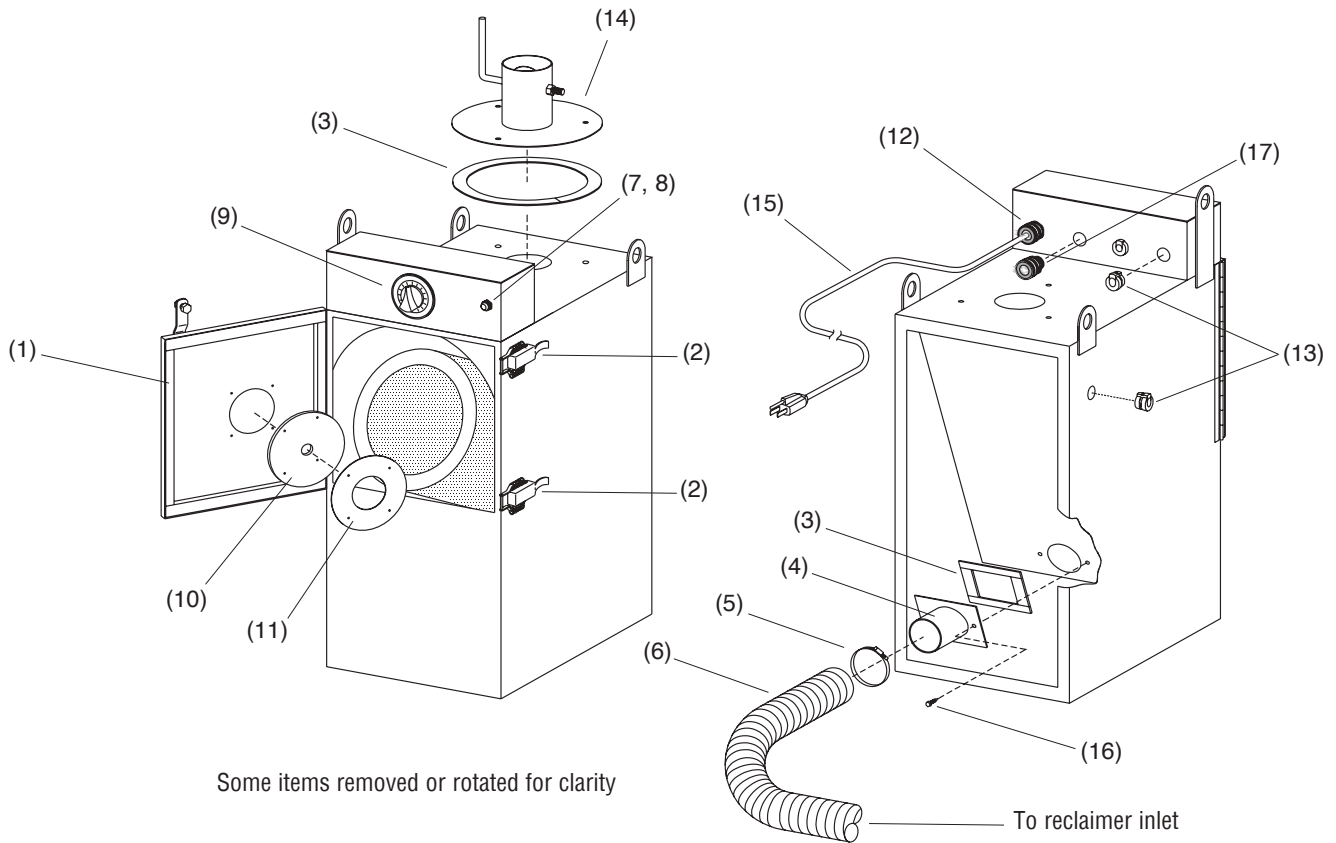
Production, suction-type tumble cabinet with 2-gallon basket (25 lb capacity), #5 BNP gun, 100 cfm reclaimer, and RP dust collector
 115V/1/60 25861 325

Cabinet and Exhauster Assembly

- 1. Gasket, door 5/8" x 1-1/4" adh-back (4 ft. required), per ft 27464 <.5
- 2. Latch, spring 12263 <.5
- 3. Gasket, 3/32" x 3/4" adh-back, per ft 00192 <.5
- 4. Adaptor, sump pipe 2-1/4" flex 25844
- 5. Clamp, 2-1/2" 02817 <.5

Description Stock# Wt.

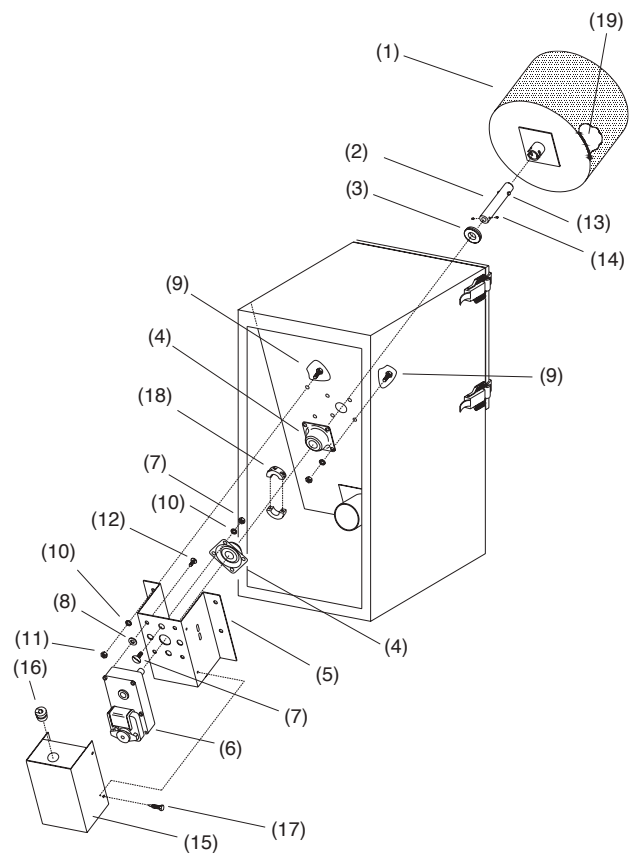
- 6. Hose, 2-1/4" light-lined flex (3 ft required), per ft 24977
- 7. Switch, door interlock 12119 <.5
- 8. Dust seal, push button switch (door interlock) 25872 <.5
- 9. Timer, 60 min 12180 <.5
- 10. Gasket, gun mount back plate 11782 <.5
- 11. Plate, gun mount back 12811 .5
- 12. Strain relief, con. alum 11629
- 13. Strain relief, nylon snap-in 13936 <.5
- 14. Damper, inlet 25860
- 15. Cord w/plug, 120v 11669 <.5
- 15. Nut, 1/4-NC hex 03111 <.5
- 16. Washer, 1/4" lock 03117 <.5
- 17. Plate, motor mount 12001 2



Description	Stock#	Wt.
-------------	--------	-----

BNP 160 Basket and Drive Assembly

1. Basket assembly		
• Standard, with 3/16" diameter holes	12230	
• Optional, with 1/16" diameter holes	18254	
2. Shaft, basket drive, incl. items 13 and 14.....	25732	
3. Grommet, rubber	11798	
4. Bearing, 3/4" bore, each	11521	
5. Bracket, drive motor mount.....	25842	
6. Motor, speed reduced 3/8" dia. shaft	25864	
7. Bolt and nut, 1/4"-NC x 3/4" elevator	03119	
8. Washer, #10 flat.....	03303	
9. Cap screw, 1/4"-NC x1.....	03053	
10. Washer 1/4 lock	03117	
11. Nut, 1/4-NC hex.....	03111	
12. Screw, #10 x 1/2" truss	12062	
13. Roll pin, 1/4" x 1".....	12815	
14. Screw, 1/4-NC x 1/8" set, each (2-req.).....	25871	
15. Cover, motor	25879	
16. Connector, strain relief (power cord).....	13936	
17. Screw, 10 x 3/4 self tap	12722	
18. Collar, split	25866	
19. Liner, basket bottom		
• black neoprene, fits basket		
w/7" opening.....	24972	
• blue urethane, fits basket		
w/5" opening.....	28158	



Description Stock# Wt.

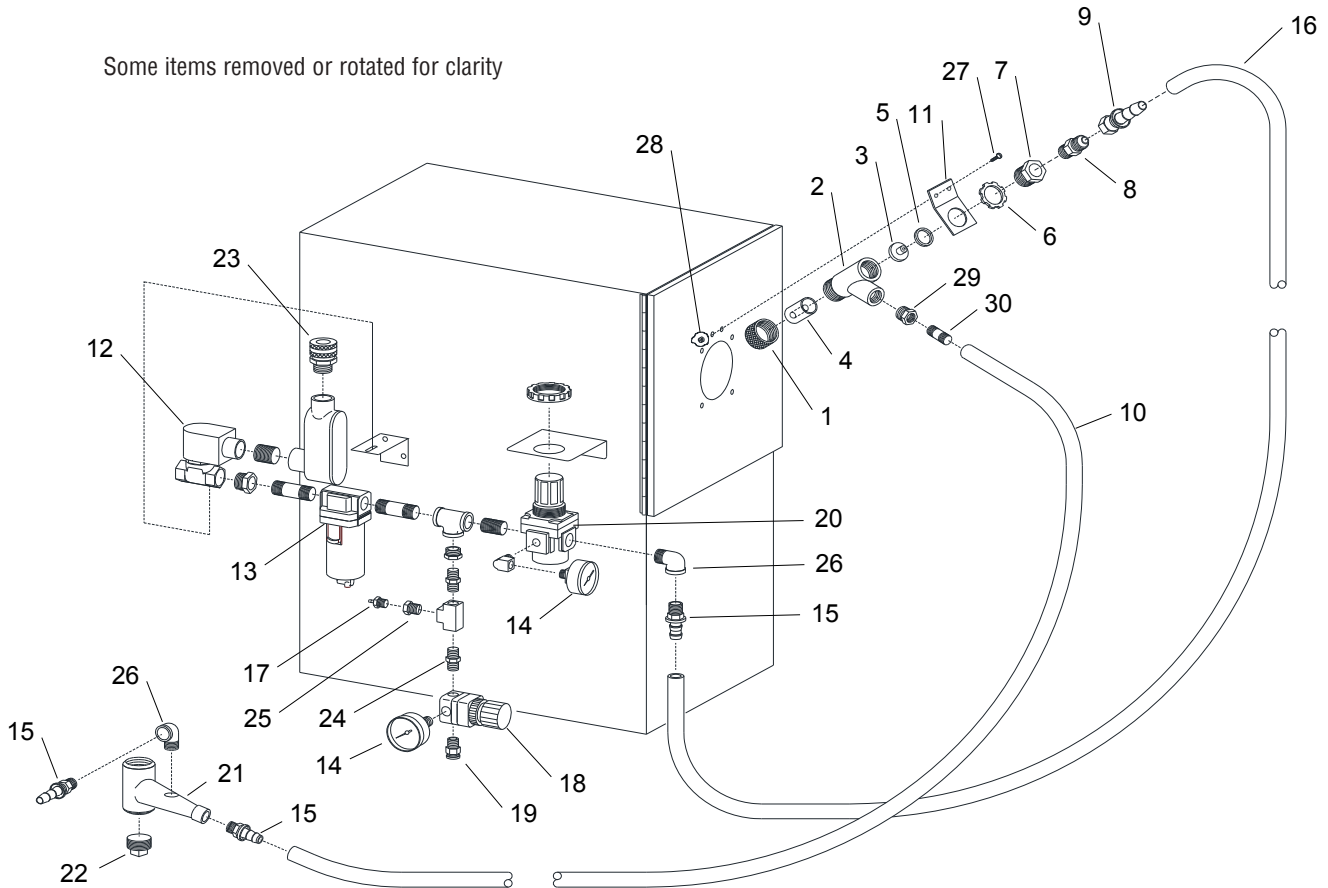
Gun, Media Feed and Plumbing Assembly

1. Nut, nozzle holding	11914
2. Body, gun.....	12267
3. Air jet No. 5.....	11952
4. Nozzle No. 5	
• ceramic.....	11930
• tungsten carbide (std)	13118
• boron carbide	11935
5. Washer.....	04396
6. Nut, 3/4" lock.....	12807
7. Bushing, 3/4" x 3/8".....	12748
8. Adaptor, 3/8" male NPT x 1/2" male flare	11726
9. Fitting, hose, 1/2" barb x 1/2" fem. swivel	15002
10. Hose, 1/2" clear media, 6-ft. required	12476
11. Bracket, gun mount.....	12806
12. Valve, 1/2" NPT 2-way with 115v solenoid	12191

Description Stock# Wt.

13. Filter, 3/8" NPT manual drain.....	25870
14. Gauge, 1/8" cbm.....	01908
15. Fitting, hose, 3/8" NPT male x 1/2" barb.....	06369
16. Hose, 1/2" air, (4 ft. required), per ft.....	12472
17. Fitting, straight 1/8" NPT x 1/8" barb.....	11732
18. Regulator, 1/4" NPT pressure with gauge.....	12050
19. Fitting, straight 1/4" NPT x 3/8 tube.....	11736
20. Regulator, 3/8" NPT pressure with gauge.....	25869
21. Metering valve body.....	11532
22. Plug, metering valve	12011
23. Connector, strain relief.....	11631
24. Nipple, 1/4" NPT brass hex.....	02808
25. Bushing, 1/4" NPT x 1/8" NPT, brass.....	02010
26. Elbow, 3/8" NPT x 90° street brass.....	03595
27. Screw, #10 x 1/2" truss	12062
28. Nut, 10-24 lock	12731
29. Bushing, 3/8" NPT x 1/4" NPT	12818
30. Nipple, 1/4"NPT x 1-1/2" galv.....	11911

Some items removed or rotated for clarity



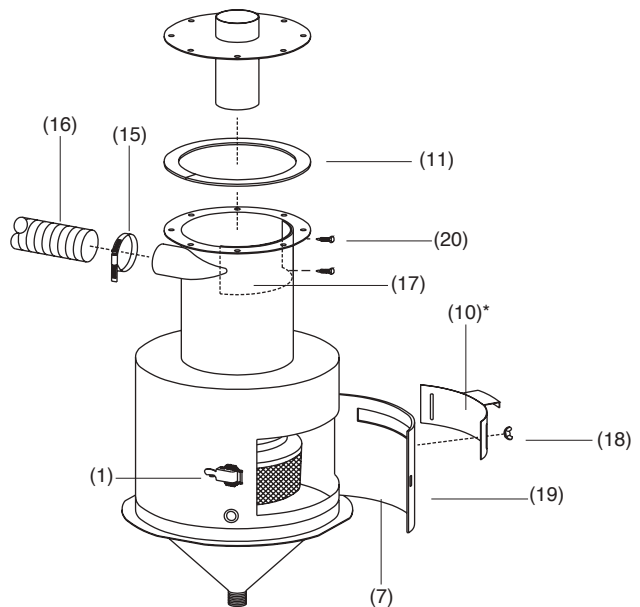
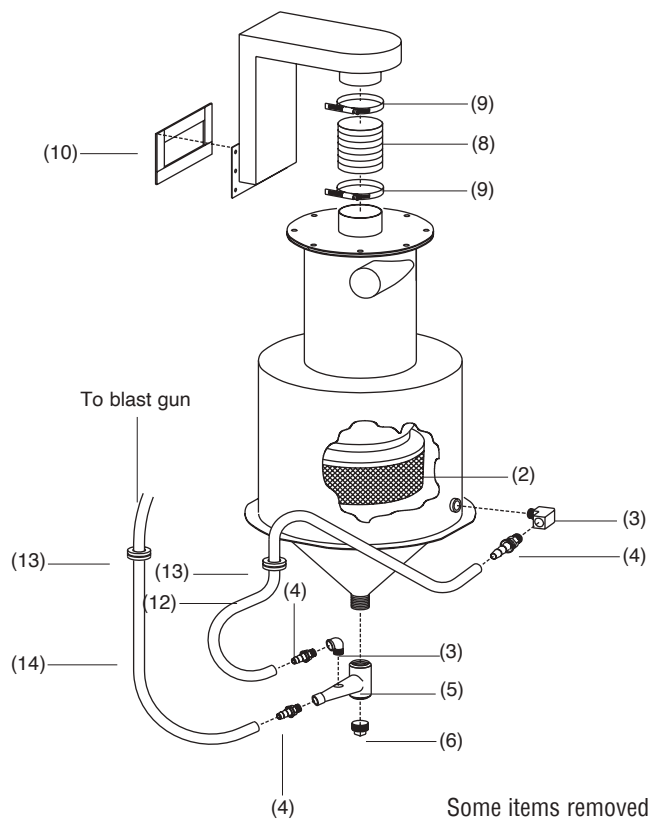
Description	Stock#	Wt.
-------------	--------	-----

Reclaimer Assembly

1. Latch, spring assembly.....	12263	
2. Screen assy., 8 mesh.....	21265	
3. Elbow, 3/8" NPT st. brass.....	03595	
4. Fitting, hose, 3/8" NPT male x 1/2" barb.....	06369	
5. Body, metering valve.....	11532	
6. Plug, 1" nylon pipe.....	12011	
7. Gasket, slotted door.....	24974	
8. Hose, 3" unlined flex, per ft.....	25873	
9. Clamp, 3" OD, each.....	02816	
10. Gasket, 1/8" x 2" adh-back, per ft.....	13089	
11. Gasket, 5/16" x 1", adh-back (3 feet req), per ft.....	00187	

Description	Stock#	Wt.
-------------	--------	-----

12. Hose, 1/2" air 3-ft req.....	12472	
13. Grommet, rubber.....	11798	
14. Hose, 1/2" clear media (6 ft req), per ft.....	12476	
15. Clamp, 2-1/2".....	02817	
16. Hose, 2-1/4" light lined flex (3 feet req) per ft.....	24977	
17. Wear plate, reclaimer.....	24969	
18. Nut, 1/4 NC wing.....	03113	
19. Door with slide, order gaskets separately.....	24967	
20. Screw, 10 x 3/4" self-drilling.....	12722	



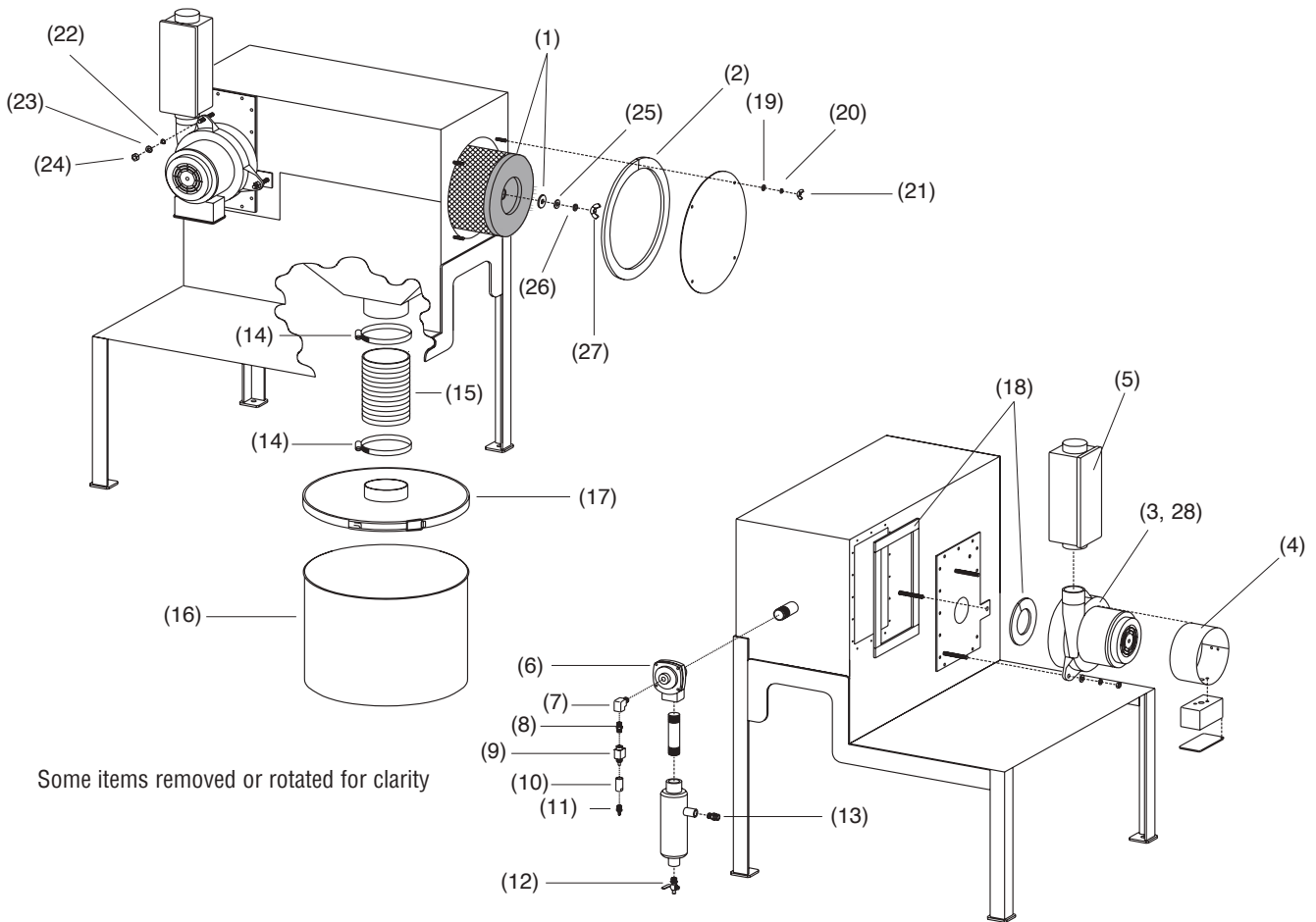
Description Stock# Wt.

Dust Collector Assembly

1. Filter cartridge 8" x 16" with gasket.....	25874
2. Gasket, 5/16" x 1" adh-back (4 ft required), per ft.....	00187
3. Blower/motor assembly	24975
4. Band, blower motor	16409
5. Muffler, blower.....	24976
6. Valve, 3/4" NPT diaphragm pulse	25867
7. Elbow, 1/8" NPT brass st.	03993
8. Nipple, 1/8" NPT hex.....	01962
9. Valve, 3 way.....	12202
10. Actuator, air pilot	19123
11. Fitting, straight 1/8" NPT x 1/8" barb.....	11732
12. Petcock, drain	01993
13. Fitting, straight 1/4" NPT x 3/8 tube.....	11736

Description Stock# Wt.

14. Clamp, 4".....	11577
15. Hose, 4" unlined flex max 25 ft, per ft.....	12447
16. Dust drum, 3.5 gallon	23417
17. Lid, dust drum	23419
18. Gasket, 3/16" x 1" adh-back, per ft.....	00186
19. Washer, 1/4" flat.....	03116
20. Washer, 1/4" lock	03117
21. Washer 5/16" flat.....	03216
22. Washer 5/16" lock	03217
23. Nut, 5/16"-NC hex.....	03211
24. Washer 3/8" flat.....	03317
25. Washer 3/8" lock	03318
26. Nut, 3/8"-NC wing.....	03313
27. Brush, blower motor (2 required)	28157



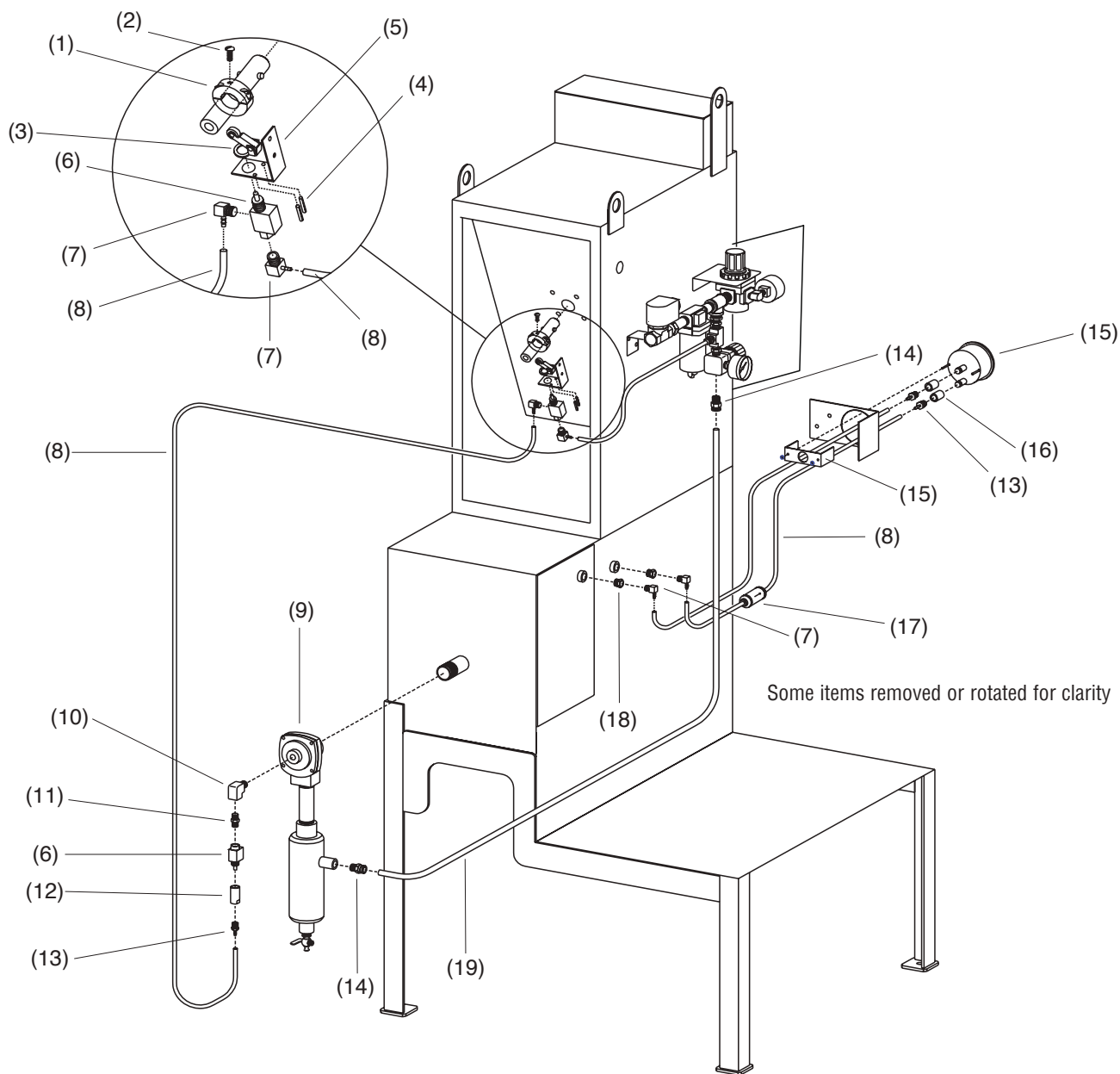
Description	Stock#	Wt.
-------------	--------	-----

Reclaimer Assembly

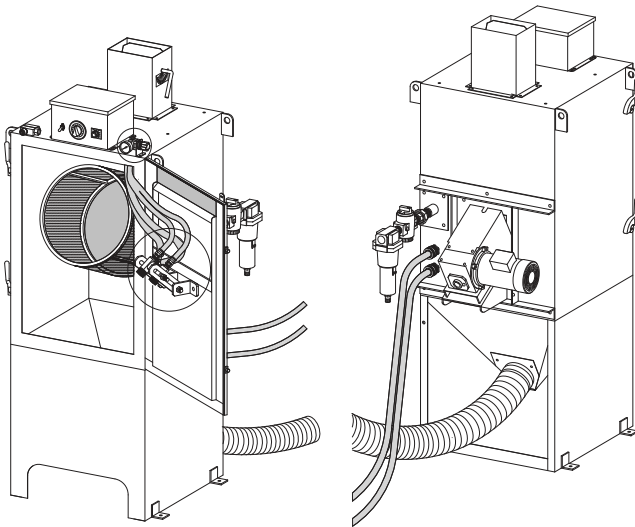
1. Collar, split.....	25866	
2. Screw, 10-24 x 1/2".....	03886	
3. Cam follower.....	19576	
4. Roll pin, 1/8", two req.....	20479	
5. Bracket, pulse valve.....	25863	
6. Valve, 3-way.....	12202	
7. Fitting, elbow, 1/8" NPT x 1/8" barb.....	11733	
8. Tubing, 1/8" urethane, per ft.....	12475	
9. Valve, 3/4" NPT diaphragm pulse.....	25867	
10. Elbow, 1/8" NPT brass st.....	03993	

Description	Stock#	Wt.
-------------	--------	-----

11. Nipple, 1/8" NPT hex.....	01962	
12. Actuator, air pilot.....	19123	
13. Fitting, straight, 1/8" NPT x 1/8" barb.....	11732	
14. Fitting, straight, 1/4" NPT x 3/8" tube.....	11736	
15. Gauge, differential pres.....	25868	
16. Coupling, 1/8" NPT galv.....	13232	
17. Filter, inline, 1/4" tube.....	23415	
18. Bushing, 1/4" NPT x 1/8" NPT brass.....	02010	
19. Tubing, 3/8" OD poly, (3 ft. required), per ft.....	12478	

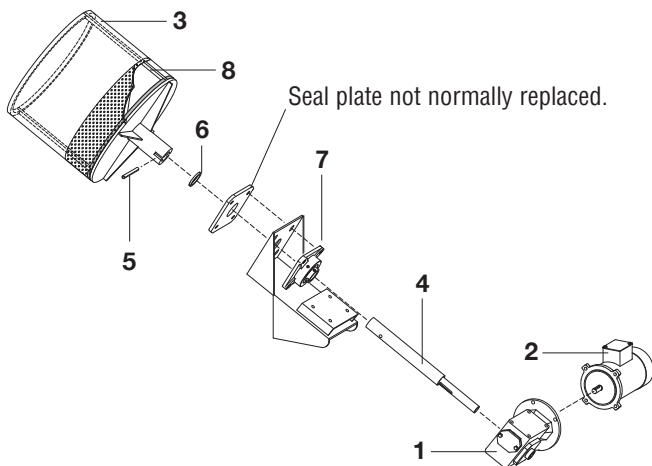


Description	Stock#	Wt.
(-) 4-Gallon Tumble Basket	29138	1350



Basket and Drive Assembly

1. Gear Reducer, 100:1	29151	2.5
2. Motor, 1/4 HP, DC Drive	11900	9
3. Basket	29145	35
4. Shaft, Basket Drive	29143	
5. Pin, 3/8" x 2" Spring	29142	2.5
6. Seal, 1.5" Bore Shaft	29140	2.5
7. Bearing, 1.5" Bore Flange	11527	5
8. Urethane Bottom Liner	29146	2.5



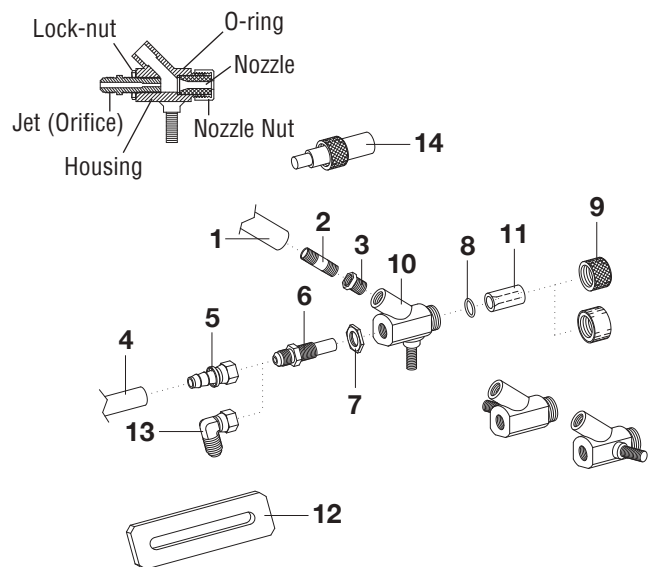
Description	Stock#	Wt.
Auto Blast Gun Assembly		
(-) Auto Gun Assembly, includes items marked with (*)	29150	2.5

1. Hose, 1/2" media, black 16.5 ft req'd per gun*	12471	>.5
2. Nipple, 1/4" Pipe*	11911	>.5
3. Bushing, 3/8" x 1/4"*	12818	>.5
4. Hose, 1/2" ID air, 10 ft req'd per gun*	12472	>.5
5. Hose End, 1/2" Female Swivel x 1/2" Barb*	15002	>.5
6. Air Jet, Auto Gun		
• No. 4, 1/8" Diameter	11959	>.5
• No. 5, 5/32" Diameter*	11960	>.5
7. Lock Nut, Jet*	11918	>.5
8. O-ring*	08975	>.5
9. Nut, Brass*	11914	>.5
10. Gun Housing, Center Mount Stud*	12276	1
11. Nozzle, Ceramic is Standard		
• Ceramic No. 5, 5/16", Green Tip*	11930	>.5
• Tungsten Carbide No. 5, 5/16"	13118	>.5
• Boron Carbide No. 5, 5/16"	11935	>.5
12. Gun Bar, 6" Slotted	17211	1

Optional Accessories

13. Swivel Connector, 90 degree	19188	>.5
14. Orifice Adjustment Tool	16893	>1

NOTE: Bold items are originally supplied with the cabinet unless otherwise specified.



Section 19

Cabinet Guns, Hoses and Nozzles

———— **CLEMCO**[®] ————

Optional Accessories

Accessories to be factory installed for each cabinet model are listed in this publication on the new cabinet pages in the pertinent cabinet section: see tabs for AeroLyte, Pulsar, and BNP Cabinets.

A partial listing of common replacement parts for most cabinet models is listed in this section. For a complete list of replacement parts, consult the owner’s manual for the specific cabinet model. Most manuals are available in electronic format (pdf file) on our web site: www.clemcoindustries.com. In the search box on the home page, enter the stock number for the manual (referred to as OM in this publication) and easily view or download the specific cabinet manual.

Air Consumption & Media Delivered

Figures shown are for general reference only; many variables affect actual consumption. Rely on actual experience for job decision-making.

		PRESSURE SYSTEM PSI					SUCTION SYSTEM PSI					Air, Media and Power Req.		
		50	60	70	80	90			50	60	70	80	90	
Nozzle Model Nozzle Orifice	No. 2 1/8"	11	13	15	17	18.5	No. 3 3/32"	8.2	9.5	10.8	12.0	13.3	Air (cfm)	
		0.7	0.8	0.9	1	1.1		0.4	0.4	0.5	0.5	0.6	Media (cfh)	
		2.5	3	3.5	4	4.5		2.25	2.5	2.75	3	3.5	Compressor (hp)	
	No. 3 3/16"	26	30	33	38	41	No. 4 1/8"	15	17	19	21	24	Air (cfm)	
		1.5	1.8	2.0	2.2	2.4		0.7	0.8	0.9	1	1.1	Media (cfh)	
		8	7	8	9	10		3.75	4.25	4.75	5.25	6	Compressor (hp)	
	No. 4 1/4"	47	54	61	68	74	No. 5 5/32"	23	26	30	33	37	Air (cfm)	
		2.7	3.1	3.5	4.1	4.5		1.2	1.3	1.5	1.7	1.9	Media (cfh)	
		11	12	14	16	17		5.75	6.5	7.5	8.25	9.25	Compressor (hp)	
	No. 5 5/16"	77	89	101	113	126	No. 6 3/16"	33	38	43	48	53	Air (cfm)	
		4.6	5.3	6	6.7	7.4		1.7	1.9	2.2	2.4	2.6	Media (cfh)	
		18	20	23	26	28		8.25	9.5	10.75	12	13.25	Compressor (hp)	
	No. 6 3/8"	108	126	143	161	173	No. 7 7/32"	45	51	59	66	72	Air (cfm)	
		6.7	7.6	8.6	9.6	10.5		2.2	2.6	2.9	3.3	3.6	Media (cfh)	
		24	28	32	36	39		11.25	12.75	14.75	16.5	18	Compressor (hp)	

Pressure System

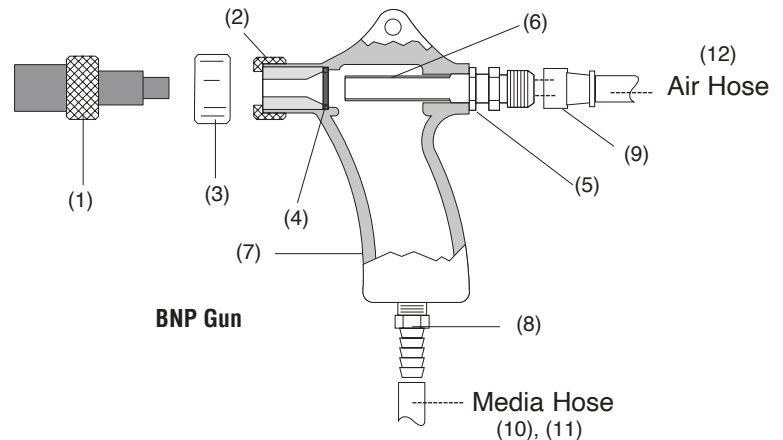
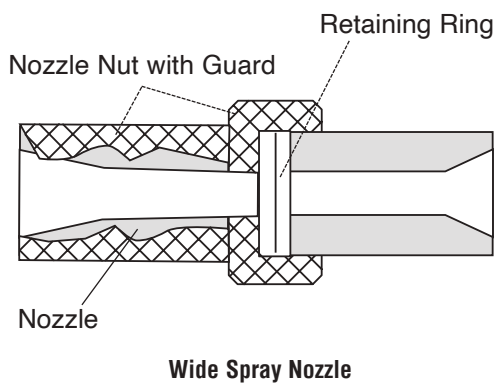
Ratio: hose ID to nozzle orifice ID should be between 3:1 and 4:1.

Suction System

Ratio: nozzle orifice ID to air jet orifice ID should be 2:1.

Description	Stock#	Wt.
BNP Gun Assembly		
1. Adjusting tool, BNP gun.....	19041	1
2. Nozzle holding nut,Knurled brass (std).....	11914	<.5
3. Optional nozzle holding nut, urethane cover	11574	<.5
4. O-ring, BNP gun.....	08975	<.5
5. Lock nut, 5/8" orifice	11913	<.5
6. Orifice sleeve.....	12097	<.5
7. Gun body, BNP	11802	.5
8. Hose end, 1/2" barb.....	06369	<.5
9. Hose end, 1/2" flare	15002	<.5
10. Hose, media, clear/ft.....	12476	
11. Hose, media, black/ft	12471	
12. Hose, air/ft	12472	
BNP gun diagnostic tool		
• Vacuum gauge 3-30" Hg	04041	1
BNP Gun Assemblies (orifice only) (Order nozzle separately)		
• No. 4.....	12301	1
• No. 5.....	12302	1
• No. 6.....	12303	1
• No. 7.....	12304	1
• No. 8.....	12305	1
Orifice Assemblies		
• No. 3.....	12348	<.5
• No. 4.....	12342	<.5
• No. 5.....	12343	<.5
• No. 6.....	12344	<.5
• No. 7.....	12345	<.5
• No. 8.....	12346	<.5

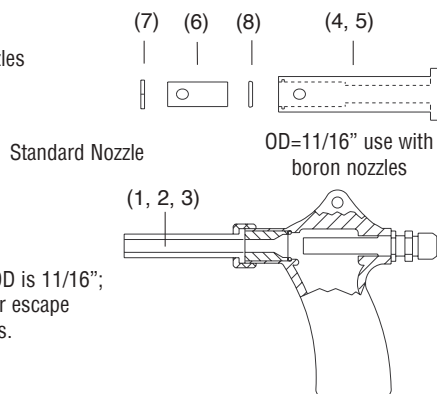
Description	Stock#	Wt.
Ceramic Nozzles		
• No. 5 (green tip), 5/16".....	11930	<.5
• No. 6 (blue tip), 3/8".....	11931	<.5
• No. 7 (red tip), 7/16"	11932	<.5
Tungsten-Carbide Nozzles		
• No. 5, 5/16" orifice	13118	<.5
• No. 7, 7/16" orifice	12882	<.5
• No. 8, 1/2" orifice	11942	<.5
Boron-Carbide Nozzles		
• No. 5, 5/16" orifice	11935	<.5
• No. 6, 3/8" orifice	11936	<.5
• No. 7, 7/16" orifice	11937	<.5
• No. 8, 1/2" orifice	12894	<.5
Wide-Spray Carbide Nozzles & Accessories		
NOTE: Order retaining ring and nozzle nut separately.		
Tungsten Carbide		
• No. 6, 3/8" orifice	11947	<.5
Boron Carbide		
• No. 6, 3/8" orifice	11934	<.5
• No. 8, 1/2" orifice	11944	<.5
Accessories		
• Retaining ring	12038	<.5
• Nut, knurled brass	11916	<.5
• Nut, urethane covered	12906	<.5
• Nut w/ guard.....	12295	<.5



HAND CABINET ACCESSORIES: NOZZLES

Description	Stock#	Wt.
BNP (Suction) Extension Nozzles		
1. 3" Straight extension nozzle, 11/16" OD		
• No. 5, 5/16" orifice	11921	.5
• No. 6, 3/8" orifice	11922	.5
• No. 7, 7/16" orifice	11923	.5
2. 6" Straight extension nozzle, 11/16" OD		
• No. 5, 5/16" orifice	11927	.5
• No. 6, 3/8" orifice	11928	.5
• No. 7, 7/16" orifice	11929	.5
3. 9" Straight extension nozzle, 11/16" OD		
• No. 5, 5/16" orifice	11924	1
• No. 6, 3/8" orifice	11925	1
• No. 7, 7/16" orifice	11926	1
4. Side angle extension nozzle, complete, incl 6-8, 5/16" orifice, 11/16" OD		
• 6"	12374	1
• 9"	12373	1
5. Casing		
• 4"	11943	
• 6"	11940	
• 9"	11939	
6. Side angle tip	12173	<.5
7. Side angle snap ring	12040	<.5
8. Side angle o-ring	08977	<.5

Extension Nozzles for use with boron nozzles



Note: Extension nozzle OD is 11/16";
Allow space for media/air escape
when blasting blind holes.

Description	Stock#	Wt.
Pressure Cabinet Nozzles		
Tungsten-Carbide-Lined		
1/2" Entry, 3/4" Threads, Straight Barrel: (Nozzle includes 00853 NW-1 washer)		
• CT-2 nozzle 1/8" orifice x 1-3/4" long	01351	.5
• CT-3 nozzle 3/16" orifice x 1-3/4" long	01352	.5
• CT-4 nozzle 1/4" orifice x 1-3/4" long	01353	.5
• CT-5 nozzle 5/16" orifice x 1-3/4" long	01354	.5
• CT-6 nozzle 3/8" orifice x 1-3/4" long	01355	.5
Boron-Carbide-Lined		
1/2" Entry, 3/4" Threads, Straight Barrel (Nozzle includes 00853 NW-1 washer)		
• CTB-2 nozzle 1/8" orifice x 1-3/4" long	21090	.5
• CTB-3 nozzle 3/16" orifice x 1-3/4" long	21091	.5
• CTB-4 nozzle 1/4" orifice x 1-3/4" long	21092	.5
• CTB-5 nozzle 5/16" orifice x 1-3/4" long	21093	.5
• CTB-6 nozzle 3/8" orifice x 1-3/4" long	21094	.5
Aerolyte Bicarbonator Nozzle		
1/2" entry, 3/4" threads, venturi-style		
ASV-3 nozzle, 3/16" orifice	27014	
Nozzle Washers		
NW-1 (pk of 10) for CT, CTB, and ASV nozzles	21580	.5

Description	Stock#	Wt.
1. Hose, 1/2" media		
• Black, per ft	12471	<.5
• Clear, per ft	12476	<.5
2. Nipple, 1/4" pipe	11911	<.5
3. Bushing, 3/8" x 1/4"	12818	<.5
4. Hose, 1/2" ID air	12472	<.5
5. Hose end, 1/2" flare	15002	<.5
6. Orifice, auto gun air jet		
• No. 4, 1/8" dia.	11959	<.5
• No. 5, 5/32" dia.	11960	<.5
• No. 6, 3/16" dia.	11961	<.5
• No. 7, 7/32" dia.	11962	<.5
• No. 8, 1/4" dia.	11963	<.5
7. Nozzle		
• Ceramic		
– No. 5, 5/16", green tip	11930	<.5
– No. 6, 3/8", blue tip	11931	<.5
– No. 7, 7/16" red tip	11932	<.5
• Tungsten carbide		
– No. 5, 5/16"	13118	.5
– No. 7, 7/16"	12882	.5
– No. 8, 1/2"	11942	.5
• Boron carbide		
– No. 6, 3/8"	11936	<.5
– No. 7, 7/16"	11937	<.5
– No. 8, 1/2"	12894	<.5
8. Lock nut, orifice	11918	<.5
9. O-ring	08975	<.5

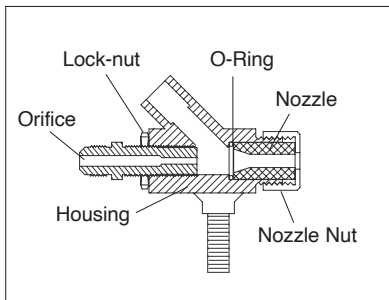
Description	Stock#	Wt.
10. Nut, brass	11914	<.5
11. Nut, brass, urethane coated	11574	<.5
12. Gun housing, center mount with stud	12276	1
13. Gun housing, left mount	12275	1
14. Gun housing, right mount	12277	1
15. Auto gun nozzle holder	11844	1
16. Orifice adjustment tool	16893	1

The following parts are not shown:

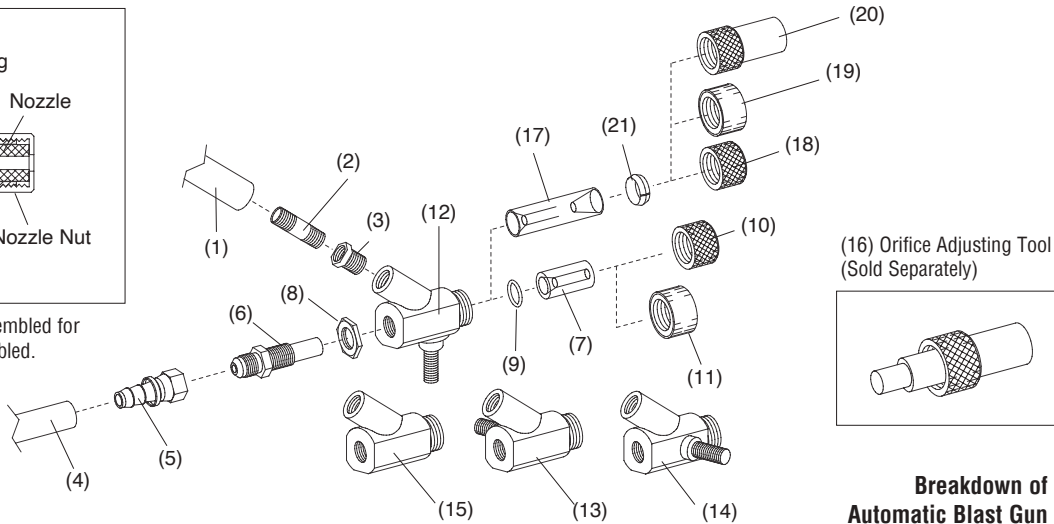
(-) Gun mount, 3 way, adjustment	11892	1
(-) Holding rod	16973	2
(-) Mount bar, 18" w/slot	17209	3
(-) Mount bar, 12" w/slot	17210	2
(-) Mount bar, 6" w/slot	17211	1
(-) Alignment tool, laser, #5 auto gun	24985	1
(-) Alignment tool, laser, #6 auto gun	24986	1

Wide-Spray Nozzles and Accessories

17. Nozzle		
• Tungsten carbide		
– No. 6, 3/8"	11947	1
• Boron carbide		
– No. 6, 3/8"	11934	<.5
– No. 8, 1/2"	11944	<.5
18. Nut, brass, wide spray	11916	<.5
19. Nut, brass, urethane coated wide spray	12906	<.5
20. Guard, wide spray	12295	<.5
21. Retaining ring wide spray	12038	<.5



Automatic Blast Gun shown assembled for illustration only. Not sold assembled.



Section 20

Cabinet Reclaimer

———— **CLEMCO[®]** ————

PUSH-THRU RECLAIMERS

Description	Stock#	Wt.
For ZERO BNP Pressure Cabinets		
Push-thru with exhauster assembly		
For 14" diameter blast machines		
• *600 cfm, 1 HP.....	29494	200
• *900 cfm, 2 HP.....	21194	294
For 16" diameter blast machines		
• *600 cfm, 1 HP.....	29498	200
• *900 cfm, 2 HP.....	21253	282
• *1200 cfm, 5 HP.....	24064	265
Push-thru less exhauster assembly		
For 14" diameter blast machines		
• *600 cfm	29489	90
• *900 cfm	21193	175
For 16" diameter blast machine		
• *600 cfm	29496	81
• *900 cfm	21252	182
• *1200 cfm	24068	324
For AeroLyte Pressure Cabinets		
Push-thru with exhauster assembly		
For 16" diameter blast machines		
• *600 cfm, 1 HP.....	29483	160
• *900 cfm, 2 HP (V).....	10491	294
• *1200 cfm, 5 HP (V).....	24065	
Pressure Reclaimer Mounting Flanges		
Mounting flange		
• 16"	24420	450
• 24"	22089	45

Description	Stock#	Wt.
For M-Section Sweep-in Systems		
Push-thru with exhauster assembly		
For 24" diameter blast machines		
• *900 cfm, 2 HP.....	14269	237
• *1200 cfm, 5 HP (V).....	24061	265
Push-thru less exhauster assembly		
For 24" diameter blast machines		
• *900 cfm	21823	175
• *1200 cfm	24062	324
• 1800 cfm	25010	425
For ZERO BNP and Tumble Suction Cabinets		
(does not include 12417 metering valve)		
Push-thru with exhauster assembly		
• 300 cfm, 1/2 HP	12402	110
• *600 cfm, 1 HP.....	29484	160
• *600 cfm, 1 HP (for BNP 164 only).....	29492	65
• *900 cfm, 2 HP.....	12398	310
• *1200 cfm, 5 HP (V).....	24058	540
• 1800 cfm, 7.5 HP.....	14155	700
• 2500 cfm, 10 HP.....	14154	850
Push-thru less exhauster assembly		
• 300 cfm	12403	65
• *600 cfm	29485	100
• *600 cfm (for BNP 164 only).....	29491	90
• *900 cfm	12399	200
• *1200	24059	310
• 1800 cfm	14152	375
• 2500 cfm	14153	430

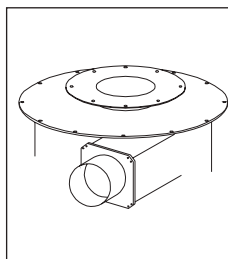
Note: An adjustable vortex cylinder is recommended for 180 mesh or finer media. Reclaimers that **INCLUDE** an adjustable vortex cylinder are marked (v). All other reclaimers **DO NOT** include the vortex cylinder.

Note: *Denotes modular-style bolt-on top and sump reclaimer design. Only 600,900 & 1200 cfm models currently are modular style.

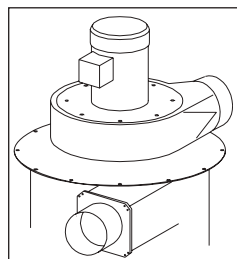
Replacement reclaimers are grouped by blast system style as suction or pressure, and by dust collector type as push-thru or pull-thru. Push-thru reclaimers have the exhauster mounted on top of the reclaimer, but can be purchased with or without the exhauster. Pull-thru reclaimers are designed for exhausters to be mounted on the dust collector.

Push-Thru Reclaimers

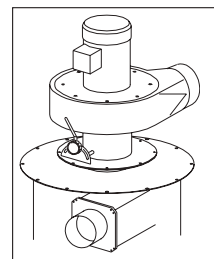
Push-thru reclaimers have motor powered exhausters that push air and dust into a non-powered dry filter.



Push-thru less exhauster. Replacement reclaimer when existing exhauster is in good working condition.



Push-thru w/ exhauster. Replacement reclaimer when existing exhauster also requires replacement.



Push-thru with exhauster and optional externally adjustable vortex. Replacement reclaimer when existing exhauster requires replacement.

Description	Stock#	Wt.
-------------	--------	-----

A pull-thru reclaimer is non-powered and is used with motor powered reverse-pulse dust collectors that pull air and dust through the reclaimer.

For ZERO BNP Pressure Cabinets

For 16" diameter blast machines		
• *600 cfm (V)	29499	95
• *900 cfm (V)	21293	155
• *1200 cfm (V)	24066	265

For Aerolyte Pressure Cabinets

For 16" diameter blast machines		
• *600 cfm (V)	29504	120
• *900 cfm (V)	22800	230
• *1200 cfm (V)	24067	

For Pulsar Pressure Cabinets

• for IX-P (V)	21293	155
----------------------	-------	-----

For Pulsar Plus Pressure Cabinets

• for VI-P (V)	30589	155
----------------------	-------	-----

Note: *Denotes modular-style bolt-on top and sump reclaimer design. Only 600,900 & 1200 cfm models currently are modular style.

Description	Stock#	Wt.
-------------	--------	-----

For M-Section Sweep-in Systems

For 24" diameter blast machines		
• *900 cfm (V)	24206	175
• *1200 cfm (V)	24051	538

Pressure Reclaimer Mounting Flanges

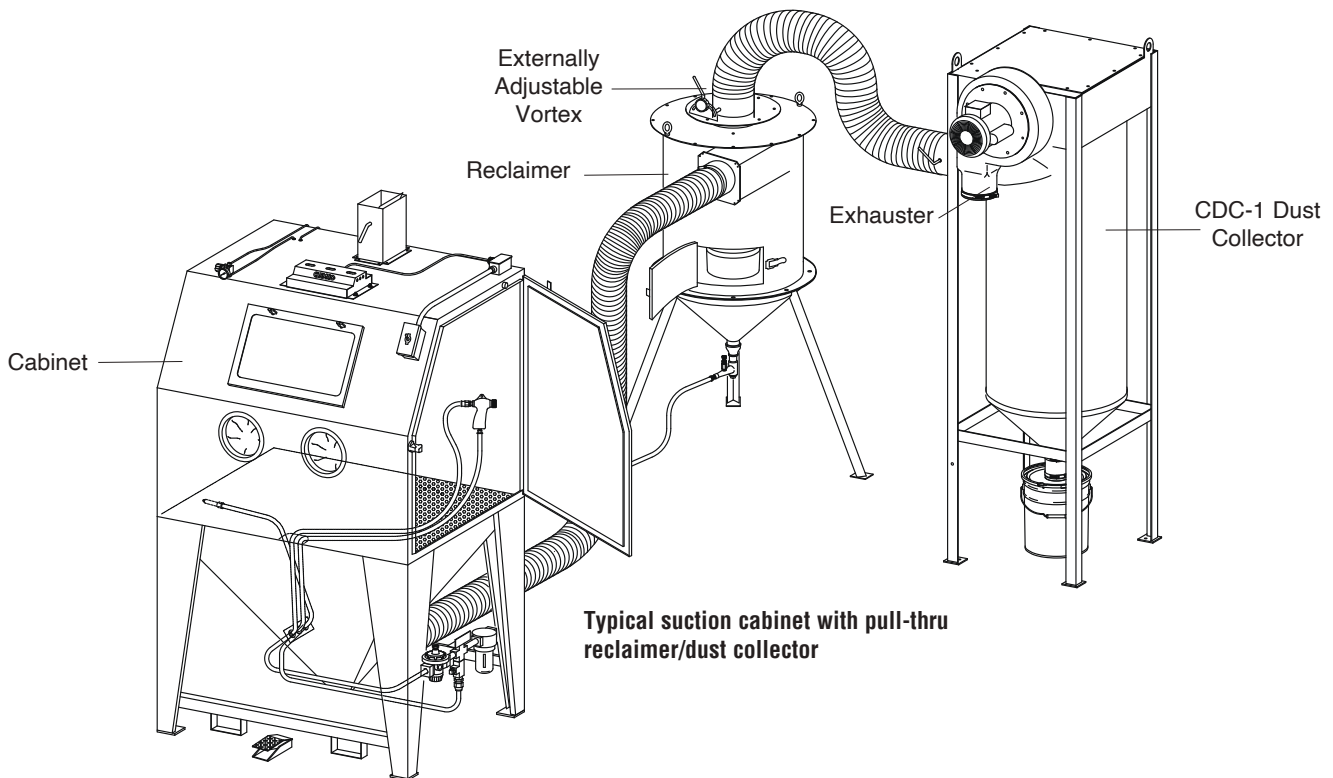
Mounting flange		
• 16"	24420	450
• 24"	22089	45

For ZERO BNP and Tumble Suction Cabinets

• 300 cfm (V)	21303	70
• *600 cfm (V)	29500	110
• *600 cfm (V) (BNP-164)	29028	110
• 600 cfm (BNP-164)	29027	110
• *900 cfm (V)	21305	230
• *1200 cfm (V)	24060	350
• 1800 cfm (V)	21307	425

For Pulsar Plus Suction Cabinets

• III-S	30461	95
• VI-S	30462	120



BNP RECLAIMER REPLACEMENT PARTS and CONVERSION KITS

Description	Stock#	Wt.
-------------	--------	-----

The term modular-style means having a bolt-on top and bolt-on sump. At this time, only 600, 900 and 1200 cfm reclaimers are modular-style. For engineered cabinet replacement parts, consult the Project manual.

Suction-to-Pressure Blast Reclaimer Conversion Kits

OM 23920

Includes 2 cuft capacity blast machine, 1/2" ID coupled blast hose, CT-3 tungsten carbide nozzle, reclaimer with wear plate and motor, air filter and pressure regulator. Order dust collector separately.

• 600 cfm, (1HP, 115v/1/60).....	12518	476
• 900 cfm, (2HP, specify 230v or 460v).....	12517	594

Reclaimer Parts

Paddle Wheels

• 300 cfm	12333	4
• 600 cfm	12334	6
• 900 cfm	12335	10
• 1200 cfm, 5 hp, 1-1/8" bore	17617	14
• 1800 cfm, 7.5 HP, 1-3/8" bore	12336	18
• Pulsar III models	19232	6
• Pulsar VI models	19234	6
• Pulsar IX models	12335	10

Externally Adjustable Vortex Cylinders (pull-thru) For use with media 200 mesh and finer

• 300 cfm	19077	
• 600 cfm	19080	25
• *600 cfm	29510	25
• 900 cfm	19084	28
• *900 cfm	23046	28
• 1200 cfm	25432	31
• 1800 cfm	19090	35

Exhauster-Mount Adj. Vortex Cylinder

• 300 cfm	19059	12
• 600 cfm	19062	14
• *600 cfm	29513	14
• *900 cfm	23047	33
• 1200 cfm	25434	38
• 1800 cfm	19072	40

Note: *Denotes modular-style bolt-on top and sump reclaimer design only 600, 900 and 1200 cfm models currently are modular style.

Description	Stock#	Wt.
-------------	--------	-----

sump reclaimer design. Only 600, 900 & 1200 cfm models currently are modular-style.

Reclaimer Wear Plates, Rubber-Lined

• 300 cfm/Pulsar III.....	14060	4
• 600 cfm/Pulsar VI models	13011	4
• 600 cfm bolt-on-top	29542	4
• 900 cfm	14055	4
• 900 cfm bolt-on-top	25071	4
• 1200 cfm	19223	6
• 1800 cfm	23028	9

Reclaimer Debris Screens

For 300 through 1800 cfm reclaimers

Current Style

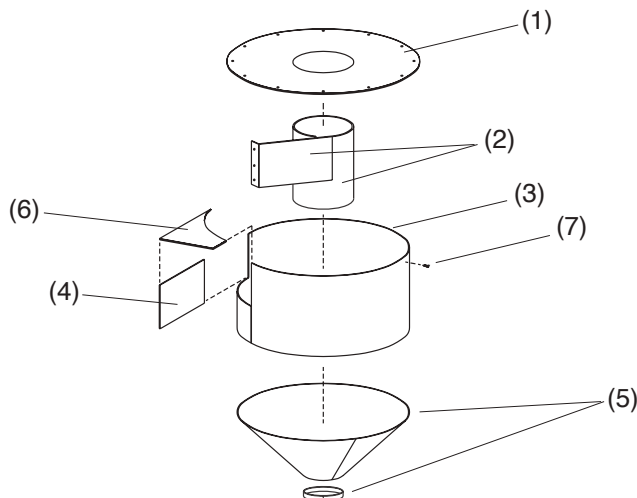
Reclaimer screen, bayonet-type

• standard #8 mesh.....	21265	1
• optional #8 mesh with magnets.....	23147	
• optional #4.5 mesh	21275	2
• optional #4.5 mesh with magnets.....	23146	3
Retrofit kit, includes 21265.....	21280	2

Description	Stock#	Wt.
-------------	--------	-----

Reclaimer Liners (Does not include installation)
 Reclaimer must have a removable (bolt-on) top.

1. Top liner		
• 600 cfm.....	22733	
• *600 cfm.....	29535	
• 900 cfm.....	23059	
• 1200 cfm.....	22689	
2. Baffle, lined		
• Tube liner not included		
– 600 cfm.....	22730	
– *600 cfm.....	29531	
– 1200 cfm.....	22691	
• Tube liner included		
– 600 cfm.....	23416	
– *600 cfm.....	29530	
– 900 cfm.....	23146	
– *1200 cfm.....	24654	
3. Wall liner, reclaimer body		
• 600 cfm.....	22731	
• *600 cfm.....	29533	
• 900 cfm.....	17008	
• 1200 cfm.....	22692	
• *1200 cfm.....	25436	
4. Inlet-side liner		
• 600 cfm.....	Part of Item 3	
• *600 cfm.....	29532	
• 900 cfm.....	12830	
• 1200 cfm.....	22693	
5. Sump liner		
• 600 cfm.....	22732	
• 900 cfm.....	16070	
• 1200 cfm.....	22694	
6. Inlet top		
• 600 cfm.....	Not Used	
• *600 cfm.....	29536	
• 900 cfm.....	22827	
• 1200 cfm.....	24031	
7. Screw, self-drilling, 10-16 x 3/4"	12722	



Description	Stock#	Wt.
-------------	--------	-----

Rubber Liner Sets (Factory or field installed)

NOTE: 300 cfm reclaimer cannot be rubber lined.
 The price below will be added to the initial price of the reclaimer.

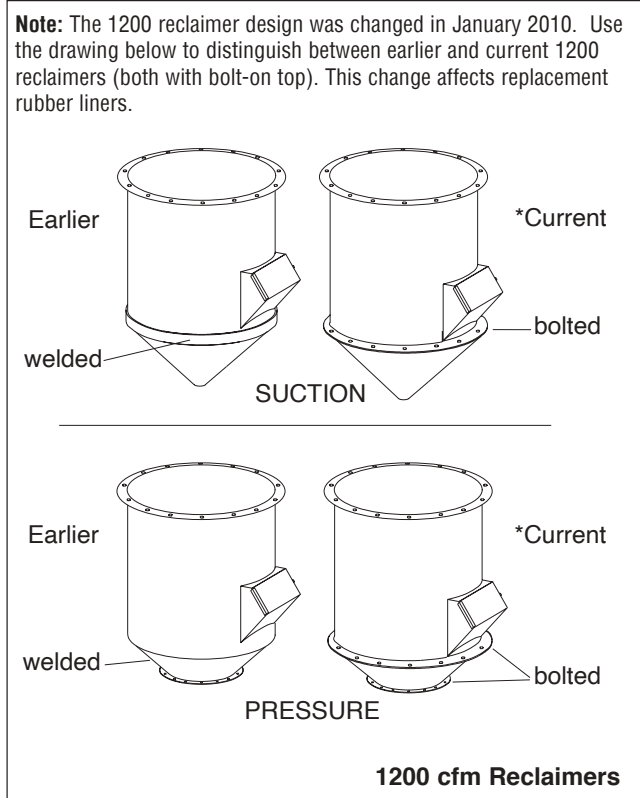
Replacement liners can be field installed on modular-style reclaimers with bolt-on top.

• Pulsar III-P and VI/VI-P	24782	50
• 600 cfm (old style)	23150	60
• *600 cfm and Pulsar	29541	60
• 900 cfm and Pulsar IX	23151	47
• ✓1200 cfm (earlier).....	23152	80
• *1200 cfm	25439	80
• 1800 cfm	23153	105
• 2500 cfm	23154	170

Note: ✓Denotes earlier (pre Jan. 2010) 1200 cfm reclaimers with bolt-on top only.

Note: *Denotes modular-style bolt-on top and sump reclaimer design. Only 600,900 & 1200 cfm models currently are modular style.

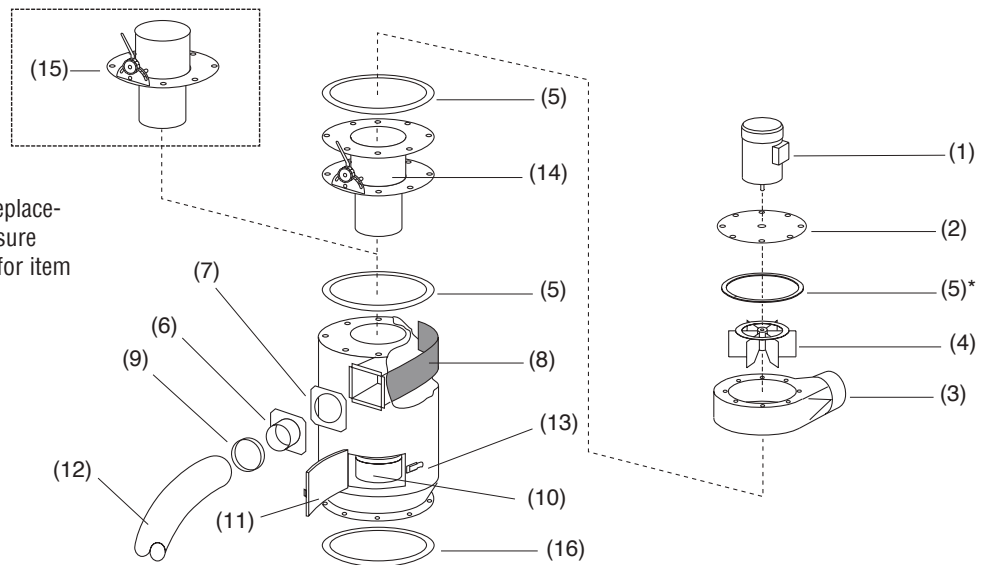
*Denotes replacement rubber liners that only work with current reclaimer design.



BNP RECLAIMER 300 REPLACEMENT PARTS

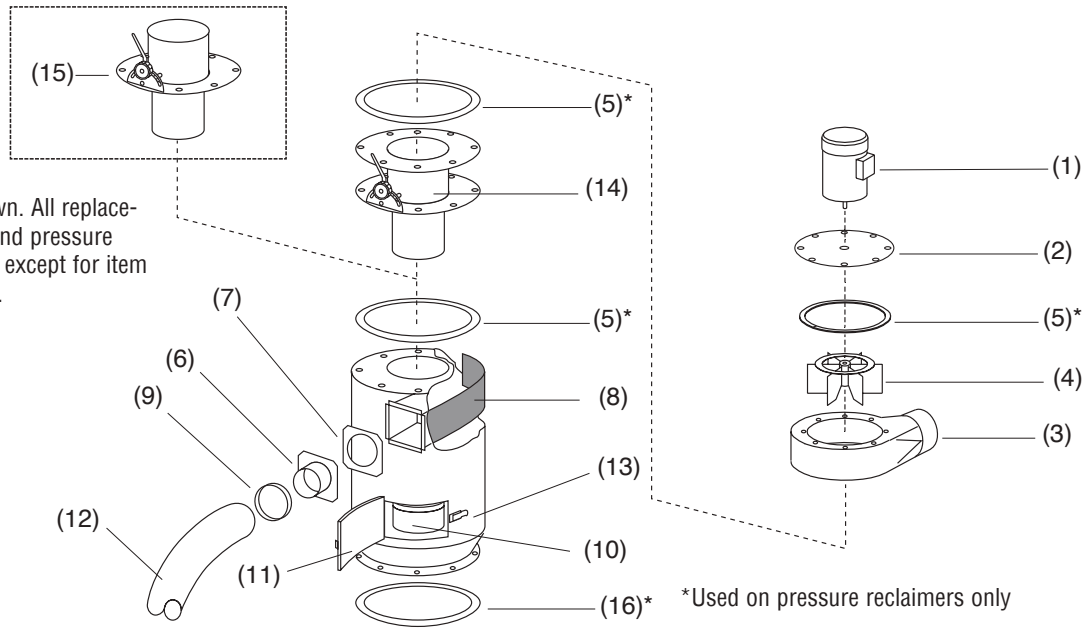
Description	Stock#	Wt.	Description	Stock#	Wt.
1. Motor, exhauster 300 cfm reclaimer, 1/2 HP, 3450 rpm, 1 PH.....	12308	20	11. Door.....	14271	2.5
2. Plate, motor mount 300 cfm.....	12003	1.5	• Gasket, door.....	11745	<.5
3. Housing, 300 cfm exhauster.....	12273	10	12. Hose, light-lined flex, • 4" ID for 300 cfm, per ft.....	12466	.5
4. Paddle wheel 300 cfm.....	12333	8	• 5" ID for 600 cfm, per ft.....	12467	2
5. Gasket, 5/16" x 1", adh-back, per ft.....	00187	<.5	13. Latch assembly.....	12263	<.5
6. Inlet plate assembly 300 cfm, 4".....	12365	1	14. Vortex cylinder assembly, adjustable for reclaimer with exhauster 300 cfm.....	19059	
7. Gasket, inlet adaptor 300 cfm.....	11746	<.5	15. Vortex cylinder assembly, adjustable for pull-through reclaimer 300 cfm.....	19077	
8. Wear-plate 300 cfm.....	14060	4	16. Gasket, 2" adh-back x 1/8", per ft.....	13089	<.5
9. Clamp, hose 300 cfm, 4".....	11577	<.5			
10. Screen assembly.....	21265	1.5			

Pressure reclaimer shown. All replacement parts for suction and pressure reclaimers are the same except for item marked with an asterisk.



Description	Stock#	Wt.
*Denotes replacement rubber liners that only work with current reclaimer design.		
(-) Rubber liner set		
• 600 cfm	23150	60
• *600 cfm	29541	60
1. Motor, exhauster 600 cfm reclaimer, 1 HP, 3450 rpm, 1 PH.....	12314	30
2. Plate, motor mount 600 cfm	12004	2
3. Housing, 600 cfm exhauster	12272	35
4. Paddle wheel 600 cfm	12334	6
5. Gasket, 5/16" x 1", adh-back, per ft	00187	<.5
6. Inlet plate assembly		
• 600 cfm, 4"	12364	1
• 600 cfm, 5"	12361	1
• 600 cfm, 5", for rubber lined reclaimer.....	25065	2
7. Gasket, inlet adaptor		
• 600 cfm	11779	<.5
• *600 cfm	29631	<.5

Description	Stock#	Wt.
8. Wear-plate		
• 600 cfm	13011	6
• *600 cfm	29542	6
9. Clamp, hose		
• 600 cfm, 5"	11578	<.5
10. Screen assembly	21265	1.5
11. Door.....	14271	2.5
• Gasket, door	11745	<.5
12. Hose, light-lined flex, 5" ID for 600 cfm, per ft	12467	2
13. Latch assembly	12263	<.5
14. Vortex cylinder assembly, adjustable for reclaimer with exhauster		
• 600 cfm	19062	28
• *600 cfm	29513	28
15. Vortex cylinder assembly, adjustable for pull-through reclaimer		
• 600 cfm	19080	20
• *600 cfm	29510	20
16. Gasket, 2" adh-back x 1/8", per ft	13089	<.5



BNP MODULAR RECLAIMER 600 REPLACEMENT PARTS

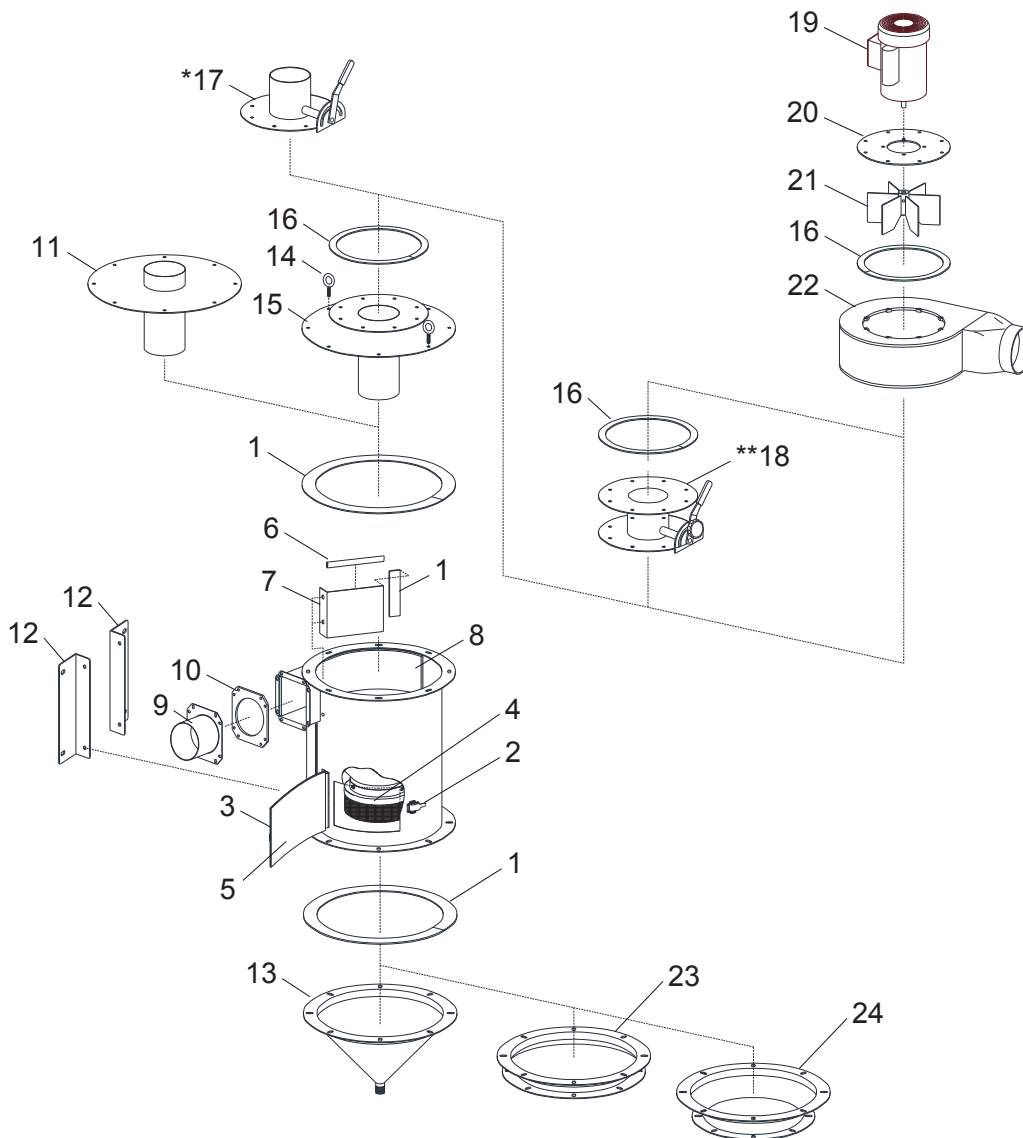
Description	Stock#	Wt.
-------------	--------	-----

* Denotes replacement rubber liners that only work with current reclaimer design.

1. Gasket, 1/8" x 2" adhesive backed Specify feet required	13089	
2. Latch, spring	12263	
3. Door assembly with gasket and latch	14271	
4. Screen, 8 mesh	21265	
5. Gasket, door	11745	
6. U-Channel, 3/8", 1' required	04076	
7. Baffle, 600 cfm modular	29524	
8. Wear plate, rubber lined w/mount screws	29542	
9. Inlet adaptor, 600 cfm, 5"	12361	
10. Gasket, 5" inlet adaptor	11779	
11. Top plate, 600 cfm modular pull-thru	29538	
12. Bracket, mounting, each, Not on pressure reclaim.....	29529	

Description	Stock#	Wt.
-------------	--------	-----

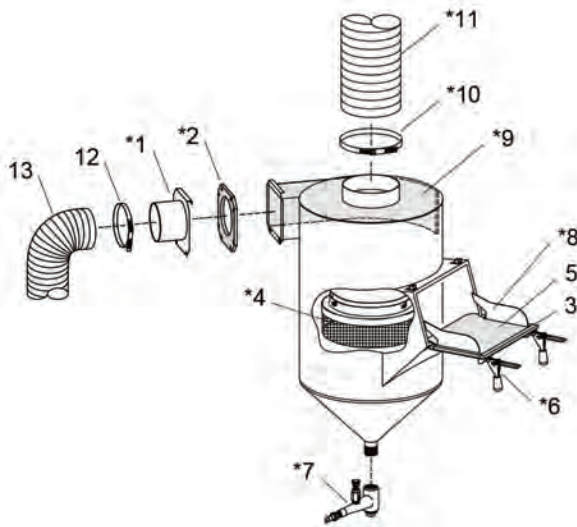
13. Hopper, 600 cfm modular suction	21650	
14. Eyebolt, 3/8" x 1.25" shank.....	00430	
15. Top plate w/exhauster flange	29487	
16. Gasket, 5/16" x 1" adhesive backed Specify feet required	00187	
17. Vortex, pull-thru 600 cfm modular*	29510	
18. Vortex, opt. on all push thru 600 module, Reclaimers, except std. on AeroLyte**	29513	
19. Motor, 1-HP 115V, 1-PH, standard.....	12314	
• 230V, 3-PH, option	12310	
20. Plate, motor 600 cfm	12004	
21. Paddle wheel 600 cfm.....	12334	
22. Housing, exhauster, 600 cfm	12272	
23. Adaptor flange, 16" dia. blast machine	25243	
24. Adaptor flange, 14" dia. blast machine	29518	



Description **Stock#** **Wt.**

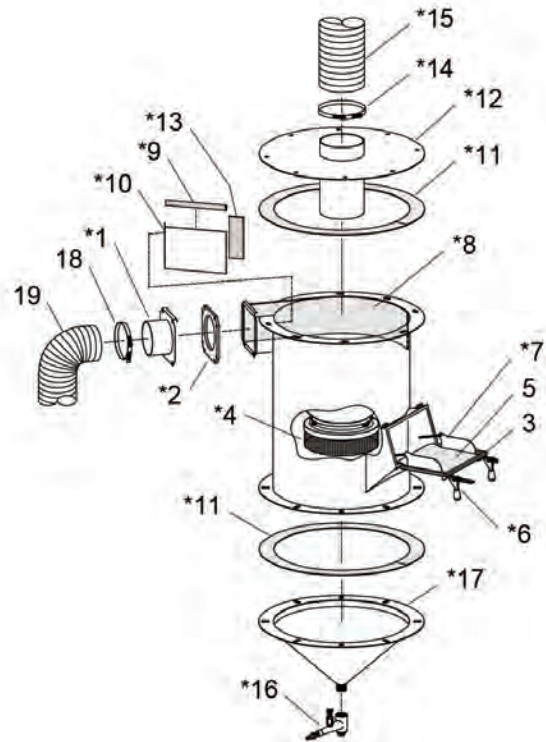
Reclaimer 300 cfm

- (-) Reclaimer assembly, Pulsar III
- Includes items with an asterisk (*) 30461
- 1. *Inlet-pipe adaptor, 4" 30180
- 2. *Gasket, 4" inlet pipe adaptor 11746
- 3. Gasket door, 5/16" x 1/2", 3 ft required 30449
- 4. *Debris screen, 8-mesh 21265
- 5. Liner, reclaimer door 30448
- 6. *Clamp assembly, reclaimer door 30189
- 7. *Metering valve 12417
- 8. Door assembly, reclaimer
- Includes items 3, 5 and hinge 30459
- 9. *Wear plate with mounting screws 14060
- 10. *Clamp, 6" hose 00750
- 11. *Hose, 6" unlined flex, 4 ft required 12452
- 12. Clamp, 4" hose 11577
- 13. Hose, 4" light-lined flex, 7 ft required 12466



Reclaimer 600 cfm

- (-) Reclaimer assembly, Pulsar VI
- Includes items with an asterisk (*) 30462
- 1. *Inlet-pipe adaptor
- 4" for use with steel media 30496
- 5" standard use other than steel 29397
- 2. Gasket, inlet-pipe adaptor for standard and steel media use 11779
- 3. Gasket door, 5/16" x 1/2", 3 ft required 30449
- 4. *Debris screen, 8-mesh 21265
- 5. Liner, reclaimer door 30448
- 6. *Clamp assembly, reclaimer door 30189
- 7. *Door assembly, reclaimer
- Includes item 3, 5, hinge and chain 30460
- 8. *Wear plate with mounting screws 29542
- 9. *U-channel, 3/8", 1 ft required 04076
- 10. *Baffle, 600 modular 29524
- 11. *Gasket, adhesive-backed, 1/8" x 2" per ft, 6 ft required at each location 13089
- 12. *Top plate, 600 cfm modular, with 6" pipe 29538
- 13. *Gasket, adhesive-backed, 1/8" x 2" per ft, 1 ft required at each location 13089
- 14. *Clamp, 6" hose 00750
- 15. *Hose, 6" unlined flex, 4 ft required 12452
- 16. *Metering valve 12417
- 17. *Hopper, reclaimer 21650
- 18. Clamp, 5" hose 11578
- 19. Hose, 5" light-lined flex, 7 ft required 12467



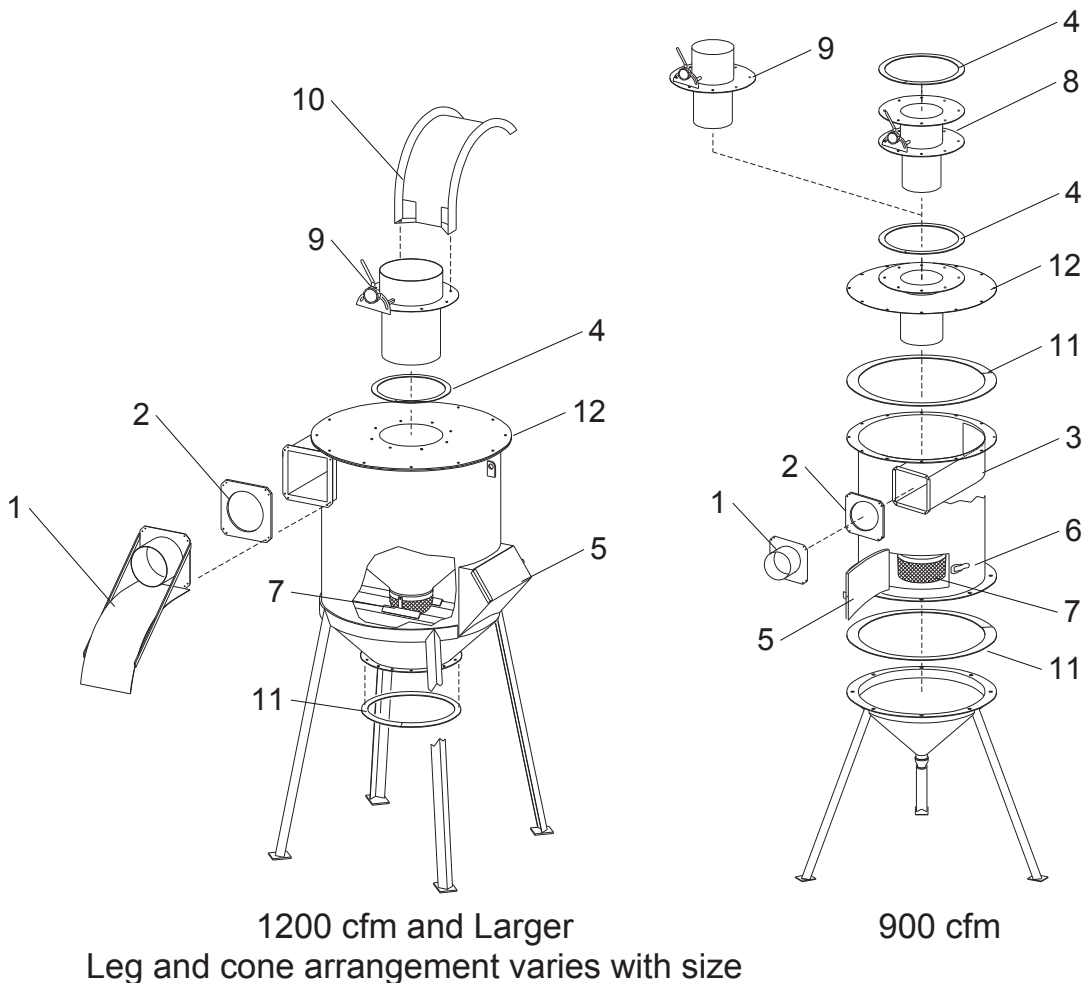
Description Stock# Wt.

Reclaimer

(-) Rubber liner set 900 cfm*	23151	60
*can be field installed when reclaimer has bolt-on top		
1. Inlet pipe adaptor 900 cfm,		
• 6", less support	12363	1
• 5", less support (steel)	14411	
• 6", with support.....	16887	16
• 5", with support (steel).....	22324	
2. Gasket, inlet adaptor		
• 900 cfm, 6".....	11759	<.5
• 900 cfm, 5"(steel).....	11779	
3. Wear plate, field installed 900 cfm	25071	8
4. Gasket, 1" adhesive backed, specify feet req'd.....	00187	<.5
5. Door.....	14271	2.5
• Gasket, door	11745	<.5
6. Screen assembly, std. #8 mesh	21265	1.5
• optional #4.5 mesh for coarse media	21275	2
7. Spring latch assembly.....	12263	<.5

Description Stock# Wt.

8. Vortex assembly, externally adjustable, for push-thru reclaimer exhauster.....	23047	33
9. Vortex assembly, adjustable, for pull-thru reclaimers with bolt-on top		
• 900 cfm	23046	25
10. Optional hose support, outlet pull-thru 900 cfm	20619	16
11. Gasket, 2" adh-back, per ft.....	13089	<.5
12. Top plate assembly	23040	50
13. Body w/door & wear plate.....	27465	90
• Body w/top, rubber-lined	27466	98
14. Sump leg assembly.....	23042	87
15. Sump adaptor, 16" pressure.....	23043	22
16. Motor, exhauster 900 cfm reclaimer, 2 hp, 3450 rpm, 3 ph	12309	35
17. Plate, motor mount 900 cfm	12005	4
18. Paddle wheel 900 cfm.....	12335	10
19. Housing, exhauster 900 cfm	12271	43
20. Clamp, hose 900 cfm, 6-1/2"	00750	<.5
21. Hose, light-lined flex 6" ID 900 cfm, per ft.....	12468	1

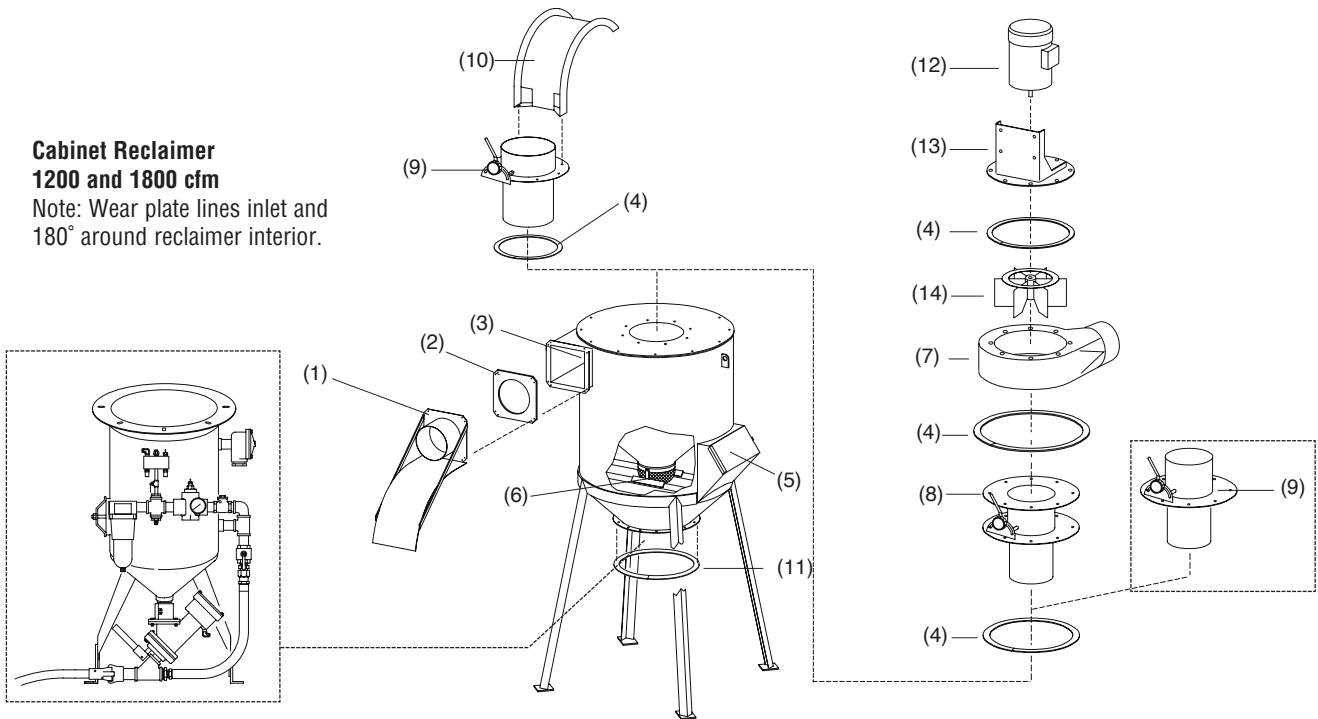


Description	Stock#	Wt.
Reclaimer		
(-) Rubber liner set		
• 1200 cfm, (pre jan 2010, bolt on top)	23152	80
• 1200 cfm, (post jan 2010)	25439	80
• 1800 cfm	23153	105
1. Inlet pipe adaptor		
• 1200 cfm, 7", std	20596	15
• 1200 cfm, 6"	22729	11
• 1800 cfm, 8"	20597	20
2. Gasket, inlet adaptor		
• 1200 cfm	11767	<.5
• 1800 cfm	11765	<.5
3. Wear plate, field installed		
• 1200 cfm	19223	11
• 1800 cfm	23028	12
4. Gasket, 1" adh-back, per ft	00187	<.5
5. Gasket, door 1200/1800 cfm	11766	<.5
6. Screen assembly,		
• std. #8 mesh	21265	1.5
• optional #4.5 mesh for coarse media	21275	2
7. Housing, exhauster		
• 1200/1800 cfm	12270	72

Description	Stock#	Wt.
8. Vortex assembly, externally adjustable, for reclaimer with exhauster		
• 1200 cfm	25434	36
• 1800 cfm	19072	40
9. Vortex assembly, externally adjustable, for pull-through reclaimer		
• 1200 cfm	25432	31
• 1800 cfm	19090	35
10. Hose support, outlet, pull-through, optional 1200/1800 cfm	20730	22
11. Gasket, 2" adh-back, per ft	13089	<.5
12. Motor, exhauster		
• 1200 cfm reclaimer, 5 hp, 3 ph	19156	79
• 1800 cfm reclaimer, 7.5 hp, 3 ph	12761	104
13. Plate, motor mount		
• 1200 cfm, 5 hp	17030	22
• 1200/1800 cfm 7.5 hp	12002	
14. Paddle wheel		
• 1200 cfm, 5 hp	17617	15
• 1200/1800 cfm 7.5 hp	12336	17

**Cabinet Reclaimer
1200 and 1800 cfm**

Note: Wear plate lines inlet and 180° around reclaimer interior.



Section 21

Dust Collectors

———— **CLEMCO[®]** ————

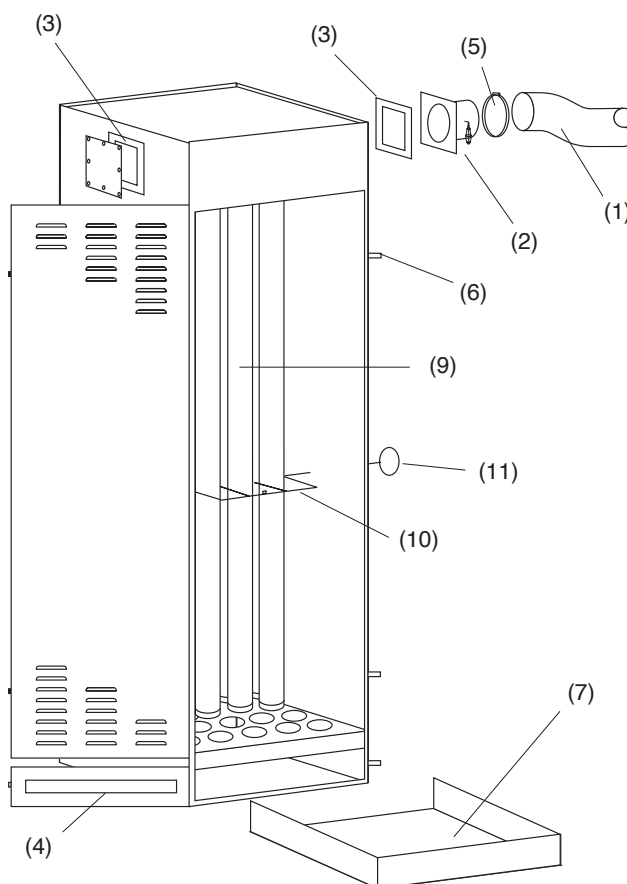
DRY FILTER PARTS/CABINET DUST BAGS

Description	Stock#	Wt.
-------------	--------	-----

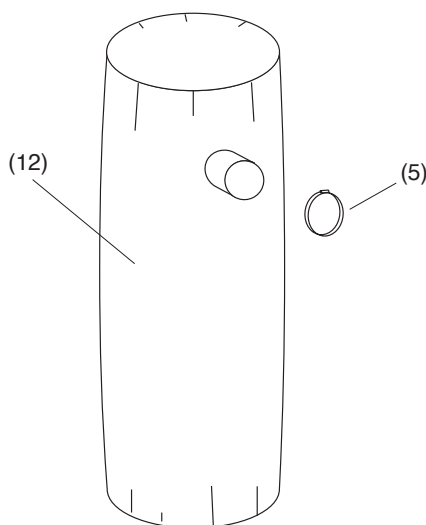
NOTE: Dry Filter Dust Collectors have been discontinued. All new cabinets now are sold with reverse-pulse dust collectors. The basic reverse-pulse dust collector is the CDC series on page 3.

1. Hose, flex, specify length, 5 feet is standard		
• 5" for 300 cfm	12449	1
• 6" for 600 cfm	12452	1.5
• 7" for 900 cfm	12448	2.5
2. Inlet adaptor with damper		
• 5" for 300 cfm	21232	3
• 6" for 600 cfm	14272	4
• 7" for 900 cfm	14273	5
3. Gasket, inlet adaptor		
• for 300 cfm	21233	<.5
• for 600 cfm	11762	<.5
• for 900 cfm	11763	<.5
4. Gasket, dust drawer	11771	<.5
5. Clamp, hose		
• 300 5"	11578	<.5
• 600 6" & 900 7"	11576	<.5
6. Spring latch assem.	12263	<.5
7. Drawer, dust		
• for 300 cfm	14274	6
• for 600 cfm	14275	10
• for 900 cfm	14276	14
9. Tubular cloth filter, (DRY FILTER TUBES)		
3-1/2" dia. x 64" long		
• 300 cfm (order 15)		
• 600 cfm (order 25)		
• 900 cfm (order 40)	11503	1
10. Shaker, tube filter		
• 300 cfm	14342	2.5
• 600 cfm	12414	3
• 900 cfm	12415	3.5
11. Handle, shaker	12899	1
12. Cabinet dust bags (NOT DRY FILTER TUBES)		
• 300 cfm	11501	
• 600/900 cfm	11502	

Dry Filter Dust Collector



Cabinet Dust Bag



Description Stock# Wt.

CDC-1 Reverse-Pulse Dust Collectors

CDC-1 Dust Collectors are reverse-pulse, single cartridge collectors, used to ventilate blast cabinets and abrasive cleaners are an excellent replacement for the discontinued dry filters.

CDC with Exhauster

- 300 cfm model CDC-1-300E, 1/2 HP, 115-v/1/60..... 28254 543
- 600 cfm model CDC-1-600E, 1 HP, 115v/1/60 28255 555
- 600 cfm model CDC-1-600 E 3Ph 1 HP, 230/460v/3/60 28240 555
- 900 cfm model CDC-1-900 E 3Ph 2 HP, 230/460v/3/60 28256 561
- 900 cfm model CDC-1-900 E 1Ph 2 HP, 115/230v/1/60 28453 561

CDC without Exhauster

- 300 cfm model CDC-1-300LE..... 28251 525
- 600 cfm model CDC-1-600LE..... 28252 525
- 900 cfm model CDC-1-900LE..... 28253 525

Reclaimer, Conversion Kits (Push-thru to Pull-thru) for Dry Filter to CDC Collector

Conversion kit, includes reclaimer adaptor plate, gasket, fasteners; does not include exhauster motor

- for 300 cfm..... 28962
- for 600 cfm..... 28963
- for 900 cfm..... 28964

Fine-mesh-media conversion kit, includes adjustable vortex, gasket, fasteners; does not include exhauster motor

- for 600 cfm..... 28629
- for 900 cfm..... 28630

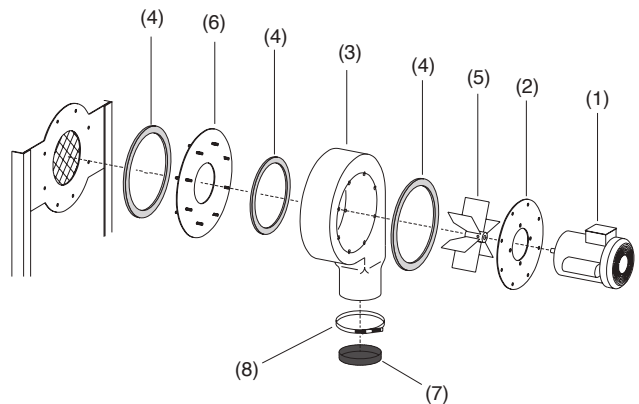
Accessories

- Differential pressure gauge kit..... 23356
- HEPA Filter assembly, free standing, incl. HEPA, flex hose and clamps
 - 600 cfm..... 23625 160
 - 900 cfm..... 23626 170
 - 1200 cfm..... 23627
 - Filter element 22502
 - Conditioner, cartridge 23 lb 23771 23
- Sound suppressor assembly for CDC-1 exhauster, with sound foam
 - 600 cfm, 6” 28458
 - 900 cfm, 7” 28459
- Sound foam, adhesive backed, per sq. ft. 4 sq. ft. req, trim to fit (ea sqft) 12484 <.5

Description Stock# Wt.

CDC-1 Exhauster Assembly Replacement Parts

- 1. Motor, 300 cfm, 1/2 HP 115v, 1PH..... 12308 20
 - Motor, 600 cfm, 1 HP 115v, 1PH 12314 30
 - Motor, 600 cfm, 1 HP 230v, 3 PH 12310 30
 - Motor, 900 cfm, 2 HP 115/230v, 1 PH 02979 35
 - Motor, 900 cfm, 2 HP 230v, 3 PH 12309 35
- 2. Plate, motor mount
 - 300 cfm 12003 1.5
 - 600 cfm 12004 2
 - 900 cfm 12005 4
- 3. Housing, exhauster
 - 300 cfm 12273 10
 - 600 cfm 12272 35
 - 900 cfm 12271 43
- 4. Gasket, 5/16” x 1” adhesive-backed, per ft. 00187 <.5
- 5. Paddle wheel
 - 300 cfm 12333 5
 - 600 cfm 12334 5.5
 - 900 cfm 12335 8.5
- 6. Adaptor plate, exhauster
 - 300 cfm 28245
 - 600 cfm 28246
- 7. Screen, exhauster outlet
 - 300 cfm 25092
 - 600 cfm 27054
 - 900 cfm 28249
- 8. Clamp, 8-1/2”..... 11576 <.5



CDC-1 Exhauster Assembly
Some items removed or rotated for clarity

Description	Stock#	Wt.
-------------	--------	-----

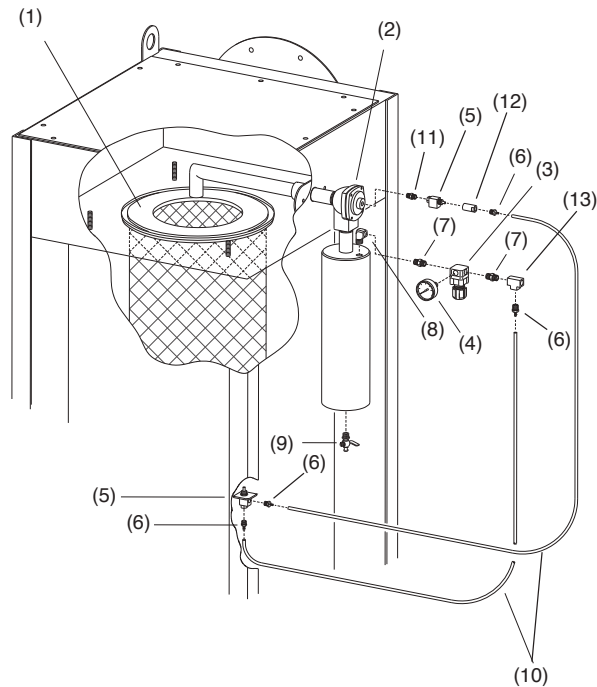
Cartridge and Pulse Assembly

1. Filter cartridge		
• 300 & 600 cfm, 13" x 36"	15781	21
• 900 cfm, 13" x 52"	28259	
2. Valve, 1" diaphragm pulse	19578	1
3. Regulator, 1/4" NPT Pressure with gauge	12050	.5
4. Gauge, 1/4" cbm, (replacement)	11830	1
5. Valve, 3-way (2 required)	12202	<.5
6. Fitting, 1/8" NPT x 1/8" hose barb (4 required)	11732	<.5
7. Nipple, 1/4" NPT hex (2)	02808	<.5
8. Elbow, 1/4" NPT St.	02027	<.5
9. Petcock 1/4" NPT	01993	<.5
10. Tubing, 1/8" ID urethane, per foot, 5 feet required	12475	<.5
11. Nipple, 1/8" NPT hex	01962	
12. Actuator, air pilot	19123	
13. Tee, 1/4"-NPT brass	02025	

CDC Dust Collector Dimensions

(Allow additional height for filter replacement)

- CDC-1-300: 25" x 27" x 94"; (cartridge: 36"H)
- CDC-1-600: 25" x 27" x 94"; (cartridge: 36"H)
- CDC-1-900: 25" x 27" x 96"; (cartridge: 52"H)

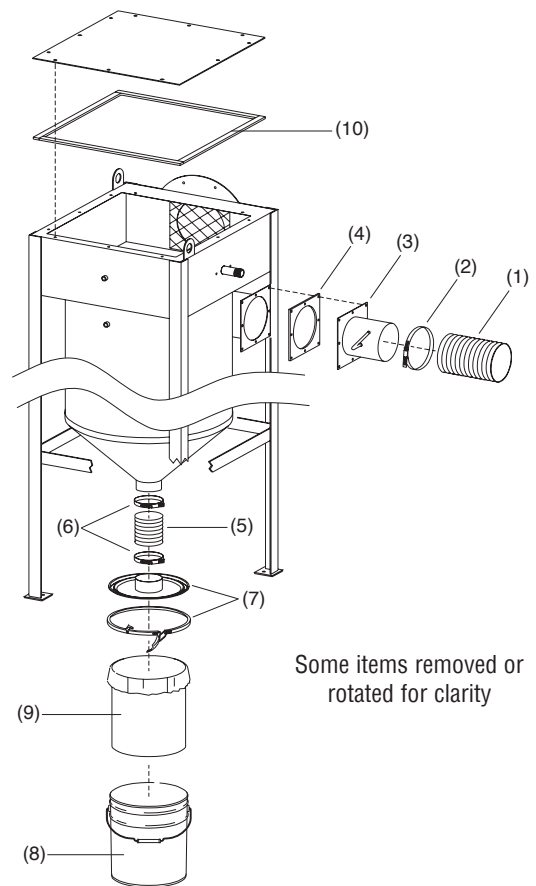


Some items removed or rotated for clarity

Description	Stock#	Wt.
-------------	--------	-----

Enclosure Dust Container Assembly

1. Hose, unlined flex, per foot, 5 ft. standard		
• 5" ID for 300 cfm	12449	1
• 6" ID for 600 cfm	12452	1
• 7" ID for 900 cfm	12448	1.5
2. Clamp, hose		
• 5-1/2" for 300 cfm	11578	<.5
• 6-1/2" for 600 cfm	00750	<.5
• 8-1/2" for 900 cfm	11576	<.5
3. Inlet adaptor w/damper		
• 5" ID for 300 cfm	28247	3
• 6" ID for 600 cfm	28248	4
• 7" ID for 900 cfm	14273	5
4. Gasket, inlet adaptor	11763	<.5
5. Hose, 4" ID flex per foot, (1 foot min., max. 25 ft.)	12466	1
6. Clamp, 4"	11577	<.5
7. Lid and clamp ring dust container	23419	1
8. Drum, 5-gallon dust	28250	
9. Liners, drum, 5-pk	28621	
10. Gasket, per ft (9 ft reqd)	00187	



Some items removed or rotated for clarity

Description Stock# Wt.

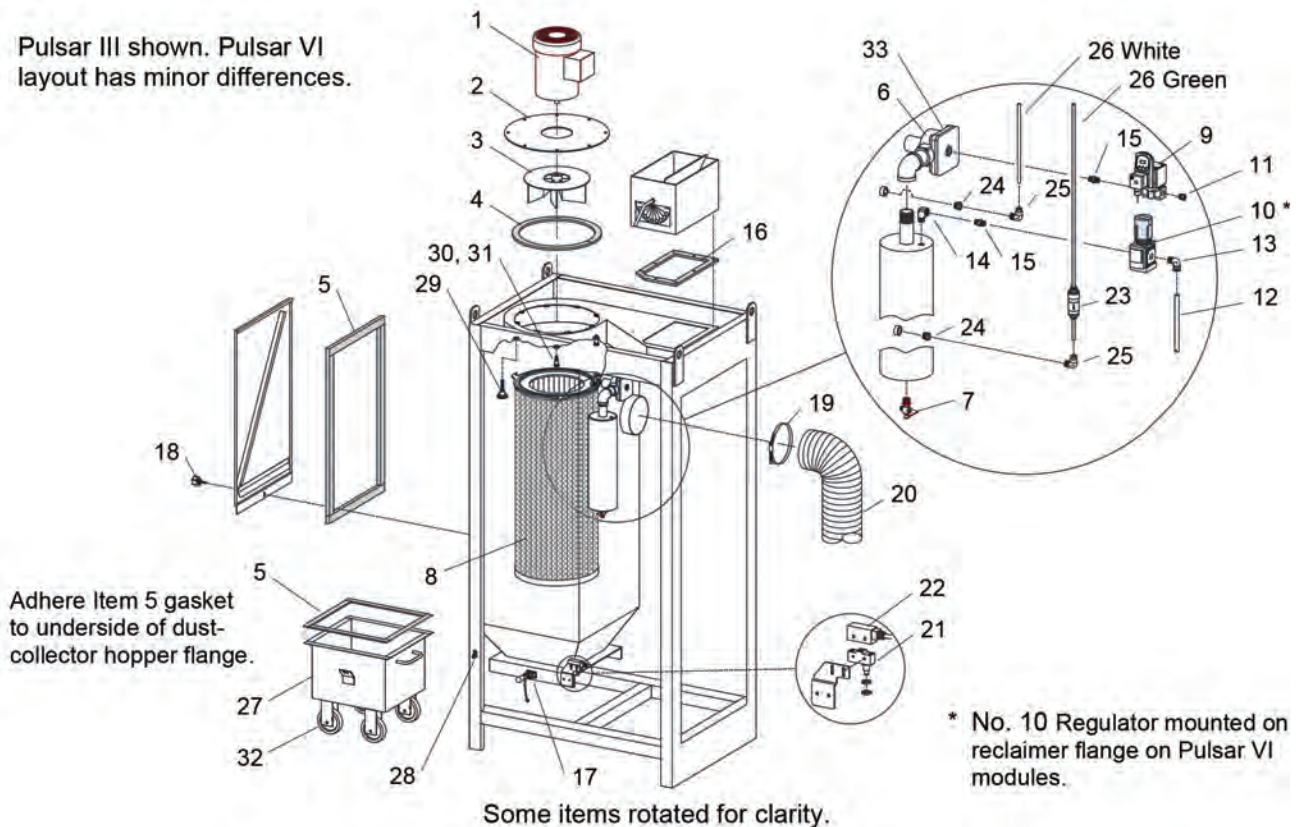
Pulsar Plus III and VI Reverse-Pulse Dust Collector

1. Motor, exhauster 1 hp, 1-ph	12314
2. Motor plate	
• for 300 cfm	20229
• for 600 cfm	20224
3. Paddle wheel	
• for 300 cfm	19232
• for 600 cfm	19234
4. Gasket, 5/16" x 1", adhesive-backed, motor plate, 4 ft required	00187
5. Gasket, 5/8" x 1-1/4", adhesive-backed	
• Dust collector hopper flange, 6 ft required	27464
• Dust collector door, 8 ft required	27464
6. Valve, 1" diaphragm pulse	30168
7. Petcock	01993
8. Filter cartridge	
• for 300 cfm, 9" x 26" with 3-lug flange	30187
• for 600 cfm, 13" x 30" with 3-lug flange	30241
9. Timer, digital pulse	30161
10. *Regulator, 1/4" pressure with gauge	30333
11. Muffler, 1/4" NPT bronze	03988
12. Tubing, 3/8" OD poly, specify ft required	12478
13. Fitting, elbow, 1/4" NPT x 3/8" tube	11685

Description Stock# Wt.

14. Elbow, 1/4" brass st.....	02027
15. Nipple, 1/4" brass hex.....	02808
16. Gasket exhaust damper	
• for 300 cfm.....	30198
• for 600 cfm.....	30240
17. Clamp, J-hook, dustbin	30190
18. Knob, dust door retainer	30191
19. Clamp, 6" hose	00750
20. Hose, 6" unlined flex, 4 ft required.....	12452
21. Switch, interlock limit	30299
22. Cover, interlock switch.....	30201
23. Filter, inline, 1/4" tube.....	23415
24. Bushing, 1/4" NPT x 1/8" NPT brass.....	02010
25. Fitting, snubber el, 1/8" NPT x 1/4" tube.....	30455
26. Tubing, 1/4" OD green and white twin specify feet requirement.....	30316
27. Dustbin assembly, includes wheels	30185
28. Lug, grounding	11639
29. Knob, knurled cartridge-tensioning.....	30458
30. Screw, 3/8" NC - 1/2" x 7/8" shoulder	30457
31. Washer, 1/2 flat.....	03515
32. Wheel kit, 4" rubber includes four wheels and hardware.....	30456
33. Service kit, diaphragm pulse valve.....	30173

Pulsar III shown. Pulsar VI layout has minor differences.



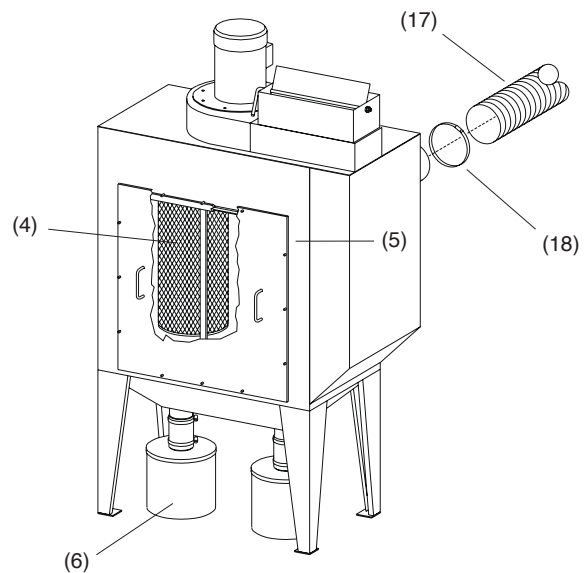
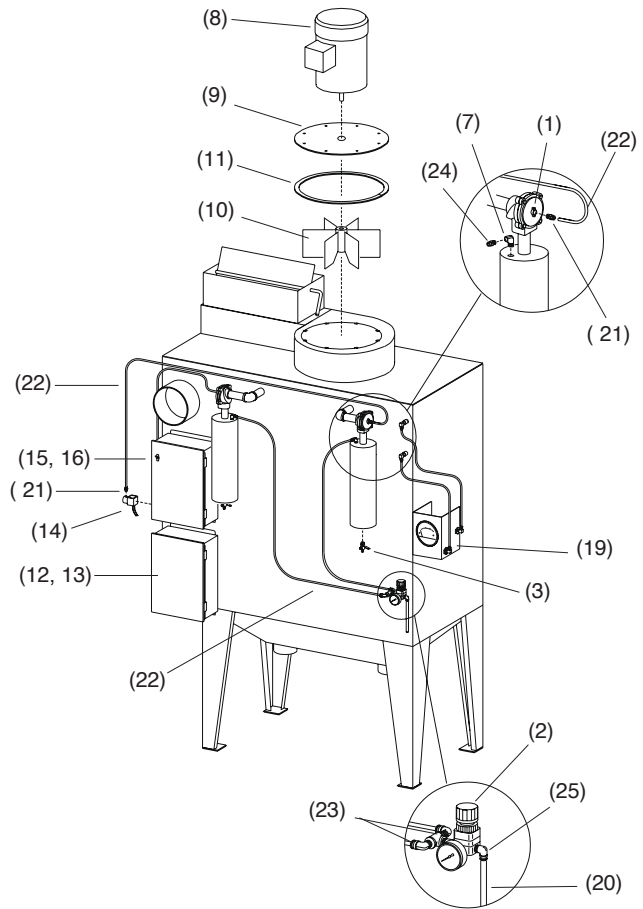
REPLACEMENT PARTS for PULSAR IX DUST COLLECTOR

Description **Stock#** **Wt.**

Pulsar IX-s and IX-P

For a complete list of replacement parts, consult the cabinet owner's manual.

1. Valve, 1" diaphragm pulse	19578
(-) Repair kit, diaphragm pulse valve	21600
2. Pressure regulator with gauge, 1/4"	12050
3. Petcock	01993
4. Filter cartridge, 13" x 30"	19121
5. Gasket, 5/16" x 1", adh-backed, per ft	00187
6. Dust container assembly	23411
(-) Liners, 5-pk	28621
7. Elbow, 1/4" brass street	02027
8. Motor, exhauster, 2 HP, 3-ph	12309
9. Plate, motor mount 900 cfm	12005
10. Paddle wheel, 900 cfm	12335
11. Gasket, 3/16" x 1", adhesive backed,	00186
12. Sequence control panel assembly	15788
13. Sequence control board (not inside)	10261
14. Solenoid	23869
15. Switch, toggle	12127
16. Boot, toggle switch	14228
17. Hose, 7" flex, light lined per foot, (5 ft required)	12469
18. Clamp, hose	11576
19. Differential pressure gauge assembly (optional)	23356
20. Tubing, 3/8" OD, per ft	12478
21. Fitting, straight, 1/8" NPT x 1/4" tube	11214
22. Tubing, 1/4" OD, per ft	15892
23. Fitting, elbow, 1/4" NPT x 1/4" tube	03428
24. Fitting, straight, 1/4" NPT x 1/4" tube	11737
25. Fitting, elbow, 1/4" NPT x 3/8" tube	11685



Description	Stock#	Wt.
-------------	--------	-----

RPC Reverse-Pulse Dust Collectors
 (With automatic cartridge cleaning and dust drawer consumes 3 cfm per cartridge when pulsed.)

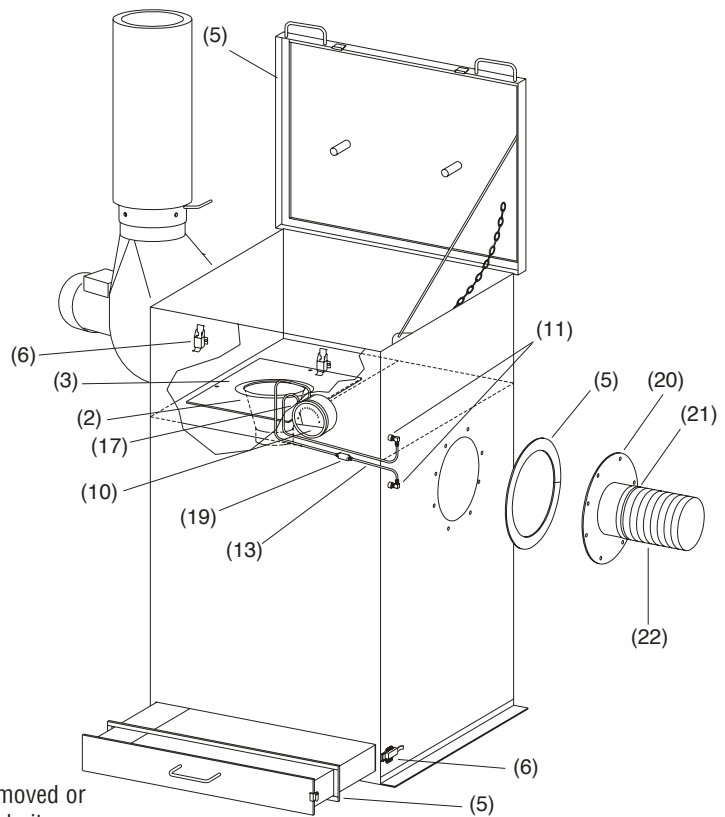
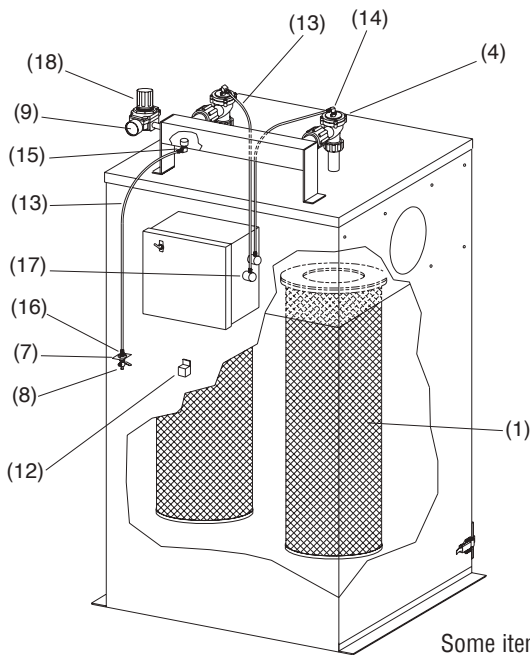
Floor mounted, two ultra-strength filter cartridges, adjustable automatic air pulse sequencer. Motor and blower included to provide pull-thru air flow (recommended for single nozzle, heavy usage cabinets).

RPC-2 Collector Assembly

(-) RPC-2 collector assembly		
• 600 cfm with 1 HP, 115v/1/60.....	15804	620
• 600 cfm with 1 HP, 230/460v/3/60.....	15939	620
• 900 cfm with 2 HP, 230/460v/3/60.....	20526	630
(-) Pulse valve repair kit.....	21601	<.5
1. Filter cartridge, 13" x 36".....	15781	21
2. Venturi tube.....	15674	
3. Plate, hold-down.....	16213	
4. Valve 1-1/2" diaphragm.....	15818	1.5
5. Gasket, 1", adhesive backed, per ft.....	00187	<.5

Description	Stock#	Wt.
-------------	--------	-----

6. Latch.....	10290	1
7. Fitting, 1/4" NPT, bulkhead.....	05605	<.5
8. Petcock, 1/4" NPT.....	01993	<.5
9. Gauge, pressure.....	11830	1
10. Gauge, differential press.....	10188	2
11. Snubber fitting.....	15786	<.5
12. Ground lug.....	11639	<.5
13. Tubing, 1/4" nylon, specify feet required.....	15892	<.5
14. Adaptor, elbow, 1/8" NPT x 1/4" tube.....	15787	<.5
15. Adaptor, elbow, 1/4" NPT x 1/4" tube.....	03428	<.5
16. Adaptor, straight, 1/4" NPT x 1/4" tube.....	03429	<.5
17. Adaptor, straight, 1/8" NPT x 1/4" tube.....	03430	<.5
18. Regulator, 1/2" NPT pressure with gauge.....	01902	1.5
19. Filter, in-line dust.....	23415	<.5
20. Inlet adaptor		
• 600 cfm, 6".....	16362	
• 900 cfm, 7".....	16837	
21. Clamp, hose.....	11576	<.5
22. Hose, flex, per ft.		
6" for 600 cfm.....	12452	1
7" for 900 cfm.....	12448	1.5



Description	Stock#	Wt.
-------------	--------	-----

RPH Reverse-Pulse Dust Collectors

(with automatic cartridge cleaning and dust hopper):
Ultra-strength filter cartridges, cleaned by adjustable automatic air pulse sequencer.
Motor and Blower included to provide pull-thru air flow.

(-) RPH-2, 600 cfm, two cartridges, 1 HP, 115v/1/60	20527	1000
--	-------	------

The following dust collectors use 230v or 460v, 3 phase, 60 Hz, power sources. Specify voltage required.

(-) RPH-2, 600 cfm, two cartridges, 1 HP	20528	1180
(-) RPH-2 900 cfm, two cartridges, 2 HP	20529	1180
(-) RPH-3, 1200 cfm, three cartridges, 5 HP	20530	1805
(-) RPH-4, 1800 cfm, four cartridges, 7.5 HP	20531	1950
(-) RPH-6, 2500 cfm, six cartridges	20532	2140
(-) RPH-8, 3600 cfm, eight cartridges	20533	2300

Reclaimer, Conversion Kits

(Push-thru to Pull-thru)

Conversion kit, includes reclaimer adaptor plate, gasket, fasteners; does not include exhauster motor

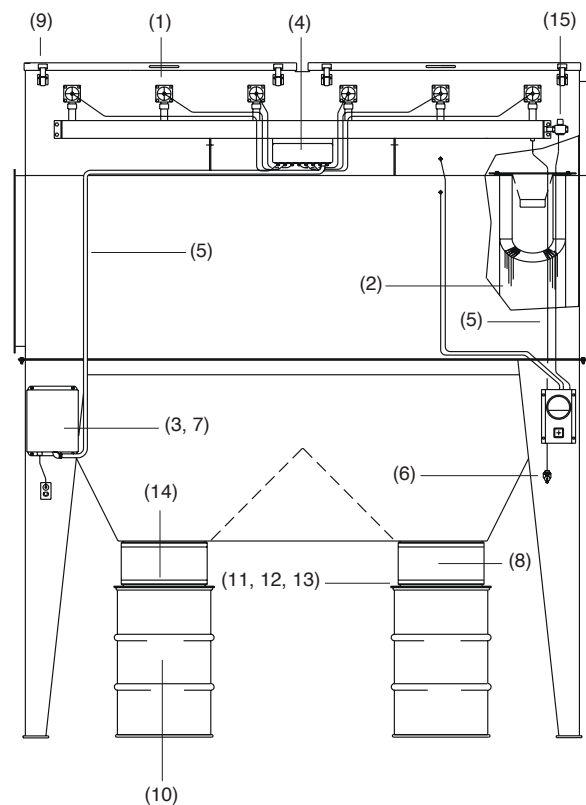
• for 600 cfm	28629
• for 900 cfm	28630

RPH Replacement Parts

(-) Service kit for diaphragm pulse valve	21601	.5
1. Valve, 1-1/2" diaphragm pulse	15818	
2. Cartridge, filter, 13" x 36"	15781	21
3. Solenoid, not shown for RPH-2 & RPH-3 only	23869	<.5
4. Solenoid assembly, 5 valve bank for RPH-4 and larger	15743	
5. Tubing, 1/4" OD, specify feet required	15892	<.5
6. Petcock, 1/4" drain	01993	<.5
7. Circuit board, pulse sequence (not shown) for RPH- & RPH-3 only	10261	
• Dwyer board for earlier collectors RPH-4 and larger except RPH-16	23871	
• Ametek NCC board for current collectors RPH-4 and larger except RPH-16	15745	
• Ametek NCC board for RPH-16	15746	
8. Flex hose, specify feet required		
• 16" dia. RPH-2 thru RPH-16	15667	
• 6" dia. for RPH-20 and larger	12452	
• 9. Latch	10290	
10. Dust drum		
• 30-gallon for RPH-2 thru RPH-16	15668	6
• 55-gallon for RPH-20 and larger	10796	

Description	Stock#	Wt.
-------------	--------	-----

11. Lid/hose adaptor, dust drum		
• 30-gallon with 16" dia. hose inlet	15670	
• 55-gallon with 6" dia. hose inlet	06633	
• 55-gallon with 16" dia. hose inlet	22947	
12. Lock ring (55-gallon lid only)	06634	1
13. Gasket, 1" x 5/16" adhesive backed use only with 30-gal. lid	00187	<.5
14. Clamp, flex hose		
• 6-1/2" for 6" hose	00750	<.5
• 8-1/2" for 16" hose (use 2)	11576	<.5
15. Regulator, pressure		
• 1/2" for RPH-2 to RPH-4	01902	
• 1" for RPH-6 to RPH-16	01904	
• 1-1/2" for RPH-20 and larger	01906	



RPH-6 Reverse-Pulse Dust Collector
Some items removed for clarity

Description Stock# Wt.

CDF Replacement Parts

CDF dust collectors are used on some automated cabinets and blast rooms.

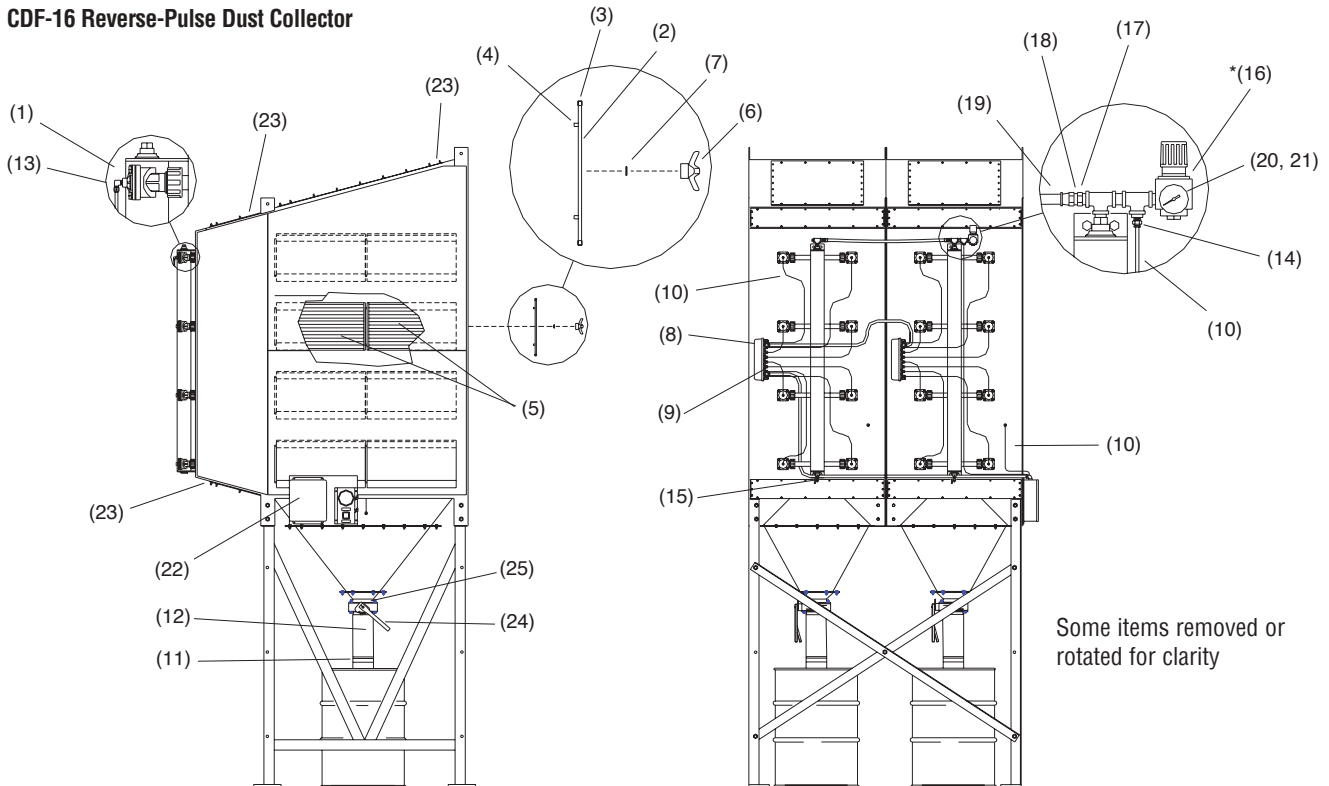
(-) Cartridge conditioner	23771	23
(-) Repair kit for 1" pulse valve	21600	
1. Valve, 1" diaphragm pulse	10392	
2. Seal, cover plate rim	23742	<.5
3. Cover plate, cartridge	23695	
4. Gasket, cover plate face	23715	<.5
5. Cartridge, filter (2 required per rack)	23744	18
6. Knob, 3-arm tensioning	23741	
7. Washer, rubber backed	23739	<.5
8. Solenoid assembly,		
• 5 valve bank	15743	
• 6 valve bank	15742	
• 8 valve bank	15744	
9. Solenoid, individual replacement,		
• for 5 & 8 solenoid bank	24198	
• for 6-solenoid bank	27044	
10. Tubing, 1/4" OD, specify feet required	15892	<.5
11. Clamp, 6-1/2"	00750	<.5

Description Stock# Wt.

12. Hose, 6 " flex, 1 ft. req.	12452	1.5
13. Fitting, 1/8" NPT elbow x 1/4" tubing.....	15787	<.5
14. Fitting, 1/4" NPT straight x 1/4" tubing.....	11737	<.5
15. Petcock, 1/4" drain	01993	<.5
16.*Regulator, 1/2" pressure with gauge.....	01902	2
17. Fitting, 1/2" NPT x 1/2" male 37°.....	11351	<.5
18. Hose end, 1/2" barb x 1/2" female swivel	15002	<.56
19. Hose, 1/2" ID air, 4 ft. req.	12472	1
20. Gauge, 1/8" cbm pressure (replacement)	01908	<.5
21. Bushing, 1/4" x 1/8" brass(not shown).....	02010	<.5
22. Circuit board, pulse sequence (not shown)		
• six-output board	15745	
• ten-output board.....	15746	
23. Gasket, 3/16" x 1" adhesive backed		
Specify feet required	00186	<.5
24. Valve, 5" butterfly	21289	
25. Gasket, 5" butterfly Valve 2 required.....	21455	<.5

*Used with up to size CDF-24 dust collector.
For larger size collectors, refer to the parts/assembly drawing provided with the dust collector.

CDF-16 Reverse-Pulse Dust Collector



Section 22

Cabinet Replacement Parts

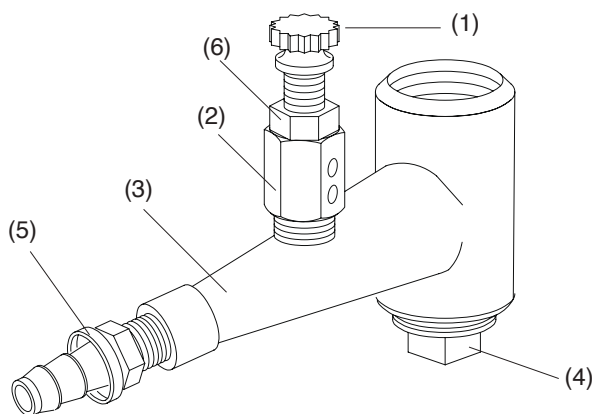
———— **CLEMCO**[®] ————

CABINET REPLACEMENT PARTS

Description	Stock#	Wt.
Gloves		
For dry-blast cabinets		
• Lg. Glove set.....	11215	1.5
• Lg. Glove, left.....	12710	.5
• Lg. Glove, right.....	12711	.5
• Sm. Glove set.....	29553	1.5
• Sm. Glove, left.....	29551	.5
• Sm. Glove, right.....	29552	.5
Quick-change clampless style		
• Glove set.....	28820	1.5
• Glove, left.....	28638	.5
• Glove, right.....	28639	.5
For BNP Wetblast cabinets		
• Glove, Wetblast, left.....	20453	1
• Glove, Wetblast, right.....	20454	1
For discontinued Clemco Silverado cabinets		
• Glove and gauntlet set.....	00312	3
• Glove set.....	00313	1.5
• Gauntlet set.....	00314	1.5

Metering Valve Assembly for Suction Cabinets

(-) Metering valve, complete.....	12417	1.5
1. Screw.....	23098	<.5
2. Stem.....	23097	<.5
3. Body.....	11532	1
4. Plug.....	12011	<.5
5. Fitting, hose, 3/8" npt x 1/2" barb.....	06369	<.5
6. Nut, metering valve.....	23099	<.5
7. Stem assembly includes items 1, 2 & 6.....	23889	.5



Description	Stock#	Wt.
Suction Cabinet Aluminum Oxide Kits		
Field Installed		
Includes #5 boron nozzle, black wall curtains, light-lined flex hose (except 600, 720, 6012, and 7212) and necessary fasteners. Does not include rubber reclaimer liners.		
• Pulsar 55SE.....	12953	
• Pulsar III-S.....	14241	
• Pulsar III-SE.....	28890	
• Pulsar III-S/VI.....	28896	
• Pulsar VI-S.....	14133	
• Pulsar VI-SE.....	28892	
• Pulsar IX-S.....	22996	
• BNP 55S 300.....	12953	
• BNP 55S 600.....	14129	
• BNP 65S 300.....	14241	
• BNP 65S 600.....	13924	
• BNP 65SE 300.....	28890	
• BNP 65SE 600.....	28891	
• BNP Dbl 65S 900.....	12945	
• BNP 220S 600.....	14133	
• BNP 220S 900.....	13949	
• BNP 220SE 600.....	28892	
• BNP 220SE 900.....	28893	
• BNP Dbl 220S 900.....	21196	
• *BNP 6012S 900.....	25492	
• *BNP 6012S 1200.....	25494	
• *BNP 7212S 900.....	25517	
• *BNP 7212S 1200.....	25519	

*Includes heavy-lined flex hose in place of light-lined hose.

Pressure Cabinet Aluminum Oxide Kits

Field Installed
Includes #3 boron nozzle, black wall curtains, light-lined flex hose (except 600, 720, 6012, and 7212) and necessary fasteners. Does not include rubber reclaimer liners.

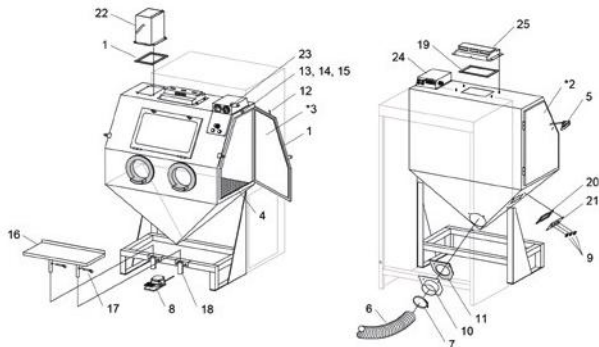
• Pulsar III-P.....	13536
• Pulsar III-PE.....	25074
• Pulsar VI-P.....	28903
• Pulsar VI-PE.....	28904
• Pulsar IX-P.....	22997
• BNP 65P 600.....	13536
• BNP 65PE 600.....	25074
• BNP Dbl 65P 900.....	14146
• BNP 220P 900.....	13474
• BNP 220PE 900.....	25076
• BNP Dbl 220P 900.....	21248
• *BNP 6012P 900.....	25493
• *BNP 6012P 1200.....	25495
• *BNP 7212P 900.....	25518
• *BNP 7212P 1200.....	25520

*Includes heavy-lined flex hose in place of light-lined hose.

Description **Stock#** **Wt.**

Pulsar Plus 55-S Cabinet Assembly

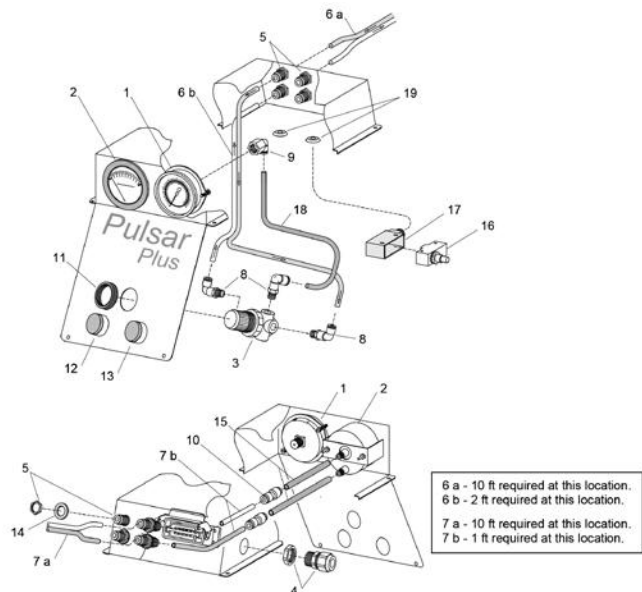
- 1. Gasket, 5/16" x 1", adhesive-backed, per foot, specify feet required
 - Door, 8 ft per door..... 00187
 - Air-inlet damper, 3 ft required 00187
- 2. *Door assembly, left..... 30592
- 3. *Door assembly, right..... 30593
- 4. Grate for 55..... 11813
- 5. Latch kit, door..... 20064
- 6. Hose, 4" ID light-lined flex per foot, 7 ft required..... 12466
- 7. Clamp, for 4" hose..... 11577
- 8. Foot pedal, electric, less cable and strain relief..... 30188
- 9. Grommet, media-air hose, 3/4" ID..... 11798
- 10. Adaptor pipe, universal, for 4" flex hose..... 23295
- 11. Gasket, 4" adaptor pipe..... 23258
- 12. Bracket, door interlock actuator..... 19152
- 13. Detent sleeve, door interlock..... 15042
- 14. Switch, door interlock..... 30299
- 15. Cover, interlock switch..... 30201
- 16. Shelf, adjustable foot..... 27599
- 17. Pin, 1/2" X 2" quick release, each..... 24838
- 18. Bracket, foot-shelf mounting, each..... 27600
- 19. Gasket, 5/32" x 3/4", 3 ft required..... 00192
- 20. Gasket, hopper hose plate..... 20247
- 21. Plate, hopper hose..... 21656
- 22. Damper, air-inlet..... 23156
- 23. Grommet, 5/16" ID rubber..... 30447
- 24. Cabinet control-console assembly..... 30359
- 25. LED light assembly..... 29711



Description **Stock#** **Wt.**

Cabinet Control Console Assembly

- (-) Control console assembly, includes all items except 19, which are on the cabinet..... 30359
- 1. Gauge, pressure, 1/4-NPT cbm..... 30212
- 2. Gauge, differential pressure..... 30213
- 3. Regulator, 1/8" NPT pilot pressure..... 30298
- 4. Strain relief, 1/2" w/locknut..... 30398
- 5. Connector, 1/4 push lock tube bulkhead..... 30320
- 6. Tubing, 1/4" OD blue and gray twin specify feet required..... 30315
- 7. Tubing, 1/4" OD green and white twin specify feet required..... 30316
- 8. Fitting, push lock el, 1/8" x 1/4" tube..... 30371
- 9. Adaptor, push lock el, 1/4" x 1/4" tube..... 30373
- 10. Reducing union, 1/4" x 5/16" tubing..... 30372
- 11. Panel nut, pressure regulator mount..... 30374
- 12. Switch, green LED pushbutton..... 30291
- 13. Switch, red pushbutton..... 30292
- 14. Washer, color code
 - White, differential pressure IN (-)..... 30417
 - Blue, air IN..... 30418
 - Green, differential pressure OUT (+)..... 30419
 - Gray, air OUT..... 30420
- 15. Tubing, 5/16" OD black specify feet required..... 20856
- 16. Switch, door interlock..... 30299
- 17. Cover, interlock switch..... 30201
- 18. Tubing 1/8"(1/4" OD) urethane, 1 ft. req'd..... 12475
- 19. Grommet, 5/16" ID rubber..... 30447



REPLACEMENT PARTS for BNP 55, PULSAR 55SE and PSB 2342-600 CABINETS

Description	Stock#	Wt.
For a complete list of replacement parts, consult the cabinet owner's manual.		
1. Door gasket, per ft 8 ft/door.....	00187	<.5
2. Light assembly (window mount)		
• For 55 with reg. gauge.....	11346	13
• For 55 w/o reg. gauge, 1-ph.....	11601	12
2A. Light assembly (top mount)		
• For Pulsar 55SE.....	29720	20
3. Window glass, 2-1/2" x 19-1/2".....	12212	5
• Box of 100 (12212).....	23068	500
(-) Window conversion kits, Old style to quick-change for 12-1/2" x 19-1/2".....	23038	6
(-) Window packaging for 1 ea. 12212.....	24942	.5
(-) Old style window, 12-1/2" x 19-1/2"		
• gasket, per ft (6' reqd).....	12435	<.5
• filler strip, per ft (6' reqd).....	12436	<.5
• filler strip install. tool.....	12176	.5
4. Window gasket: 6 ft. req.		
A. For application to cabinet.....	00189	<.5
B. For application to window frame.....	00192	<.5
5. Window cover lenses, (for cab window size)		
• 12-1/2" x 19-1/2", 5-pk.....	06190	.5
• Value-pack 125 packs of 5.....	23069	62
6. Door assembly, left.....	20068	37
7. Door assembly, right.....	20069	37
8. Grating.....	11813	27
9. Latch kit, door.....	20064	1
10. Glove set.....	11215	1.5
11. Glove, left hand only.....	12710	.5
12. Glove, right hand only.....	12711	.5
13. Clamp, glove.....	11576	<.5
14. Hose, light-lined flex, specify feet required (maximum length 25 ft.) 4" ID, per ft.....	12466	.5
15. Clamp, flex hose for 4" hose.....	11577	<.5
16. Grommet, air hose.....	11798	<.5
• blast hose (bicarb).....	00184	
17. Adaptor pipe universal, flex hose 4" for 300 cfm.....	23295	
18. Gasket, flex hose adaptor pipe		
• 4" for 300 cfm.....	23258	<.5
• 5" for 600 cfm.....	23259	<.5
19. Actuator, door interlock.....	19152	
20. Over-travel stop, door interlock.....	20004	<.5
21. Detent sleeve, door interlock.....	15042	<.5
22. Air valve, 3 way, door interlock.....	12202	.5
23. Regulator, 1/8" NPT pilot.....	12715	
24. Gauge, pressure 1/8" NPT cbm.....	01908	<.5
25. Foot pedal assembly,		
• less tubing (BNP).....	20483	4
• with tubing (Pulsar).....	20194	
26. Quick-change window frame knobs (2 required).....	23035	<.5
27. Toggle switch.....	12127	<.5

Description	Stock#	Wt.
-------------	--------	-----

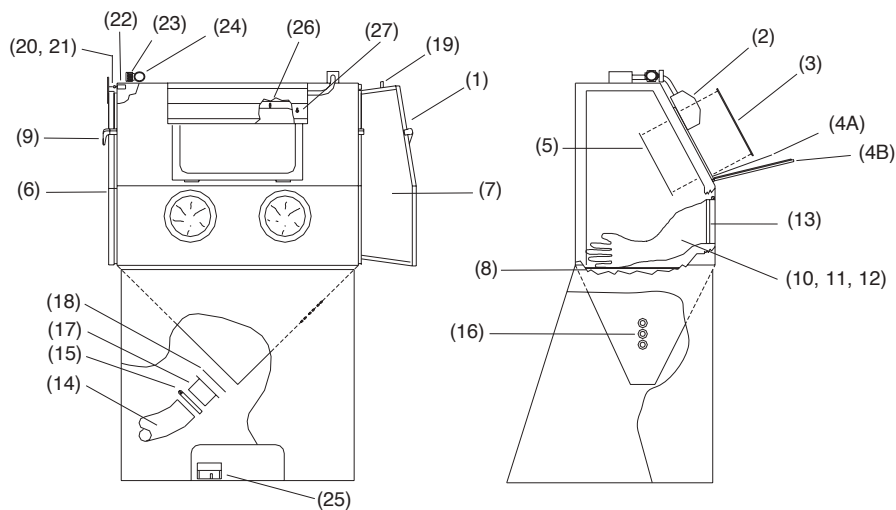
Pulsar 55SE specific replacement parts

27. Gasket, 5/16" x 1", per foot, specify feet required.....	00187	
28. Motor,exhauster, 1/2 HP.....	12308	
29. Paddle wheel.....	19232	
30. Motor plate.....	20229	
31. Shelf, adjustable foot.....	27599	
32. Pin, quick release, each.....	24838	
33. Bracket, foot shelf mount.....	27600	

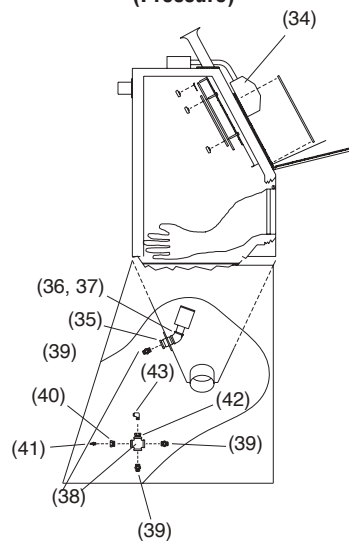
Aerolyte PSB 2342-600 specific replacement parts

34. Light shield assembly with switch.....	11601	
35. Bushing, 1" x 1/2".....	01803	
36. Nipple, 1" x close.....	01701	
37. Elbow, 1" x 45°.....	01782	
38. Cross, 1/2" NPT.....	10254	
39. Adaptor, 1/2" NPT x 1/2" male flare.....	11351	
40. Bushing, 1/2" x 1/8" NPT brass.....	03991	
41. Adaptor, 1/8" NPT x 1/8" barb.....	11732	
42. Bushing, 1/2" x 1/4" NPT.....	01801	
43. Adaptor, elbow, 1/4" male NPT x 3/8" tube.....	11685	

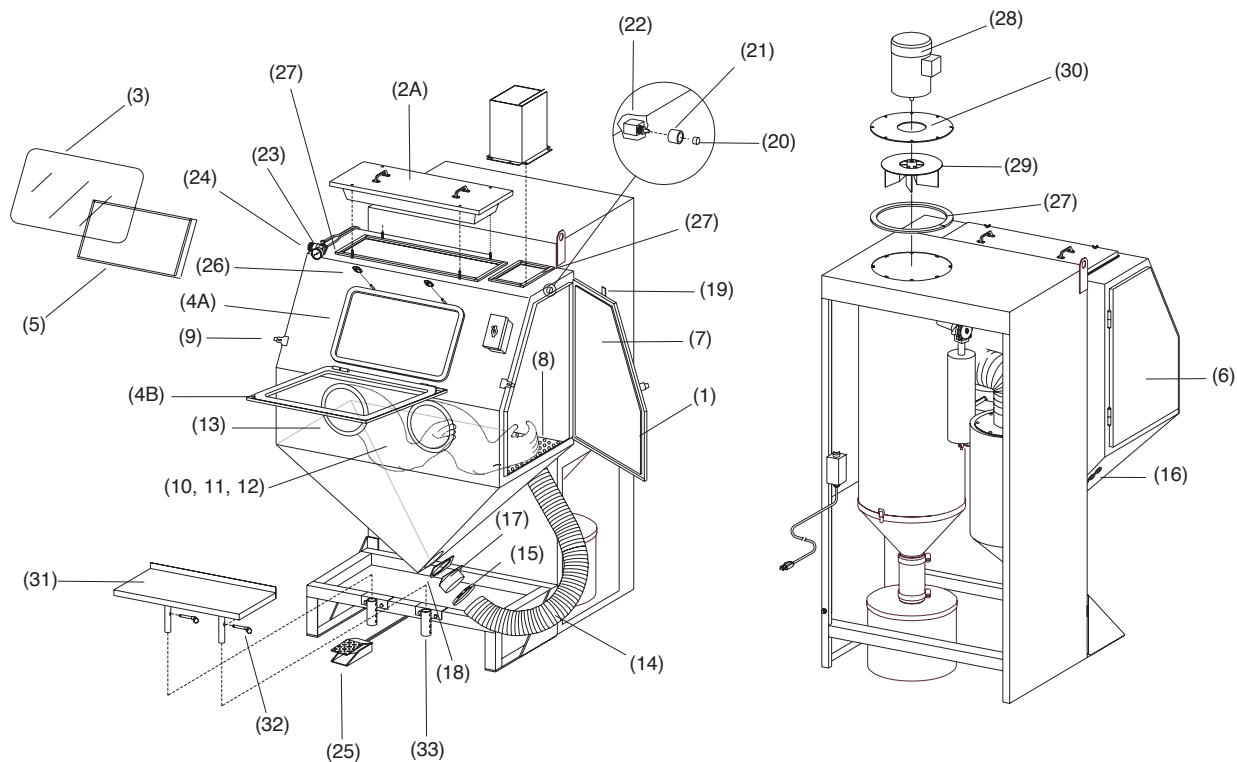
BNP 55 shown (Suction)



**Bicarbonator
PSB 2342-600
(Pressure)**



**PULSAR 55 SE
(Suction)**

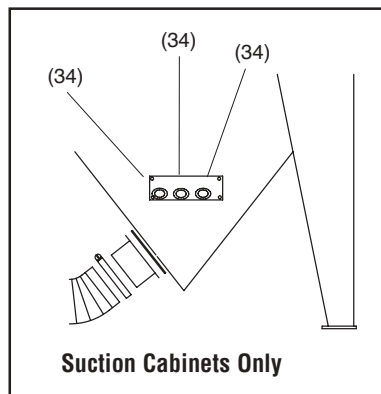
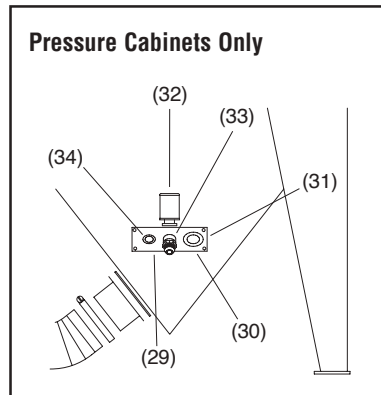
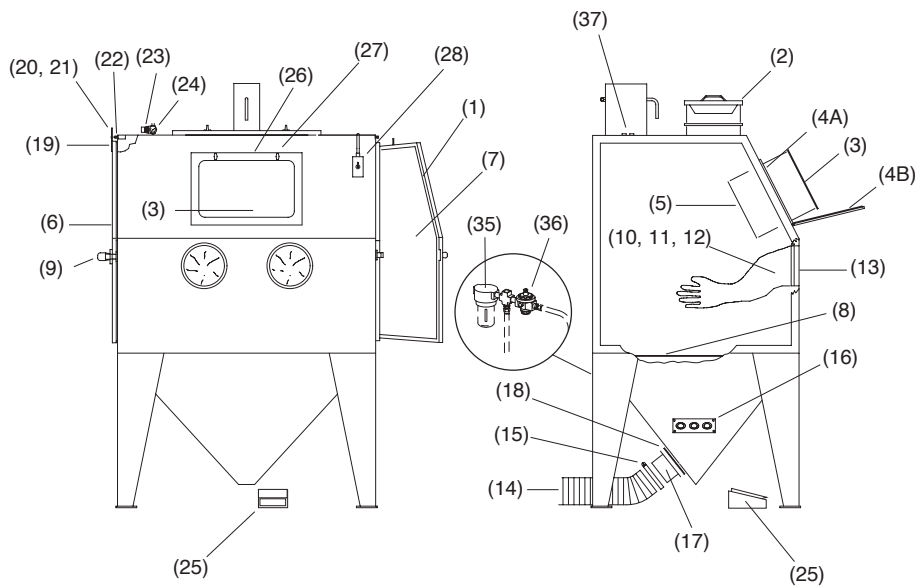


REPLACEMENT PARTS: BNP 65, PULSAR III, BNP DOUBLE 65 and AEROLYTE 3636A CABINETS

Description	Stock#	Wt.
For a complete list of replacement parts, consult the cabinet owner's manual.		
1. Gasket, door or light fixture, per ft.	00187	.5
2. Light assembly (top mount).....	29720	20
3. Window glass, 12-1/2" x 19-1/2".....	12212	5
(-) Window conversion kits, Filler-strip style to quick-change for 12-1/2" x 19-1/2"	23038	6
(-) Filler-strip style window, 12-1/2" x 19-1/2" • Gasket, per ft (6' reqd)	12435	<.5
• Filler strip, per ft (6' reqd)	12436	<.5
• Filler strip install. tool	12176	.5
4. Window gasket: 6 ft. req. A. Apply to cabinet	00189	<.5
B. Apply to window frame.....	00192	<.5
5. Window cover lenses, (for cab window size) 12-1/2" x 19-1/2", 5-pk.....	06190	.5
6. Door assembly, left.....	20070	63
7. Door assembly, right.....	20071	63
8. Grating, (2 req. for Dbl 65)	11811	38
9. Latch kit, door.....	20064	1
10. Glove set.....	11215	1.5
11. Glove, left.....	12710	.5
12. Glove, right	12711	.5
13. Clamp, glove.....	11576	<.5
14. Hose, light-lined flex, specify length (maximum length 25 ft.) • 4" ID	12466	.5
• 5" ID	12467	1
• 6" ID	12468	
15. Clamp, flex hose • for 4" hose.....	11577	<.5
• for 5" hose.....	11578	<.5
• for 6" hose.....	00750	<.5
16. Grommet, air hose	11798	<.5
17. Adaptor pipe universal, flex hose • 4" for 300 cfm	23295	2
• 5" for 600 cfm or 900 cfm with steel media	23296	2.5
• 6" for 600 cfm	23297	2.5
18. Gasket, flex hose adaptor pipe • 4" for 300 cfm	23258	<.5
• 5" for 600/900 cfm with steel media	23259	<.5
• 6" for 900 cfm	23291	<.5
19. Actuator, door interlock	19152	
20. Over-travel stop, door interlock	20004	<.5
21. Detent sleeve door interlock.....	15042	<.5
22. Air valve, 3 way, door interlock.....	12202	<.5
23. Regulator, 1/8" NPT pilot.....	12715	
24. Gauge, pressure 1/8" NPT cbm.....	01908	<.5
25. Foot pedal assembly, • less tubing (BNP)	20483	4
• with tubing (Pulsar).....	20194	
26. Window frame, quick change • for conventional cabinet	22826	
• for ergo model cabinet	25429	

Description	Stock#	Wt.
27. Quick-change window frame knobs (2 required, standard) (4 required for double).....	23035	<.5
28. Toggle switch.....	12127	.5
(-) Boot for 12127.....	14228	1
29. Plate, hopper hose • (suction).....	21656	1
• (pressure).....	21657	1.5
30. Gasket, hopper plate	20247	<.5
31. Grommet, blast hose, pressure • Aerolyte	11801	<.5
• BNP and Pulsar	00184	
32. Muffler	05068	2
33. Muffler fitting	11720	<.5
34. Grommet, hose, air/media (suction) blow-off (pressure).....	11798	<.5
35. Filter, 1/2" manual drain.....	01308	<.5
36. Regulator, 1/2" pilot.....	11345	2
37. Grommet, 1/4" ID x 1/2" OD	12762	
(-) Adaptor, wye pipe for double cabinets for non-metallic media • (2) 4" x (1) 6" for 900 cfm	12379	11
• (2) 5" x (1) 7" for 1200 cfm	16939	13

BNP 65 (Suction)

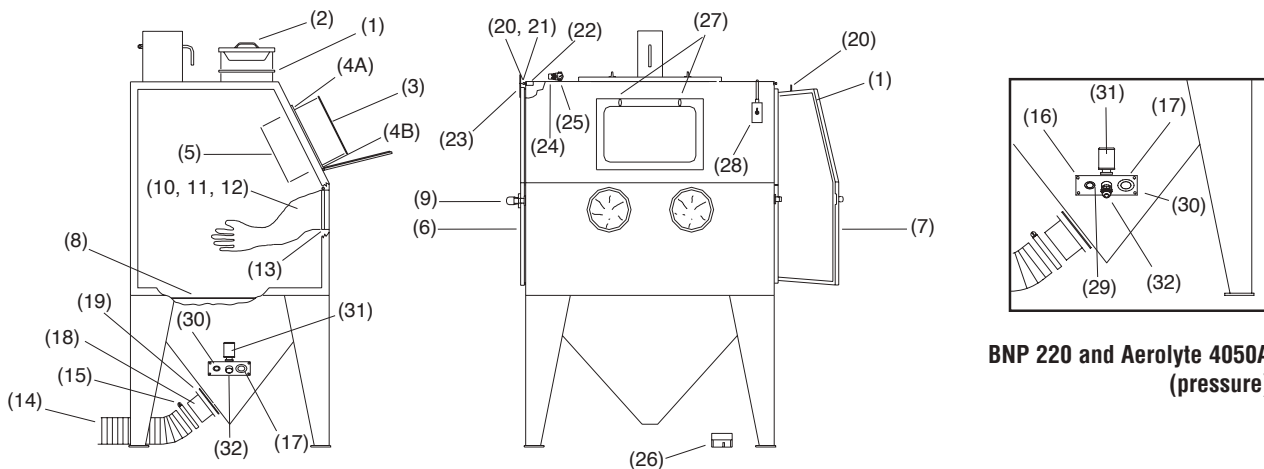


REPLACEMENT PARTS for BNP 220, PULSAR VI, DOUBLE 220 and AEROLYTE 4060A CABINETS

Description	Stock#	Wt.
For a complete list of replacement parts, consult the cabinet owner's manual .		
1. Gasket, door or light fixture, per ft.....	00187	<.5
2. Light assembly (top mount)	29720	20
3. Window glass, 12-1/2" x 19-1/2"	12212	5
• Crate of 100 (12212)	23068	500
(-) Window conversion kits, Filler-strip style to quick-change for 12-1/2" x 19-1/2"	23038	6
(-) Packaging for 1 ea. 12212	24942	.5
(-) Filler-strip style window, 12-1/2" x 19-1/2" • Gasket, per ft (6' reqd).....	12435	<.5
• Filler strip, per ft (6' reqd).....	12436	<.5
• Filler strip install. tool.....	12176	.5
4. Window gasket: 6 ft. req. A. 5/16" x 3/4" Apply to cabinet	00189	<.5
B. 5/32" x 3/4" Apply to window frame	00192	<.5
5. Window cover lenses, (for cab window size) • 12-1/2" x 19-1/2", 5-pk	06190	.5
• Value-pack 125 packs of 5.....	23069	62
6. Door assembly, left	20074	63
7. Door assembly, right.....	20075	63
8. Grating, (2 req. for Dbl 65)	11810	38
9. Latch kit, door.....	20064	1
10. Glove set.....	11215	1.5
11. Glove, left	12710	.5
12. Glove, right.....	12711	.5
13. Clamp, glove.....	11576	<.5
14. Hose, light-lined flex, specify length (maximum length 25 ft.) • 4" ID for 300 cfm 7 ft req.	12466	.5
• 5" ID for 600 cfm 7 ft req	12467	1
• 6" ID for 900 cfm 9 ft req	12468	
15. Clamp, flex hose • for 4" hose	11577	<.5
• for 5" hose	11578	<.5
• for 6" hose	00750	<.5
16. Grommet, hose, air/media (suction) blow-off (pressure)	11798	<.5
17. Grommet, blast hose • BNP pressure	00184	
• Aerolyte pressure.....	11801	
18. Adaptor pipe universal, flex hose • 4" for Pulsar VI with steel media	23295	2
• 5" for 600 cfm or 900 cfm with steel media	23296	2.5
• 6" for 900 cfm	23297	2.5
19. Gasket, flex hose adaptor pipe • 4" for 300 cfm and Pulsar VI with steel media... ..	23258	<.5
• 5" for 600 cfm or 900 cfm with steel media	23259	<.5
• 6" for 900 cfm	23291	<.5
20. Actuator, door interlock.....	19152	
21. Over-travel stop, door interlock	20004	<.5
22. Detent sleeve, door interlock.....	15042	<.5
23. Air valve, 3-way, door interlock.....	12202	<.5
24. Regulator, 1/8" NPT pilot.....	12715	
25. Gauge, pressure 1/8" NPT cbm	01908	<.5
26. Foot pedal assembly, • less tubing, BNP	20483	4
• with tubing, Pulsar	20194	

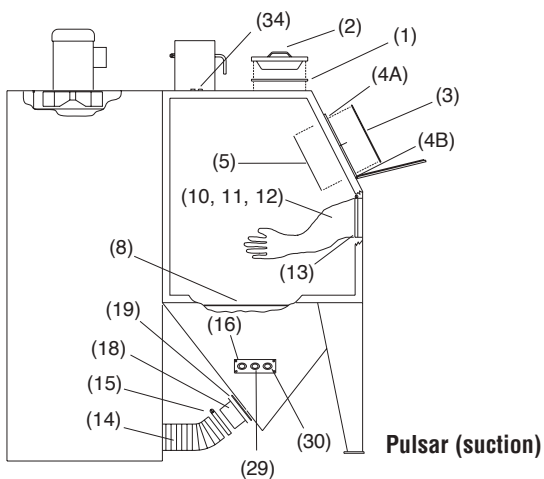
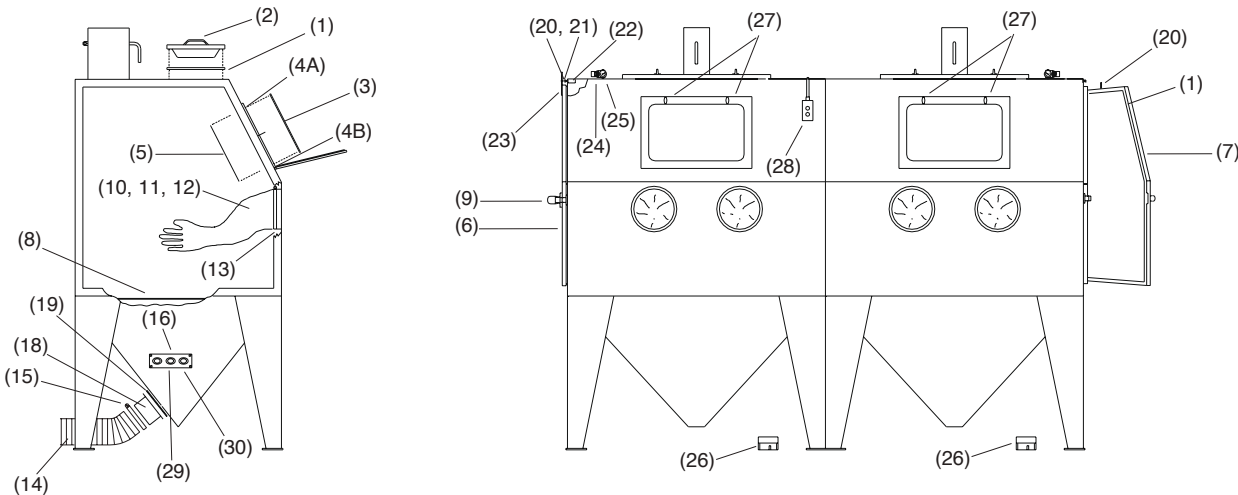
Description	Stock#	Wt.
27. Quick-change window frame knobs (2 required, standard) (4 required for double)	23035	<.5
(-) Window frame, quick change • for conventional cabinet.....	22826	
• for ergo model cabinet.....	25429	
28. Toggle switch	12127	<.5
29. Plate, hopper hose • (suction).....	21656	1
• (pressure)	21657	1.5
30. Gasket, hopper plate	20247	<.5
31. Muffler.....	05068	2
32. Muffler fitting, 1" male NPT x1" male flare	11720	<.5
33. Adaptor, wye pipe (double cabinets) for non-metallic media • (2) 4" x (1) 6" for 900 cfm	12379	11
• (2) 5" x (1) 7" for 1200 cfm	16939	13
34. Grommet, 1/4" x 1/2" OD.....	12762	
(-) Filter, 1/2" manual drain.....	01308	<.5
(-) Regulator, 1/2" pilot op.....	11345	2

REPLACEMENT PARTS for BNP 220, PULSAR VI, DOUBLE 220 and AEROLYTE 4060A CABINETS



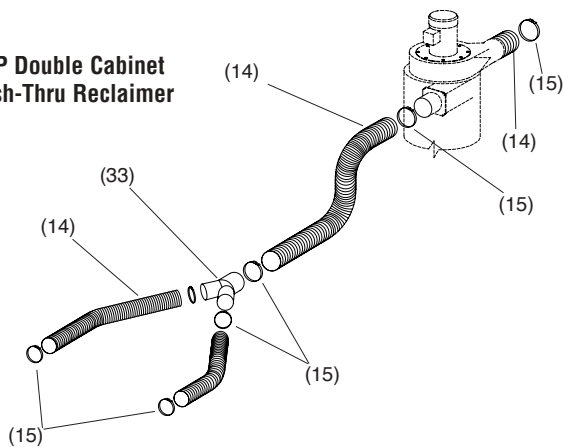
BNP 220 and Aerolyte 4050A (pressure)

Double Cabinets (suction)



Pulsar (suction)

BNP Double Cabinet Push-Thru Reclaimer



Description Stock# Wt.

Pulsar Plus III and VI Cabinet Assembly

Figure 1

1. Gasket, 5/16" x 1", adhesive-backed, per foot, specify feet required		
• Door, Pulsar III - 11 ft per door.....	00187	
• Door, Pulsar VI - 13 ft per door.....	00187	
• Air-inlet damper, 3 ft required	00187	
2.*Door assembly, left,		
• for Pulsar-III.....	30618	
• for Pulsar VI.....	30820	
3.*Door assembly, right		
• for Pulsar-III.....	30619	
• for Pulsar VI.....	30821	
4. Grate		
• for Pulsar-III.....	11811	
• for Pulsar VI.....	11810	
5. Adaptor pipe, flex hose		
• 4" for Pulsar Puls-III, III-S6 and VI w/steel.....	23295	
• 5" for Pulsar Puls VI and III w/VI power mod....	23296	
6. Gasket, flex hose adaptor pipe		
• 4" for Pulsar-III Pulsar VI w/steel.....	23258	
• 5" for Pulsar VI.....	23259	
7. Grommet, media-air hose, 3/4" ID.....	11798	
8. Door latch assembly	20064	
9. Foot pedal, electric.....	30188	
10. Gasket, 5/32" x 3/4", 3 ft required	00192	
11. Detent sleeve, door interlock.....	15042	
12. Bracket, door interlock actuator.....	19152	
13. Clamp, flex hose		
• 4" for Pulsar-III.....	11577	
• 5" for Pulsar VI.....	11578	
14. Hose, light-lined flex, specify feet required		
• 4" ID, Puls III 6 ft req, Puls VI w/steel, 7 ft.....	12466	
• 5" ID, Pulsar VI 7 ft required	12467	
15. Gasket, hopper hose plate.....	20247	
16. Plate, hopper hose	21656	
17. Damper, air inlet.....	23156	
18. Hose support, media and air.....	30415	
19. Stem, foot pad.....	29448	
20. Foot pad	29447	
21. Lift leg assembly, complete	30287	
22. Lug, grounding.....	11639	
23. Grommet, 5/16" ID rubber.....	30447	
24. Switch, interlock limit.....	30299	
25. Cover, interlock switch.....	30201	
26. Cabinet control console assembly	29390	
27. LED light assembly.....	29711	
28. Grommet, blast hose.....	00184	
29. Muffler, 1" exhaust.....	05068	
30. Plate, hopper hose, pressure	21657	

Cabinet Control Console Assembly

Figure 2

(-) Control console assembly, includes all items except 21, which are on the cabinet

1. Gauge, pressure, 1/4-NPT cbm	29390
2. Gauge, differential pressure	30212
3. Regulator, 1/8" NPT pilot pressure.....	30213
4. Strain relief, 1/2" w/locknut	30298
	30398

Description Stock# Wt.

5. Connector, 1/4 push lock tube bulkhead	30320
6. Tubing, 1/4" OD blue and gray twin specify feet required.....	30315
7. Tubing, 1/4" OD green and white twin specify feet required.....	30316
8. Fitting, push lock el, 1/8" x 1/4" tube	30371
9. Adaptor, push lock el, 1/4" x 1/4" tube	30373
10. Reducing union, 1/4" x 5/16" tubing	30372
11. Switch, 3-position selector.....	30293
12. Switch, green LED pushbutton	30291
13. Switch, red pushbutton	30292
14. Washer, color code	
• White, differential pressure IN (-)	30417
• Blue, air IN	30418
• Green, differential pressure OUT (+).....	30419
• Gray, air OUT	30420
15. Tubing, 5/16" OD black specify feet required.....	20856
16. Panel nut, pressure regulator mount	30374
17. Strain relief, 3/4", 2-hole w/locknut	30408
18. Switch, door interlock	30299
19. Cover, interlock switch.....	30201
20. Tubing 1/8"(1/4" OD) urethane, 1 ft. req'd	12475
21. Grommet, 5/16" ID rubber	30447

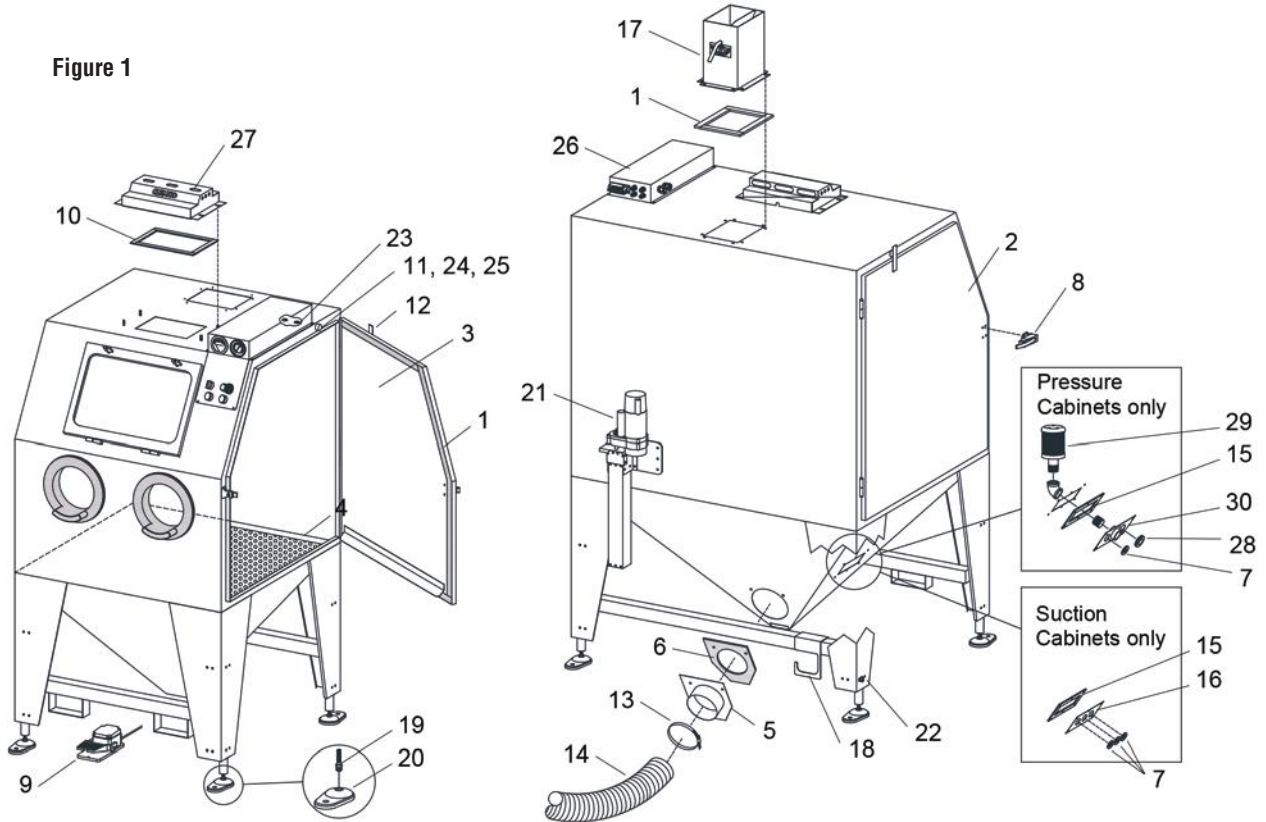
Shown for reference, Installed on cabinet

Gloves and Glove Attachments

Figure 3

(A) Armrest-glove mount kit, each, includes items 1 thru 5, 10, and 11	30192
(B) Mounting ring kit, glove mount includes items 2 thru 5, 10, and 11	30499
(C) Glove and armrest-mount kit, right hand includes items 1, 8 (standard), and 9.....	30580
(D) Glove and armrest-mount kit, left hand, includes items 1, 7 (standard), and 9.....	30581
1. Armrest-glove mount	30193
2. Ring, glove mount attachment.....	30194
3. O-ring, glove mount seal, 10-3/8" OD nom.....	30396
4. Screw, 1/4" x 10-24 shoulder, 3 required	30195
5. Nut, 10-24 hex, 3 required.....	12760
6. Glove set	
• Standard size.....	11215
• Small size.....	29553
7. Glove, left hand only	
• Standard size.....	12710
• Small size	29551
8. Glove, right hand only	
• Standard size.....	12711
• Small size	29552
9. Strap, hook and loop glove mount, ea.....	30397
10. Screw, 10-32 x 1/2" Truss Hd, 3 required.....	12062
11. Nut, 10-32 lock, 3 required	12731

Figure 1



* Door assemblies include door gasket but does not include the latch.

Figure 2

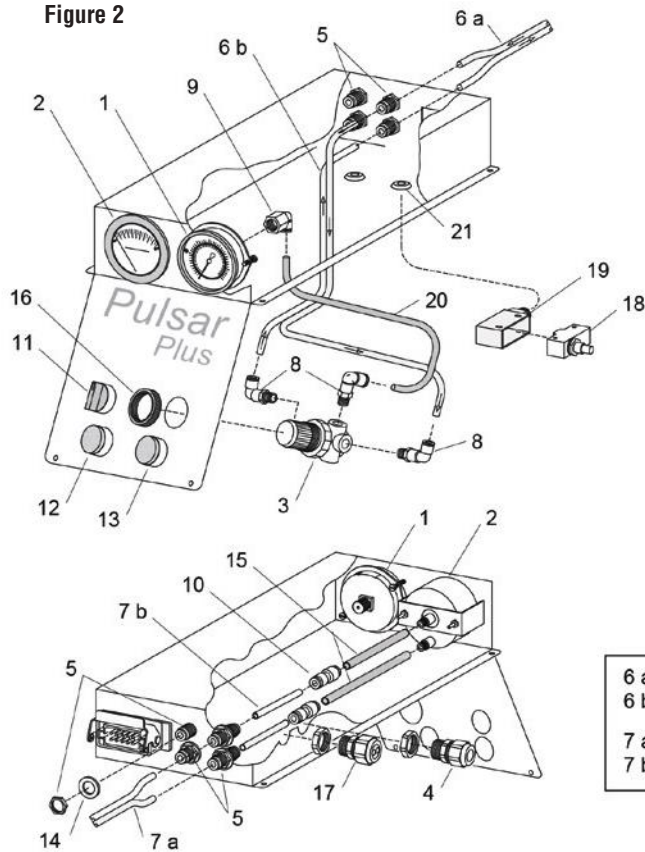
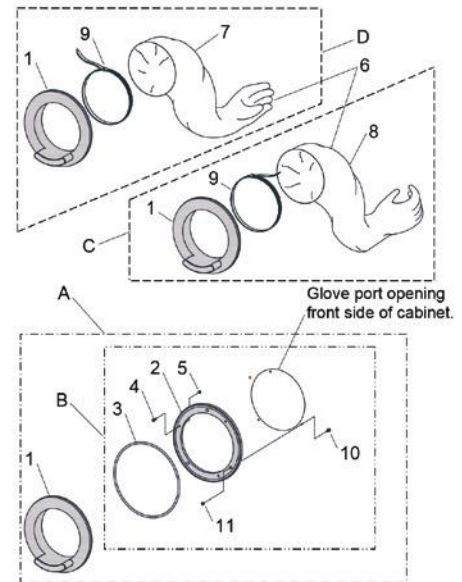


Figure 3



6 a - 10 ft required at this location.
 6 b - 3 ft required at this location.
 7 a - 10 ft required at this location.
 7 b - 1 ft required at this location.

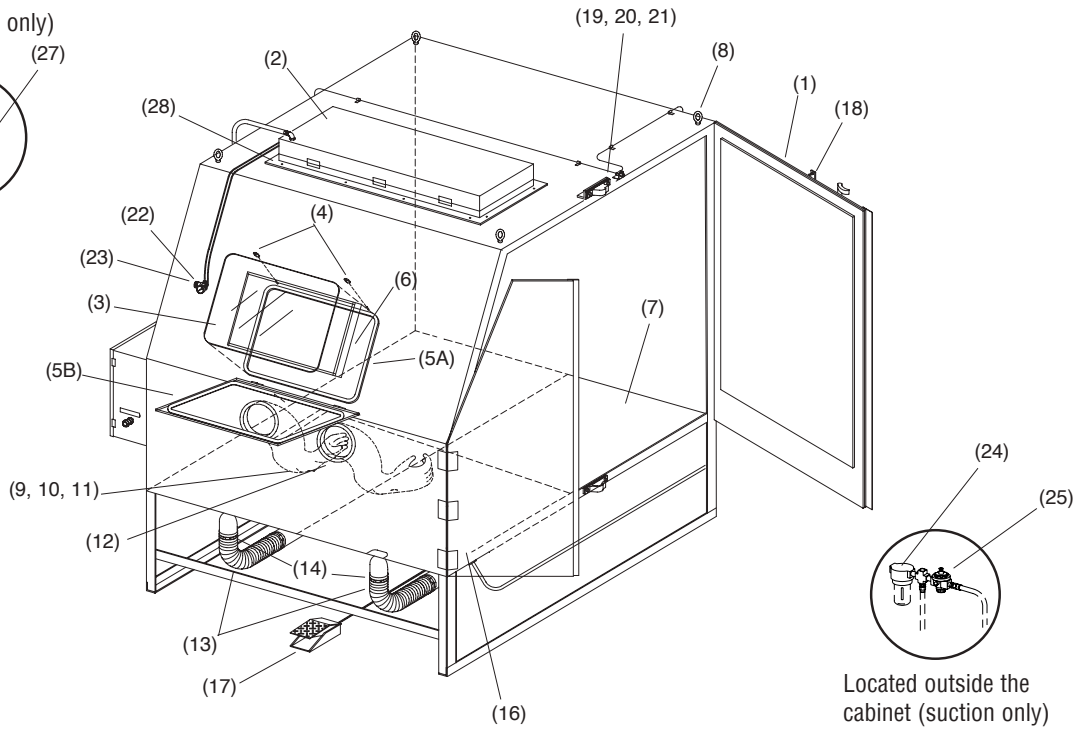
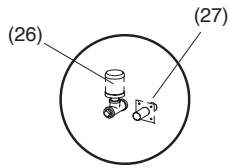
REPLACEMENT PARTS for BNP 600/6012, BNP 720/7212, AEROLYTE 6060A-G2

Description	Stock#	Wt.
For a complete list of replacement parts, consult the cabinet owner's manual.		
1. Door gasket, per ft	21236	<.5
• BNP 600: 21 ft/door		
• BNP 720: 25 ft/door		
2. Light assembly.....	25300	70
• Replacement glass, w/frame.....	25301	
3. Window glass, 20" x 30"	12213	12
4. Quick-change window frame knobs (2 required) ..	23035	<.5
5. Adhesive-backed gasket: 9 ft. req.		
A. For application to cabinet.....	00189	<.5
B. For application to window frame.....	00192	<.5
6. Window cover lenses,		
(for cab window size) 20" x 30", 5-pk.....	23232	1
(-) Window quick-change conversion kit, 20" x 30"...	24049	1
7. Grating,		
• 600 (slotted front).....	11824	
• 6012 (slotted front).....	25155	
• 600 (unslotted)	11825	
• 6012 (unslotted)	25154	
• 720/7212 for both (slotted front).....	12971	
• 720/7212 for both (unslotted) 3 req'd.....	12970	
8. Eyebolt, 5/8".....	13421	1
9. Glove set	11215	1.5
10. Glove, left hand only	12710	.5
11. Glove, right hand only.....	12711	.5
12. Clamp, glove	11576	<.5
13. Hose, light-lined flex, specify feet required (maximum length 25 ft.)		
• 4" ID.....	12466	.5
• 5" ID.....	12467	1
• 6" ID.....	12468	1
• 7" ID.....	12469	1.5
• 8" ID.....	12470	2
14. Clamp, flex hose		
• for 4" hose	11577	<.5
• for 5" hose	11578	<.5
• for 6" hose	00750	<.5
• for 7" & 8" hose.....	11576	<.5

Description	Stock#	Wt.
15. Adaptor, wye pipe for non-metallic media		
• (2) 4" x (1) 6" for 900 cfm	12379	11
• (2) 5" x (1) 7" for 1200 cfm	16939	13
16. Grommet, air hose	11798	<.5
17. Foot pedal assembly,		
• less tubing.....	20483	4
• Foot pedal valve, 3-way	20026	
18. Actuator, door interlock.....	19152	<.5
19. Over-travel stop, door interlock	20004	<.5
20. Detent sleeve, door interlock.....	15042	<.5
21. Air valve, 3-way, door interlock.....	12202	<.5
22. Pressure regulator, 1/8" NPT pilot.....	12715	
23. Gauge, pressure 1/8" NPT cbm	01908	<.5
24. Filter, 1/2" manual drain.....	01308	<.5
25. Pressure regulator, 1/2" pilot op.....	11345	2
26. Muffler, outlet.....	05068	2
• Muffler element.....	05065	
27. Support adaptor, blast hose.....	16554	1
28. Light fixture mastic seal, (11 ft. req.).....	06105	<.5
29. Bolt-on sump pipes		
• 6012 cabinets		
- 900.....	24517	
- 1200.....	24518	
- 1800.....	24519	
• 7212 cabinets		
- 900.....	24534	
- 1200.....	24535	
- 1800.....	24536	
30. Bolt-on sump adaptor		
• 900	24526	
• 1200.....	24527	
• 1800.....	24528	

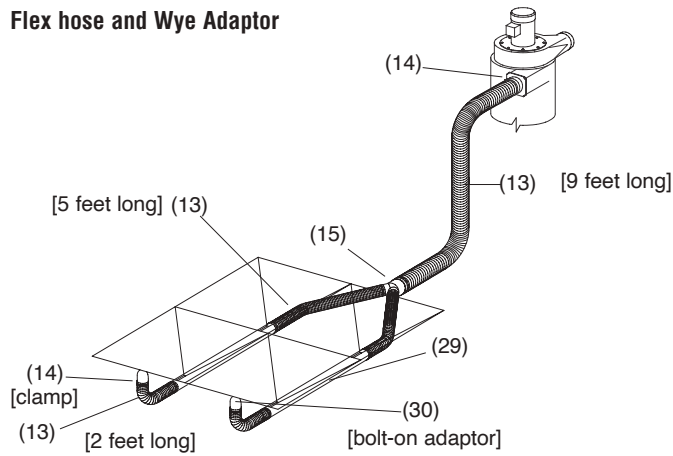
BNP 600, BNP 6012, BNP 720, BNP 7212, Aerolyte 6060A-G2

Located inside on
back wall (pressure only)



Located outside the
cabinet (suction only)

Flex hose and Wye Adaptor



Note: Bolt-on adaptors and pipes are for BNP 6012 and 7212 cabinets only.

REPLACEMENT PARTS for PULSAR IX CABINETS

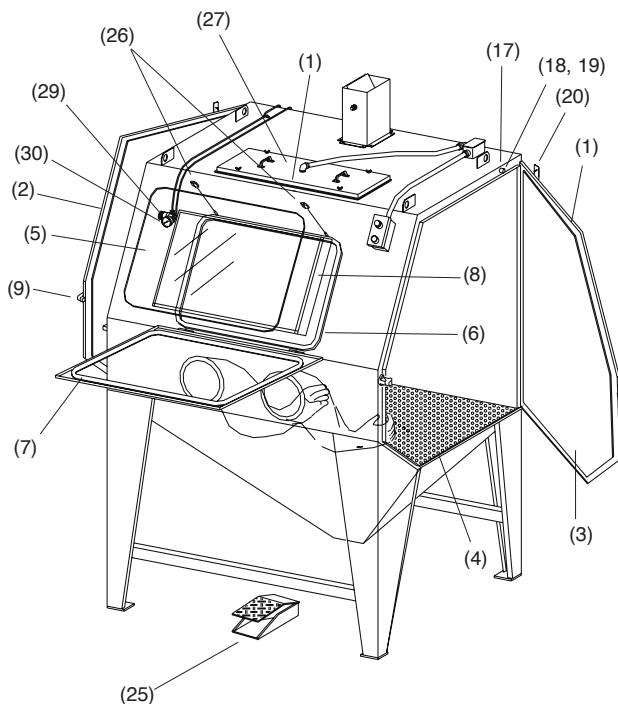
Description **Stock#** **Wt.**

Pulsar IX-s and IX-P

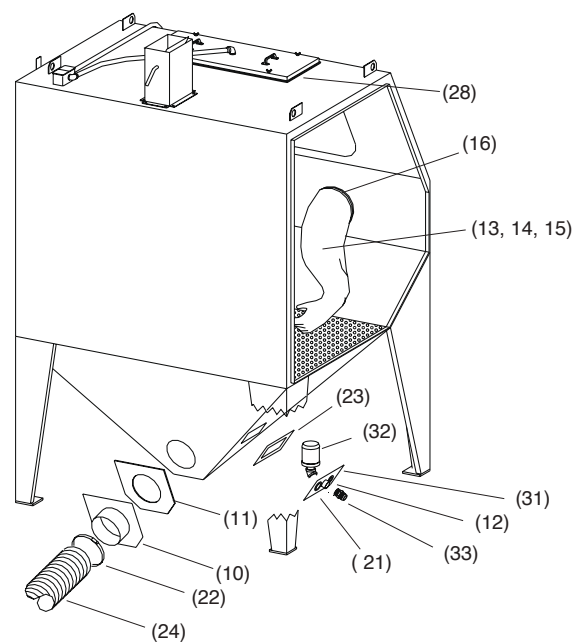
For a complete list of replacement parts, consult the cabinet owner's manual.

1. Gasket, door or light fixture, per ft, 15 ft required per door	00187	<.5
2. Door assembly, left	23204	
3. Door assembly, right	23203	
4. Grating, 3 required	23218	
5. Window glass, 20" x 30"	12213	
6. Window gasket, applied to cabinet	00189	<.5
7. Window gasket, applied to window frame	00192	<.
8. Window cover lenses, (for cab window size) 20" x 30", 5-pk	23232	
9. Latch kit, door	20064	1
10. Adaptor pipe, 6" universal flex	23219	
11. Gasket, 6" flex hose adaptor pipe	23233	
12. Grommet, blow-off hose	11798	<.5
13. Glove set	11215	1.5
14. Glove, left hand only	12710	.5
15. Glove, right hand only	12711	.5
16. Clamp, glove, 2 required	11576	<.5
17. Air valve, 3-way, door interlock	12202	<.5
18. Over-travel stop, door interlock	20004	<.5
19. Detent sleeve, door interlock	15042	<.5
20. Actuator, adj., door interlock	19152	
21. Grommets, • blast hose*	00184	
• air/media (suction)**		
• blow-off (pressure)*	11798	
22. Clamp, 8-1/2"	11576	<.5
23. Gasket, hopper plate adaptor	20247	<.5
24. Hose, 6" light flex, per foot, (9 ft required)	12468	
25. Foot pedal assembly, less tubing	20483	4
26. Nut, plastic, window frame, each	23035	<.5
27. Light assembly (top mount)	29720	20
28. Gasket, light assembly, applied to cabinet, per foot, (7 ft required)	00187	<.5
29. Regulator, 1/8 NPT pilot	12715	
30. Gauge, pressure	01908	<.5
31. Plate, hopper hose*	21657	1.5
Plate, hopper hose**	21656	
32. Muffler, 1" exhaust*	05068	2
33. Adaptor, 1" male NPT x 1" male flare*	11720	<.5

(-) *Pulsar IX Pressure
(-) *Pulsar IX Suction



Pulsar IX-S and Pulsar IX-P



Description **Stock#** **Wt.**

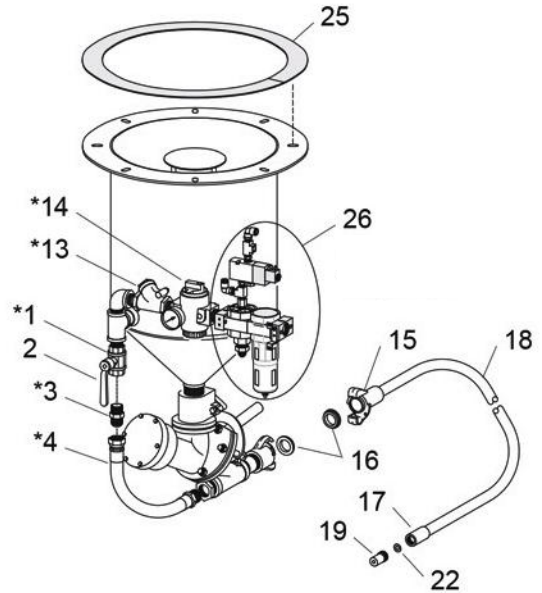
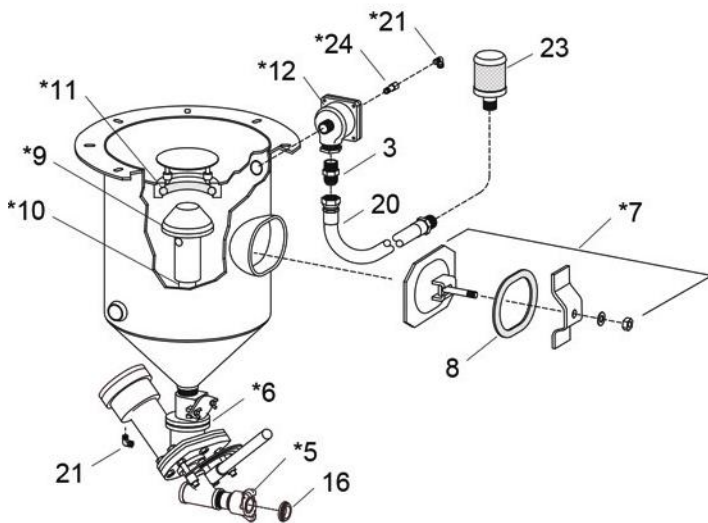
Blast Machine

(-) Blast machine assembly, includes items with an asterisk (*)..... 30285

- 1.*Ball valve, 1" with handle (choke valve)..... 02396
2. Handle, 1" ball valve..... 22531
- 3.*Adaptor, 1" male NPT x 1" male flare..... 11720
- 4.*Hose assembly, 1" x 21" pusher line..... 22508
- 5.*CF coupling 1-1/4"..... 00551
6. Metering valve, Sentinel
 - *for 50-mesh and finer media, std. 21439
 - for 50-mesh and coarser media..... 20608
- 7.*Inspection door assembly, 6" x 8"..... 02377
8. Gasket, 6" x 8" inspection door..... 02369
- 9.*Pop-up valve, 4"..... 03699
- 10.*Guide, pop-up, 1-1/4" x 4-1/2" toe nipple..... 21694
- 11.*Seal, pop-up valve..... 02325
- 12.*Outlet valve, 1" diaphragm..... 03371
- 13.*Check valve, 1" swing..... 12187

Description **Stock#** **Wt.**

- 14.*Regulator, 1" pilot operated with gauge..... 12052
15. Coupling, 1/2" blast hose, CQA-1/2..... 00599
16. Gasket, coupling, CQG, pkg. of 10..... 00850
17. Nozzle holder, CHE-1/2..... 00577
18. Blast hose, 1/2" x 16.5 ft. coupled with
Items 15 and 17..... 01251
19. Nozzle, tungsten carbide
 - CT-2, 1/8" orifice..... 01351
 - *CT-3, 3/16" orifice, standard..... 01352
 - CT-4, 1/4" orifice..... 01353
20. Hose assembly, 1" x 42" exhaust..... 23916
- 21.*Adaptor, el. 1/4" male NPT x 3/8" tube..... 11685
22. Nozzle washer, NW-1, pkg. of 10..... 21580
23. Muffler, 1" exhaust..... 05068
- 24.*Filter, 1/4" NPT male/female inline..... 27618
25. Gasket, adhesive-backed, 1/8" x 2," per foot
6 feet required at this location..... 13089
26. Inlet assembly, pneumatic pressure..... 30416



Blast Machine Pulsar Plus III and VI

2 CUFT BLAST MACHINE for BNP and PULSAR CABINETS

Description	Stock#	Wt.
Cabinet Blast Machine Replacement Parts		
(-) Blast machine assembly, 16", 2 cu. ft. cap.....	21135	295
1. Adaptor, straight, 1/4" male NPT x 3/8" tube.....	11736	<.5
2. Adaptor, elbow, 1/4" male NPT x 3/8" tube.....	11685	<.5
3. Adaptor, male flare 1" NPT x 1".....	11720	<.5
4. Air filter, 1", with auto drain.....	22425	3
5. Ball valve, 1" w/handle (choke valve)	02396	1
6. Ball valve handle	22531	<.5
7. Blast hose, 1/2" ID x 16 ft. (includes CQA-1/2 & CHE-1/2) coupled,.....	01251	8
8. Check valve, 1" swing.....	12187	1.5
9. Coupling, 1/2" ID hose, CQA-1/2.....	00599	.5
10. CF Coupling 1-1/4" NPT.....	00551	1
11. Gasket, CQG, pkg. of 10.....	00850	<.5
12. Gauge, 1/4" NPT center back mount	11830	<.5
13. Hose assembly, 1" x 18" pusher line.....	22508	9
14. Hose assembly, 1" x 10' exhaust.....	23915	9
15. Inspection door assembly, 6" x 8".....	02377	9
16. Inspection door gasket.....	02369	<.5
17. Leg pad, right.....	20735	3
18. Leg pad, left.....	20736	3

Description	Stock#	Wt.
19. Lock pin, coupling, pk of 25	11203	<.5
20. Metering valve, Sentinel, • for 50 mesh & finer, std.	21439	22
• for 50 mesh & coarser.....	20608	22
21. Muffler, 1/4" bronze	03988	<.5
22. Nozzle holder, CHE-1/2	00577	.5
23. Nozzle, tungsten carbide - CT-2, 1/8" orifice	01351	.5
- CT-3, 3/16" orifice, std.	01352	.5
- CT-4, 1/4" orifice	01353	.5
• Nozzle, boron carbide - CTB-2, 1/8" orifice	21090	<.5
- CTB-3, 3/16" orifice, std.	21091	<.5
- CTB-4, 1/4" orifice	21092	<.5
24. Nozzle washer, NW-1, pk of 10.....	21580	<.5
25. Pop-up valve, 4", w/external sleeve	03699	
26. Pop-up valve seat.....	02325	<.5
27. Pop-up valve guide 1-1/4" x 6" nipple.....	01722	1
28. Regulator, 1" pilot w/gauge	12052	1
29. Valve, 1" diaphragm outlet..... • Valve, 1" diaphragm outlet, replacement diaphragm	03371	7
	06149	<.5
30. Valve, 4-way air.....	12203	
31. Umbrella, 4" bolt on.....	02318	1

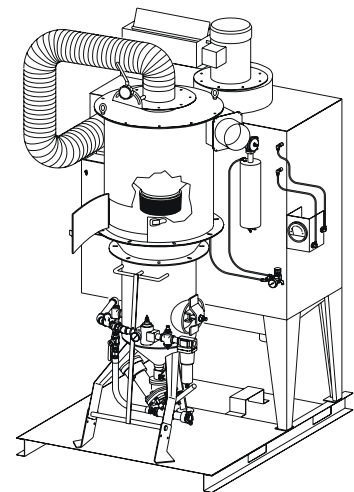
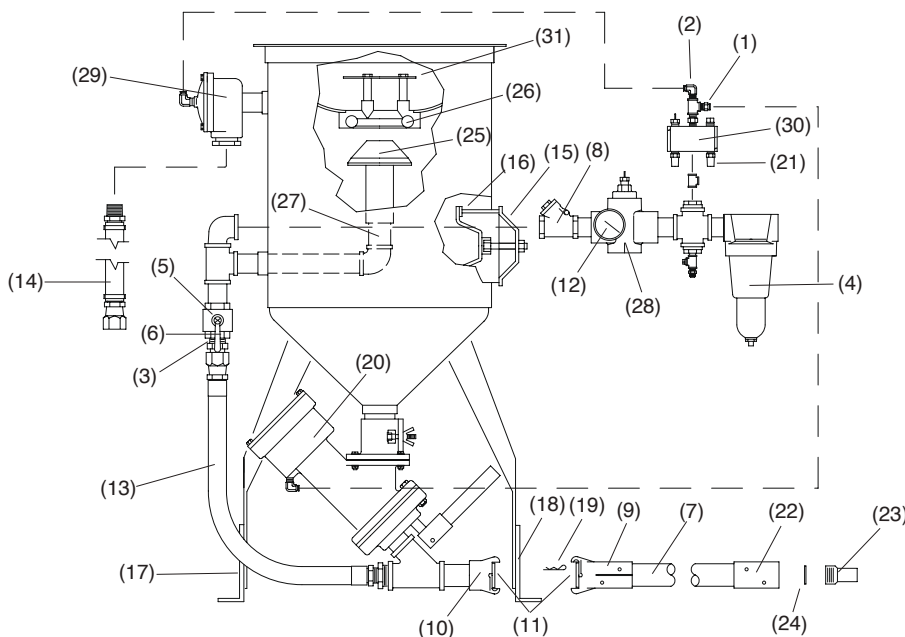


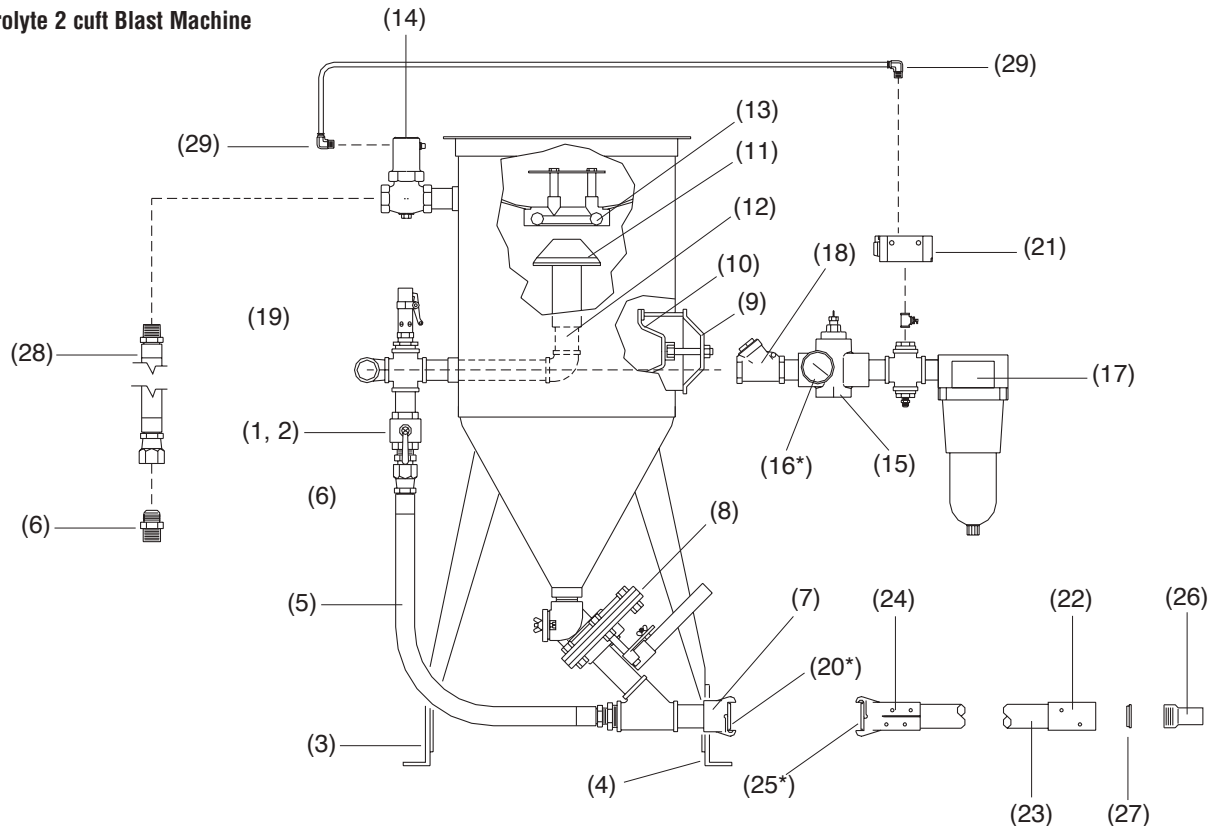
Illustration of the 2 cuft blast machine as part of the Pulsar IX skid mounted power module.

Description	Stock#	Wt.
Aerolyte Blast Machine		
Replacement Parts		
(-) Blast machine 16" diameter, 2 cu. ft. capacity.....	20641	295
1. Ball valve, 1" w/handle (choke valve).....	02396	1
2. Ball valve handle.....	22531	<.5
3. Leg pad, right.....	20735	3
4. Leg pad, left.....	20736	3
5. Hose coupled, 1" x 32" pusher line.....	22864	
6. Adaptor, male flare 1" NPT x 1".....	11720	<.5
7. CF Coupling 1-1/4" NPT.....	00551	1
8. FSV metering valve.....	02427	
9. Inspection door assembly, 6" x 8".....	02377	9
10. Gasket, insp. door, 6" x 8".....	02369	<.5
11. Pop-up valve, 4", w/external sleeve.....	03699	
12. Pop-up valve guide 1-1/4" x 6" nipple.....	01722	1
13. Pop-up valve seat.....	02325	<.5
14. Valve, 1" piston outlet.....	01967	

Description	Stock#	Wt.
15. Regulator, 1" pilot w/gauge.....	12052	1
16. *Gauge, 1/4" cbm.....	01908	
17. Air filter, 1", manual drain.....	22424	3
18. Check valve, 1" swing.....	12187	1.5
19. Relief valve, 3/4" NPT, 65 psi.....	10715	
20. * Gasket, CQG, pkg. of 10.....	00850	<.5
21. Valve, 4-way air.....	12203	
22. Nozzle holder, NHP-3/4.....	11398	.5
23. Blast hose, 3/4", ID per ft (16 ft req).....	23100	10
24. Coupling, 3/4", CQPS-3/4.....	11395	.5
25. *Gasket, CQGP-1 coupling, pack of 10.....	08852	<.5
26. Nozzle, tungsten carbide, • TYP-4*.....	23502	.5
• TYP-5, (standard).....	23503	.5
• TYP-6*.....	23504	.5
27. Nozzle washer, NW-25, pack of 10.....	91024	<.5
28. Hose assembly, 1" x 10' exhaust.....	23915	9
29. Adaptor, elbow, 1/4" male NPT x 3/8" tube.....	11685	<.5

NOTE: *Not included with blast machine assembly

Aerolyte 2 cuft Blast Machine

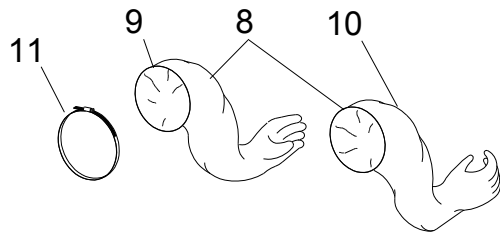


SHOP-MATE 2648 SUCTION BLAST CABINET

Description	Stock#	Wt.
-------------	--------	-----

Cabinet Assembly

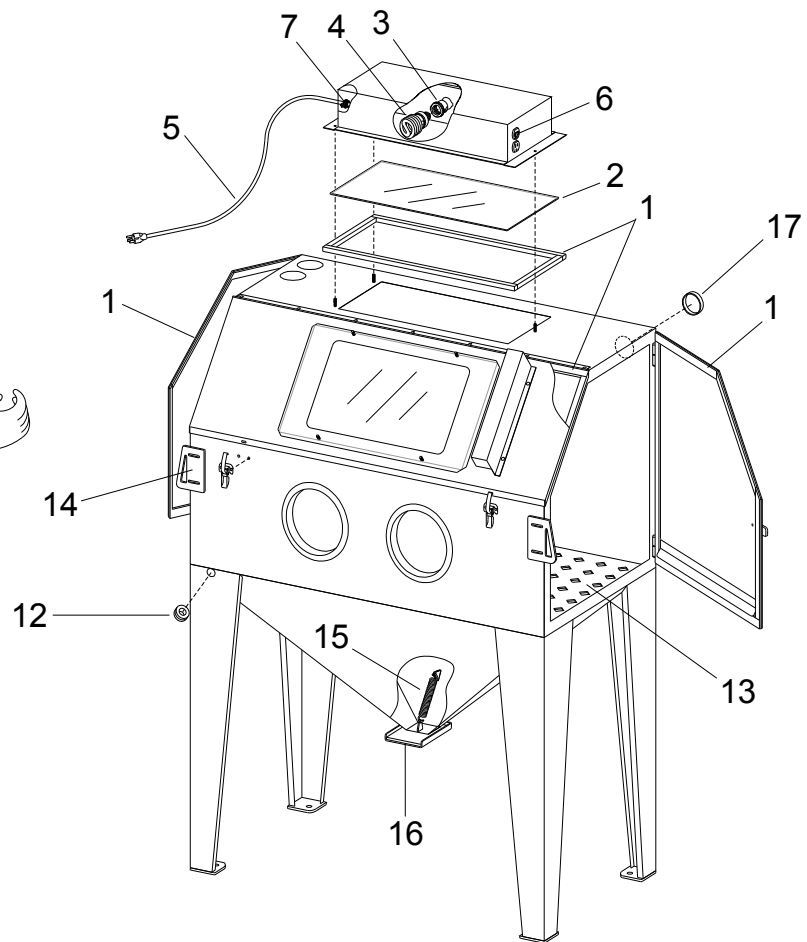
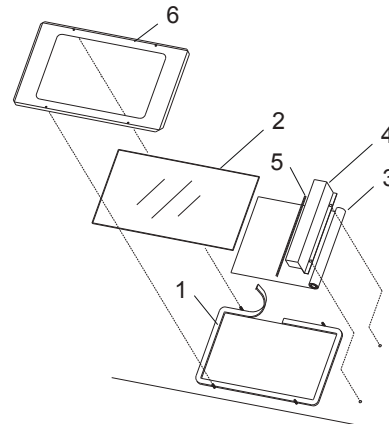
1. Gasket, door and light fixture, per foot.....	28005	
2. Lens, 12" x 24" light.....	28673	
3. Socket, bulb base.....	27997	
4. Bulb, 23 watt spiral.....	27999	
5. Cord, 8 ft. u-ground power.....	27998	
6. Switch w/u-ground receptacle.....	10769	
7. Strain relief, 3/8".....	27996	
8. Glove set Band-clamp installation.....	11215	
9. Glove, left hand only Band-clamp installation.....	12710	
10. Glove, right hand only Band-clamp installation.....	12711	
11. Clamp, glove.....	11576	
12. Grommet, media hose.....	11798	
13. Grate.....	28681	
14. Latch, front door panel.....	28670	
15. Spring, media cleanout door.....	28671	
16. Gasket, media cleanout door per foot, one foot required.....	28682	
17. Grommet, vacuum hose.....	28668	



Description	Stock#	Wt.
-------------	--------	-----

View Window Assembly

1. Gasket, 1/2" x 1" adhesive-backed, per foot, specify feet required.....	28005	
2. Window, 12" x 24" view.....	28672	
3. Lens protector, 12" x 10 ft. roll.....	28675	
4. Dispenser, lens protector.....	27985	
5. Trim, edge, per foot, 1-foot required.....	18460	
6. Frame, window.....	27992	



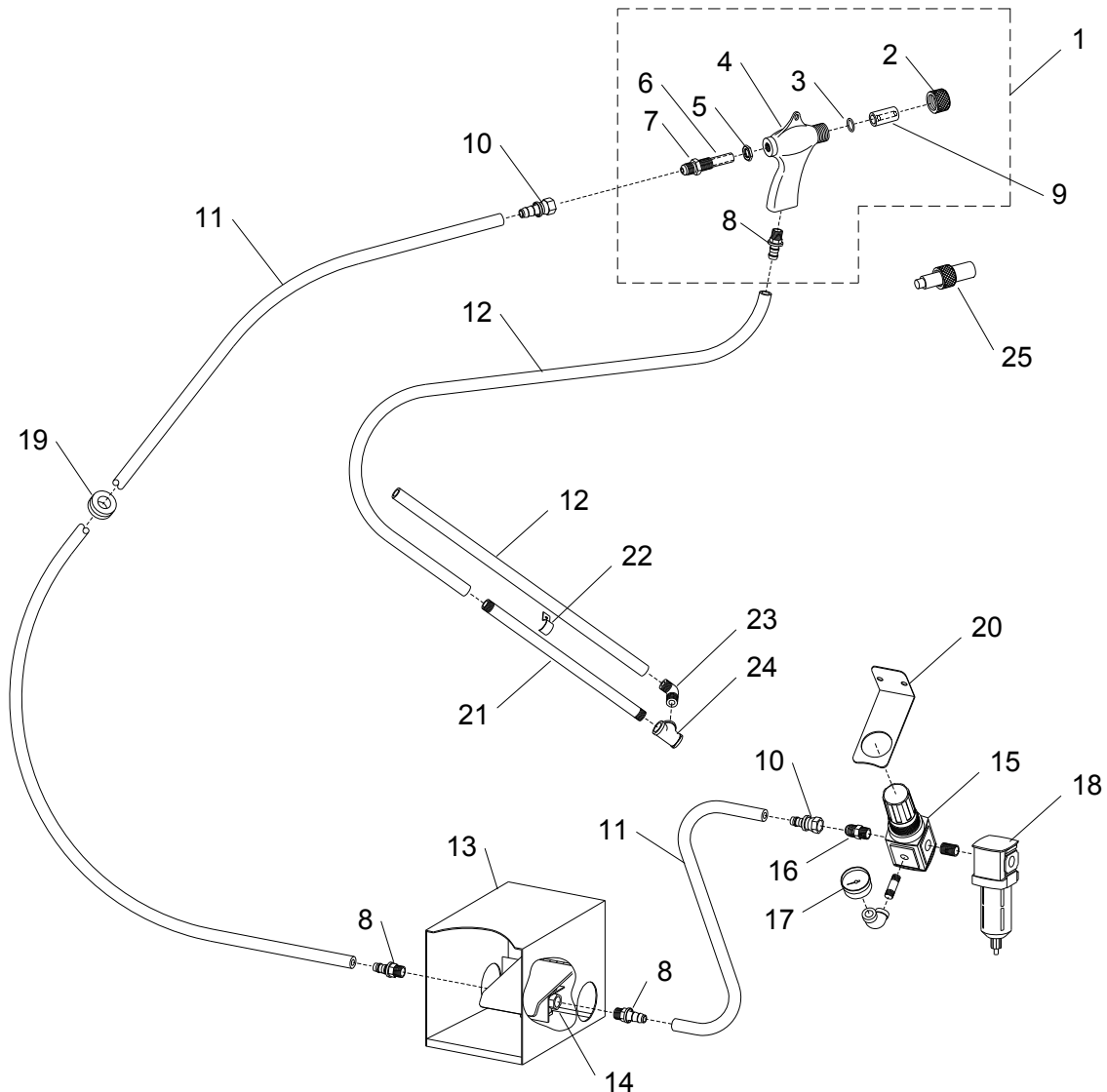
Description	Stock#	Wt.
-------------	--------	-----

Air and Gun and Feed Assembly

1. BNP No. 4 gun assembly without nozzle, includes items 2 through 8	12301	
2. Nut, nozzle holding, knurled brass	11914	
3. O-ring.....	08975	
4. Gun body	11802	
5. Lock nut, air jet	11913	
6. Rubber sleeve	12097	
7. Air jet assembly, No. 4, includes item 6	12342	
8. Fitting, hose, 3/8" NPT x 1/2" barb	06369	
9. Nozzle, standard, ceramic, No. 5.....	11930	
Nozzle, option, boron carbide, No. 5.....	11935	
Nozzle, option, tungsten carbide, No. 5.....	13118	
10. Hose end, 1/2" barb x 1/2" fem. swivel.....	15002	

Description	Stock#	Wt.
-------------	--------	-----

11. Hose, 1/2" air, per ft.....	12472	
12. Hose, media, clear, per ft	12476	
13. Foot pedal assembly	28866	
14. Valve, 3/8-NPT foot pedal replacement	28831	
15. Regulator, 3/8-NPT pressure	12053	
16. Adaptor, 3/8-NPT x 1/2-JIC.....	11726	
17. Gauge, 1/8-NPT cbm pressure.....	01908	
18. Filter, 3/8-NPT air.....	27990	
19. Grommet, air hose	11798	
20. Bracket, pressure regulator.....	27988	
21. Nipple, 3/8-NPT x 12" (suction pipe)	28676	
22. Clamp, 3/8 pipe.....	28678	
23. Elbow, 3/8-NPT 90 degree male.....	28677	
24. Tee, 3/8-NPT.....	12819	
25. Adjusting tool, air jet, option.....	19041	

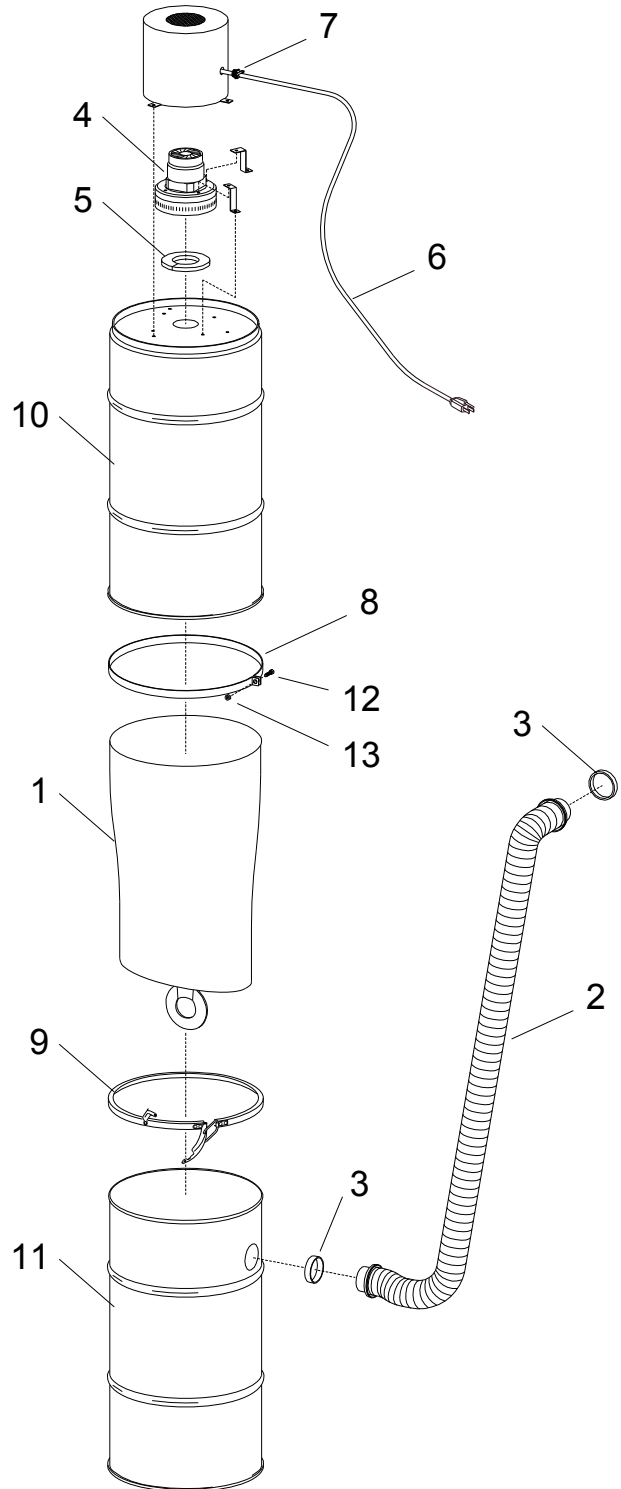


SHOP-MATE 2648 SUCTION BLAST CABINET

Description	Stock#	Wt.
-------------	--------	-----

Dust Collection and Accessories

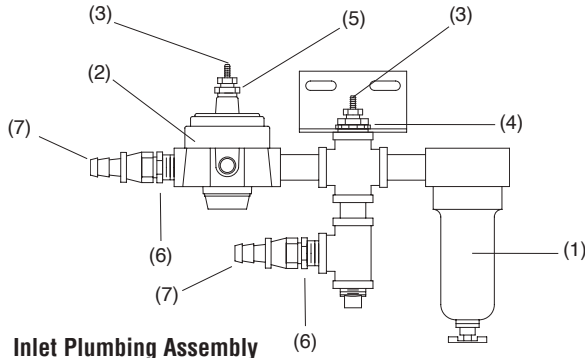
(-) Dust collector assembly (does not include vacuum hose)	28867	
1. Filter bag	28009	
2. Hose, vacuum 4-ft nominal	28674	
3. Grommet, vacuum hose (one provided w/collector)	28668	
4. Motor	28004	
5. Gasket, per foot, (2 feet required)	28005	
6. Cord, 8 ft. u-ground power	27998	
7. Strain relief, 3/8"	27996	
8. Clamp ring, filter bag	28008	
9. Clamp, drum	28669	
10. Drum, upper	28002	
11. Drum, lower (dust storage)	28033	
12. Screw, 1/4-NC x 1" cap	03053	
13. Nut 1/4-NC	03111	



Description Stock# Wt.

Inlet Plumbing for BNP Suction Cabinets

- (-) Pressure regulator assembly, 1/2" 12763
- 1. Filter, 1/2" air 01308
- 2. Regulator, 1/2" pilot operated 11345
- 3. Adaptor, 1/8" NPT x 1/8" barb 11732
- 4. Bushing 1/2"x 1/8" NPT 11350
- 5. Bushing 1/4"x 1/8" NPT 02010
- 6. Adaptor, 1/2" NPT x 1/2" flare 11351
- 7. Hose end, 1/2" barb x 1/2" female swivel 15002

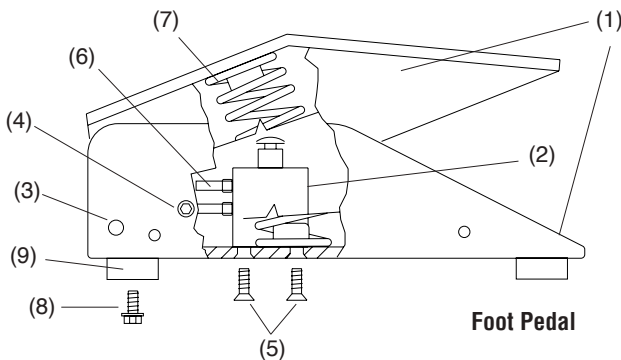


Inlet Plumbing Assembly

BNP/Aerolyte Foot Pedal Assembly

for suction and pressure cabinets

- (-) Foot pedal assembly,
 - with tubing (Aero) 20195 4
 - less tubing (BNP) 20483 3.5
- 1. Foot pedal set 28379 3.5
- 2. Valve, 3-way 20026 <.5
- 3. Drive pin, grooved 20109 <.5
- 4. Screw, 1/4 nf x 3/4" socket head 03086 <.5
- 5. Screw, 10-32 x 1/2" flat head 19571 <.5
- 6. Adaptor, 10-32 thrd. x 1/8 barb 11731 <.5
- 7. Spring, 1-1/4" x 3-1/2" 20121 <.5
- 8. Screw, 8-32 x 3/8" 11389 <.5
- 9. Bumper, rubber 21522 <.5



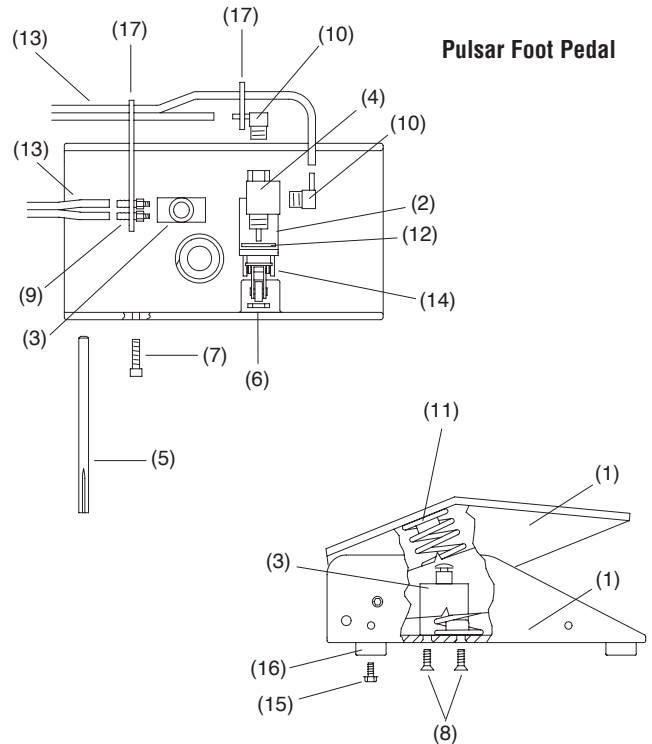
Foot Pedal

Description Stock# Wt.

Pulsar Foot Pedal Assembly

for suction and pressure cabinets

- (-) Foot pedal assembly, with tubing 20194 4
- 1. Foot pedal set top and base 28379 2
- 2. Bracket, valve mount 22858 1.5
- 3. Air valve, 3-way (blast valve) 20026 <.5
- 4. Valve, 3-way (pulse valve) 12202
- 5. Drive pin, grooved 20109 <.5
- 6. Cam follower 19576
- 7. Screw, 1/4 nf x 3/4" socket head 03086 <.5
- 8. Screw, 10-32 x 1/2" flat head 19571 <.5
- 9. Fitting, tube, 10-32 x 1/8 barb 11731 <.5
- 10. Fitting, 1/8" NPT elbow x 1/8" barb 11733
- 11. Spring, 1-1/4" x 3-1/2" 20121 <.5
- 12. Spacer 19258 <.5
- 13. Tubing, 1/8" ID twin, per foot, 12 ft req. 19577
- 14. Roll pin, 1/8" 20479
- 15. Screw, 8-32 x 3/8" 11389 <.5
- 16. Bumper, rubber 21522 <.5
- 17. Tie, nylon wire 12139 <.5



Pulsar Foot Pedal

CABINET REPLACEMENT PARTS

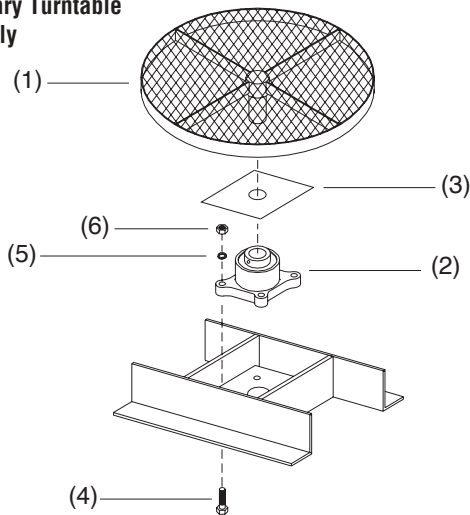
Description	Stock#	Wt.
-------------	--------	-----

Turntable Replacement Parts

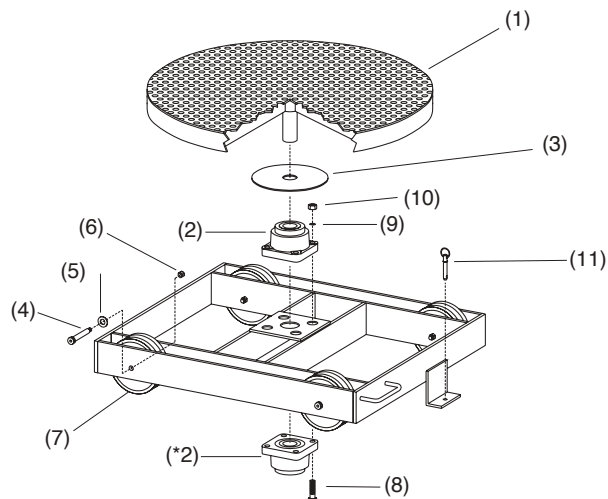
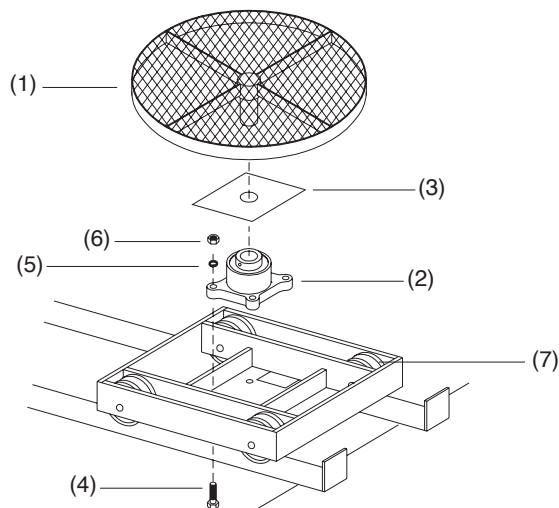
1. Turntable replacement, 500 lb capacity		
• 20" diam.	18329	14
• 30" diam.	21390	70
• 40" diam.	23879	
• 48" diam. (BNP 7212 only).....	21400	
2. *Bearing, 1-1/2" bore.....	11517	6
3. Protector, bearing	13479	.5
4. Screw, 1/2-NC x 1-1/2" cap	03454	<.5
5. Lock washer, 1/2"	03516	<.5
6. Nut, 1/2-NC hex	03511	<.5
7. Caster, 4" V groove.....	11594	4
8. Bolt, 1/2-NC		
• 2" long for 30" turntable.....	03456	
• 2-1/2" long for 48" turntable	03457	
9. Washer, 1/2", lock	03516	
10. Nut, 1/2-NC hex.....	03511	
11. Pin, quick release	25540	
(-) Turntable with workcar and frame assembly		
• 20" dia. turntable / workcar replacement	24205	75
• 30" dia. turntable / workcar replacement	24086	135

Description	Stock#	Wt.
-------------	--------	-----

Stationary Turntable Assembly



Turntable with Workcar and Frame Assembly



*Lower bearing used only with 48" turntable

Section 23

Automated Cabinets

———— **CLEMCO**[®] ————

Industrial Automation

Clemco's History of Automated Solutions

Clemco has been manufacturing simple to complex automated blast cabinets, indexing systems and room solutions for nearly a half-century. Our standard and engineered solutions have a wide range of applications:

- Indexing turntables that are servo capable to enable precision control with a robotic solution or specific surface prep applications,
- Multiple nozzle manipulation and oscillation that clean OD and ID pipes parts or allows for specific part masking,
- Tumble-belt cabinets for cleaning contaminated parts,
- Purpose built ergonomic cabinets that blast virtually anything from aircraft landing gear with sodium bicarbonate to shot peening almen strips.
- Industrial robotic arms that can be adapted to either blast and/or pick and place applications, and countless more applications for numerous industries.

Clemco's offers a variety of solutions depending on the application including:

- Integrated PLCs over ethernet to reduce electrical footprint and installation times oriented around our plug and play capabilities
- Large HMI screens that give easy access to system and operational data providing a simple user interface with real-time system data with leading edge Industry 4.0 diagnostics that are integrated with smart systems alerting operators and managers of overall performance.

Clemco's Current Cutting-Edge Automation

Clemco currently partners with Rockwell Automation and Fanuc Robotics, which enables us to leverage our years of automation experience with today's cutting-edge technology to provide state-of-the-art automated solutions. Whether you need indexing turntables, rotating satellites, oscillating blast guns, robotics, HMI and PLC controls, or a combination of these or other technologies, Clemco has the experience and expertise to engineer the optimal solution for you.

Getting Started

Follow these steps to find out how Clemco automated solutions can help your customers:

1. Contact Clemco

Contact your Clemco Technical Sales or Field Sales representative or contact Clemco at techsales@cleccoindustries.com.

2. Have a Conversation

Explain your customer's needs and budget with your Clemco rep.

3. Get a Plan

Your Clemco rep will deliver a step-by-step plan on how it will develop an automated solution that solves your customer's problem and fits within their budget.

4. Sample Processing

The plan may include Sample Processing.

Sample Processing

What Is Sample Processing?

Sample processing is a service that Clemco offers to help industrial customers determine which equipment, media, and processes can best meet their blasting needs.

Sample Processing Steps

1. Send Parts

A customer sends samples of parts to be blasted, along with details about the end results desired and their current process, to Clemco's Sample Processing and R&D Lab.

2. The Lab Runs Tests

The lab then replicates the conditions of the customer's facility as best it can and blasts the parts with different equipment, media, and processes.

3. The Lab Makes Recommendations

The lab uses the data it collects to recommend the best combination of equipment, media, and processes to solve the customer's blasting needs, in addition to sharing this data with the customer.

Sample Processing: An Integral Step in Crafting Automated Solutions

The lab's recommendations could range from modifications to the customer's current facility or process, purchase of a standard or modified Clemco blast cabinet or blast room, or further collaboration with Clemco Technical Sales about engineering a solution.

Sample Processing: A Valuable Service to Offer Your Customers

Our sample processing lab is 4,500 sq ft with 13 semi and fully automated types of blasting equipment, in addition to four industrial dust collectors, to sample process parts for your customers.

Our lab can help your customers optimize their current equipment and processes, or recommend cutting-edge automated solutions that increase their productivity, solve their current problems—and provide solutions for roadblocks that they didn't even know they had.

Getting Started

Follow these steps find out how Clemco's sample processing can help your customers:

1. Contact Clemco

Contact your Clemco Technical Sales or Field Sales representative or contact Clemco at techsales@clemcoindustries.com.

2. Have a Conversation

Explain your customer's needs and budget with your Clemco rep. If you and Clemco rep agree that sample processing will be helpful, decide which parts and how many you will send to Clemco's Sample Processing and R&D Lab.

3. Complete the RFQ

Download and complete the Request for Quotation (RFQ) form:

<https://clemcoindustries.com/products/automation/engineered-automation-cabinets/>

4. Complete the RFQ—Completely

On the RFQ form, indicate where parts should be shipped after the sample processing has been completed.

5. Ship It (prepaid)

Ship (prepaid) the requested number of parts to the following address and enclose a copy of the completed RFQ form with the shipment:

Clemco Industries Corp.
Attention: Sample Processing Lab
One Cable Car Drive
Washington, MO 63090

Section 24

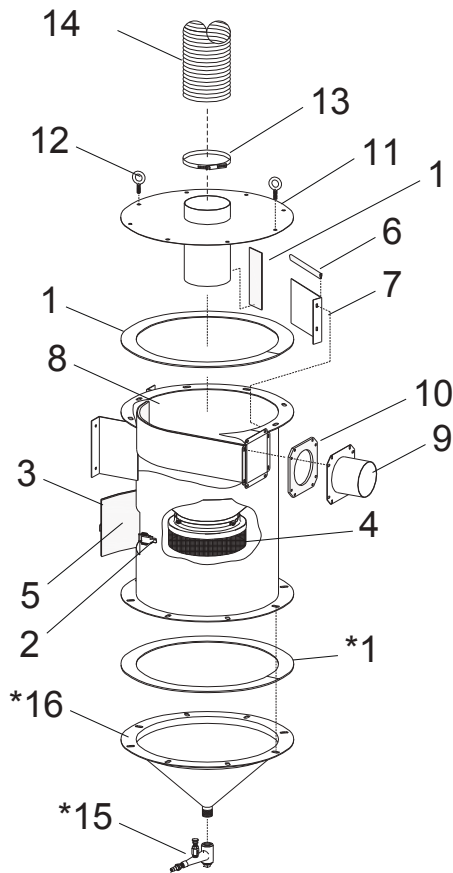
Industrial Legacy Products

———— **CLEMCO[®]** ————

Description	Stock#	Wt.
-------------	--------	-----

Reclaimer Assembly, Pulsar III and Pulsar VI

(-) Reclaimer assembly		
• Pulsar III	20340	
• Pulsar VI	29503	
1. Gasket, 1/8" x 2 adhesive backed Specify feet required	13089	
2. Latch, spring	12263	
3. Door assembly with gasket and latch	14271	
4. Screen, 8 mesh	21265	
5. Gasket, door	11745	
6. U-Channel, 3/8", 1' reqd.	04076	
7. Baffle, 600 cfm modular	29524	
8. Wear plate, rubber lined w/mount screws	29542	
9. Inlet adaptor, VI, 5"	12361	
10. Gasket, 5" inlet adaptor	11779	
11. Top plate, VI modular	29538	
12. Eyebolt, 3/8" x 1.25" shank	00430	
13. Clamp, 6" flex hose	00750	
14. Hose 6" ID unlined flex, 4' required	12452	
15. Metering Valve assembly*	12417	
16. Hopper, 600 cfm modular suction*	21650	



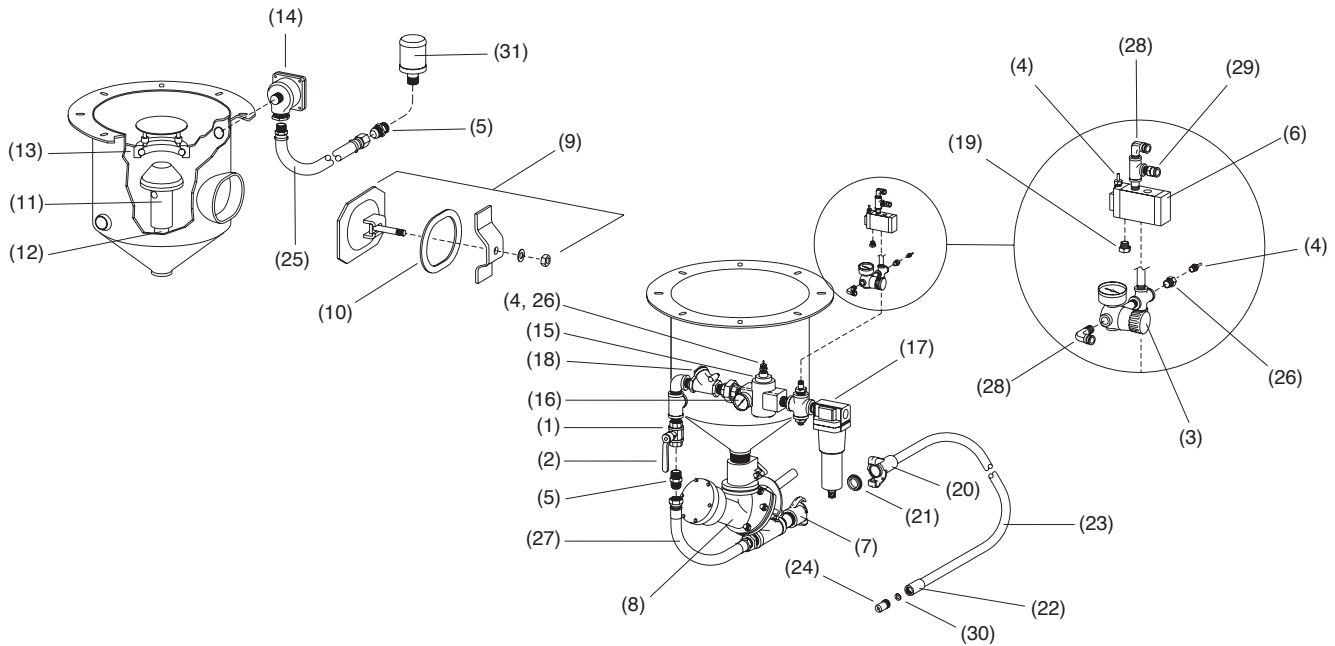
Description Stock# Wt.

Cabinet Blast Machine Replacement Parts

(-) Blast machine assembly.....	21658	
1. Ball valve, 1" w/handle, (choke valve).....	02396	
2. Handle, 1" ball valve.....	22531	
3. Regulator w/gauge, 1/4".....	12050	
4. Adaptor, straight, 1/8" NPT x 1/8" barb.....	11732	
5. Adaptor, 1" male NPT x 1" male flare.....	11720	
6. Valve, 4-way, air.....	12203	
7. CF coupling 1-1/4".....	00551	
8. Metering valve, Sentinel		
• 50-mesh and finer media standard.....	21439	
• 50-mesh and coarser optional.....	20608	
9. Inspection door assembly 6" x 8".....	02377	
10. Gasket, 6" x 8" inspection door.....	02369	
11. Pop-up valve, 4".....	03699	
12. Guide, pop-up, 1-1/4" x 4-1/2" toe nipple.....	21694	
13. Seat, pop-up valve.....	02325	
14. Outlet valve, 1" diaphragm.....	03371	
15. Regulator, 1" pilot operated with gauge.....	12052	

Description Stock# Wt.

16. Gauge, 1/4" cbm pressure.....	11830	
17. Filter, auto-drain.....	22425	
18. Check valve, 1" swing.....	12187	
19. Muffler, 1/4" bronze.....	03988	
20. Coupling, 1/2" blast hose CQA-1/2.....	00599	
21. Gasket, coupling, CQG, 10-pk.....	00850	
22. Nozzle holder, CHE-1/2.....	00577	
23. Blast hose, 1/2" x 25 ft (cut in half for 2 lengths).....	23750	
24. Nozzle, tungsten carbide		
• CT-2, 1/8" orifice.....	01351	
• CT-3, 3/16" orifice, std.....	01352	
• CT-4, 1/4" orifice.....	01353	
25. Hose assembly, 1" x 42" exhaust.....	23916	
26. Bushing, 1/4" x 1/8" NPT.....	02010	
27. Hose assembly, coupled 1" pusher line.....	22508	
28. Adaptor, elbow 1/4" male NPT x 3/8" tube.....	11685	
29. Adaptor, street 1/4" male NPT x 3/8" tube.....	11736	
30. Nozzle washer, NW-1, 10-pk.....	21580	
31. Muffler, 1" exhaust.....	05068	



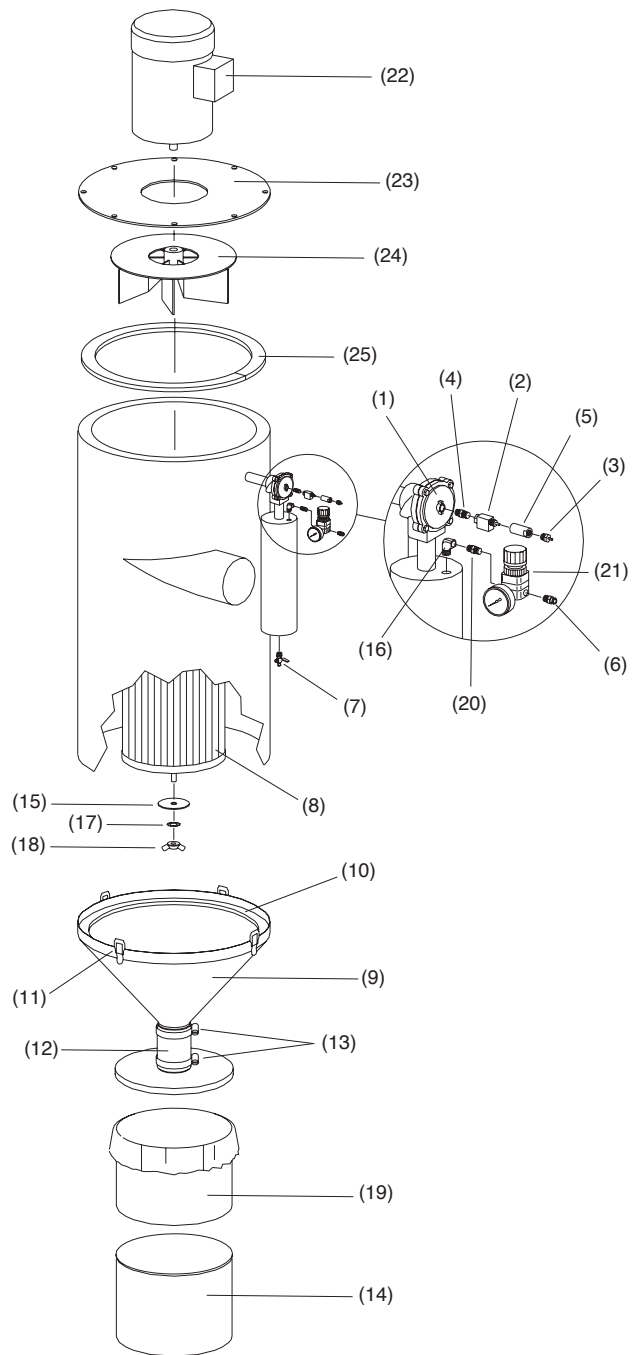
PULSAR III and VI REVERSE-PULSE DUST COLLECTORS

Description	Stock#	Wt.
-------------	--------	-----

Pulsar III and VI Reverse-Pulse Dust Collector

(-) Repair kit, diaphragm pulse valve	21600	
1. Valve, 1" diaphragm pulse	19578	
2. Valve, 3 way	12202	
3. Fitting, 1/8" NPT x 1/8" barb	11732	
4. Nipple, 1/8" NPT hex	01962	
5. Actuator, air pilot	19123	
6. Fitting, straight, 1/4" NPT x 3/8 tube	11736	
7. Petcock	01993	
8. Filter cartridge, • 9" x 26" for Pulsar III	19122	
• 12" x 30" for Pulsar VI	19121	
9. Hopper assembly, includes items 10 and 11		
• Pulsar III	27047	
• Pulsar VI	24029	
10. Gasket, adh back, 5/16" x 1", per ft • (5 ft req) for Pulsar III		
• (7 ft req) for Pulsar VI	00187	
11. Latch assembly	11876	
12. Hose, 4" light-lined flex per ft	12466	
13. Clamp, 4" hose (2 req)	11577	
14. Dust container assembly includes items 12 and 13	23411	
15. Washer, 1/2" ID x 1-1/16" OD	03515	
16. Elbow, 1/4" brass street	02027	
17. Washer, 1/2" external lock	21699	
18. Wing nut, 1/2" NC	20108	
19. Liners, dust container, 5-pk	28621	
20. Nipple, 1/4" NPT hex	02808	
21. Regulator w/gauge, 1/4"	12050	
22. Motor, exhauster • Pulsar III, 1/2 HP	12308	
• Pulsar VI, 1 HP, 1-ph std	12314	
• Pulsar VI, 1 HP, 3-ph opt	12310	
23. Motor plate, Pulsar III	20229	
Motor plate, Pulsar VI	20224	
24. Paddle wheel, Pulsar III	19232	
Paddle wheel, Pulsar VI	19234	
25. Gasket, motor plate adh-back, per ft, 5/16" x 1" (5 ft req)	00187	

Description	Stock#	Wt.
-------------	--------	-----



Pulsar III Reverse-pulse Dust Collector shown

Section 25

Alphabetical Listing

CLEMCO®

Using the Product Catalog sorted alphabetically by description

Most equipment, accessories, and a limited number of replacement parts can be found in the product catalog sections tabbed by product category. To determine the stock number for replacement parts for any piece of equipment, the best place to look is in the Owner's Manual. Most common Owner's Manuals can be found on our web site: www.clemcoindustries.com. From the home page, click on the Operation Manuals tab on the top of your screen.

When you don't have access to the web or the Owner's Manual and you don't know the stock number—consult the alphabetical listing. Some generic-type items like hoses, gaskets, and fittings are listed by those terms. Sometimes they are listed within the group of items particular to a product, such as CMS or FlatTrak® etc. If you need help, you may call Customer Service at 636 239-4300.

ALPHA LISTING

#	Description
30982	1 1/4 X 44 - Sched 40 TOE nipple
24763	1 IN DIA Thompson ball bushing
29151	1" Hollow bore gear reducer
30455	1/8 NPT Snubber x 1/4 hose push-pulsar
30175	1/8 x 1/4 Pipe Nipple Reducer
03963	1/8X 1-1/2 COTTER PIN
28997	100 AMP DISCONNECT LUGS
27870	100 AMP THRU THE DOOR DISC
29140	1-1/2" SHAFT SEAL
01720	1-1/4IN STD PIPE X4IN NIP
20432	2 FT M-SECTION GRATING
13074	3/16I.D.X1/16"CL TUB
04926	3/8 AIR HOSE ASSY X 10 FT
29142	3/8" DIA X 2" SPRING PIN
29150	4-GA AUTO GUN ASSEMBLY
29138	4-GA TUMBLE BASKET W/ 300 CFM PM
27871	60 AMP DUAL ELEMENT FUSE
11669	8 FT Cord, w/plug, 120v
27866	8 IN Through the Door Disc Shaft
30990	900 R.L. RECLAIM ASSEMBLY -w/o EXHAUSTER

A

14226	A-250 automation kit, sgl satellite
12149	A-250 SEAL C/R 13577
12150	A-250 SEAL C/R 23643
02594	Abrasive cleaner 2-pot stand w/o cover
21282	Abrasive cleaner asmbly w/drum, LH
27879	ABRASIVE CLEANER ASMBLY W/ DRUM, LH
21354	Abrasive cleaner asmbly w/drum, RH
27878	ABRASIVE CLEANER ASMBLY W/ DRUM, RH
10289	Abrasive cleaner attach kit, 24"
06856	Abrasive cleaner attach kit, 30"
06857	Abrasive cleaner attach kit, 36"
06855	Abrasive cleaner attachment seal
06811	Abrasive cleaner gear reducer, 60:1
21353	Abrasive clnr drum, 1/8" holes
21290	Abrasive clnr drum, 3/16" holes
10809	Abrasive feed elbow adj sleeve
02676	Abrasive feed elbow, SGT/cab
02633	Abrasive feed stem
02016	Abrasive trap cap lock bar
02013	Abrasive trap o-ring
02011	Abrasive trap, 1"
05854	Access plate, acrylic, bkt elevator
30061	Accsry pkg, .5 & 1cuft Classic B/Mach
30064	Accsry pkg, 10 & 20cuft Classic B/Mach
25067	Accsry pkg, 36" diam machines
30062	Accsry pkg, 3cuft Classic B/Mach
22552	Accsry pkg, 4 cf contr mach, 20", diam,
30063	Accsry pkg, 6 & 8cuft Classic B/Mach
22553	Accsry pkg, 6 cf machines, 24" diam, 1
25069	Accsry pkg, Big Clem (for 1 op)
27410	Accsry pkg, classic 10" mach, 1/2" pipin
24195	Accsry pkg, classic 16" mach, 1-1/4" pip
27620	Actuator asmbly, AQV-H
19152	Actuator, adj door interlock
19123	Actuator, air pilot
30430	Adaptor base, 1" NPT inlet
30426	Adaptor base, 1" NPT outlet
21314	Adaptor flange, AQV & MQV
23219	Adaptor pipe, 6" universal flx hose
28245	Adaptor plate exh blower, CDC-1-300

#	Description
31154	Adaptor plate, 4-way valve
28246	Adaptor plate, exh blower CDC-1-600
25084	Adaptor, 1/2" npt x 3/4 jic, for 3/4 fle
28585	Adaptor, 1/4 x 8mm, air motor outlet
02495	Adaptor, 1/4" male tee nps
02494	Adaptor, 1/4" nps x 1/4" mjic
30437	Adaptor, 1/4-BSPT M x 1/4-NPT Fem.
28584	Adaptor, 1/8 x 8mm, air motor inlet
01945	Adaptor, 1/8" npt with 1/16" orif
01940	Adaptor, 1/8" npt x 1/4" mjic
20429	Adaptor, 1/8" w/.052" orifice
11731	Adaptor, 10-32 thread x 1/8" barb
28554	Adaptor, 3/4 Male GHT x 3/4 Male NPT
00022	Adaptor, 3/8" hose to 3/8 NPT
28038	Adaptor, 8mm tube x 1/4 fpt
01019	Adaptor, brass 3/8" hose x 1/4" npt
15787	Adaptor, elbow, 1/4" tube-1/8"
03428	Adaptor, elbow, male 1/4" tube-1/4" pipe
11363	Adaptor, fluorescent lamp base
23400	Adaptor, outlet, M-section, 900 cfm 5"
22375	Adaptor, outlet, M-section, 900 cfm 6"
20343	Adaptor, outlet, Pulsar III
30373	Adaptor, push lock el, 1/4" x 1/4" tube
12350	Adaptor, recl inlet pipe, 4"
16836	Adaptor, RPC, 600 cfm exh
16362	Adaptor, RPC, 600 cfm inlet
16835	Adaptor, RPC, 900 cfm exh
16837	Adaptor, RPC, 900 cfm inlet
17279	Adaptor, RPH, 1200 cfm exh
17278	Adaptor, RPH, 1200 cfm inlet
17280	Adaptor, RPH, 600 cfm exh
17281	Adaptor, RPH, 600 cfm inlet
17243	Adaptor, RPH, 900 cfm exh
16307	Adaptor, RPH, 900 cfm inlet
03430	Adaptor, straight, 1/4 tube x 1/8 npt
24526	Adaptor, sump, bolt-on, 4", 900 cfm
24527	Adaptor, sump, bolt-on, 5", 1200 cfm
24528	Adaptor, sump, bolt-on, 6", 1800 cfm
07598	Adaptor, VPR air jet, 290 cfm
02026	Adaptor/reducer, 1/4" x 1/8" brass
21464	Agitator mount bracket, S/King
21476	Agitator mount pad, S/King
21465	Agitator tine asmbly, S/King
21477	Agitator, pneumatic, S/King
24797	Air blowdown, timed, t/barrel option
28859	AIR CONTROL HOSE KIT, PIPE PRO
24493	AIR CYLINDER, 64" STROKE
29479	AIR HOSE, 3/8 X 10ft, SUCTION GUN
27051	AIR INLET FILTER 3-1/2 X 7 IN
25912	AIR INTAKE BAFFLE
02680	Air jet, INEX, 1/16" orifice
02683	Air jet, INEX, 1/4" orifice
02681	Air jet, INEX, 1/8" orifice
02682	Air jet, INEX, 3/16" orifice
01696	Air jet, PAC, 1/4"
01697	Air jet, PAC, 5/16"
90213	Air jet, Power Gun
07516	Air jet, VPR 290 cfm, rubberized
22909	Alarm, remote kit, CMS-1 & 2
29248	Alarm, remote kit, CMS-1 & 2
29229	ALLIGATOR STAPLE BELT FASTENER
14131	Alox kit 210S 300, field inst
14132	Alox kit 210S 600, field inst
28899	Alox kit 220P 900, fac inst
13474	Alox kit 220P 900, field inst

#	Description
25076	Alox kit 220PE 900, field inst
12942	Alox kit 220S 600/900-Plsr VIS, fac inst
13949	Alox kit 220S 900, field inst
28892	Alox kit 220SE 600, field inst
28893	Alox kit 220SE 900, field inst
14127	Alox kit 50S 300, field inst
14128	Alox kit 50S 600, field inst
12954	Alox kit 55S 300/600-Plsr 55s, fac inst
12953	Alox kit 55S 300/Plsr 55se, field inst
14129	Alox kit 55S 600, field inst
21104	Alox kit 600P 900, field inst
21810	Alox kit 600S 1200, field inst
12534	Alox kit 600S 900, field inst
27782	Alox kit 6012P 1200, fac inst
25495	Alox kit 6012P 1200, field inst
27769	Alox kit 6012P 900, fac inst
25493	Alox kit 6012P 900, field inst
27783	Alox kit 6012S 1200, fac inst
25494	Alox kit 6012S 1200, field inst
27781	Alox kit 6012S 900, fac inst
13536	Alox kit 65P 600, field inst
28898	Alox kit 65P 600/III-P, fac inst
25074	Alox kit 65PE 600/900/III-PE, field inst
13310	Alox kit 65S 300/600/IIIS, fac inst
14241	Alox kit 65S 300/Pulsar IIIS, field inst
13924	Alox kit 65S 600, field inst
25073	Alox kit 65SE 300/600/III-SE, fac inst
28890	Alox kit 65SE 300/IIISE, field inst
28891	Alox kit 65SE 600, field inst
21105	Alox kit 720P 900, field inst
27786	Alox kit 7212P 1200, fac inst
25520	Alox kit 7212P 1200, field inst
27784	Alox kit 7212P 900, fac inst
25518	Alox kit 7212P 900, field inst
27787	Alox kit 7212S 1200, fac inst
25519	Alox kit 7212S 1200, field inst
27785	Alox kit 7212S 900, fac inst
25517	Alox kit 7212S 900, field inst
28902	Alox kit Dbl 220P 900, fac inst
21248	Alox kit Dbl 220P 900, field inst
28894	Alox kit Dbl 220S 900, fac inst
21196	Alox kit Dbl 220S 900, field inst
28901	Alox kit Dbl 65P 900, fac inst
14146	Alox kit Dbl 65P 900, field inst
14130	Alox kit Dbl 65S 900, fac inst
12945	Alox kit Dbl 65S 900, field inst
28895	Alox kit Pulsar IIIS/VI pm, fac inst
28896	Alox kit Pulsar IIIS/VI pm, field inst
28905	Alox kit Pulsar IX-P, fac inst
22997	Alox kit Pulsar IX-P, field inst
28897	Alox kit Pulsar IX-S, fac inst
22996	Alox kit Pulsar IX-S, field inst
22673	Alox kit Pulsar VI-P, fac inst
28903	Alox kit Pulsar VI-P, field inst
28904	Alox kit Pulsar VI-PE, field inst
14133	Alox kit Pulsar VI-S, field inst
05537	Anti-freeze inj asmbly
05616	Anti-freeze inj, 1/4"
22080	Apollo LP to HP Conversion Kit
29041	APOLLO WiComm 2 SYSTEM (w/o radio)
29258	AQV HP QTM FLNGD INLET ADPTR W/INSERT
24900	Arm rest asmbly, cabinet, 1 op
24899	ARM REST SUB-ASSEMBLY

Description

30193	Armrest-glove mount
30192	Armrest-glove mount kit
29059	ASSY, PHOTOHELIC GAUGE - D/C
17211	Auto gun mount bar, 6" slotted
28936	Auto-pulse kit, CDC-1
21773	Auto-pulse kit, Pulsar dust collector
02404	Axle, 10" & 14" diam blast machine
20734	Axle, 10" x 2.75"
02402	Axle, 16" diam blast machine
02403	Axle, 24" diam blast machine
27813	Axle, Pipe-Pro XL
25251	Axle, Pool Pal
B	
25753	B/Clem water separator tank, 150psi
06492	B/E BELT ASY W/POLY BKT 30 FT
28368	B/E HEAD ASS'Y 2HP B/E ASSEMBLY
24775	B/Mach Aerolyte Pool Pal 1cf pkg
24774	B/Mach Aerolyte Pool Pal 1cf w/rem & AF
25950	B/Mach cab, GBBU
21658	B/Mach cab, Pulsar III & VI models
30285	B/Mach cab, Pulsar III & VI Plus models
23182	B/Mach cab, Pulsar IX-P
00908	B/Mach Classic port, 0.5 cf package 1
23890	B/Mach Classic port, 0.5 cf package 1AA
21051	B/Mach Classic port, 0.5 cf w/TLR-50A
01039	B/Mach Classic port, 1 cf package 2
23891	B/Mach Classic port, 1 cf package 2AA
21053	B/Mach Classic port, 1 cf w/TLR-50A
11260	B/Mach Classic port, 3 cf package 5
23894	B/Mach Classic port, 3 cf package 5AA
23909	B/Mach Classic port, 3 cf package 5ACS
28219	B/Mach Classic port, 3 cf pkg 1-1/4 MQV
01179	B/Mach Classic port, 3 cf w/TLR300 FSV
21062	B/Mach Classic port, 3 cf w/TLR300,ACS
23767	B/Mach Classic port, 3cf, w/TLR300/MQV
21070	B/Mach Classic port, 6 cf LoPot TLR300
00916	B/Mach Classic port, 6 cf package 6
23895	B/Mach Classic port, 6 cf package 6AA
23910	B/Mach Classic port, 6 cf package 6ACS
27529	B/Mach Classic port, 6 cf pkg MQV
01187	B/Mach Classic port, 6 cf w/TLR300 FSV
21068	B/Mach Classic port, 6 cf w/TLR300,ACS
27603	B/Mach Classic port, 6 cf w/TLR300D FSV
20672	B/Mach Classic port, 6 cf, pr-hold, ACS
23769	B/Mach Classic port, 6cf w/TLR300/MQV
01192	B/Mach Classic port, 8 cf dual-ch, 1-out
01194	B/Mach Classic port, 8 cf dual-ch, 2-out
21077	B/Mach Classic sta, 10 cf w/TLR300,ACS
01198	B/Mach Classic sta, 10 cf w/TLR300,FSV
21078	B/Mach Classic sta, 20 cf w/TLR300,ACS
01199	B/Mach Classic sta, 20 cf w/TLR300,FSV
21548	B/Mach Contr sys, 4 cf pneu w/CPF
21841	B/Mach Contr sys, 4 cf w/LP resp
21549	B/Mach Contr sys, 6 cf pneu w/CPF
21842	B/Mach Contr sys, 6 cf w/LP resp
22543	B/Mach Contr, 4 cf 120v ACS
22549	B/Mach Contr, 4 cf 120v AQV
21538	B/Mach Contr, 4 cf 120v MQV
21621	B/Mach Contr, 4 cf 120v,CPF
22541	B/Mach Contr, 4 cf 12v ACS
22547	B/Mach Contr, 4 cf 12v AQV

Description

21509	B/Mach Contr, 4 cf 12v MQV
21608	B/Mach Contr, 4 cf 12v, CPF
22554	B/Mach Contr, 4 cf pneu ACS
22545	B/Mach Contr, 4 cf pneu AQV
21505	B/Mach Contr, 4 cf pneu MQV
21545	B/Mach Contr, 4 cf pneu w/CPF
22544	B/Mach Contr, 6 cf 120v ACS
22550	B/Mach Contr, 6 cf 120v AQV
21606	B/Mach Contr, 6 cf 120v MQV
21629	B/Mach Contr, 6 cf 120v,CPF
22542	B/Mach Contr, 6 cf 12v ACS
22548	B/Mach Contr, 6 cf 12v AQV
21543	B/Mach Contr, 6 cf 12v MQV
21609	B/Mach Contr, 6 cf 12v, CPF
22555	B/Mach Contr, 6 cf pneu ACS
22546	B/Mach Contr, 6 cf pneu AQV
21610	B/Mach Contr, 6 cf pneu MQV
21546	B/Mach Contr, 6 cf pneu w/CPF
00924	B/Mach indl, 6 cf pneu package
22505	B/Mach S/King, dry, w/remotes only
21460	B/Mach S/King, wet/dry, asmbly
28013	B/mach sta indl, 6cf w/remotes & AQV
21135	B/Mach, cab, 1642 BNP
20641	B/Mach, cab, 1646 Aerolyte
01294	Baffle asmbly, air filter (N)
29524	Baffle, 600 modular
04063	Baffle, rubber, AVS hopper inlet
02365	Balance tank, 2-outlet machine
100310	Ball bearing, PVR
01993	BALL VALVE, 1/4 NPT X 1/4 PUSH TUBE
16409	Band, blower motor
22866	Banner, 'Authorized Distributor'
13010	Barrel asmbly, BNP162
12228	Barrel asmbly, BNP164
12229	Barrel asmbly, BNP166
29143	BARREL DRIVE SHAFT
29146	BARREL LINER - 1/4" URETHANE
11567	Base, fixture A-200 & 205
11568	Base, satellite, A-200 new style
18254	Basket asmbly, 1/16" holes
12230	Basket asmbly, 3/16" holes
11857	Basket insert, BNP162
11860	Basket insert, BNP164
11861	Basket insert, BNP166
11858	Basket insert, perf BNP162
11859	Basket insert, perf BNP164
11862	Basket insert, perf BNP166
24619	Battery, lithium, disposable, CMS-3 3v
27743	Beacon blast light asmbly, AC, 100 ft
27742	Beacon blast light asmbly, AC, 50 ft
27741	Beacon blast light asmbly, DC, 100 ft
27740	Beacon blast light asmbly, DC, 50 ft
11526	BEARING 3/4 IN BORE
11521	Bearing, 3/4" bore
28029	Bearing, axle, Pipe-Pro XL
11522	Bearing, flange 1" bore
11527	Bearing, flange 1-1/2" bore
28372	BEARING, FLANGE 1-15/16 BORE
11519	Bearing, flange 162/4/6
11528	Bearing, flange 2" bore
06812	Bearing, idler, 1" bore
06057	Bearing, idler, 1-3/16"
06453	Bearing, idler, elevator boot, 1-3/16"
11516	Bearing, satellite 3/4" bore
11517	Bearing, table 1-1/2" bore

Description

06208	Bearing, thrust (AETNA9)
27619	Belt asmbly, 3 x 3, 2-pot stand, 44.5'
06491	Belt asmbly, 3 x 3, w/poly bkt, 36.5 ft
27962	Belt asmbly, B/E for belt conv., 54ft
06494	Belt asmbly, B/E, w/poly bkt, 38.5ft
06488	Belt asmbly, elev, FF, w/poly bkt, 32 ft
04294	Belt guard, AVS, electric
08766	Belt set, (4), AVS 50E
27966	Belt, 12" wide, 20ft belt conv
13224	Belt, airless, 36" x 116.25"
04430	Belt, APL helmet
30724	Belt, V-belt, MB1600 -MB4000
30725	Belt, V-belt, MB5000
30723	Belt, V-belt, MB750
12433	Belting, 1/2" red urethane, per ft
06414	Belting, elevator, 4" wide, per ft
11564	Belting, heavy duty, A-300
30279	Bicarb Media Fill Hopper Painted
30914	Big Clem Pro Ser, 120cf, 2op Elec, Hwy
30915	Big Clem Pro Ser, 120cf, 2op Elec, Skid
30912	Big Clem Pro Ser, 120cf, 2op Elec, Sta
30913	Big Clem Pro Ser, 120cf, 2op Elec, Yard
30910	Big Clem Pro Ser, 120cf, 2op Pneu, Hwy
30911	Big Clem Pro Ser, 120cf, 2op Pneu, Skid
30908	Big Clem Pro Ser, 120cf, 2op Pneu, sta
30909	Big Clem Pro Ser, 120cf, 2op Pneu, Yard
30922	Big Clem Pro Ser, 120cf, 4op Elec, Hwy
30923	Big Clem Pro Ser, 120cf, 4op Elec, Skid
30920	Big Clem Pro Ser, 120cf, 4op Elec, Sta
30921	Big Clem Pro Ser, 120cf, 4op Elec, Yard
30918	Big Clem Pro Ser, 120cf, 4op Pneu, Hwy
30919	Big Clem Pro Ser, 120cf, 4op Pneu, Skid
30916	Big Clem Pro Ser, 120cf, 4op Pneu, sta
30917	Big Clem Pro Ser, 120cf, 4op Pneu, Yard
30930	Big Clem Pro Ser, 160cf, 2op Elec, Hwy
30931	Big Clem Pro Ser, 160cf, 2op Elec, Skid
30928	Big Clem Pro Ser, 160cf, 2op Elec, Sta
30929	Big Clem Pro Ser, 160cf, 2op Elec, Yard
30926	Big Clem Pro Ser, 160cf, 2op Pneu, Hwy
30927	Big Clem Pro Ser, 160cf, 2op Pneu, Skid
30924	Big Clem Pro Ser, 160cf, 2op Pneu, sta
30925	Big Clem Pro Ser, 160cf, 2op Pneu, Yard
30938	Big Clem Pro Ser, 160cf, 4op Elec, Hwy
30939	Big Clem Pro Ser, 160cf, 4op Elec, Skid
30936	Big Clem Pro Ser, 160cf, 4op Elec, Sta
30937	Big Clem Pro Ser, 160cf, 4op Elec, Yard
30934	Big Clem Pro Ser, 160cf, 4op Pneu, Hwy
30935	Big Clem Pro Ser, 160cf, 4op Pneu, Skid
30932	Big Clem Pro Ser, 160cf, 4op Pneu, sta
30933	Big Clem Pro Ser, 160cf, 4op Pneu, Yard
30906	Big Clem Pro Ser, 60cf, 2op Elec, Hwy
30907	Big Clem Pro Ser, 60cf, 2op Elec, Skid
30904	Big Clem Pro Ser, 60cf, 2op Elec, Sta
30905	Big Clem Pro Ser, 60cf, 2op Elec, Yard
30902	Big Clem Pro Ser, 60cf, 2op Pneu, Hwy
30903	Big Clem Pro Ser, 60cf, 2op Pneu, Skid
30900	Big Clem Pro Ser, 60cf, 2op Pneu, sta
30901	Big Clem Pro Ser, 60cf, 2op Pneu, Yard
27731	BINDICATOR EXTENSION & GUARD
27768	Black Curtain Set 6012 with Stack
19071	BLACK NEOPRENE 'U' CHANNEL
27819	Blast head, 2-outlet, Pipe-Pro XL
27761	Blast Light Inner O-Ring
27396	Blower adaptor asmbly, GBBU
22759	Blower asmbly, 1200 cfm

ALPHA LISTING

#	Description
13051	Blower asmbly, 600 cfm
13053	Blower asmbly, 900 cfm
24975	Blower asmbly, BNP-160
27395	Blower housing, GBBU
28573	Body, 1-1/2" NPSM entry injector, b/unit
21349	Body, air valve, AQV
22621	Body, lower, MQV
12267	Body, tumble basket gun
05631	Body, upper, LMV valve
03119	Bolt, 1/4" x 3/4" & nut
25357	Bolt, 3/4-10 Sq Hd, 4" long
13896	Bolt, 3/8" x 1-1/4" shoulder
29198	BOLT, 5/16-18 X 1-1/4 SERRATED
13576	Bolt, J, Comet
16440	BOLT-EYE 3/8 X 4
05846	Boot, feed chute, bucket elevator
14228	Boot, toggle switch
21846	Bowl asmbly, AD, air filter (N)
21845	Bowl asmbly, MD, air filter (N)
30827	Bowl Assembly, 1" Filter
01312	Bowl w/ AD, air filter (N) 1-1/2" & 2" m
01297	Bowl w/ MD, air filter (N) 1" model
24443	Brace, back leg BNP 65
24445	Brace, back leg BNP 220
19231	Bracket, 1/2" regulator
11550	Bracket, BNP style 1 foot pedal
08974	Bracket, CAT/CCT belt
22858	Bracket, foot pedal mounting, Pulsar
12806	Bracket, gun mount
12812	Bracket, motor mount, 2", 4 holes
25842	Bracket, motor mount, 4", 8 holes
25949	Bracket, mounting - reg asmbly, GBBU
11552	Bracket, mounting sep/reg, INEX
27751	Bracket, mounting, Beacon
27600	Bracket, mounting, cabinet foot rest
12782	Bracket, mtg BNP 220, each
27988	Bracket, pressure reg, Shop cab
30429	Bracket, pressure-controls mounting
25863	Bracket, pulse valve, BNP-160
12847	Bracket, recl mount BNP 55
12766	Bracket, recl mount BNP 65, each
30327	Bracket, suction controls mounting
30726	Bracket, Twistlock, Container lock, CMS
21469	Bracket, water pump, S/King
30328	Branch (manifold) module w/O-Rings
30428	Branch module (manifold)
22811	Breathing tube asmbly, APL helmet
11569	Brush, flat, Comet
11570	Brush, inside corner, Comet
11571	Brush, outside corner, Comet
28157	Brushes, blower motor, BNP-160
06486	Bucket, elevator, polyethylene
27999	Bulb, spiral 23-watt, Shop cab
05821	Bumper, button, RLX
07812	Bumper, button, RLX 25-pk
21522	Bumper, rubber, foot pedal
03706	Bushing kit, HBC-2 and small SB carriage
01803	Bushing, 1" x 1/2"
02023	Bushing, 1" x 1/4" pipe
01889	Bushing, 1" x 3/8" pipe
30335	Bushing, 1/2 NPT x 3/8 NPT brass
02706	Bushing, 1/2" x 1/4" brass
01801	Bushing, 1/2" x 1/4" pipe
03991	Bushing, 1/2" x 1/8" brass

#	Description
11350	Bushing, 1/2" x 1/8" npt
01802	Bushing, 1/2" x 3/8" pipe
12746	Bushing, 1/2" x 3/8" pipe
02010	Bushing, 1/4" x 1/8" brass
01805	Bushing, 1-1/2" x 1-1/4" pipe
01804	Bushing, 1-1/4" x 1" pipe
28555	Bushing, 2 x 3/4 zinc
20574	Bushing, 3/4" x 1/2", ss
12748	Bushing, 3/4" x 3/8" pipe
12818	Bushing, 3/8" x 1/4"
03528	Bushing, 3/8" x 1/4" pipe (brass)
08763	Bushing, AVS blower sheave
11556	Bushing, const speed sprocket 162/4/6
25257	Bushing, flanged (order 2 per wheel)
06073	Bushing, P1 w/1 3/16 bore
06411	Bushing, pulley, elevator, 6"
06413	Bushing, pulley, elevator, 8"
11560	Bushing, satellite idler
27812	Bushing, spring, Pipe-Pro XL
01133	Bushing, w/wshr, HBC wheel
03637	Bushing, wheel CCB/SB
C	
28215	Cab Aero soda PSB3636HP 900D
28216	Cab Aero soda PSB4050HP 900D
28099	Cab Aerolyte PDN 3672A 900 CDC
28098	Cab Aerolyte PDN 4050A 900 CDC
28097	Cab Aerolyte PDS 3636A 600 CDC
24790	Cab Aerolyte PRH 3636A 600 RPH
24792	Cab Aerolyte PRH 3672A 900 RPH
24791	Cab Aerolyte PRH 4050A 900 RPH
25491	Cab Aerolyte PRH 6060A-G2 900 RPH
27049	Cab Bicarbonator soda, PSB2342B600
28432	Cab Bicarbonator soda, PSB3636B 600
28433	Cab Bicarbonator soda, PSB4050B 600
25861	Cab BNP 160 tumble basket, 2-gal
28403	Cab BNP 162 600 CDC opt-elec
24819	Cab BNP 162 600 RPH opt-elec
28405	Cab BNP 164 600 CDC opt-elec
28407	Cab BNP 164 900 CDC opt-elec
24822	Cab BNP 164 900 RPH opt-elec
27837	Cab BNP 166 900 CDC variable spd
24823	Cab BNP 166 900 RPH opt-elec
30085	Cab BNP 220P 900 230/3/60
30264	Cab BNP 220P 900 460V
28169	Cab BNP 220P 900 CDC, 230/3/60
24193	Cab BNP 220P 900 RPH, 230/3/60
28170	Cab BNP 220PM 900 CDC, 230/3/60
27455	Cab BNP 220PM 900 RPH, steel 230/3/60
30262	Cab BNP 220S 600 460V
28166	Cab BNP 220S 600 CDC, 115/1/60
28167	Cab BNP 220S 600 CDC, 230/3/60
24785	Cab BNP 220S 600 RPH, 115/1/60
30080	Cab BNP 220S 600, 115/1/60
30081	Cab BNP 220S 600, 230/3/60
28168	Cab BNP 220S 900 CDC, 230/3/60
19965	Cab BNP 220S 900 RPH, 230/3/60
30082	Cab BNP 220S 900, 230/3/60
28416	Cab BNP 220SM 900 CDC, steel 230/3/60
24429	Cab BNP 250 wetblast for aggr media
12951	Cab BNP 250 wetblast for gl beads
24743	Cab BNP 260 wetblast for aggr media
24742	Cab BNP 260 wetblast for gl beads

#	Description
28087	Cab BNP 55S 300 CDC 115/1/60
28088	Cab BNP 55S 600 CDC 115/1/60
28089	Cab BNP 55S 600 CDC 230/3/60
25490	Cab BNP 6012P 1200 RPH, 460/3/60
28395	Cab BNP 6012P 900 CDC, 460/3/60
25485	Cab BNP 6012P 900 RPH, 230/3/60
28394	Cab BNP 6012P 900CDC, 230/3/60
27461	Cab BNP 6012PM 1200 RPH3 460v
28392	Cab BNP 6012S 900 CDC, 230/3/60
28393	Cab BNP 6012S 900 CDC, 460/3/60
30263	Cab BNP 65P 600 460V
28094	Cab BNP 65P 600 CDC 115/1/60
24784	Cab BNP 65P 600 RPH, 115/1/60
30084	Cab BNP 65PM 900 230/3/60
28095	Cab BNP 65PM 900 CDC 230/3/60
27451	Cab BNP 65PM 900 RPH
30077	Cab BNP 65S 300 115/1/60
28091	Cab BNP 65S 300 CDC 115/1/60
30078	Cab BNP 65S 600 115/1/60
30079	Cab BNP 65S 600 230/3/60
30261	Cab BNP 65S 600 460V
28092	Cab BNP 65S 600 CDC 115/1/60
28093	Cab BNP 65S 600 CDC 230/3/60
30880	Cab BNP 65S 600 CDC less Rec. & Elec
28414	Cab BNP 65SM 900 CDC, steel 230/3/60
25516	Cab BNP 7212P 1200 RPH, 460/3/60
28398	Cab BNP 7212P 900 CDC, 230/3/60
28399	Cab BNP 7212P 900 CDC, 460/3/60
25512	Cab BNP 7212P 900 RPH, 460/3/60
27463	Cab BNP 7212PM 1200 RPH3 460v
25513	Cab BNP 7212S 1200 RPH, 230/3/60
28396	Cab BNP 7212S 900 CDC, 230/3/60
28397	Cab BNP 7212S 900 CDC, 460/3/60
25510	Cab BNP 7212S 900 RPH, 460/3/60
28391	Cab BNP DBL 220P 900 CDC, 230/3/60
27459	Cab BNP Dbl 220PM 1200 RPH3
28390	Cab BNP DBL 220S 900 CDC, 230/3/60
28389	Cab BNP DBL 65P 900 CDC, 230/3/60
27458	Cab BNP Dbl 65PM 1200 RPH3
28388	Cab BNP DBL 65S 900 CDC, 230/3/60
21159	Cab BNP Double 220P 900 RPH
21157	Cab BNP Double 220S 900 RPH
14380	Cab BNP Double 65S 900 RPH-2, 230/3/60
12548	Cab DCM 161 mini-tumble basket blaster
29793	Cab Pulsar 3D w/reclaim
23250	Cab Pulsar IX-P, 230/3/60
22747	Cab Pulsar IX-S, 230/3/60
28691	Cab Shop-Mate 2648 w/dust collector
29231	Cable retaining washer TK cable
29233	Cable retaining washer TN cable
22910	Cable, CMS-1 & 2 remote alarm, 50ft
29247	Cable, harness, PTT
29046	Cable, push to talk (PTT)
27405	Cable, safety, 1 1/2" to 4" OD
15012	Cable, safety, 1/2" to 1-1/4" OD
15013	Cable, safety, 1-1/2" to 3" OD
24615	Calibr cap (connector), CMS-3
29764	Calibr cap (connector), CMS-4
03597	Calibr connector asmbly, CMA
23011	Calibr connector asmbly, CMS-1 & ABL 402
22893	Calibr connector asmbly, CMS-2
24614	Calibr connector asmbly, CMS-3

#	Description	#	Description	#	Description
29767	Calibr connector asmbly, CMS-4	29658	Clamp, 1/2" ID HOSE	11631	Connector, 1/2" NPT strain relief
21380	Calibr kit w/gas, ABL 4021	02809	Clamp, 1/2" OD	19453	Connector, 1/2" polytuff 90
19576	Cam follower	02805	Clamp, 1-1/2" OD	19452	Connector, 1/2" polytuff straight
12724	Cap pipe 1" galv	25286	Clamp, 1-3/4 to 2-3/64 diam, bolt-on	02929	Connector, 1/2" sealtite straight
02014	Cap, abrasive trap, 1"	11580	Clamp, 162/4/6 door	11627	Connector, 1/2" x 90
24089	Cap, ACE valve	21270	Clamp, 1-7/16" OD	30320	Connector, 1/4 push lock tube bulkhead
29099	Cap, baseball, Clemco Ind L/XL	02817	Clamp, 2-1/2" OD	03429	Connector, 1/4" tube-1/4" pipe
29098	Cap, baseball, Clemco Ind S/M	02816	Clamp, 3" OD	20848	Connector, 1/4" x 5/16" tube wye
27809	Cap, drive, Pipe-Pro XL	12756	Clamp, 3/4" OD	01962	Connector, 1/8" brass hex
30876	Cap, flexible plastic, 3/16 ID x 1.5 LG	28678	Clamp, 3/8" pipe	11637	Connector, 3/4" sealtite straight
20829	Cap, rain, BClem 1-3/4"	11577	Clamp, 4" OD hose	11629	Connector, alum, strain relief
24204	CAP-1 outlet filter asmbly	02806	Clamp, 4-1/2" OD	28564	Connector, aux b/mach, W/B FLEX
22438	CAP-4 disconnect, 1/2" cl type	11578	Clamp, 5" OD hose	15819	Connector, bulkhead RPC/RPH
22452	CAP-4 inlet filter asmbly	00750	Clamp, 6" OD hose	10829	Connector, elec Lo-Profile female
22433	CAP-4 outlet filter less element	11576	Clamp, 8"OD hose	31146	Connector, elec Lo-Profile female, IP
21301	Cape, APL 20	02801	Clamp, air hose, Power Gun	10828	Connector, elec Lo-Profile male
04435	Cape, APL 60, red w/red inner collar	04237	Clamp, AVS 50 flapper valve	02705	Connector, hose for wetblast attachment
23818	Cape, APL 600, silver-grey w/red in-coll	28018	Clamp, band, 3/4" hose	31147	Connector, lo-profile male
28640	Carriage, 16" to 31", Pipe-Pro XL	10295	Clamp, cloth filter, ELS	13936	Connector, nylon, strain relief
28641	Carriage, 16" to 60" Pipe-Pro XL	12750	Clamp, Comet hose	08971	Connector, outlet, 3/4" maile, CAT/CCT
01131	Carriage, ctrg, HBC/SpinKote	28669	Clamp, drum, Shop-Mate vac DC	08833	Connector, outlet, CAT/CCT
08961	CAT cool-air tube body	28008	Clamp, filter bag, Shop-Mate vacuum DC	23131	Contact, N/C, red
04410	CAT cool-air tube with belt	00128	Clamp, gauntlet, ACDFM cab	23110	Contact, N/O, green
23825	CCAC ClemCool air cond w/belt	02302	Clamp, handhole 6 x 8	24644	Control asmbly with cord, SpinBlast HD-e
15515	CCB angled handle	30727	Clamp, Hose 2", MB Vacuum Systems	08835	Control lever, CCT
15512	CCB blast tube, 23"	30728	Clamp, Hose 3", MB Vacuum Systems	27874	Control panel, hopper sys, 230/3/60
15507	CCB boot clamp half	30729	Clamp, Hose 4", MB Vacuum Systems	27875	Control panel, hopper sys, 460/3/60
11433	CCB boot, long inside corner	30730	Clamp, Hose 5", MB Vacuum Systems	28495	Control panel, PDQ sys, 230/3/60
11434	CCB boot, long outside corner	30731	Clamp, Hose 6", MB Vacuum Systems	60233	Control Panel, reverse pulse, 2 valves
11432	CCB boot, long straight	30190	Clamp, J-hook, dustbin	61189	Control Panel, reverse pulse, 3 valves
15503	CCB boot, short straight	24780	Clamp, material hose	61192	Control Panel, reverse pulse, 4 valves
15509	CCB brush, inside corner	05810	Clamp, RLX switch cord	61194	Control Panel, reverse pulse, 6 valves
15510	CCB brush, outside corner	11579	Clamp, toggle	28016	Control panel, sweep-in belt 230/3/60
15511	CCB brush, short straight	30732	Cleaning Unit, type ACU-2 * MB Systems	28017	Control panel, sweep-in belt 460/3/60
11183	CCB gasket, connection elbow	30733	Cleaning Unit, Type B* MB Systems	27876	Control panel, sweep-in M 900 230/3/60
15506	CCB gimbal ring	11978	Clevis pin for airle	27877	Control panel, sweep-in M 900 460/3/60
15513	CCB handle clamp	20842	Clevis pin, 1/2", FlatTrak	02024	Control unit asmbly, 800/800A
15532	CCB handle grip, 5"	04897	Clevis w/cotter pin, SB	02031	Control unit button
15540	CCB handle grip, 9-1/4"	30734	Clip, door, MB750-5000	02037	Control unit rebuild kit
11221	CCB hose reducer, 3" to 2"	30735	Clip, top hatch, MB750-5000	02029	Control unit, 900/900A
10332	CCB hose, 2" vacuum, per ft	23017	CO Monitor CMS-1 Pkg w/conn & gas, 120v	10834	Control whip, 5 ft, lo-profile
10286	CCB hose, 3" vacuum, per ft	23012	CO Monitor CMS-1, instr only, wall-mt, 1	02524	Control whip, 5 ft, twist-lock
15504	CCB nut ring, four piece	22894	CO Monitor CMS-2 Pkg w/conn & gas, 120v	20485	Control, A200, 1 hp max, 120v
15505	CCB pivot ring	25024	CO Monitor CMS-2 Pkg w/conn & gas, 12v	22979	Conv kit, 02066 to Sentinel
15516	CCB retaining ring	22892	CO Monitor CMS-2, instr only, 120v	12518	Conv kit, 600 cfm suct to pr reclaimr
15514	CCB straight handle	25072	CO Monitor CMS-2, instr only, portable,	12517	Conv kit, 900 cfm suct to pr reclaimr
15502	CCB vacuum housing	29765	CO Monitor CMS-4 MONITOR PACKAGE	27621	Conv kit, abr mtrg valve Aqv to Aqv-H
15520	CCB wheel ring	C0321	CO Monitor CMS-4 Promotion Package	20579	Conv kit, BNP250 pump, slurry to diaphr
03636	CCB wheel, steel	29766	CO Monitor CMS-4, instr only, in-resp,	23477	Conv kit, CPF-20 to CPF-80
08825	CCT body	30331	Coil, 3-way solenoid	13311	Conv kit, glove adaptor (pair)
08834	CCT body housing	01124	Collar set, ctrg, HBC/Spin-Kote	22680	Conv kit, HP to LP for APL 20
04411	CCT climate-control with belt	27807	Collar, carriage, Pipe-Pro XL	22079	Conv kit, HP to LP for APL HELMETS
21422	CFC const flow conn w/belt, HP	08740	Collar, inner, APL 60	24761	Conv kit, INEX 300 cfm reclaimr
21777	CFC const flow conn w/belt, LP	13890	Collar, replcmt gun Super Comet	22690	Conv kit, LP to HP for APL 20
21415	CFC const flow conn, HP, w/o belt	25866	Collar, split, BNP-160	22551	Conv kit, MLNM ACS, 4 & 6 cf
21429	CFC const flow conn, LP w/o belt	12542	Comet suction blaster, electr 115v/1/60	21679	Conv kit, MLNM pneu-120v, 4&6 cf
12430	Chain, roller, #40, per ft	12547	Comet suction blstr, el 220/230v/1/50	21678	Conv kit, MLNM pneu-12v, 4&6 cf
23871	Circuit board, pulse seq 6-ch (Dwyer)	23771	Conditioner Pre-treat, 40-lb bag	28047	Conv kit, Pipe-Pro XL for pipe 32"-60"
15746	Circuit board, pulse seq, 10-channel	29196	CONE ASSEMBLY, COMET HOPPER	21660	Conv kit, Pulsar suction to pressure
23872	Circuit board, pulse seq, 10-channel (ea)	11632	Connector, 1" straight compress	29255	Conv Kit, PWR Gun w/16' Wtr Hose
10261	Circuit board, pulse seq, 3-channel	11620	Connector, 1" water-tite	29339	Conv kit, PWR Gun w/30' Wtr Hose
15745	Circuit board, pulse seq, 6-ch (Ametek)			28962	Conv Kit, Recl 300 CFM to Pull-Thru
25934	Clamp asmbly, ground, GBBU			28963	Conv kit, Recl 600 CFM to Pull-Thru
30189	Clamp assembly, reclaimr door			28964	Conv kit, Recl 900 CFM to Pull-Thru
27763	Clamp set, 12v battery, Beacon				

ALPHA LISTING

#	Description
28629	Conv kit, recl, 600, push- to pull-thru
28630	Conv kit, recl, 900, push- to pull-thru
30995	Conv kit, reclamer screen #4.5
21280	Conv kit, reclamer screen #8
22849	Conv kit, Sentinel coarse to fine
22848	Conv kit, Sentinel fine to coarse
07682	Conv kit, TLR-100/300 ACS
02201	Conv kit, TLR300 pneu-110v elec
02202	Conv kit, TLR300 pneu-12v elec
29234	CONVEYOR BELT SPLICE REPL KIT
10836	Cord, 100 ft 16/2, Lo-profile
31149	Cord, 100ft (lo-profile), pro series
27766	Cord, 120v power, 4 ft
10831	Cord, 12vdc supply pigtail, Lo-Prof
06167	Cord, 300 ft extension 14/2
10833	Cord, 5 ft 16/2, Lo-Profile
10835	Cord, 50 ft 16/2, Lo-profile
10847	Cord, 50 ft w/ACS switch (lo-profile)
31148	Cord, 50ft (lo-profile), pro series
19528	Cord, ACS extn, 100ft w/twist-lok
15138	Cord, ACS extn, 50 ft w/twist-lok
02204	Cord, extension 14/2, 50 ft
31168	Cord, extn,50ft w/twist-lok, pro series
02216	Cord, supply, with connectors, 5 ft
27998	Cord, u-ground power, 8 ft
20843	Cotter, FlatTrak 1/2" clevis pin
04065	Counterweight, AVS
04337	Coupler, AVS hose end, 2"
04338	Coupler, AVS hose end, 3"
04339	Coupler, AVS hose end, 4"
04340	Coupler, AVS hose end, 5"
04341	Coupler, AVS, 6" hose
01856	Coupling, 1" compression
01830	Coupling, 1" pipe
11086	Coupling, 1/2" compression
13232	Coupling, 1/8" npt galv
01857	Coupling, 1-1/4" compression
01095	Coupling, 1-7/8" OD x 1-7/16"
01833	Coupling, 2" pipe
13236	Coupling, 3" pipe
30736	Coupling, Suction hose 3" MB750
30737	Coupling, Suction hose 4" MB1600
30738	Coupling, Suction hose 5" MB2000,MB3000
30739	Coupling, Suction hose 6" MB4000,MB5000
08774	Coupling, victaulic, 6" w/gasket, AVS
13583	COUPLING-BNP-A-250 KIT
03104	Cover asmbly for 24" mach w/flange
02582	Cover asmbly for 24" mach w/o flange
12972	Cover for track, 6060
06451	COVER PLATE 13.75 X 39.50
23695	Cover plate, CDF cartr
10787	Cover plate, receptacle, INEX
22926	COVER PLATE-EXHAUST, PULSAR
03107	Cover, 10" dia blast machine
02334	Cover, 14" dia blast machine
02335	Cover, 16" dia blast machine
20358	Cover, 20" dia blast machine
02336	Cover, 24" dia blast machine
02337	Cover, 30" dia blast machine
28651	Cover, b/mach, 36", Painted
05644	Cover, BClem tank
30278	Cover, Bi-Carb Pot, Painted
15097	Cover, blast mach, 45" x 54" poly

#	Description
15143	Cover, blast mach, 45" x 68" poly
22620	Cover, clean out, MQV
31153	Cover, cleanout
21317	Cover, cylinder, AQV
30201	Cover, interlock switch
25879	Cover, motor, for BNP160 & DCM161
03995	Cover, plastic, 900/900A
03557	CPF base bracket
03584	CPF cap, single outlet
08942	CPF gasket and o-ring kit
03585	CPF gauge kit, single outlet
03594	CPF regulator
03582	CPF regulator kit, single outlet
00595	Cplg, air hose, Power Gun
10806	Cplg, CF (brass) 1-1/4" thrd w/ 3" npl
00551	Cplg, CF (brass) for 1-1/4" npl
24197	CPLG, CF (BRASS) W/16 1/2" NIPPLE
00561	Cplg, CF-12 (BRASS), for 1-1/2" thrd npl
00553	Cplg, CF-2 (brass), for 1-1/2" thrd npl
21733	Cplg, CF-2C (brass) w/ 6-1/2" nipple
00555	Cplg, CF-3 (brass), for 2" thrd npl
27720	Cplg, CF-4C (brass) w/ 12" nipple
21734	Cplg, CF-4C (brass) w/ 8" nipple
21735	Cplg, CF-6C (brass) w/ 10" nipple
00558	Cplg, CFA-1/2 (alum), for 1/2" thrd npl
00556	Cplg, CFA-3 (alum), for 2" thrd npl
00559	Cplg, CFA-3/4 (alum), for 3/4" thrd npl
07715	Cplg, CFP-2 (nyl), 1-1/2" thrd w/o npl
00563	Cplg, CQ-1 (brass), 1-1/2" OD
00567	Cplg, CQ-12 (brass), 2-3/8" OD
00564	Cplg, CQ-2 (brass), 1-7/8" OD
00565	Cplg, CQ-3 (brass), 2-3/32" OD
00566	Cplg, CQ-4 (brass), 2-3/8" OD
00568	Cplg, CQA-1 (alum), 1-1/2" OD
00599	Cplg, CQA-1/2 (alum), 13/16"OD
00574	Cplg, CQA-12 (alum), 2-3/8" OD
00569	Cplg, CQA-2 (alum), 1-7/8"OD
00570	Cplg, CQA-3 (alum), 2-3/32" OD
00573	Cplg, CQA-4 (alum), 2-3/8" OD
08412	Cplg, CQP-1 (nyl), for 1-1/2" OD hose
21711	Cplg, CQP-2 (nyl), 1" ID
08414	Cplg, CQP-3 (nyl), for 2-3/32" OD hose
07714	Cplg, CQP-4 (nyl), 2-3/8" hose
21088	Cplg, CQPS-1 (nyl), supa
08413	Cplg, CQPS-2 (nyl), for 1-7/8" OD hose
11395	Cplg, CQPS-3/4 (nyl), for 1-5/16" OD sup
00594	Cplg, female, 1/2"
02162	Cplg, hydraulic hose, 1/4" brass
00591	Cplg, male, 1"
01851	Cplg, std pipe, 1/4", black iron
24232	Cplg, steel, 1-1/2 BSP thread
01835	Cross, 1" std pipe
10254	Cross, 1/2" pipe
23530	Curtain set black, 55 cabs
27746	Curtain set black, BNP 7212
22373	Curtain set black, BNP600, 12x19 window
25397	Curtain set black, BNP600, 20x30 window
22374	Curtain set black, BNP720, 12x19 window
25403	Curtain set black, BNP720, 20x30 window
25521	Curtain set black, BNP7212, 20x30 window

#	Description
23534	Curtain set black, Dbl 220 cab
23533	Curtain set black, Dbl 65 cab
23531	Curtain set black, III/65 cabs
25086	Curtain set black, III-E/65E ergo cabs
22998	Curtain set black, Pulsar IX
23532	Curtain set black, VI/220 cabs
25087	Curtain set black, VI-E/220E ergo cabs
27745	Curtain set white BNP 7212
23540	Curtain set white, 55 cabs
27767	Curtain set white, BNP 6012
23528	Curtain set white, BNP600, 12x19 window
25398	Curtain set white, BNP600, 20x30 window
23529	Curtain set white, BNP720, 12x19 window
25404	Curtain set white, BNP720, 20x30 window
23544	Curtain set white, Dbl 220 cab
23541	Curtain set white, III/65 cabs
25088	Curtain set white, III-E/65E ergo cabs
23542	Curtain set white, VI/220 cabs
25089	Curtain set white, VI-E/220E ergo cabs
14247	Curtain, back 220/Pulsar VI & VI-P
14335	Curtain, back BNP 50
14318	Curtain, back BNP 55
14243	Curtain, back BNP 65/Pulsar III
14245	Curtain, door 220/Pulsar VI & VI-P
14320	Curtain, door BNP 55
14244	Curtain, door BNP 65/Pulsar III
27384	Curtain, door, GBBU
14246	Curtain, front 220/Pulsar VI & VI-P
14334	Curtain, front BNP 50
14242	Curtain, front BNP 65/Pulsar III
27385	Curtain, front, GBBU
27383	Curtain, rear, GBBU
24683	CURTAIN, SIDE EXT, BLACK 220E/VI-E
24682	CURTAIN, SIDE EXT, BLACK 65E/IIIE
05588	Cyclone asmbly, AVS
30719	Cyclone, CY3, Pre-Separator, MB750
30721	Cyclone, CY5, Pre-Separator, MB2000
30722	Cyclone, CY6, Pre-Separator, MB3000-5000
24489	Cylinder for 600/720 door
22000	Cylinder w/mount kit, C/D module
60412	Cylinder, 17" stroke
24488	CYLINDER, AIR, 55" STROKE
19261	Cylinder, air, M-section transition
28722	Cylinder, cross drive module
11649	Cylinder, vertical lift door A-200

D

19382	Damper asmbly, 600 cfm, 6"
19511	Damper, 12/1800 cfm 8" outlet
19512	Damper, 12/1800 cfm w/muff adpt
19514	Damper, 25/3600 cfm w/muff adpt
19058	Damper, 2500/3600 cfm 10" outlet
11677	Damper, 300 cfm 5" exh outlet
23605	Damper, 600 cfm 6" exh outlet
22340	Damper, 900 cfm 7" exh outlet
18414	Damper, 900 cfm, RP
25860	Damper, inlet, BNP-160
27818	Deflector, carbide, Pipe-Pro XL
29792	DESKTOP CABINET ASSEMBLY W/O RECLAIM

#	Description
29906	DESKTOP CABINET LEFT HAND GLOVE
29905	DESKTOP CABINET RIGHT HAND GLOVE
100017	Diaphr piston guide, S/King
24090	Diaphr plate, ACE valve
05071	Diaphr repl kit, pinch tube vlv
02044	Diaphr washer, 1" air valve
02045	Diaphr, 1" air valve
06149	Diaphr, 1" outlet valve
22563	Diaphr, 1/2" media valve, LMV
02511	Diaphr, 1/2" outlet valve
02058	Diaphr, 1-1/4" air valve
100016	Diaphr, outlet valve, RMS
28160	Diffuser, 20-degr, Beacon
24079	Disc plate, ACE valve
02046	Disc retainer, 1" air diaphr vlv
24077	Disc retainer, ACE valve
22820	Disc, felt, AQV
21834	Disconnect, 3/8" NPT
00025	Disconnect, fem x 1/4" fem thrd
01060	Disconnect, fem x 3/8" hose
08449	Disconnect, male x 1/4" fem thrd
00015	Disconnect, male x 1/4" male thrd
25563	Discs, sensor cover, 10-pk
27985	Dispenser, window lens, Shop cab
25215	DLX kit for APL20
25189	DLX kit for APL600
25182	DLX pad, middle - for APL20 & 600
25187	DLX pad, side -black/blue, sm head sizes
25183	DLX pad, side -black/grey, most head siz
25218	DLX pad, side, APL20
25216	DLX pad, top, APL20
25181	DLX pad, top, APL600
25219	DLX web, APL20
25184	DLX web, APL600
12246	Door asmbly, BNP162
12247	Door asmbly, BNP164
12248	Door asmbly, BNP166
30592	Door assembly, Pulsar Plus 55 Left
30593	Door assembly, Pulsar Plus 55 Right
30459	Door assembly, reclaimer
21854	Door guides, LH rear/RH front
20563	Door kit, blast room mandoor
11873	Door latch asmbly pre-1992
25558	Door lock, time-delay (Dbl suction cabs)
24164	Door lock, time-delay, 1-door mini-blast
24163	Door lock, time-delay, for 2-door 1-sta
30636	Door only, 14" x 18" manway
16734	Door seal back-up, 600/720
14436	Door seal, 600/720
22988	Door set, BNP 600 addl on left side
25265	Door set, BNP 6012 addl on left side
22989	Door set, BNP 720 addl on left side
25467	Door set, BNP 7212 addl on left side
24967	Door w/slide, BNP 160
20074	Door, bullet-hinge, left, 220/Pulsar VI
20068	Door, bullet-hinge, left, 55
20070	Door, bullet-hinge, left, 65/Pulsar III
23204	Door, bullet-hinge, left, Pulsar IX
20073	Door, bullet-hinge, right, 210
20075	Door, bullet-hinge, right, 220/Pulsar VI
20067	Door, bullet-hinge, right, 50
20069	Door, bullet-hinge, right, 55
20071	Door, bullet-hinge, right, 65/Pulsar III
23203	Door, bullet-hinge, right, Pulsar IX
14281	Door, dust coll, w/hinges - 3,6,900 cfm

#	Description
14325	Door, full-hinge, left 65
14289	Door, full-hinge, left, 210
14283	Door, full-hinge, left, 220
12249	Door, full-hinge, left, 50
14284	Door, full-hinge, right, 220
14326	Door, full-hinge, right, 65
02441	Door, inspection, 6 x 8
14282	Door, lower DF dust, with hinges
23613	Door, pass-thru, left, 220/Pulsar VI
23611	Door, pass-thru, left, 65/Pulsar III
20072	Door, pass-thru, left, BNP 210, bullet h
23612	Door, pass-thru, right, 220/Pulsar VI
23610	Door, pass-thru, right, 65/Pulsar III
24787	Door, vert lift, rt,air-powered BNP6012
24789	Door, vert lift, air-powered BNP7212
21850	Door, vert lift, left, 220/Dbl 220
21855	Door, vert lift, left, BNP65/Dbl 65
21879	Door, vert lift, left, Pulsar III
21917	Door, vert lift, left, Pulsar VI/VI-P
21852	Door, vert lift, right, BNP 220/Dbl 220
21857	Door, vert lift, right, BNP 65/Dbl 65
21890	Door, vert lift, right, Pulsar III
21922	Door, vert lift, right, Pulsar VI/VI-P
24786	Doors, moved to left side BNP6012
24788	Doors, moved to left side BNP7212
23814	Do-rag, Clemco
01322	Drain asmbly, auto, air filter (N)
01331	Drain asmbly, MD, air filter (N)
04463	D-ring with clip
24906	Drive DC 3/4hp 115v AC w/knob
20109	Drive pin, grooved, foot pedal
05827	Drive shaft, elevator
21453	Drive, SCR, 120V 1/4HP
27758	Driver, 120v to 12v, Beacon
22331	Drum divider kit, fact inst
22332	Drum divider kit, field inst
06805	Drum shaft, 1" x 33-1/4"
23417	Drum, dust 3.5 gallon capacity
06804	Drum, perf plate, 3/16" holes
29334	DRUM, STEEL W/LID 16 GALLON
28002	Drum, upper, Shop-Mate vac D/C
20418	Drum/collection container, ELS
25953	Dryer, air 1-in, GBBU
11500	Dust bag, 12" x 28" (each)
00740	Dust bag, 18" x 20" (each)
11506	Dust bag, 3" x 20"
21083	Dust bag, 4 cf ELS/AWAC
06646	Dust bag, 4" x 126" long
04024	Dust bag, AVS 4000, 4" x 31-1/4"
11501	Dust bag, cab, 300 cfm, 16-1/2" x 48"
11502	Dust bag, cab, 600/900 cfm 16-1/2" x 72"
06630	Dust bag, S-hook
06618	Dust bag, S-hook special
11648	Dust coll door cylinder
24029	Dust coll sump, Pulsar VI
28254	Dust coll, CDC-1-300 w/exh 1ph
28251	Dust coll, CDC-1-300, less exh
28255	Dust coll, CDC-1-600 w/exh 1ph
28240	Dust coll, CDC-1-600 w/exh 3ph
28252	Dust coll, CDC-1-600, less exh
28453	Dust coll, CDC-1-900 w/exh 1ph
28256	Dust coll, CDC-1-900 w/exh 3ph
28253	Dust coll, CDC-1-900, less exh
29056	Dust coll, CDC-600 IND'L 1PH

#	Description
29057	Dust coll, CDC-600 IND'L 3PH
29055	Dust coll, CDC-900 INDUSTRIAL
20416	Dust coll, RP for ELS
15804	Dust coll, RPC-2 600 cfm, 1 hp, 115v
15939	Dust coll, RPC-2 600 cfm, 1 hp, 230v
20526	Dust coll, RPC-2 900 cfm, 2 hp, 230v
20527	Dust coll, RPH-2 600 cfm, 1 hp, 115v
20528	Dust coll, RPH-2 600 cfm, 1 hp, 230v
20529	Dust coll, RPH-2 900 cfm, 2 hp, 230v
60424	Dust coll, RPH-2 900, 2hp, 230v, 24V PLC
60666	Dust coll, RPH-2-6 1hp, 230v, 24v PLC
20530	Dust coll, RPH-3 1200 cfm, 5 hp, 230v
60951	Dust coll, RPH-3-1200 5hp, 230v, 24V PLC
20531	Dust coll, RPH-4 1800 cfm, 7.5 hp, 230v
60594	Dust coll, RPH-4-1800 7.5hp 230v 24V PLC
20532	Dust coll, RPH-6 2500 cfm, 10 hp, 230v
60633	Dust coll, RPH-6-2500 10 hp 230v 24V PLC
20533	Dust coll, RPH-8 3600 cfm, 15 hp, 230v
28867	Dust coll, Shop-Mate
14274	Dust drawer, 300 DF
14275	Dust drawer, 600 DF
14276	Dust drawer, 900 DF
23411	Dust drum asmbly, 3.5 gal
15670	Dust drum lid adaptor, 30-gal, RPH
22947	Dust drum lid adaptor, 55-gal, 16" inl
06633	Dust drum lid adaptor, 55-gal, 6" inl
21284	Dust drum lid asmbly, 30 gal, AWAC
15668	Dust drum, 30-gal
10796	Dust drum, 55-gal
28250	Dust drum, 5-gal
23419	Dust lid & lock ring (pull 2 parts)
11503	Dust tube, 3-1/2" x 64", DF
04248	Dust tube, AVS 50 filter
30185	Dustbin assembly, includes wheels

E

23886	Ear muffs for APL helmets w/web susp
00814	EDM abrasive container
00781	EDM abrasive container latch
00771	EDM abrasive hose
00775	EDM air hose asmbly
00808	EDM aluminum pipe npl
00758	EDM angle attachment
00778	EDM baffle asmbly
00761	EDM blast head
00767	EDM blast head npl
00765	EDM blast jet
00782	EDM container latch hook
00785	EDM dust bag
00755	EDM edge attachment
00784	EDM exh tube w/wire form
00805	EDM eyelet, brass
00774	EDM ferrule
00759	EDM flat lip attachment
00766	EDM jet gskt, .675" OD x .475" ID
00770	EDM main body
00757	EDM master adaptor
00763	EDM nozzle, 3/8" steel
00754	EDM nozzle, 3/8" tungsten carbide
00810	EDM npl and grip asmbly
00769	EDM o-ring

ALPHA LISTING

#	Description
00796	EDM retaining ring
00807	EDM retaining ring
00756	EDM serrated attachment
00803	EDM spring, 5/32" ID x 1-1/4"
00797	EDM spring, 9/32" ID x 1-1/2"
00762	EDM standard adaptor
00776	EDM suction jet
00768	EDM swivel connector
00815	EDM swivel nut & insert asmbly
00789	EDM valve body
00792	EDM valve bushing
00793	EDM valve bushing gasket
00811	EDM valve handle/yoke asmbly
00798	EDM valve stem
00799	EDM washer
00804	EDM washer
00795	EDM washer, 17/64" ID x 1/2" OD
00800	EDM washer, brass .80" OD x 1/8"
00806	EDM washer, brass 1/2" ODx 1/32
00802	EDM washer, brass 9/16"ODx 3/64
00753	Educt-O-Matic attachment set
00751	Educt-O-Matic, complete
00752	Educt-O-Matic, less attachments
01775	Elbow, 1" 90 street
01782	Elbow, 1" pipe 45 degr
01768	Elbow, 1" pipe 90
01766	Elbow, 1/2" pipe 90
06373	Elbow, 1/4" brass 90
02027	Elbow, 1/4" brass street
12708	Elbow, 1/4" galv
08869	Elbow, 1/4" male, CAT/CCT
02513	Elbow, 1/4" npt x 3/16" hose, brass
03085	Elbow, 1/8" 90 Deg Male
03993	Elbow, 1/8" brass street
01776	Elbow, 1-1/4" 90 street
01769	Elbow, 1-1/4" pipe 90
01729	Elbow, 3/4" pipe 90
28677	Elbow, 3/8 pipe 90 deg m-m
12707	Elbow, 3/8" galv street
10792	Elbow, 90 degr, 2" x 16ga wall
10179	Elbow, 90 degr, 3" x 16ga wall
03595	Elbow, 90 str, 3/8" pipe, brass
15518	Elbow, connection, CCB
22376	Elbow, M-sect transition, 900 cfm 6"
21079	ELS-2-290 w/RP dust coll
21080	ELS-4-290 w/RP dust coll
10812	Epoxy for CFP-P coupling
23916	Exhaust hose kit, Pulsar VI-P
13050	Exhauster asmbly, 300 cfm
19189	Exhauster asmbly, remote mount
27794	Extension, 12", Pipe Pro XL leg
27795	Extension, 26", Pipe Pro XL leg
27793	Extension, 6", Pipe Pro XL leg
24647	Extension, nozzle, 12", set of 2
25118	Extension, nozzle, 6", set of 2
27806	Extension, rail, Pipe Pro XL, each
04076	Extrusion, 3/8" U-chan, per ft
18460	Extrusion, trim edge, per ft
24492	EYE BRACKET, AIR CYLINDER
00430	EYEBOLT, 3/8 -1 THD SX 1 1/4 SHANK
13421	Eyebolt, 5/8"

F

02637	Feed asmbly, AC, ACD & AFM
06088	FF anti-sway bar kit

#	Description
05885	FF arm adjusting screw, 5/8" dia
06093	FF arm bushing
06094	FF block bushing
06092	FF block w/bushing
06024	FF bushing 33/64" ID x 3/4" OD
06011	FF bushing, screw section
06209	FF cam follower
06095	FF cam shaft sprocket w/bushing
06102	FF chain connecting link, #40
06151	FF chain coupling cover
06078	FF chain coupling w/cover
06098	FF chain hanger kit bearing
05883	FF connect arm, 3/4" bushings
05887	FF connect block LH, 3/4" bushing
05937	FF double chain hanger kit
05939	FF double chain support bar
06029	FF drive box bumper pad asmbly
06048	FF drive box bushing
06026	FF drive box cam asmbly
06054	FF drive box cam follower bearing
06090	FF drive box connect arm asmbly
06056	FF drive box frame weldment
06049	FF drive box hex access plug
06051	FF drive box link arm rod
06036	FF drive box link asmbly w/bushing
06044	FF drive box spreader, w/spacer
06047	FF drive box thrust sprc 27/32"OD
05893	FF idler sprocket asmbly
05890	FF pan drive arm w/ 3/4" bushings
06053	FF pan drive arm w/bushing
06085	FF pan drive link dust boot
06099	FF pan hanger bearing spacer
06109	FF pillow block bearing, 1-1/2"
05882	FF roller chain, #50 - 42 pitch
06069	FF screw section coupling shaft
06066	FF screw section redi-change
06097	FF single chain hanger kit
12436	Filler strip, window gasket, per ft
22807	Filter asmbly, HEPA, Pulsar - OLD STYLE
21836	Filter asmbly, intake
28009	Filter bag, Shop-Mate cab D/C
21269	Filter basket kit, clamp ring retro
30825	Filter bowl w/O-ring and manual drain
15030	Filter cartr, 2" OD x 2-5/8"
25874	Filter cartr, 8 X 16, BNP-160
15544	Filter cartr, 9 x 13, top removal
25967	Filter cartr, Bicarbonator, 13x30, 600
25085	Filter cartr, Bicarbonator, 9 x 26, 300
28259	Filter cartr, CDC-1-900, 13" x 52"
23744	Filter cartr, CDF, 14" x 26"
03547	Filter cartr, CPF
20444	Filter cartr, ELS, 9" dia x 24"
11094	Filter cartr, INEX coll, 6.5" L
20098	Filter cartr, INEX coll, 8" L
23757	Filter cartr, Inex dust coll
25158	Filter cartr, MB9
22556	Filter cartr, polyester
19121	Filter cartr, Pulsar, 13" x 30"
19122	Filter cartr, Pulsar, 9" x 26"
15673	Filter cartr, RP, 13" x 26"
15781	Filter cartr, RPC/RPH, 13" x 36"
30187	Filter Cartridge Pulsar Plus 3, 9x26
30241	Filter Cartridge Pulsar Plus 6, 13x30
03986	Filter element, 1/2" remote for 03987
30826	Filter element, 5 micron, 1" filter

#	Description
30824	Filter element, 5 micron, 1/2" filter
01287	Filter element, air filter (N)
01292	Filter element, air filter (N), 50 mic -
22418	Filter element, air filter (S), 1" AD/MD
22368	Filter element, air filter (S), 1-1/2" A
23014	Filter element, CMS-1
22921	Filter element, CMS-2
23749	Filter element, for 23748 in-line coales
22502	Filter element, HEPA 24"x24"x12"
04381	Filter kit, ACV
31093	Filter lubricator assembly
12481	Filter material, 12.5sq ft/pc
21830	Filter media, intake
08983	Filter screen kit, CAT/CCT
05617	Filter w/auto drain, 1/4" (remotes)
30427	Filter, 1" auto-drain with O-rings
11689	Filter, 1/2"
03987	Filter, 1/2" - 20 micron
30326	Filter, 1/2" manual-drain with O-Rings
27618	Filter, 1/4" NPT
02545	Filter, 1/8" - 20 micron
25870	Filter, 3/8 NPT, BNP-160
11687	Filter, 7.5" x 7.5" x 2"
22425	Filter, air (MS), 1" AD (SMC)
22424	Filter, air (MS), 1" MD (SMC)
24736	Filter, air (MS), 1" MD (SMC)
21684	Filter, air (MS), 1/2" auto drain
01308	Filter, air (MS), 1/2" manual drain
01282	Filter, air (MS), 1-1/2" AD (Nor)
22364	Filter, air (MS), 1-1/2" AD (SMC)
01284	Filter, air (MS), 1-1/2" MD (Nor)
22363	Filter, air (MS), 1-1/2" MD (SMC)
01283	Filter, air (MS), 2" AD (Nor)
01285	Filter, air (MS), 2" MD (Nor)
27990	Filter, air, 3/8"
00148	Filter, air, ACD inlet 10" x10"
22540	Filter, breathing air, CPF 20 fact-inst
03577	Filter, breathing air, CPF 20 w/o reg
03578	Filter, breathing air, CPF 20 w/reg
03527	Filter, breathing air, CPF 80 - 4 outlet
25564	Filter, charcoal, CMS-3, 5-pk
23108	Filter, coalescent, hi-volume, 800 cfm
23748	Filter, coalescent, in-line 200 cfm
23627	Filter, HEPA asmbly, 1200 cfm
28974	Filter, HEPA asmbly, 300cfm
23625	Filter, HEPA asmbly, 600 cfm
23626	Filter, HEPA asmbly, 900 cfm
27394	Filter, HEPA asmbly, GBBU
28618	Filter, HEPA, Easy Load
24588	Filter, HEPA, Easy Load Systems
29868	FILTER, HYDROPHOIC, CMS-4 CO MONITOR
14047	Filter, INEX air inlet
23415	Filter, in-line 1/4" OD tube
28039	Filter, in-line, 1/4 m/f
20438	Filter, magnehelic line
28619	Filter, pre, Easy Load HEPA
21383	Filter, rplcmnt, ABL 4021
30741	Filter, cartridge MB1600,2000,4000,5000
30740	Filter, cartridge MB750,3000
05530	Filter/regulator, 1/2" with gauge
11690	Filter/regulator, 3/8" w/gauge
11734	Fitting (brass), tee all ends
28042	Fitting kit, exhaust, Pipe-Pro XL
28043	Fitting kit, inlet, Pipe-Pro XL

#	Description	#	Description	#	Description
11721	Fitting, 1" barb stem	20786	FlatTrak cylinder cover	30240	Gasket, 600 cfm exhaust damper
11720	Fitting, 1" m-npt / 1" m-flare	21437	FlatTrak cylinder, primary drive	11762	Gasket, 600 DF inlet plate
11719	Fitting, 1" swivel & barb	20433	FlatTrak drive cylinder asmbly	11747	Gasket, 600 reclaimr inlet 4"
30323	Fitting, 1/2" BSPT x 1/2" JIC	20413	FlatTrak drive cylinder boot kit	11779	Gasket, 600 reclaimr inlet, 5"
11722	Fitting, 1/2" male brass push-loc	20845	FlatTrak elbow, 1/4" x 5/16" tube	29631	Gasket, 600 RL Reclaim
11351	Fitting, 1/2" pipe x 1/2" flare	20759	FlatTrak elevator extension	11759	Gasket, 900 reclaimr inlet 6"
11723	Fitting, 1/2" swivel & barb	20820	FlatTrak end beam, 18" cross trk	02434	Gasket, abrasive trap screen
02193	Fitting, 1/4" cross brass	20823	FlatTrak end channel, primary 36"	30449	Gasket, Adh-Backed 5/16 x 1/2
05605	Fitting, 1/4" npt bulkhead	20858	FlatTrak fitting, 1/2" bulkhead	00189	Gasket, adh-bk 5/16" x 3/4", per ft
11737	Fitting, 1/4" NPT x 1/4" OD TUBE PUSH	20850	FlatTrak flow control valve	00186	Gasket, adh-bk, 3/16" x 1", per ft
11685	Fitting, 1/4" npt x 3/8" OD elbow male	20852	FlatTrak manifold, blanking nut	00187	Gasket, adh-bk, 5/16" x 1", per ft
11738	Fitting, 1/4" OD x 1/4" npt elbow	20849	FlatTrak pressure switch	00185	Gasket, adh-bk, 5/32" x 1/2", per ft
22924	Fitting, 1/4" OD, CMS-2	20844	FlatTrak rod end, female thread	00192	Gasket, adh-bk, 5/32" x 3/4", per ft
30178	Fitting, 1/4" pipe x 3/16" ID hose barb	20830	FlatTrak roller asmbly	00191	Gasket, adh-bk, 7/16" x 3/4", per ft
15703	Fitting, 1/4" tube x 1/8" npt	20765	FlatTrak roller plate	22371	Gasket, air filter, (S), 1-1/2" AD/MD
19570	Fitting, 1/8" bulk head	20838	FlatTrak tubing, 5/32" OD, per ft	21041	Gasket, APL 20 lens frame
11214	Fitting, 1/8" npt x 1/4" tube, 290 PSI	20857	FlatTrak valve, 4-way	99996	Gasket, APL 20 window
02827	Fitting, 1/8" pipe elbow x 3/16hose	20789	FlatTrak vane, long conv 14-5/8	04452	Gasket, APL 50/60 window
22778	Fitting, 1-1/4" hose x jic	20791	FlatTrak vane, long prim 32-3/16	23819	Gasket, APL 600 window
22529	Fitting, 1-1/4" m-npt / 1-1/4" m-flare	20788	FlatTrak vane, shrt conv 3-9/16	04061	Gasket, AVS flapper valve
19188	Fitting, 3/4 x 90 swivel	20790	FlatTrak vane, shrt prim 12-7/16	29772	GASKET, BATTERY RETAINER, CMS-4
30432	Fitting, 3/4" NPT x 1/2" JIC	30881	FLOOD LIGHT-LED, 40W, 120V	05011	Gasket, BClem inspection door
22843	Fitting, 3/8" male branch brass	21376	Flow meter, CMS 1, 2 & ABL 4021	20184	Gasket, BClem manway
11712	Fitting, 3/8" male pipe	12484	Foam, 1/2", sound, per square ft	27817	Gasket, blast head, Pipe Pro XL
31097	Fitting, 3/8" MNPT x 1/4" OD tube	29447	Foot pad	13426	Gasket, blast hose 600/720/6060
11736	Fitting, 3/8" OD x 1/4" npt	20483	Foot pedal asmbly less tubing	07505	Gasket, blast room door, per ft
11726	Fitting, 3/8" x 1/2" flare	12368	Foot Pedal asmbly, 3/8" 2 way	02006	Gasket, btm cap, 1-1/2" inlet valve
02009	Fitting, 9/16" str x 1/4" male	20195	Foot pedal asmbly, BNP	00136	Gasket, cab door, ACD
01994	Fitting, 9/16" str x 1/8" male	20194	Foot pedal asmbly, Pulsar	23715	Gasket, CDF cover plate face
23804	Fitting, APL 600 inlet	28866	Foot pedal asmbly, Shop cab	19222	Gasket, close-cell, 5/16x2, per ft
21145	Fitting, control box push-loc	28379	Foot pedal set, top & btm	11754	Gasket, Comet air inj
30337	Fitting, elbow, 1/2" male JIC x 1/2 NPT	30188	Foot Pedal, Electric	11760	Gasket, Comet door
30336	Fitting, elbow, 1/4" male NPT x 1/4" tub	24835	FOOT SHELF ASMBLY, E MODEL CABS	11781	Gasket, Comet motor adaptor
11740	Fitting, elbow, 1/4" OD	27599	Foot shelf, BNP/Pulsar	11756	Gasket, Comet screen
11733	Fitting, elbow, 1/8" male barb	12115	Foot switch, A-250, special	01884	Gasket, compress coupling 1/2"
05524	Fitting, hydr hose, wetblast inj system	00098	Foot valve, 3/8, INEX	01886	Gasket, compress coupling 1-1/4"
30371	Fitting, push lock el, 1/8" x 1/4" tube	25903	Foot, rubber, CALIPSO	100025	Gasket, cover plate, S/King
15786	Fitting, snubber, RP	05525	Foot, wetblast encl cabinet, rubber	03559	Gasket, CPF cap
30438	Fitting, str. 3/8" male NPT x 1/4" tube	28220	Frame, super-sack, 160cf Big Clem	00852	Gasket, CQ12G coupling
30439	Fitting, str. 3/8" male NPT x 3/8" tube	02425	FSV disc, stainless	00851	Gasket, CQG coupling
11732	Fitting, straight, 1/8" pipe x 1/8" hose	02426	FSV lower body	00850	Gasket, CQG coupling, 10 pk
02028	Fitting, w/.040 orifice brass	02423	FSV metering valve disc with stem	28711	Gasket, CQG coupling, 100-pk
22777	Fitting, 1-1/4 NPT x 1-1/4 barb	02424	FSV rubber gasket	08852	Gasket, CQGP-1 coupling, 10 pk
27810	Flange, inlet, 1-1/2 NPT, Pipe-Pro XL	02422	FSV upper body	28712	Gasket, CQGP-1 coupling, 100-pk
22078	Flange, thrd inlet, AutoQTM air valve	03039	Fuse, 2A, 1/2 x 1-1/4 glass tube	08415	Gasket, CQGP-1 cplg
21319	Flange, thrd outlet, AutoQTM, grit valve	21452	Fuse, FRN3	21584	Gasket, CQGP-2 coupling, 10 pk
31192	Flanged Inlet, 1-1/2" NPT	G		28713	Gasket, CQGP-2 coupling, 100-pk
20851	FlatTrak air manifold, six-station	11132	Gas, impurity free, for CO monitors	21089	Gasket, CQGP-2 cplg
20764	FlatTrak brkt, angle front roller	22865	Gas, test (10 ppm CO)	08853	Gasket, CQGP-3 coupling 10 pk
20763	FlatTrak brkt, cross carr splice	03598	Gas, test (20 ppm CO)	28714	Gasket, CQGP-3 coupling, 100-pk
20761	FlatTrak brkt, end chan to track	25573	Gas, test (25 ppm CO)	08416	Gasket, CQGP-3 cplg
20794	FlatTrak brkt, LH elev extension	22647	Gasket (liner), MLNM muffler asmbly	20491	Gasket, cylinder cap
20762	FlatTrak brkt, primary carr splice	30198	Gasket exhaust damper, 300 cfm	28027	Gasket, deflector, blast head, P-P XL
20793	FlatTrak brkt, RH elev extension	14407	Gasket kit, replacement window	11766	Gasket, door 1200/1800 recl
20795	FlatTrak brkt, str elevator boot	28005	Gasket, 1/2" x 1", per ft	11751	Gasket, dust coll pan
20760	FlatTrak brkt, track splice	13089	Gasket, 1/8" x 2", per ft	13872	Gasket, dust collector door, SuperComet
20816	FlatTrak carriage, 120" extension	11765	Gasket, 1800 reclaimr inlet	00846	Gasket, exhaust tube, Eductomatic
20814	FlatTrak carriage, 30" extension	11768	Gasket, 2500 reclaimr inlet	30969	Gasket, fill port cover
20815	FlatTrak carriage, 60" extension	21233	Gasket, 300 DF inlet plate	21455	Gasket, for 5" butterfly valve
20810	FlatTrak carriage, cr conv drive	11746	Gasket, 300 reclaimr inlet, 4"	01093	Gasket, front, HB stem support
20811	FlatTrak carriage, cr extn 36"	11771	Gasket, 3-6-900 DF drawer door	23479	Gasket, gun chamber
20812	FlatTrak carriage, cr extn 72"	11745	Gasket, 3-6-900 reclaimr door	11782	Gasket, gun mt back plate
20813	FlatTrak carriage, primary drive	27464	Gasket, 5/8" x 1-1/4", per ft	01110	Gasket, HBJ nozzle
20846	FlatTrak conn, 1/4" x 5/16" tube	21236	Gasket, 5/8" x 2-1/2", per ft	22808	Gasket, HEPA filter for Pulsar
20839	FlatTrak conn, 1/4" x 5/32" tube			11763	Gasket, inlet adaptor

ALPHA LISTING

#	Description
11767	Gasket, inlet adaptor 1200
01680	Gasket, inspection door PAC
01249	Gasket, inspection door, 3" x 4"
02329	Gasket, inspection door, 4" x 6"
02369	Gasket, inspection door, 6" x 8"
07534	Gasket, loading hopper, 3"
21322	Gasket, lower flange, AQV
30971	Gasket, manway door
28682	Gasket, media cleanout door, Shop cab
23261	Gasket, MLNM remote exhaust
01260	Gasket, MSV valve body
29251	Gasket, NW-0 power UNI Same as 00853
21831	Gasket, outlet filter bowl
01094	Gasket, rear, HB stem support
11755	Gasket, reclaimier, Comet
10563	Gasket, RLX pneumatic adaptor
12435	Gasket, self seal, per ft
29771	GASKET, SENSOR, CMS-4 CO MONITOR
20488	Gasket, Sentinel flange adaptor
02657	Gasket, SGT valve seat
02439	Gasket, shaft, abrasive valve
24974	Gasket, slotted door, BNP-160
11780	Gasket, sump 220 w/600 recl
11776	Gasket, sump pipe 4"
11777	Gasket, sump pipe 5"
23233	Gasket, sump pipe 6" Pulsar IX
20247	Gasket, sump plate hose inlet
11744	Gasket, tumble barrel
23258	Gasket, univ sump pipe 4"
23259	Gasket, univ sump pipe 5"
23291	Gasket, univ sump pipe 6"
20492	Gasket, upper body seat plate, Sntl
31095	Gasket, valve bank pro series
07514	Gasket, VPR 150/290 cfm
00531	Gasket, window, oval, ACD, 54"
16134	GASKET-DIAPHRAGM PUMP BRACKET
06604	Gauge asmbly, differ pressure
25933	Gauge asmbly, photohelic, GBBU
23356	Gauge kit, differ press, dust collector
29390	Gauge Panel Console Pulsar Plus 3 & 6
30359	Gauge Panel Console Pulsar Plus 55S
02433	Gauge unit FSV/Sntl
21832	Gauge, 1/4" NPT 0-30 psi
23355	Gauge, differ press, reclaimier
10188	Gauge, differential press, 0-15"
30213	Gauge, differential pressure
01232	Gauge, nozzle pressure kit
21480	Gauge, panel mount, S/King
24860	Gauge, photohelic
11831	Gauge, pr 0-100 pilot reg, 1 1/2 face, p
11830	Gauge, pr 0-160 w/bush, 2" face, 1/4 ctr
11829	Gauge, pr 0-160, 1 1/2 face, 1/8 ctr bk
01908	Gauge, pr 0-160, 2" face, 1/8 ctr bk mt
00024	Gauge, pressure 0-160 btm mnt
19150	Gauge, pressure 0-160 clip
30212	Gauge, pressure, 1/4-NPT cbm
07520	Gauge, pressure, liq filled, VPR
04041	Gauge, vacuum 3"-30" hg
08756	Gauge, vacuum, AVS
00314	Gauntlet set, Silv cabs
13596	Gear reducer shaft
05836	Gear reducer, 20:1 flange mnt
25473	Gear reducer, 20:1 flange-mt

#	Description
28369	GEAR REDUCER, 2HP B/E ASS'Y
12027	Gear reducer, 50:1, A-250
13397	Gear reducer, 60:1
27808	Gear, air motor, Pipe-Pro XL
28021	Gear, axle, Pipe-Pro XL
30581	Glove and armrest-mount kit, Left hand
30580	Glove and armrest-mount kit, Right hand
11215	Glove set (12710 & 12711), clamp-style
29553	Glove set (29551 & 29552), small size
28820	Glove set, quick-change-style
00312	Glove set, w/ gauntlet, Silv cabs
00313	Glove set, w/o gauntlet, Silv cabs
28638	Glove, left, quick-change-style
28639	Glove, right, quick-change-style
12710	Glove, rubber left, clamp-style
29551	Glove, rubber left, clamp-style, small
12711	Glove, rubber right, clamp-style
29552	Glove, rubber right, clamp-style, small
20453	Glove, wetblast cab, left
20454	Glove, wetblast cab, right
02244	Gloves, AC cab, rubber, pair
02243	Gloves, leather pair
27968	Glue Kit - Belt Splice - B/C
11823	GRATE ASS'Y REPLACEMENT 250 WETBLAST
28681	Grating, 47 1/2" x 25 1/2" Shop cab
11809	Grating, BNP 210/3250
11807	Grating, BNP 30/1740
11806	Grating, BNP 50/2642
11813	Grating, BNP 55
11824	Grating, BNP 600/6060 slotted
11825	Grating, BNP 600/6060 unslotted
12971	Grating, BNP 720, slotted
12970	Grating, BNP 720, unslotted (3 reqd)
10761	Grating, INEX 3048, 100 lbs unif load
11811	Grating, Pulsar III/65/3636
23218	Grating, Pulsar IX (3 required)
11810	Grating, Pulsar VI/220/4050
25155	Grating, slotted, BNP 6012
25154	Grating, unslotted, BNP 6012
02077	Grit valve ball & stem
02081	Grit valve ball seat
02082	Grit valve ball seat gasket
02084	Grit valve clean-out plug
02078	Grit valve diaphr, 2 ply
02072	Grit valve packing
02076	Grit valve stem nut
21789	Grit valve stem washer
00184	Grommet, 1" ID for 1-3/8 Hole
13666	Grommet, 1/16" ID x 1 3/8"
12762	Grommet, 1/4" ID x 1/2" OD
11801	Grommet, 2" x 1-5/16"
11798	Grommet, 3/4" ID
30447	Grommet, 5/16" ID rubber
00183	Grommet, 7/8 ID for 1-1/4 Hole
28668	Grommet, vacuum hose, Shop cab
11639	Ground lug
11832	Guard, incandescent light
24076	Guide bushing, ACE valve
18169	Guide, door, A200 I/S
18170	Guide, door, A200 O/S
22344	Guide, outlet muffler, w/locknut
27532	Gun and trigger asmbly, PG
12807	Gun asmbly lock nut
12301	Gun asmbly, #4 BNP

#	Description
12302	Gun asmbly, #5 BNP
12303	Gun asmbly, #6 BNP
12304	Gun asmbly, #7 BNP
12305	Gun asmbly, #8 BNP
100477	Gun asmbly, Power Gun
11802	Gun body, BNP
11533	Gun body, Comet
12803	Gun body, old style
13861	Gun chamber, BNP162
13062	Gun chamber, BNP164
14420	Gun chamber, BNP166
12276	Gun housing w/stud, ctr mt, auto gun
12275	Gun housing, left mnt, auto gun
12277	Gun housing, rt mnt, auto gun
11892	Gun mount (auto), 3-way adjust
12811	Gun mount back plate
12318	Gun mount, BNP, adj (suction only)
11804	Gun, Comet
H	
00812	Handle grip, molded
14280	Handle rod, bag shaker
22531	Handle, 1" ball valve
02307	Handle, 1" ball valve w/grip
01252	Handle, 1/2" ball valve
22532	Handle, 1-1/4" ball valve
20498	Handle, abr mtrg hvy duty
12899	Handle, bag shaker
03623	Handle, CPF, single outlet
04241	Handle, door, AVS 50
12716	Handle, INEX trouble light
21491	Handle/frame asmbly, 2 cf cntr mach
21506	Handle/frame asmbly, 4 cf cntr mach
21611	Handle/frame asmbly, 6 cf cntr mach
31213	Hardware kit, 4-way valve
31212	Hardware kit, valve body
20968	HB deflection tip, boron
01078	HB deflection tip, carbide
25077	HB deflection tip, composite
01092	HB knurled lock nut
01085	HB stem extn sleeve, carbide
01080	HB stem support asmbly
01086	HB throat rod and tip
20969	HB throat sleeve, boron
01084	HB throat sleeve, carbide
01089	HB tip holding nut
01091	HB tip protect sleeve, threaded
01090	HB tip protection sleeve
01079	HB tool holder
01157	HBC button set, 1-1/16" long
01156	HBC button set, 13/16" long
01154	HBC button set, 5/16" long
01155	HBC button set, 9/16" long
01158	HBC centering button set
01125	HBC front collar, cad plate
01126	HBC rear collar, cad plate
01153	HBC wheel, steel 1-1/8" diameter
01101	HBJ body
01114	HBJ centering collar set
01117	HBJ collar set, 1"
01118	HBJ collar set, 1-1/4"
01119	HBJ collar set, 1-7/16"
01120	HBJ collar set, 1-7/8"
01112	HBJ coupling, 3/8" diameter
01100	HBJ deflection tip, carbide

#	Description	#	Description	#	Description
01111	HBJ knurled lock nut	24004	Helmet, APL 600HP, w/CCT, less hose	31198	Hose assembly, 1-1/4" ID, 160cuft
01113	HBJ nozzle, 9/32" tung carbide	24001	Helmet, APL 600HP, w/CFC, less hose	31196	Hose assembly, 1-1/4" ID, 60cuft
01121	HBJ npl, 3/8" x 6"	25210	Helmet, APL 600LP DLX, CFC, 50ft hose	24989	Hose connection kit, comfort vest
01115	HBJ reducer	25195	Helmet, APL 600LP DLX, CFC, less hose	21757	Hose cpld, air, 3/16" x 25 ft, blast rm
01105	HBJ stem sleeve, carbide	24011	Helmet, APL 600LP, CFC 50ft hose	06369	Hose end, 1/2" barb x 3/8" npt
01102	HBJ stem support asmbly	24010	Helmet, APL 600LP, CFC less hose	15002	Hose end, 1/2" flare push-loc
01162	HBJ throat rod and tip asmbly	30485	Hepa Filter Asmbly Pulsar Plus 3	01948	Hose end, 1/4" female
01108	HBJ throat rod nut, cad plate	30475	Hepa Filter Asmbly Pulsar Plus 6	01949	Hose end, 1/4" male
29044	HEADSET, BONE CONDUCTION	06203	Hinge kit, door	01943	Hose end, 3/16" (2 parts make 1)
29047	HEADSET, BONE CONDUCTION	04062	Hinge, AVS flapper valve	05158	Hose hanger, BClem
08981	Heat shield, CAT/CCT/CCAC	19735	Hinge, lift-off, EU-door	15890	Hose ID kit, 2 outlet twinline hose
04369	Helmet acoustical foam kit	11844	Holder, auto-gun nozzle	15891	Hose ID kit, 4 outlet twinline hose
21421	Helmet, APL 20HP DLX CCT, less hose	00552	Holder, CFA (alum), 1-1/4" thrd nozzle	30415	Hose support, media and air
27821	Helmet, APL 20HP DLX, ACV, 50ft hose	00575	Holder, CFFHA (alum), for flgd nozzle	01944	Hose union, 3/16"
27825	Helmet, APL 20HP DLX, ACV, hose, CPF	00576	Holder, CFFHB (brass), for flgd nozzle	02638	Hose, 3/16" x 50 ft
21419	Helmet, APL 20HP DLX, ACV, less hose	07719	Holder, CFFM (nyl), for contr thrd noz	04908	Hose, 1" air, per ft
27822	Helmet, APL 20HP DLX, CCAC, 50ft hose	00578	Holder, CHE-1 (alum), 1-1/2" OD	19577	Hose, 1/8" ID twin urethane, per ft
21420	Helmet, APL 20HP DLX, CCAC, less hose	00577	Holder, CHE-1/2 (alum), 1-3/16" OD	12463	Hose, 10" ID heavy lined x 15 ft
27823	Helmet, APL 20HP DLX, CCT, 50ft hose	00579	Holder, CHE-2 (alum), 1-7/8" OD	12460	Hose, 12" ID flex, per ft, max 25 ft
27827	Helmet, APL 20HP DLX, CCT, hose, CPF	00580	Holder, CHE-3 (alum), 2-3/32" OD	15667	Hose, 16" ID flex, per ft
27820	Helmet, APL 20HP DLX, CFC, 50ft hose	00581	Holder, CHE-4 (alum), 2-3/8" OD	00715	Hose, 3" ID, MCY, per ft
27824	Helmet, APL 20HP DLX, CFC, hose, CPF	07718	Holder, FHP (nyl), for flgd nozzle	27799	Hose, 3/8 X 50 ft, cpld, Pipe-Pro XL
20975	Helmet, APL 20HP DLX, CFC, less hose	07720	Holder, HEP-1 (nyl), 1-1/2" OD for 1-1/4	12473	Hose, 4" ID heavy lined x 15 ft
27826	Helmet, APL 20HP DLX, CCAC, hose, CPF	07721	Holder, HEP-2 (nyl), 1-7/8" OD for 1-1/4	12466	Hose, 4" ID light lined, per ft, max 25
21299	Helmet, APL 20LP DLX w/CFC	07722	Holder, HEP-3 (nyl), 2-5/32" OD for 1-1/4	12447	Hose, 4" ID unlined flex, per ft, max 25
21423	Helmet, APL 20LP DLX, CFC, 50ft hose	99173	Holder, HEP-3/4 (nyl), 1-1/4" thrd, 3/4"	00716	Hose, 4" ID, MCY/VCY, per ft
25202	Helmet, APL 600HP DLX, ACV, 50ft hose	04106	Holder, NHP-1 (nyl), 3/4" ID	12465	Hose, 5" ID heavy lined x 15 ft
25203	Helmet, APL 600HP DLX, ACV, hose, CPF	04127	Holder, NHP-2 (nyl), 1" ID	12467	Hose, 5" ID light lined, per ft, max 25
25191	Helmet, APL 600HP DLX, ACV, less hose	04128	Holder, NHP-3 (nyl), 1-1/4" ID	12449	Hose, 5" ID unlined flex, per ft, max 25
25204	Helmet, APL 600HP DLX, CAT, 50ft hose	11398	Holder, NHP-3/4 (nyl), for 1-5/16 OD	12457	Hose, 6" ID heavy lined x 15 ft
25205	Helmet, APL 600HP DLX, CAT, hose, CPF	00592	Holder, SCF (brass) for 1-1/4" thrd noz	12468	Hose, 6" ID light lined, per ft, max 25
25192	Helmet, APL 600HP DLX, CAT, less hose	07716	Holder/Cplg CFP 1-1/4" Thrd	12452	Hose, 6" ID unlined flex, per ft, max 25
25208	Helmet, APL 600HP DLX, CCAC, 50ft hose	16973	Holding rod, auto gun	12459	Hose, 7" ID heavy lined x 15 ft
25209	Helmet, APL 600HP DLX, CCAC, hose, CPF	21190	Hollo-Blast (bc tip) with 1/2" noz	12469	Hose, 7" ID light lined per ft, max 25 f
25194	Helmet, APL 600HP DLX, CCAC, less hose	25725	Hollo-Blast (bc tip) with 5/8" noz	12448	Hose, 7" ID unlined flex, per ft, max 25
25206	Helmet, APL 600HP DLX, CCT, 50ft hose	01077	Hollo-Blast (tc tip) w/o nozzle	12461	Hose, 8" ID heavy lined x 15 ft
25207	Helmet, APL 600HP DLX, CCT, hose, CPF	01076	Hollo-Blast (tc tip) with 1/2" noz	12470	Hose, 8" ID light lined per ft, max 25 f
25193	Helmet, APL 600HP DLX, CCT, less hose	08446	Hollo-Blast (tc tip) with 5/8" noz	24734	Hose, 9" ID heavy lined x 15 ft
25200	Helmet, APL 600HP DLX, CFC, 50ft hose	01098	Hollo-Blast Jr. with reducer	12472	Hose, air 1/2" push-loc, per ft
25201	Helmet, APL 600HP DLX, CFC, hose, CPF	01099	Hollo-Blast Jr. without reducer	00096	Hose, air 1/2" x 10 ft w/ftgs
25190	Helmet, APL 600HP DLX, w/CFC, less hose	24996	Holster, WiComm	06360	Hose, air 1/2" x 12 ft w/ftgs
24210	Helmet, APL 600HP, ACV, 50ft hose	25255	Holster, WiComm-Pro radio	06362	Hose, air 1/2" x 78" blow-off
24213	Helmet, APL 600HP, ACV, hose, CPF	25589	Hopper & lid, Power Gun	02639	Hose, air 3/16" bulk, per ft
24211	Helmet, APL 600HP, CAT, 50ft hose	99899	Hopper and cart asmbly, Power Gun	28627	Hose, air 3/16" x 12 ft cpld one end
24214	Helmet, APL 600HP, CAT, hose, CPF	10793	Hopper and stand, ELS, 17 cu.ft.	02454	Hose, air 3/16" x 18" coupled
24933	Helmet, APL 600HP, CCAC, 50ft hose	30716	Hopper, Abrasive storage, MBS10000	28176	Hose, air 3/16" x 25ft coupled
25299	Helmet, APL 600HP, CCAC, hose, CPF	30711	Hopper, Abrasive storage, MBS1300	02498	Hose, air 3/16" x 3 ft coupled
24212	Helmet, APL 600HP, CCT, 50ft hose	30712	Hopper, Abrasive storage, MBS1700	03083	Hose, air 3/16" x 5 ft coupled
24215	Helmet, APL 600HP, CCT, hose, CPF	30713	Hopper, Abrasive storage, MBS3000	03087	Hose, air 3/16" x 50 ft coupled
24771	Helmet, APL 600HP, CFC, 50ft hose	30714	Hopper, Abrasive storage, MBS4000	28570	Hose, air 3/16" x 52 ft coupled
24772	Helmet, APL 600HP, CFC, hose, CPF	30715	Hopper, Abrasive storage, MBS5000	04905	Hose, air, 1/2", bulk, per ft
24002	Helmet, APL 600HP, w/ACV, less hose	30717	Hopper, Abrasive storage, MB-SH-5/2*	10756	Hose, air, INEX, 1/2" x 60"
24003	Helmet, APL 600HP, w/CAT, less hose	30718	Hopper, Abrasive storage, MB-SH-7/4*	28566	Hose, air, injector supply, W/B FLEX
24932	Helmet, APL 600HP, w/CCAC, less hose	07556	Hopper, ELS loading, 24"	24779	Hose, air, power gun
		21650	Hopper, recl, Pulsar VI	27040	Hose, antistatic, 4" ID, unlined
		02675	Hopper, Suction Gun	25969	Hose, antistatic, 6" ID, unlined
		22922	Horn with wire, CMS-1 & 2, 12vdc	01251	Hose, blast 1/2" ID x 16 ft cpld
		25728	Hose asmbly, air & pusher, Big Clem	01268	Hose, blast 1/2" ID x 25 ft cpld
		28177	Hose asmbly, air, 16", PG	23754	Hose, blast 2 br 1" ID x 25ft
		28178	Hose asmbly, air, 30", PG	23755	Hose, blast 2 br 1" ID x 50ft
		23915	Hose asmbly, exh, 1" x 10 ft	23750	Hose, blast 2 br 1/2" ID x 25ft
		29353	Hose asmbly, exh, 1" x 12.5 ft	23751	Hose, blast 2 br 1/2" ID x 50ft
		27406	Hose asmbly, exhaust, GBBU	23756	Hose, blast 2 br 1-1/4" ID x 50ft
		04914	Hose asmbly, PAC, 3/4" x 24"	23752	Hose, blast 2 br 3/4" ID x 25ft
		31197	Hose assembly, 1-1/4" ID, 120cuft	23753	Hose, blast 2 br 3/4" ID x 50ft

#	Description	#	Description	#	Description
23449	Hose, blast 4 ply 1" ID x 100ft	10902	Hose, vacuum, 3" x 25ft uncpd	29720	KIT, LED LIGHT RETROFIT, BNP/PULSAR
23455	Hose, blast 4 ply 1" ID x 25ft	28674	Hose, vacuum, Shop-Mate cab	23035	Knob (each), cab window frame
23448	Hose, blast 4 ply 1" ID x 50ft	28565	Hose, W/B hydraulic, 5 ft	08985	Knob w/set screws, CAT
23444	Hose, blast 4 ply 1/2" ID x 25ft	05527	Hose, W/B hydraulic, 50 ft	23741	Knob, 3-arm tensioning
23445	Hose, blast 4 ply 1/2" ID x 50ft	28559	Hose, W/B hydraulic, 52 ft	22766	Knob, adjustment, MQV
23453	Hose, blast 4 ply 1-1/2" ID x 100ft	28553	Hose, water, 3/4" x 19", W/B FLEX	11302	Knob, CPF regulator
23452	Hose, blast 4 ply 1-1/2" ID x 50ft	12269	Housing, 100 cfm exh	30191	Knob, dust door retainer
23451	Hose, blast 4 ply 1-1/4" ID x 100ft	12270	Housing, 1200/1800 cfm exhr	30458	Knob, knurled cartridge-tensioning
23450	Hose, blast 4 ply 1-1/4" ID x 50ft	12274	Housing, 2500 cfm exhr	05072	Knob, PVR metering valve
23446	Hose, blast 4 ply 3/4" ID x 25ft	12273	Housing, 300 cfm exhr		
23447	Hose, blast 4 ply 3/4" ID x 50ft	06493	Housing, 600 cfm direct drive	L	
24750	Hose, blast 4 ply 3/4" ID x 100ft	12272	Housing, 600 cfm exhr	02129	Label, abr trap screen 'clean 2 x day'
23103	Hose, blast, supa 1" ID x 25ft	12271	Housing, 900 cfm exhr	29073	LABEL, BICARBONATOR
23104	Hose, blast, supa 1" ID x 50ft	12265	Housing, auto gun center mount	29074	LABEL, BICARBONATOR HP
23480	Hose, blast, supa 1" ID x 50ft cpld/NHP1	12266	Housing, auto gun right mount	11362	Lamp, fluorescent, 13w INEX
28611	Hose, blast, supa 1-1/4 x 50ft cpld/HEP2	21140	Housing, fan top plate PULSAR VI	25938	Lamp, triple tube, GBBU
23481	Hose, blast, supa 1-1/4 x 50ft cpld/NHP2	27796	Housing, front, Pipe-Pro XL	90214	Lance, Power Gun
23643	Hose, blast, supa 1-1/4" ID x 100ft	22761	Housing, knob, MQV	11875	Latch asmbly, 162/4/6 door
23105	Hose, blast, supa 1-1/4" ID x 25ft	03600	Humidifier, CO monitor	24006	Latch kit for APL 600 window
23106	Hose, blast, supa 1-1/4" ID x 50ft			20064	Latch kit, door
23100	Hose, blast, supa 3/4" ID bulk, per ft	I		06244	Latch kit, door, complete
23101	Hose, blast, supa 3/4" ID x 25ft	27916	IDLER PULLEY - B/C	21298	Latch, APL 20 lens frame
30745	Hose, Connection 2" ID, x 20m/65ft, MB	06457	Idler shaft, boot, elevator, 1-3/16"	21040	Latch, button rubber, APL 20
30746	Hose, Connection 3" ID, x 20m/65ft, MB	06409	Idler shaft, elevator, 1-3/16"	19728	Latch, cab door
30747	Hose, Connection 4" ID, x 20m/65ft, MB	24099	Impeller for C-600 dust coll	11879	Latch, cam type
30748	Hose, Connection 5" ID, x 20m/65ft, MB	00193	Impeller, AFM, 200 cfm for 2232	11878	Latch, door, 101.3 machine
30749	Hose, Connection 6" ID, x 20m/65ft, MB	15663	Indication panel assembly, RP/DC	10908	Latch, door, INEX
12932	Hose, flex, 10" ID unlined, per ft	31125	Indicator, valve-screw connection	04449	Latch, draw, helmet
20478	Hose, flex, 14" diam, unlined, per ft	21232	Inlet adaptor w/damper, 300 DF	10290	Latch, Elevator/ELS/RP
24977	Hose, flex, 2-1/4", light-lined, per ft	14272	Inlet adaptor w/damper, 600 DF	28670	Latch, front panel door, Shop cab
25873	Hose, flex, 3", unlined, per ft	28247	Inlet adaptor w/damper, CDC-1-300	11874	Latch, left door BNP 30
04413	Hose, HP helmet, 3/8" x 10 ft starter	28248	Inlet adaptor w/damper, CDC-1-600	11876	Latch, spring w/strike
04398	Hose, HP helmet, 3/8" x 100 ft extrn	14273	Inlet adaptor w/damper, DF & CDC-1-900	12263	Latch/hook asmbly
04397	Hose, HP helmet, 3/8" x 25 ft extrn	25858	Inlet Duct, DC, BNP-160	29711	LED Light Assembly
04364	Hose, HP helmet, 3/8" x 25 ft starter	12365	Inlet plate asmbly, 300 recl, 4"	29713	LED LIGHT DIFFUSER
24510	Hose, HP helmet, 3/8" x 5 ft extrn	12364	Inlet plate asmbly, 600 recl, 4"	23042	Leg asmbly, modular recl sump, 900 cfm
04415	Hose, HP helmet, 3/8" x 50 ft extrn	12361	Inlet plate asmbly, 600 recl, 5"	21517	Leg cap, contr machine
30742	Hose, Interconnecting 3" ID x 5m/16ft MB	14411	Inlet plate asmbly, 900 recl, 5"	25258	Leg extension, Pool Pal
30743	Hose, Interconnecting 5" ID x 5m/16ft MB	12363	Inlet plate asmbly, 900 recl, 6"	03655	Leg pad, 1440/1648/2452 LH
30744	Hose, Interconnecting 6" ID x 5m/16ft MB	25065	Inlet plate asmbly, unlined, 5", rbr rec	03654	Leg pad, 1440/1648/2452 RH
22510	Hose, LP helmet, 1/2" x 50 ft	12354	Inlet plate asmbly, 1800 recl	20736	Leg pad, 1642 b/mach, left
24778	Hose, material, p-gun	30180	Inlet-pipe adaptor, 4"	20735	Leg pad, 1642 b/mach, right
12476	Hose, media 1/2" ID, clear, per ft	29397	Inlet-pipe adaptor, 5"	28673	Lens, acrylic, 12" x 24" light, Shop cab
12471	Hose, media, 1/2" ID, black, per ft	01296	Insert, air filter (N)	28675	Lens, window, roll, 10-ft, Shop series
04906	Hose, media, 5/8" ID, bulk, per ft	02440	Inspect plate, FSV/MPV/PVR/Sntl	04517	Lens, WSH inner box front, single
15031	Hose, remote kit, AAP-1 & 2, 50 ft	01267	Inspection door asmbly, 3" x 4"	21411	Lenses, APL 20 cover .0075", 25 pk
28862	Hose, supa 1" x 50' cpld CQPS-1	02323	Inspection door asmbly, 4" x 6"	21409	Lenses, APL 20 inner .125", 5 pk
28863	Hose, supa 1-1/4 x 50' cpld CQPS-2	02377	Inspection door asmbly, 6" x 8"	21410	Lenses, APL 20 middle .094", 5 pk
28861	Hose, supa 3/4 x 50' cpld CQPS-3/4	21839	Intake, elevated air kit	10531	Lenses, APL 50 cover .0075", 25 pk
24586	Hose, supa blast 1-1/4" x 75ft cpld	21837	Intake, remote air 50ft	10538	Lenses, APL 50 inner .040", 5 pk
23102	Hose, supa blast 3/4" ID x 50ft	21838	Intake, remote air extrn, 50 ft	04361	Lenses, APL 60/600 cover .0075", 25 pk
02163	Hose, twinline bulk, per ft	19153	Interlock actuator kit	04367	Lenses, APL 60/600 inner .040", 5 pk
04927	Hose, twinline coupled 10 ft	15042	Interlock detent sleeve	04373	Lenses, APL 60/600 intermediate .020", 2
02516	Hose, twinline coupled 16 ft	K		24005	Lenses, APL 600 outer, rect, 25-pk
02128	Hose, twinline coupled 25 ft	28020	Key, shaft, 6x6x14mm, Pipe-Pro XL	28520	Lenses, Beacon, outer, 20-pk
02240	Hose, twinline coupled 3 ft	22417	Kit, Baffle & Bowl O-Ring (S) 1" Fitr	06190	Lenses, for cab window 12212, 5-pk
21619	Hose, twinline coupled 4 ft	29480	KIT, CDC-1 FOOT PEDAL PULSE FIELD INST	23232	Lenses, for cab window 12213, 5-pk
01952	Hose, twinline coupled 5 ft	29481	KIT, CDC-1 FOOT PEDAL PULSE, FACT INST	24943	Lenses, intermed, APL600/60, 5-pk
01951	Hose, twinline coupled 50 ft	30073	Kit, Conv. Portable BI Mch to Stationary	24000	Lenses, value-pack 24005 (35 packs)
28569	Hose, twinline coupled 52 ft	29725	KIT, LED LIGHT RETROFIT, BNP 6012/7212	25021	Lenses, value-pack 25020 (60 packs)
20525	Hose, twinline coupled 66 ft			23064	Lenses, value-pack, 04361 (60 packs)
12450	Hose, vacuum, 1-1/2" ID x 20ft			23065	Lenses, value-pack, 04367 (70 packs)

#	Description
23067	Lenses, value-pack, 04373 (24 packs)
23069	Lenses, value-pack, 06190 (125 packs)
04518	Lenses, WSH cover box front, 25 pk
04372	Lenses, WSH/APL 60 cover .003", 25 pk
24776	Level sensor well (switch protector)
10564	Lever lock, RLX
20417	Lid asmbly for ELS dust coll
28631	Lid asmbly, dbl inlet, 30-gal drum
20419	Lid, ELS precleaner, 2" inlet
30287	Lift leg assembly, complete
19420	Light asmbly, control box style
13567	Light asmbly, incand w/guard
11601	Light asmbly, w/o reg & gauge
12319	Light asmbly, w/o regulator
11346	Light asmbly, w/reg & gauge, BNP55
21226	Light asmbly, with switch
30870	Light assbly-LED, Square, GBBU
11553	Light ballast, fluorescent tube
11586	Light cover, incandescent
25301	Light fixt frame w/glass, 48" Gbl
25300	Light fixture 32w fluor 48" (with lamps)
11561	Light fixture bottom plate
12854	Light fixture, incandescent
24021	Light glass, f/24541 & 22670
11843	Light holder w/mounting screw
11562	Light hood bottom BNP
28161	Light mount, Beacon
10767	Light shield, INEX w/o recl
24540	Light tube, fluorescent (24541&25300)
11872	Light tube, fluorescent 15-watt
24741	Light tube, fluorescent for 24740
29223	LIGHT TUBE, LED (24541&25300)
22923	Light, alarm, CMS-2
23152	Liner set, rbr, 1200 cfm recl w/bolt top
25439	Liner set, rbr, 1200 cfm recl w/bolt top
23153	Liner set, rbr, 1800 cfm recl w/bolt top
23154	Liner set, rbr, 2500 cfm recl w/bolt top
23150	Liner set, rbr, 600 cfm RL reclaim
29541	Liner set, rbr, 600 cfm RL reclaim
23151	Liner set, rbr, recl 900 cfm
24782	Liner set, rbr, recl Pulsar IIIP/VI/IP
22692	Liner, 1200 cfm recl body cyl, <jan '10
25436	Liner, 1200 cfm recl body cyl, >jan '10
22693	Liner, 1200 cfm recl inlet
22694	Liner, 1200 cfm recl sump
24654	Liner, 1200 cfm, baffle/tube >jan '10
22691	Liner, 1200 cfm, baffle/tube, <jan '10
24031	Liner, 1200 cfm, inlet top
22689	Liner, 1200 cfm, recl top plate
22696	Liner, 1800 cfm recl baffle
22697	Liner, 1800 cfm recl body cyl
22698	Liner, 1800 cfm recl inlet
22699	Liner, 1800 cfm recl sump
22695	Liner, 1800 cfm recl top plate
22701	Liner, 2500 cfm recl baffle
22702	Liner, 2500 cfm recl body cyl
22703	Liner, 2500 cfm recl inlet
22704	Liner, 2500 cfm recl sump
22700	Liner, 2500 cfm recl top plate
22706	Liner, 3600 cfm recl baffle
22707	Liner, 3600 cfm recl body cyl
22708	Liner, 3600 cfm recl inlet
22709	Liner, 3600 cfm recl sump
22705	Liner, 3600 cfm recl top plate
29707	Liner, 600 cfm recl inner sump

#	Description
22730	Liner, 600 cfm recl baffle
29531	Liner, 600 cfm recl baffle
22731	Liner, 600 cfm recl body cyl
29533	Liner, 600 cfm recl cylinder
29532	Liner, 600 cfm recl inlet
29530	Liner, 600 cfm recl inner cylinder
22732	Liner, 600 cfm recl sump
29535	Liner, 600 cfm recl top
29536	Liner, 600 cfm recl top inlet
22733	Liner, 600 cfm, recl top plate
17008	Liner, 900 cfm recl body cyl
12830	Liner, 900 cfm recl inlet
16070	Liner, 900 cfm recl sump
17025	Liner, 900 cfm recl top plate
22827	Liner, 900 cfm, inlet top
23059	Liner, 900 cfm, recl top plate
28158	Liner, basket bottom, 5" opening, blue
24972	Liner, basket bottom, 7" opening, black
11681	Liner, BNP162 door
11680	Liner, BNP164 door
11682	Liner, BNP166 door
30888	Liner, cab sump - Pulsar 3 Plus
23498	Liner, cab sump - Pulsar VI / 220
23499	Liner, cab sump - Pulsar VI / 220
28621	Liner, dust drum, 5-gal, 5-pk
24203	Liner, pipe, 900 cfm recl
23416	Liner, recl, baffle/tube, 900 cfm
30448	Liner, reclaimer door
11883	LINER-A200 SUMP PIPE
28622	LO PRESS VLV ASSY - FLEX
11917	Lock nut, 1"
11918	Lock nut, 3/4-16 nf, orifice
11913	Lock nut, 5/8" orifice
11203	Lock pins, coupling (25 pk)
06634	Lock ring, 55-gal dust drum
21585	Lock spring, nylon cplg (25 pk)
03112	Locknut, 1/4" allen
21699	Lockwasher, 1/2", ext tooth
27930	LONG ROLLER - B/C
23399	Lubricant, ball screw, dry
05531	Lubricator, 1/2"
12857	Lubricator, 3/8" - NPT
M	
25956	Magnet, 8-in diam
30750	Manifold, 4" hose into 3 x 2" hoses, MB
30751	Manifold, 5" hose into 2 x 3" hoses, MB
22941	Manifold, 5-way CPF-80
30752	Manifold, 6" hose into 2 x 4" hoses, MB
13862	Manifold, air, BNP162
14419	Manifold, air, BNP164
14421	Manifold, air, BNP166
25880	Manifold, Cntl, Big Clem 4 Out
30961	Manifold, control air
12321	Manifold, media (sputnik), 10 gun
16202	Manifold, media (sputnik), 12-gun
12322	Manifold, media, 6-gun
12528	Manometer kit
06105	Mastic seal, per ft (50ft/roll)
24744	Mat, floor, anti-fatigue, rubber, 2'x3'
25935	Mat, floor, static dissp, 48x36
03970	Meter, hour
24587	Metering asmbly, AQV (AutoQTM)
22763	Metering plate & shaft, MQV
99456	Metering plunger, PVR

#	Description
12420	Metering valve asmbly, Lexan
11532	Metering valve body
11534	Metering valve body, 164/166
25161	Metering valve kit, BNP, parts unassmbld
12148	Metering valve stem (old)
25868	minihelic Gauge, diff. press., 0-10
21339	MLNM cylinder cap
22648	MLNM diaphr
22602	MLNM dual piston
23597	MLNM exh adaptor plate
21346	MLNM exh housing
22612	MLNM inner sleeve
22654	MLNM muffler, exh housing(2 req'd)
22613	MLNM piston
22600	MLNM plunger, urethane tip
22650	MLNM screw w/int thrd for puller
22604	MLNM spring, comp x 4" long
22603	MLNM upper sleeve
27015	MOD 185 50:1 HOLLOW BORE REDUCER
24738	MOISTURE SEPARATOR 1-1/2 MD
20217	Monitor kit, underspeed, elevator
21365	Monitor/pick-up, integr speed
28371	MOTOR 2HP 1800 RPM TEFC 3PH
27397	Motor asmbly, 1HP for NAVAIR GBBU
12001	Motor mount plate, 100 cfm
12003	Motor mount plate, 300 cfm
12004	Motor mount plate, 600 cfm
12005	Motor mount plate, 900 cfm
20229	Motor mount plate, Pulsar 55se/III
20224	Motor mount plate, Pulsar VI
17030	Motor mount, 1200 cfm 5 hp
12002	Motor mount, 1200/1800 cfm 7.5 hp
23661	Motor starter
24642	Motor with gear, SpinBlast HD-e
02979	Motor, 2 hp 115/230v, 1 ph
02981	Motor, 1 hp, 1725rpm, 56C frame
12314	Motor, 1 hp, 3450 rpm, 1 ph
12310	Motor, 1 hp, 3450 rpm, 3 ph
03036	Motor, 1 hp, 3450 rpm, 56 fr, 3 ph
12308	Motor, 1/2 hp, 3450 rpm, 1 ph
12311	Motor, 1/2 hp, var speed, BNP162
11901	Motor, 1/3 hp dc, 900 rpm, 90v
12316	Motor, 1/3 hp, 115/230v, BNP250
11900	Motor, 1/4 hp dc, satellite(A300)
02980	Motor, 1/4 hp, 56C, 1725 rpm, 3 ph
30778	Motor, 110kW, MB5000, 230/3/60
30780	Motor, 110kW, MB5000, 575/3/60
30779	Motor, 110kW, MB5000,460/3/60
30763	Motor, 15kW, MB750, 230/3/60
30764	Motor, 15kW, MB750, 460/3/60
30765	Motor, 15kW, MB750, 575/3/60
12309	Motor, 2 hp, 3450 rpm, 3 ph
11905	Motor, 2 rpm, 5/16" shaft
11903	Motor, 3/4 hp dc, var speed, 164/166
13373	Motor, 3/4 hp, const spd, 3 ph, 164/166
25864	Motor, 3/8" shaft
30766	Motor, 30kW, MB1600, 230/3/60
30767	Motor, 30kW, MB1600, 460/3/60
30768	Motor, 30kW, MB1600, 575/3/60
30772	Motor, 45kW (X2), MB4000, 230/3/60
30773	Motor, 45kW (X2), MB4000, 460/3/60
30774	Motor, 45kW (X2), MB4000, 575/3/60
30769	Motor, 45kW, MB2000, 230/3/60

#	Description
30770	Motor, 45kW, MB2000, 460/3/60
30771	Motor, 45kW, MB2000, 575/3/60
19156	Motor, 5hp, 3450 rpm, 3ph
12761	Motor, 7.5hp, 3450 rpm, 3ph
30775	Motor, 75kW, MB3000, 230/3/60
30777	Motor, 75kW, MB3000, 575/3/60
30776	Motor, 75kW, MB3000, 460/3/60
28025	Motor, air, Pipe-Pro XL
27508	Motor, air, SpinBlast HD
12315	Motor, Comet
11906	Motor, Comet 220/1/50
27926	Motor, drum, 1-1/2HP, 240v B/Conv
28004	Motor, vacuum, 120v, Shop-Mate cab
17210	Mount bar, 12" slotted, auto gun
17209	Mount bar, 18" slotted, auto gun
29869	MOUNTING CLIP, CMS-4 CO MONITOR
22047	Mounting kit, cross drive cylinder
30499	Mounting ring kit, glove mount
29735	M-Section Bottom Plate, RCM
20076	M-Section, 10ft, w/elb, adptr & grate
20436	M-Section, 12 ft, w/elb, adptr & grate
19015	M-Section, 8ft, w/elb, adptr & grate
01259	MSV bottom casting
01262	MSV handle
01261	MSV metering plate & stem
01258	MSV top casting
05067	Muffler cap
05065	Muffler exh element
01864	Muffler guide, 1" x 6" toe
25988	Muffler housing, set of 2, MLNM
05060	Muffler screen
05062	Muffler seat
03988	Muffler, 1/4" bronze
28041	Muffler, 3/8 NPT, high flow
05068	Muffler, blast machine exh
24976	Muffler, blower, BNP-160
07657	Muffler, breather, ACS, 1/8"
20963	Muffler, diaphr pump
30956	Muffler, exhaust
11895	Muffler, flow control for 12203
05529	Muffler, wetblast inj sys
29451	MYLAR DISPENSER ASSEMBLY, SHOP MATE

N

11933	Needle for manometer, 1-1/2"
01226	Needles (20), nozzle press gauge
27867	NEMA 12 Disconnect Handle
12483	Neoprene rubber, 1/8 x 36, per sq ft
12486	Neoprene rubber, 1/8 x 48, per sq ft
27722	Nipple 1/2" x 3/8" npt hex
27721	Nipple 1/8" pipe x 12"
20230	NIPPLE 1-1/2 IN XH 3 IN
01704	Nipple, 1" std pipe x 4"
01710	Nipple, 1" x 10"
01711	Nipple, 1" x 11"
01702	Nipple, 1" x 2"
01841	Nipple, 1" x 3" toe
01707	Nipple, 1" x 7"
01708	Nipple, 1" x 8"
01701	Nipple, 1" x close
01735	Nipple, 1/2" pipe x 3"
20575	Nipple, 1/2" x 2", brass
20576	Nipple, 1/2" x 3", ss
01781	Nipple, 1/2" x 8"

#	Description
01733	Nipple, 1/2" x close
02808	Nipple, 1/4" brass hex
01828	Nipple, 1/4" pipe x 2"
11911	Nipple, 1/4" x 1-1/2", galv
01829	Nipple, 1/4" x close
02050	Nipple, 1/4" x close, brass
30324	Nipple, 1/8" BSPP x 1/4 NPT brass hex
30964	Nipple, 1-1/2" std pipe x 10.5"
07531	Nipple, 1-1/2" x 10", VPR
01840	Nipple, 1-1/2" x 2" sch 80
01791	Nipple, 1-1/2" x close, sch 80
31008	Nipple, 1-1/4" std pipe x 10.25"
01718	Nipple, 1-1/4" std pipe x 2"
01726	Nipple, 1-1/4" x 10"
20234	Nipple, 1-1/4" x 13-1/2"
21739	Nipple, 1-1/4" x 16-1/2"
21632	Nipple, 1-1/4" x 2-1/2" toe
01719	Nipple, 1-1/4" x 3"
01750	Nipple, 1-1/4" x 3" toe
21694	Nipple, 1-1/4" x 4-1/2", toe
01721	Nipple, 1-1/4" x 5"
01752	Nipple, 1-1/4" x 5" toe
01874	Nipple, 1-1/4" x 5-1/2"
03707	Nipple, 1-1/4" x 5-1/2" toe
01722	Nipple, 1-1/4" x 6"
01753	Nipple, 1-1/4" x 6" toe
01754	Nipple, 1-1/4" x 6-1/2" toe
01724	Nipple, 1-1/4" x 8"
30174	Nipple, 1-1/4" x 8.5" toe
01757	Nipple, 1-1/4" x 9-1/2" toe
01717	Nipple, 1-1/4" x close
01854	Nipple, 1-1/4" x close, hvy duty
28676	Nipple, 3/8 x 12", sched 40 pipe
03596	Nipple, 3/8" hex, brass
12747	Nipple, 3/8" x 1", galv
03720	Nipple, 3/8" x 2", brass
01888	Nipple, 3/8" x close
13292	Nipple, 3/8" x close, brass
29252	NIPPLE, REDUCTION 1/8" - 1/4"
29455	NOISE REDUCTION ARM PORTS 55SE
29456	NOISE REDUCTION ARM PORTS PULSAR IX
24885	Noise-reduction arm port covers
30067	Nozzle pkg, #4 CT
30068	Nozzle pkg, TMP-4
30069	Nozzle pkg, TMP-5
30070	Nozzle pkg, TXP-6
30071	Nozzle pkg, TXP-7
30072	Nozzle pkg, TXP-8
11935	Nozzle, #5 boron carbide
11930	Nozzle, #5 ceramic, green tip
11943	Nozzle, #5 side angle extn, 4"
11940	Nozzle, #5 side angle extn, 6"
11939	Nozzle, #5 side angle extn, 9"
13118	Nozzle, #5 tungsten carbide
11936	Nozzle, #6 boron carbide
11934	Nozzle, #6 boron wide spray
11931	Nozzle, #6 ceramic, blue tip
11947	Nozzle, #6 tungsten wide spray
11937	Nozzle, #7 boron carbide
11932	Nozzle, #7 ceramic, red tip
12882	Nozzle, #7 tungsten carbide
12894	Nozzle, #8 boron carbide
11944	Nozzle, #8 boron wide spray
11942	Nozzle, #8 tungsten carbide

#	Description
01406	Nozzle, 1/2" Hollo-Blast
01407	Nozzle, 5/8" Hollo-Blast
13116	Nozzle, air blow-off
27014	Nozzle, ASV-3, 3/16" orif, soda cab
01419	Nozzle, BSD-4, 1/4" orif x 5-1/4"
01420	Nozzle, BSD-5, 5/16" orif x 5-5/8"
01421	Nozzle, BSD-6, 3/8" orif x 6-1/2"
01422	Nozzle, BSD-7, 7/16" orif x 7-3/4"
01423	Nozzle, BSD-8, 1/2" orif x 8-13/16"
01442	Nozzle, CAM 4x1, one 1/4" orifice
01444	Nozzle, CAM 4x3, (3) 1/4" orifices
01445	Nozzle, CAM 5x1, one 5/16" orifice
01447	Nozzle, CAM 5x3, (3) 5/16" orifices
01448	Nozzle, CAM 6x1, one 3/8" orifice
01450	Nozzle, CAM 6x3, (3) 3/8" orifices
00091	Nozzle, ceramic, 1/4" orif
00092	Nozzle, ceramic, 3/8" orif
01378	Nozzle, CJD-3, 3/16" orifice x 3"
01379	Nozzle, CJD-4, 1/4" orifice x 3"
01380	Nozzle, CJD-5, 5/16" orifice x 3"
01381	Nozzle, CJD-6, 3/8" orifice x 3"
01382	Nozzle, CJD-7, 7/16" orifice x 3"
01383	Nozzle, CJD-8, 1/2" orif x 3"
01384	Nozzle, CSD-3, 3/16" orif x 4"
01385	Nozzle, CSD-4, 1/4" orif x 5-1/4"
01386	Nozzle, CSD-5, 5/16" orif x 5-5/8"
01387	Nozzle, CSD-6, 3/8" orif x 6-1/2"
01388	Nozzle, CSD-7, 7/16" orif x 7-3/4"
01389	Nozzle, CSD-8, 1/2" orif x 8-13/16"
02578	Nozzle, CSP-5, 5/16" orif, tc
01467	Nozzle, CSP-6, 3/8" orif, tc
01351	Nozzle, CT-2, 1/8" orifice x 1-3/4"
01352	Nozzle, CT-3, 3/16" orifice x 1-3/4"
01353	Nozzle, CT-4, 1/4" orifice x 1-3/4"
01354	Nozzle, CT-5, 5/16" orifice x 1-3/4"
01355	Nozzle, CT-6, 3/8" orifice x 1-3/4"
01356	Nozzle, CT-8, 1/2" orifice x 1-3/4"
21090	Nozzle, CTB-2, 1/8" orif, boron carb
21091	Nozzle, CTB-3, 3/16" orif, boron carb
21092	Nozzle, CTB-4, 1/4" orif, boron carb
21093	Nozzle, CTB-5, 5/16" orif, boron carb
21094	Nozzle, CTB-6, 3/8" orif, boron carb
21095	Nozzle, CTB-8, 1/2" boron carb
23460	Nozzle, CXD-6, 3/8" orif, tc
23461	Nozzle, CXD-7, 7/16" orif, tc
23462	Nozzle, CXD-8, 1/2" orif, tc
11922	Nozzle, extension (hrdnd), 3/8" x 3"
11928	Nozzle, extension (hrdnd), 3/8" x 6"
11925	Nozzle, extension (hrdnd), 3/8" x 9"
11921	Nozzle, extension (hrdnd), 5/16" x 3"
11927	Nozzle, extension (hrdnd), 5/16" x 6"
11924	Nozzle, extension (hrdnd), 5/16" x 9"
11923	Nozzle, extension (hrdnd), 7/16" x 3"
11929	Nozzle, extension (hrdnd), 7/16" x 6"
11926	Nozzle, extension (hrdnd), 7/16" x 9"
12374	Nozzle, extension (S/A), 6" w/tip & ring
12373	Nozzle, extension (S/A), 9" w/tip & ring
21311	Nozzle, extension (SA), 4" w/tip & ring
90209	Nozzle, Power Gun
28079	Nozzle, SAS-4, 1/4" orif 1-1/4 brass
28080	Nozzle, SAS-5, 5/16" orif 1-1/4 brass
28081	Nozzle, SAS-6, 3/8" orif 1-1/4 brass
28082	Nozzle, SAS-7, 7/16" orif 1-1/4 brass
28083	Nozzle, SAS-8, 1/2" orif x 1-1/4 brass
01397	Nozzle, SDX-10, 5/8" orif x 9"

#	Description
01398	Nozzle, SDX-12, 3/4" orif x 9"
01394	Nozzle, SDX-6, 3/8" orif x 6-1/2"
01395	Nozzle, SDX-7, 7/16" orif x 7-3/4"
01396	Nozzle, SDX-8, 1/2" orifx8-13/16"
01623	Nozzle, SFD-6, 3/8" orif x 6-1/2"
01624	Nozzle, SFD-7, 7/16" orif x 7-3/4"
01625	Nozzle, SFD-8, 1/2" orif x 8-13/16"
04520	Nozzle, SMD-3, 3/16" orif x 4"
04521	Nozzle, SMD-4, 1/4" orif x 5-1/4"
04522	Nozzle, SMD-5, 5/16" orif x 5-5/8"
04523	Nozzle, SMD-6, 3/8" orif x 6-1/2"
04524	Nozzle, SMD-7, 7/16" orif x 7-3/4"
04525	Nozzle, SMD-8, 1/2" orif x 8-13/16"
100864	Nozzle, SMS-4, 1/4" orif contr thrd
100865	Nozzle, SMS-5, 5/16" orif contr thrd
01617	Nozzle, SSD-3, 3/16" orif x 4"
01618	Nozzle, SSD-4, 1/4" orif x 5-1/4"
01619	Nozzle, SSD-5, 5/16" orif x 5-5/8"
01620	Nozzle, SSD-6, 3/8" orif x 6-1/2"
01621	Nozzle, SSD-7, 7/16" orif x 7-3/4"
01622	Nozzle, SSD-8, 1/2" orif x 8-13/16"
30753	Nozzle, Suction, 2", MB Systems Nozzle,
30754	Nozzle, Suction, 3", MB Systems Nozzle,
30755	Nozzle, Suction, 4", MB Systems Nozzle,
30756	Nozzle, Suction, 5", MB Systems Nozzle,
30757	Nozzle, Suction, 6", MB Systems Nozzle,
04592	Nozzle, SXD-6, 3/8" orif x 6-1/2"
04593	Nozzle, SXD-7, 7/16" orif x 7-3/4"
04594	Nozzle, SXD-8, 1/2" orif x 8-13/16"
100866	Nozzle, SXS-6, 3/8" orif contr thrd
100867	Nozzle, SXS-7, 7/16" orif contr thrd
100868	Nozzle, SXS-8, 1/2" orif contr thrd
23507	Nozzle, TJP-3, 3/16" orif x 3-3/4"
23508	Nozzle, TJP-4, 1/4" orif x 3-3/4"
23509	Nozzle, TJP-5, 5/16" orif x 3-3/4"
23510	Nozzle, TJP-6, 3/8" orif x 3-3/4"
23511	Nozzle, TJP-7, 7/16" orif x 3-3/4"
23512	Nozzle, TJP-8, 1/2" orif x 3-3/4"
23519	Nozzle, TMP-3, 3/16" x 5-3/4" Contr
23520	Nozzle, TMP-4, 1/4" x 6" Contr
23521	Nozzle, TMP-5, 5/16" x 6-1/4" Contr
23522	Nozzle, TMP-6, 3/8" x 6-3/4" Contr
23523	Nozzle, TMP-7, 7/16" x 8" Contr
23524	Nozzle, TMP-8, 1/2" x 8-1/2" Contr
23513	Nozzle, TSP-3, 3/16" orif x 5-3/4"
23514	Nozzle, TSP-4, 1/4" orif x 6"
23515	Nozzle, TSP-5, 5/16" orif x 6-1/4"
23516	Nozzle, TSP-6, 3/8" orif x 6-3/4"
23517	Nozzle, TSP-7, 7/16" orif x 8"
23518	Nozzle, TSP-8, 1/2" orif x 8-1/2"
99147	Nozzle, TXD-6, 3/8" orif Contr
99148	Nozzle, TXD-7, 7/16" orif Contr
99149	Nozzle, TXD-8, 1/2" orif Contr
23525	Nozzle, TXP-6, 3/8" orif Contr
23526	Nozzle, TXP-7, 7/16" orif Contr
23527	Nozzle, TXP-8, 1/2" orif Contr
23501	Nozzle, TYP-3, 3/16" x 3-3/4" Contr
23502	Nozzle, TYP-4, 1/4" x 3-3/4" Contr
23503	Nozzle, TYP-5, 5/16" x 3-3/4" Contr
23504	Nozzle, TYP-6, 3/8" x 3-3/4" Contr
23505	Nozzle, TYP-7, 7/16" x 3-3/4" Contr
23506	Nozzle, TYP-8, 1/2" x 3-3/4" Contr
12295	Nut w/guard, W/S nozzle
08924	Nut, #6 machine
03511	Nut, 1/2" hex

#	Description
22630	Nut, 1/2" lock elastic thin
03513	Nut, 1/2" NC jam
03514	Nut, 1/2" NF jam
20108	Nut, 1/2" wing
07628	Nut, 1/2-10 acme, hex
03111	Nut, 1/4" hex
03113	Nut, 1/4" wing
12731	Nut, 10/32, lock
12760	Nut, 10-24 hex
03885	Nut, 10-32 hex
28036	Nut, 12mm, hex
03813	Nut, 3/4" jam
03311	Nut, 3/8" hex
03314	Nut, 3/8" jam
03313	Nut, 3/8" nc wing
03316	Nut, 3/8" NF jam
03211	Nut, 5/16" nc reg hex
03213	Nut, 5/16" wing
03710	Nut, 5/8" lock w/nylon insert
03712	Nut, 5/8" NF jam
03510	Nut, 5/8" NF jam, LH thread
03711	Nut, 5/8" reg hex
05815	Nut, 8-32 lock
28053	Nut, 8mm lock
90041	Nut, APL 20 lens frame
00089	Nut, ceramic nozzle
29199	NUT, HEX FLANGE, 5/16-18
20855	Nut, jam, 1/2" nf, FlatTrak
22762	Nut, knob housing, MQV
03512	Nut, lock 1/2 nc nylon insert
02667	Nut, lock SGT air jet
28048	Nut, lock, 1-1/2", Pipe-Pro XL
23099	Nut, lock, metering valve
11916	Nut, nozzle holding, 7/8" ID, W/S nozzle
11914	Nut, nozzle holding, knurled brass
11574	Nut, nozzle holding, urethane covered
12906	Nut, nozzle holding, urethane, W/S
25358	Nut, reg hex, 3/4-10, zinc
15527	Nut, square, 1/4", CCB
29230	NYLON COVERED THICK CABLE
29232	NYLON COVERED THIN CABLE
O	
22772	Operator station asmbly, mini-blastrm ca
12348	Orifice asmbly, #3
12342	Orifice asmbly, #4
12343	Orifice asmbly, #5
12344	Orifice asmbly, #6
12345	Orifice asmbly, #7
12346	Orifice asmbly, #8
12097	Orifice sleeve
11951	Orifice, #4
11948	Orifice, #4 (economy gun)
11959	Orifice, #4, auto gun
11952	Orifice, #5 (auto gun/162/4/6)
11949	Orifice, #5 (economy gun)
11960	Orifice, #5, auto gun
11961	Orifice, #6, auto gun
11953	Orifice, #6, Comet
11956	Orifice, #7 (old style)
11962	Orifice, #7, auto gun
11963	Orifice, #8, auto gun
24423	Orifice, 0.004 purple, CMS-1 & 2
24424	Orifice, 0.006 red, CMS-1 & 2
08826	Orifice, hot end, CCT

#	Description
00794	O-ring
21048	O-ring Sentinel, 2.234 ID
22609	O-ring, #206, MLNM/AQV
21561	O-ring, .864 ID x 1.004 OD
08978	O-ring, 1/2" ID x 1/16"
08976	O-ring, 11/16" x 1/16"
20267	O-ring, 1-1/2" ID, AQV valve
05069	O-ring, 1-1/4" ID x 1-5/8" muffler
05523	O-ring, 1-1/4" ID, for 05540 W/B inj
01097	O-ring, 1-1/8" ID x 1/8"
02182	O-ring, 1-3/16" ID x 1/8" TLR50
01990	O-ring, 1-3/4" OD
05516	O-ring, 1-3/8" ID, for 05541 & 05598 W/B
02007	O-ring, 2-1/4" OD x 1/8" TLR300
01992	O-ring, 3/16" ID x 1/16"
02185	O-ring, 3/4" ID x 3/32" TLR50
08975	O-ring, 3/4" OD x 15/16"
02008	O-ring, 7/16" OD x 1/16"
02184	O-ring, 7/8" ID x 1/8" TLR50
21165	O-ring, 7/8" OD x 5/8" ID
08977	O-ring, 9/16" OD x 1/8"
01328	O-ring, air filter body (N)
22623	O-ring, AQV
05212	O-ring, BClem filler, 16"
05013	O-ring, BClem inlet cover
22815	O-ring, breathing tube
30396	O-Ring, Buna N 10.5 x 10 x 1.4, -449
03561	O-ring, CPF cap
03541	O-ring, CPF regulator
00786	O-ring, EDM & Sentinel
12033	O-ring, foot pedal
21020	O-ring, Grit/Sentinel valve
19521	O-ring, MLNM
22608	O-ring, MLNM, #241
22618	O-ring, MLNM, #326
22616	O-ring, MLNM, #337
20516	O-ring, Sentinel, .734 ID
25852	Outlet Pipe & Flange, BNP-160 REC
31155	Outlet pipe, 1-1/2" NPT
31191	Outlet pipe, 1-1/4" NPT
P	
30416	P3 & P6 Inlet Pneu Package
30496	P6 PLUS REC INLET WLDMT 4IN DOWNSIZE
02437	Packing gland, FSV
12331	Paddle asmbly, 1200/1800 - 1-3/8" Bore
27732	PADDLE MINI ROTO NYLON BANANA STYLE
12339	Paddle wheel, 100 cfm
17617	Paddle wheel, 1200 cfm 5 hp
12336	Paddle wheel, 1200/1800 cfm 7.5 hp
12337	Paddle wheel, 2500 cfm
17671	Paddle wheel, 2500 cfm 10 hp
12332	Paddle wheel, 2500/3600 cfm 15 hp
12333	Paddle wheel, 300 cfm
12334	Paddle wheel, 600 cfm
12335	Paddle wheel, 900 cfm
27106	Paddle wheel, GBBU
19232	Paddle wheel, Pulsar 55se/III models
19234	Paddle wheel, Pulsar VI models
30894	Paint Anthracite Gray-OMAX, Aerosol Can
28865	PAINT, champagne, new 2016, aerosol can

ALPHA LISTING

#	Description
28975	PAINT, champagne, new 2016, gallon kit
07651	Panel, ACS, 120v, dual oper
07650	Panel, ACS, 120v, single oper
05622	Panel, ACS, 12v, dual oper
30963	Panel, ACS, 12v, dual oper, pro series
05621	Panel, ACS, 12v, single oper
07676	Panel, EAC-400 120v, snl oper
07677	Panel, EDC-300 12v, snl oper
03643	Panel, EDD-400 dual rem 12v
30784	Panel, Elec Control, MB1600, 230/3/60
30785	Panel, Elec Control, MB1600, 460/3/60
30786	Panel, Elec Control, MB1600, 575/3/60
30787	Panel, Elec Control, MB2000, 230/3/60
30788	Panel, Elec Control, MB2000, 460/3/60
30789	Panel, Elec Control, MB2000, 575/3/60
30790	Panel, Elec Control, MB3000, 230/3/60
30791	Panel, Elec Control, MB3000, 460/3/60
30792	Panel, Elec Control, MB3000, 575/3/60
30793	Panel, Elec Control, MB4000, 230/3/60
30794	Panel, Elec Control, MB4000, 460/3/60
30795	Panel, Elec Control, MB4000, 575/3/60
30796	Panel, Elec Control, MB5000, 230/3/60
30797	Panel, Elec Control, MB5000, 460/3/60
30798	Panel, Elec Control, MB5000, 575/3/60
30781	Panel, Elec Control, MB750, 230/3/60
30782	Panel, Elec Control, MB750, 460/3/60
30783	Panel, Elec Control, MB750, 575/3/60
02205	Panel, pneu cycle timer 120v
06147	Panel, pneu cycle timer 12v
21118	Partition kit, helmet air channel
23811	Partition, APL 600 air channel
14422	Parts tray, BNP162
14417	Parts tray, BNP164
14423	Parts tray, BNP166
28779	PDQ DOOR SEAL 12FT
28781	PDQ DOOR SEAL BACK-UP 12FT
02709	Petcock and hose, Wetblast
02707	Petcock, 1/4" m/f thread
01325	Petcock, air filter (N), manual drain
04274	Pick-up tool, AVS, bulk 2"
04276	Pick-up tool, AVS, bulk 4"
04270	Pick-up tool, AVS, crev w/swiv 2"
04272	Pick-up tool, AVS, flare w/swiv 2"
04275	Pick-up tool, bulk 3" AVS/CCB
04271	Pick-up tool, crev w/swiv 3" AVS/CCB
04273	Pick-up tool, floor w/swiv 3" AVS/CCB
07675	Pigtail, ACS panel, 5ft
25540	Pin, 3/8" x 1-1/2", quick-release
20246	Pin, clevis 1/4" x 1-3/8"
24838	Pin, cotter, 1/2" x 2" L
02655	Pin, hinge, SGT trigger
20245	Pin, hitch cotter 1/4"-5/16"
24491	PIN, PIVOT, 3/4 DIA
100312	Pin, safety, long, PVR
100311	Pin, safety, PVR valve
02387	Pin, spring 3/16" x 1-1/8"
01263	Pin, spring, MSV
02432	Pin, valve handle
08838	Pin, valve plate, CCT
25963	Pipe kit, sump, 4-in, GBBU
25931	Pipe kit, sump, 5-in, GBBU
28567	Pipe, 3/4 fem ght x 3/4 npt male
28050	Pipe-Pro XL less carriage and hoses
27792	Pipe-Pro XL Tool for 16" to 31" pipe
28046	Pipe-Pro XL Tool for 16" to 60" pipe

#	Description
20515	Piston cup
21323	Piston stop, AQV
02192	Piston, 1/2" inlet valve
100014	Piston, diaphr, S/King
100021	Piston, inlet, S/King
21329	Piston, rubber, w/bushing, AQV
100018	Piston, u-seal, S/King
01987	Piston/rod asmbly, 1" inlet
01976	Piston/rod asmbly, 1" outlet
02003	Piston/rod asmbly, 1-1/2" inlet
30374	Plastic Panel Nut for Mini Reg
12351	Plate asmbly
21656	Plate, hopper hose
25575	Plate, mounting, CMS-3
16213	Plate, press down, RP
25877	Plate, sump adaptor
01971	Plug & spindle guide, 1" outlet
12011	Plug (nyl), 1" pipe sq head
01986	Plug washer retainer, 1" inlet
02002	Plug washer retainer, 1-1/2" inlet
01761	Plug, 1" pipe sq head
03532	Plug, 1" pipe sq head galv
01759	Plug, 1/2" pipe sq hd
01950	Plug, 1/4" pipe
01897	Plug, 1/8" pipe
02477	Plug, 1-1/2" pipe
28028	Plug, 1-1/4 BSP blast hd, Pipe Pro XL
01762	Plug, 1-1/4" pipe sq head
03536	Plug, 3/8" pipe brass
08827	Plug, CCT
02898	Plug, twist-lock female (remote)
06327	Plug, twist-lock female 3-wire
02899	Plug, twist-lock male (remote)
02275	Plug, twist-lock male 3-wire
27523	Plunger, AQV-H
21326	Plunger, grit valve, AQV
30204	Pneu Inlet Pkg- P3 P6 P55 Suction
30627	Pop-up valve, 8" with 15" stem
29452	POST-FLATE 3" BUTTERFLY VALVE
20320	Pot mover, axle
20317	Pot mover, wheel and tire asmbly
90584	Power Gun control knob
90587	Power Gun control knob stem
90585	Power Gun knob stem bushing
90366	Power Gun mixing chamber
90590	Power Gun return spring
90594	Power Gun rod & tip asmbly
90593	Power Gun rod and seal plug
90591	Power Gun rod guide
90595	Power Gun rod seal
90253	Power Gun w/ hoses less hpr/cart, 16ft
24688	Power Gun w/ hoses less hpr/cart, 30ft
99860	Power Gun w/hoses, hpr & cart, 16ft hose
24687	Power Gun w/hoses, hpr & cart, 30ft hose
28011	Power supply, CMS1 & 2 - 110/220V
100490	POWER UNI AIR JET, WPG
100491	POWER UNI MIXING CHAMBER
100495	POWER UNI WATER INJECTOR
100496	POWER UNI WATER INJECTOR HEAD
10781	Press Reg w/Ga 1-1/4" 50 psi
13479	Protector, turntable bearing
12020	PULLEY SELF CLEANING
13149	Pulley, 1/2" OD, A300 auto kit

#	Description
06385	Pulley, elevator btm, 8" x 6" winged
06386	Pulley, elevator top, 6" x 4", lagged
06412	Pulley, split, elevator btm, 8" x 6"
06410	Pulley, split, elevator top, 6" x 4"
29412	PULSAR 3 DOOR ASSEMBLY - LEFT
29413	PULSAR 3 DOOR ASSEMBLY - RIGHT
29903	PULSAR 3D DUST COLLECTOR CARTRIDGE
29382	Pulsar 3P Plus Assembly
29381	Pulsar 3S Plus Assembly
30363	Pulsar 55SE Plus Assembly
30349	PULSAR 6 DOOR ASSEMBLY - LEFT
30350	PULSAR 6 DOOR ASSEMBLY - RIGHT
29384	Pulsar 6P Plus Assembly
29383	Pulsar 6S Plus Assembly
29393	Pulsar Plus 3S Cab 6S PM Assembly
23197	PULSE RESERVOIR LOWERING KIT
24427	Pump, 1" diaphr, BNP250
25908	Pump, Ambient Air, CALIPSO
22530	Pump, ambient air, CAP-4 w/frame
22384	Pump, ambient air, CAP-4C w/cart
20570	Pump, BNP 250 diaphr
21481	Pump, water, S/King
05532	Pump, water, wetblast inj sys
23130	Push button, green
24495	PUSH BUTTON, GREEN ACTIVATOR
25557	Pusher line (rbr) rplcmnt, 1-1/4x13.5
22508	Pusher line (rbr) rplcmt 1" x 21"
23673	Pusher line (rbr) rplcmt 1" x 28"
23675	Pusher line (rbr) rplcmt 1-1/4" x 31"
24621	Pusher line (rbr) rplcmt 3/4" x 12"
24622	Pusher line (rbr) rplcmt 3/4" x 19"
24167	Pusher line (rbr) rplcmt, 1" x 19"
22863	Pusher line (rbr) rplcmt, 1" x 22", VIP
24168	Pusher line (rbr) rplcmt, 1-1/4"x19"
23674	Pusher line 1-1/4" x 28"
23873	Pusher line kit (rbr) 3&6cf, 1" classic
25724	Pusher line kit (rbr), 0.5 cf, 3/4"
25723	Pusher line kit (rbr), 1 cf, 3/4"
23875	Pusher line kit (rbr), 2 cf, 1", classic
23874	Pusher line kit (rbr), 3&6 cf, 1-1/4 cl
23876	Pusher line kit (rbr), 4&6 cf, Contr
27503	Pusher line kit (rbr), LoPot, 1"
27504	Pusher line kit (rbr), LoPot, 1-1/4"
22864	Pusher line rplcmt, 1" x 32"
05670	PVR actuator shaft, PVR400
05684	PVR bushing for actuator body
05663	PVR chamber asmbly, PVR400
05694	PVR flatwasher, 1/4" ss
05691	PVR lock stud asmbly, PVR400
05687	PVR plate, PVR400
05683	PVR plug, PVR400
05676	PVR plunger, PVR400
05685	PVR seal, PVR400
05686	PVR spring return, PVR400
07730	PVR tube, air valve 1-1/4" ID
04635	PVR tube, grit valve 1" ID
05668	PVR valve clamp asmbly
20660	PVR valve clamp asmbly
05674	PVR valve cover plate
05673	PVR valve flange adaptor
05672	PVR valve fig adapt, 45 deg
29249	Pwr Gun H2O w/16' hoses L/cart
29335	Pwr Gun H2O w/16cf Hopper and Cart
29337	Pwr Gun H2O w/30ft hoses and cart

#	Description	#	Description	#	Description
29336	Pwr Gun H2O, w/30' hoses L/cart	24068	Recl, press, 1200 cfm 16" w/o exh, mod	30822	Recovery sys, M-section®, 8ft 60° CDC
R		24066	Recl, press, 1200 cfm 16", mod	28227	Recovery sys, M-section®, 8ft w/ 900 CDC
28719	Rack, super-sack, 120cf, fact inst	24062	Recl, press, 1200 cfm 24" w/o exh, mod	12024	Reducer, 1" - 3/8", galv
28720	Rack, super-sack, 160cf, fact inst	24051	Recl, press, 1200 cfm 24", mod	10811	Reducer, 2" x 1"
28718	Rack, super-sack, 60cf, fact inst	24061	Recl, press, 1200 cfm, 24" w/5 hp exh	06465	Reducer, 20:1 w/torq arm, elevator
27805	Rail, carriage, Pipe-Pro XL	24067	Recl, press, 1200 cfm, pull-thru, mod	12026	Reducer, gear, 162/4/6
30957	Rain cap, muffler	27666	Recl, press, 1200cfm, 2cf pot, 6" inlet	30372	Reducing union, 1/4" x 5/16" tubing
28809	RAMP, 10' PDQ SWEEP-IN SYSTEM	25010	Recl, press, 1800 cfm 24" w/o exh	12763	Regulator asmbly, 1/2" (cab)
28811	RAMP, 12' PDQ SWEEP-IN SYSTEM	21193	Recl, press, 900 cfm 14" w/o exh	21524	Regulator asmbly, Pulsar, 1/2"
29444	RAMP, 8FT SWEEP-IN M-SECTION	10491	Recl, press, 900 cfm 16" A w/2 hp exh	22937	Regulator kit, CPF80
31011	Rec sys, R.L. M-section®, 10ft w/ 900 CDC	22800	Recl, press, 900 cfm 16" A pull-thru	12052	Regulator, 1" pilot-operated NR
30992	Rec sys, R.L. M-section®, 10ft w/RPH-2	21293	Recl, press, 900 cfm 16" pull-thru	01904	Regulator, 1" with gauge
31055	Rec sys, R.L. M-section®, 12ft w/ 900 CDC	21253	Recl, press, 900 cfm 16" w/2 hp exh	30329	Regulator, 1/2" BSPP pilot-op w/O-ring
31012	Rec sys, R.L. M-section®, 12ft w/RPH-2	21252	Recl, press, 900 cfm 16" w/o exh	11345	Regulator, 1/2" pilot-operated
31057	Rec sys, R.L. M-section®, 8ft w/ 900 CDC	24206	Recl, press, 900 cfm 24" pull-thru	01902	Regulator, 1/2" with gauge
31056	Rec sys, R.L. M-section®, 8ft w/RPH-2	21823	Recl, press, 900 cfm 24" w/o exh	12934	Regulator, 1/2", non-relieving
14217	Rec Sys/8ft M-Sect/RPH-2/Pot/Recl & Hop	28581	Recl, press, 900 cfm PM 16" P/T vortex	12050	Regulator, 1/4" mini w/gauge
28965	REC, 300S W/OUTLET ADAPTOR PIPE	14269	Recl, press, 900 cfm, 24" w/2 hp exh	21479	Regulator, 1/4" pilot, S/King
28969	REC, 900P W/OUTLET ADAPTOR PIPE 16"	27665	Recl, press, 900, 16", w/o exh 5" Inlet	30333	Regulator, 1/4" Pressure with Gauge
28970	REC, 900P W/OUTLET ADAPTOR PIPE 24"	20340	Recl, Pulsar III side w/12417	12715	Regulator, 1/8" mini-pilot
28967	REC, 900S W/OUTLET ADAPTOR PIPE	29502	Recl, Pulsar III-P & VI dp	30298	Regulator, 1/8" NPT Pilot Pressure
30678	REC, MB1600E4 System, 230/3/60	29493	Recl, Pulsar VI suction, old style	30330	Regulator, 1/8" NPT Pilot Pressure
30680	REC, MB1600E4 System, 575/3/60	30879	Recl, R.L.,suct, 900 cfm pull w/vortex	12051	Regulator, 1-1/2" pilot-op w/gauge
30679	REC, MB1600E4 System,460/3/60	24058	Recl, suct, 1200 cfm 5hp, mod	01906	Regulator, 1-1/2" with gauge
30681	REC, MB2000E4 System, 230/3/60	24060	Recl, suct, 1200 cfm, pull-thru, mod	24816	Regulator, 2" non-relieving
30682	REC, MB2000E4 System, 460/3/60	24059	Recl, suct, 1200 cfm, w/o exh, mod	01903	Regulator, 3/4" with gauge
30683	REC, MB2000E4 System, 575/3/60	21307	Recl, suct, 1800 cfm pull-thru	25869	Regulator, 3/8 NPT, BNP-160
30684	REC, MB3000E4 System, 230/3/60	14152	Recl, suct, 1800 cfm w/o exh	12053	Regulator, 3/8" knob type
30685	REC, MB3000E4 System, 460/3/60	14154	Recl, suct, 2500 cfm w/10 hp exh	22939	Regulator, 3/8" NPT knob type
30686	REC, MB3000E4 System, 575/3/60	14153	Recl, suct, 2500 cfm w/o exh	12057	Regulator, 3/8" pilot-operated
30461	Rec, Pulsar Plus III Assembly	21303	Recl, suct, 300 cfm pull-thru	10985	Regulator, S/K, 1 1/4 pilot op
12390	Recl asmbly, Comet	12402	Recl, suct, 300 cfm w/1/2 hp exh 115v	22920	Regulator/filter, CMS-2
27409	Recl asmbly, GBBU	12403	Recl, suct, 300 cfm w/o exh	23013	Regulator/filter, CO Monitors
27466	Recl body, rbr-lined, w/top - 900 cfm	29489	Recl, suct, 600 DP L/exhr 14" pot	12048	Relay for A-300
27465	Recl body, w/o top, 900 cfm	29485	Recl, suct, 600 L/exhr	12046	Relay, 162/4/6/FlatTrak
14271	Recl door w/latch & strike	29491	Recl, suct, 600 L/exhr BNP 164	12047	Relay, 24v for SuperComet
20598	Recl hose supp, 2500 cfm 10" inlet	29484	Recl, suct, 600 w/exhr	25830	Rem cont sys, AQV-EPH 120v 1-op
16887	Recl hose supp, 900 cfm 6" inlet	29488	Recl, suct, 600 w/exhr 3ph	25831	Rem cont sys, AQV-EPH 12v 1-op
24420	Recl mount flange, 16" machine	29492	Recl, suct, 600 w/exhr BNP164 3ph	25834	Rem cont sys, AQV-PPH 1-op
22089	Recl mount flange, 24" mach	29483	Recl, suct, 600DP aerolyte w/exhr	25832	Rem cont sys, DQV-EPH 120v 2-op
18475	Recl outlet plate, 300 cfm	21305	Recl, suct, 900 cfm pull-thru w/vortex	25833	Rem cont sys, DQV-EPH 12v 2-op
20344	Recl outlet plate, 600 cfm	12398	Recl, suct, 900 cfm w/2 hp exh 230v	25835	Rem cont sys, DQV-PPH 2-op
16832	RECL OUTLET PLATE, 900 CFM	12399	Recl, suct, 900 cfm w/o exh	03385	Rem cont sys, EAC300 1-1/4" 120v 1-op
12224	Recl outlet plate, 900 cfm	27663	Recl, suct, 900 cfm, w/o exh, 5" Inlet	21182	Rem cont sys, EAC300C 120v sgl-op ACS
14279	Recl outlet plate, wye 900	30877	Reclaim R.Lined 600 Assy Fig/ CDC	03381	Rem cont sys, EDC300 1-1/4" 12v 1-op
23073	Recl sump, Pulsar IX-S	28200	Recovery sys, belt conveyor, 10ft 230v L	21184	Rem cont sys, EDC300C 12v sgl-op ACS
23040	Recl top, 900 cfm recl, modular	28201	Recovery sys, belt conveyor, 10ft 230v R	21154	Rem cont sys, TLR100DC diaphr OV, ACS
29497	Recl, 600 DP F/CDC	28202	Recovery sys, belt conveyor, 10ft 460v L	01936	Rem cont sys, TLR300, 1-1/4"
29496	Recl, 600 DP L/exhr	28203	Recovery sys, belt conveyor, 10ft 460v R	21153	Rem cont sys, TLR300C w/piston OV, ACS
29499	Recl, 600 DP P/T	27971	Recovery sys, belt conveyor, 20ft 230v L	03448	Rem cont sys, TLR300D 1-1/4" diaphr OV
29498	Recl, 600 DP w/exhr	27970	Recovery sys, belt conveyor, 20ft 230v R	21155	Rem cont sys, TLR300DC diaphr OV, ACS
29508	Recl, 600 suct p/t BNP 164	27972	Recovery sys, belt conveyor, 20ft 460v L	02518	Rem cont sys, TLR-50, 1/2"
29507	Recl, 600 suct w/outlet pipe BNP164	27402	Recovery sys, belt conveyor, 20ft 460v R	24800	Rem control handle, Pool Pal
29506	Recl, 600 suction F/ CDC	06427	Recovery sys, hopper, 2 x 2	21413	Resp. Hose, LP helmet, 1/2" x 100 ft
29500	Recl, 600 suction p/t	06468	Recovery sys, hopper, 3 x 3	01300	Retainer, air filter (N), 3/4" x 3/8"
29504	Recl, 600dp Aerolyte p/t	27056	Recovery sys, hopper, 3 x 3 for 2-pot st	29770	RETAINER, BATTERY, CMS-4 CO MONITOR
29494	Recl, 600DP w/exhr 14" pot	28228	Recovery sys, M-section®, 10ft w/ 900 CDC	27748	Retainer, outer lens, Beacon
24064	Recl, press, 1200 cfm 16" 5hp, mod	14220	Recovery sys, M-section®, 10ft w/RPH-2	29769	RETAINER, SENSOR, CMS-4 CO MONITOR
		28229	Recovery sys, M-section®, 12ft w/ 900 CDC		
		14223	Recovery sys, M-section®, 12ft w/RPH-2		

ALPHA LISTING

#	Description
08829	Retainer, threaded, CCT
90586	Retaining nut, Power Gun contr knob
03824	Retaining ring, 1" heavy duty
02644	Retaining ring, 3/16" external
03805	Retaining ring, blast mach axle
02181	Retaining ring, cap, 1/2" inlet/outlet
12039	Retaining ring, Comet brush
02180	Retaining ring, valve plug, 1/2" inlet/o
12038	Retaining ring, W/S nozzle
30983	RHINO COATED HOSE ADAPTOR - 6in
30194	Ring, glove mount attachment
100492	RING, POWER UNI LOCKING
01143	Ring, retaining
01109	Ring, retaining, HBJ
06058	Ring, snap, 0.50" diameter, FF
10568	RLX body
24842	RLX electric switch w/cord
10573	RLX handle
10562	RLX pneumatic adaptor
28571	RLX rem contr asmbly w/52 ft hose
07625	RLX rem contr handle asmbly w/ACS, pneu
10565	RLX rem contr handle asmbly, pneumatic
05801	RLX rem contr hndl asmbly elec twist-lok
10840	RLX rem contr hndl asmbly, elec lo-pro
31167	RLX rem contr hndl w/acs, pro series
19262	Rod clevis asmbly, 1 1/2 bore cyl
24490	ROD CLEVIS FM SERIES 4MA
20479	Roll pin
20519	Roll pin, 1/16", Sentinel
12815	Roll pin, 1/4 nc x 1"
21164	Roll pin, 1/8" x 1/2", AQV
27614	Rot Airlock Reg 1/4 NPT Brass
27615	Rot Airlock Reg Pres Gauge

S

30066	Safety Pkg, Apollo 20 HP
30065	Safety Pkg, Apollo 600 HP
12685	Satellite asmbly
11566	Satellite base, rbr-ctd, A-250
04899	SB 3" wheel set, 6 ea. w/clevis pin
04898	SB 3" wheel, w/clevis pin
02629	SB arms (3) with wheels
02613	SB bearing seal
02606	SB brake housing
02628	SB brake shoe lock pin
02608	SB brake w/lining & 1 lock pin
02626	SB carriage wheel
02611	SB double seal light bearing
02618	SB end plate locking nut
04937	SB front (body) collar
02602	SB front carriage body
04894	SB leg set, long (6 ea. 17" lg.)
04895	SB leg set, medium (6 ea. 8" lg.)
04896	SB leg set, short (6 ea. 4" lg.)
10559	SB leg set, xl (6 ea 36" lg)
10899	SB main body kit
01408	SB nozzle, 1/4" orif x 1-3/4"
01411	SB nozzle, 3/8" orif x 1-3/4"
01412	SB nozzle, 3/8" orif x 4"
01409	SB nozzle, 5/16" orif x 1-3/4"
01410	SB nozzle, 5/16" orif x 3"
02617	SB npl, 1-1/4" rbr-lined

#	Description
04938	SB rear (lance) collar
10898	SB retainer ring
02604	SB rotating nozzle head
10546	SB spinblast head, large
02609	SB tube casting
02610	SB tube locking ring
12388	Screen asmbly, Comet
03362	Screen, 10" blast machine
03099	Screen, 16" dia machine, rcsd
20357	Screen, 20" machine, rcsd
03100	Screen, 24" machine, rcsd
05856	Screen, 3 x 3 hopper
03101	Screen, 30" machine, rcsd
02391	Screen, 36" blast machine
08973	Screen, 40-mesh, CAT/CCT/CCAC
12279	Screen, 5" OD w/clip 300 cfm recl
12280	Screen, 5" OD w/clip, 600 cfm recl
02012	Screen, abrasive trap, 1"
06241	Screen, air inlet, 24" long
06242	Screen, air inlet, 36" long
05645	Screen, BClem tank
20582	Screen, BNP 250 diaphr pump
25092	Screen, exh outlet 300 cfm
27054	Screen, exh outlet 600 cfm
28249	Screen, exh outlet 900 cfm
13174	Screen, exh, BNP 250
12144	Screen, filter, BNP 250
22651	Screen, MLNM exh
00511	Screen, oval, ACD, 12" x 20"
00543	Screen, oval, AFM/MCY, 7" x 17-1/2"
01666	Screen, PAC-16
01715	Screen, PAC-30
12282	Screen, recl w/clip, #8 mesh, 8" OD
21275	Screen, recl, #4.5 mesh
23146	Screen, recl, #4.5 mesh w/magnets
23147	Screen, recl, #8 mesh w/magnets
21265	Screen, recl, #8 mesh, bayonet style
12281	Screen, recl, 5" OD w/clip 900 cfm
18292	Screen, recl, w/clip, #4.5 mesh, 8" OD
17028	Screen, recl, w/o clip, #4.5 mesh
28159	Screen, sump
06265	Screen, window 13.5" x 20.5"
29871	SCREW
30195	Screw 1/4" Shlder x 3/16" LG, 10-24
03269	Screw 3/8 nc x 2" full-thrd hx hd cap
03903	Screw, #10 flat head sheet metal
12062	Screw, #10 x 1/2" truss
03901	Screw, #10 x 3/8" pan head
20212	Screw, #12 X 1 Pan Hd Tapping
21403	Screw, #6 x 1" sht met
21402	Screw, #6 x 1/2" sht met
28644	Screw, #8 X 1/2" PAN HD SS SM (129073)
03459	Screw, 1/2 x 3-1/2 hex head gr5
03452	Screw, 1/2" x 1" hex head
03471	Screw, 1/2" x 1/2" set cup pt
03455	Screw, 1/2" x 1-3/4" hex head
05932	Screw, 1/2" x 1-3/4", shoulder
03456	Screw, 1/2" x 2" hx hd
03457	Screw, 1/2" x 2-1/2" hex head
03492	Screw, 1/2" x 3/4" shoulder
13477	Screw, 1/2" x 3-1/4" shoulder
03454	Screw, 1/2"NC x 1-1/2" cap
27361	SCREW, 1/2IN STEEL SLOTTED
03086	Screw, 1/4" nf x 3/4" socket head

#	Description
03053	Screw, 1/4" x 1" hex head cap
03131	Screw, 1/4" x 1" thumb (brass)
03051	Screw, 1/4" x 1/2" hex head
03072	Screw, 1/4" x 1/2" set cup pt
03080	Screw, 1/4" x 1/2" set square head
03075	Screw, 1/4" x 1/4" HX DRIVE set cup pt
03071	Screw, 1/4" x 1/4" set cup pt,lock
03055	Screw, 1/4" x 1-1/2" hex head
29547	Screw, 1/4" x 1-1/4" FLAT HEAD CAP
03052	Screw, 1/4" x 3/4" hex head
12069	Screw, 1/4" x 3/4" socket
03123	Screw, 1/4" x 3/4" thumb
03077	Screw, 1/4" x 3/8" set cone pt
24434	SCREW, 1/4-20 X 3 HX HD
03124	Screw, 1/4-NC x 1" socket hd
03054	Screw, 1/4nc x 1-1/4" hex hd cap scr
25871	Screw, 1/4-NC x 3/16 set
28032	Screw, 10 x 20mm hex head
12722	Screw, 10-16 x 3/4", self-tap
10897	Screw, 10-24 x 1" ctsk mach
03891	Screw, 10-24 x 1" rnd head mach
03886	Screw, 10-24 x 1/2" rnd hd mach
03887	Screw, 10-24 x 1/2" thumb
08980	Screw, 10-24 x 1/4" round head
03892	Screw, 10-24 x 2 1/4" rnd hd
03270	Screw, 10-24 x 3/16" set
19571	Screw, 10-32 x 1/2" flat head
100019	Screw, 10mm ctrsnk socket, S/King
28035	Screw, 12 x 75mm hex head
29236	SCREW, 20851 FLAT TRAK MANIFOLD
05817	Screw, 3/16" x 1-1/4" shoulder
03319	Screw, 3/8 nc x 3/4, hx hd cap
03253	Screw, 3/8 x 1-1/4 hex head cap
03261	Screw, 3/8 x 3-1/2 hex head cap
03252	Screw, 3/8" x 1" hex head
22655	Screw, 3/8" x 1" skt hd
03289	Screw, 3/8" x 1" thumb
03272	Screw, 3/8" x 1/2" set cup pt
03267	Screw, 3/8" x 1-1/2" hex head
03322	Screw, 3/8" x 1-1/2" socket set
03258	Screw, 3/8" x 2-1/2" hex head
03331	Screw, 3/8" x 3/4" hex head
03251	Screw, 3/8" x 3/4" hex head cap
03293	Screw, 3/8" x 3/4" shoulder
03291	Screw, 3/8" x 3/8" shoulder
30457	Screw, 3/8-NC - 1/2" x 7/8" shoulder
05818	Screw, 4-40 x 3/8" fillister head
22350	Screw, 5/16 button head
03152	Screw, 5/16" x 1" hex head
21318	Screw, 5/16" x 1" skt hd, AQV
19509	Screw, 5/16" x 1-1/4" hex head
21321	Screw, 5/16" x 1-3/4" skt hd
22767	Screw, 5/16" x 3/4"
03151	Screw, 5/16" x 3/4" hex head
03714	Screw, 5/8" x 4" sq head
28024	Screw, 5mm x 16mm skt hd cap
03870	Screw, 6-32 x 1/4" rnd hd mach
04438	Screw, 6-32 x 3/8" rnd hd mach
90155	Screw, 6x18 skt hd cap
31166	Screw, 8-32 x .375" philps flat head
05819	Screw, 8-32 x 1" round head
21119	Screw, 8-32 x 1/2"
02645	Screw, 8-32 x 3/8" pan head
05814	Screw, 8-32 x 3/8" round head
11389	Screw, 8-32 x 3/8" self tap hx hd

#	Description
05061	Screw, 8-32 x 4" flat head
100013	Screw, 8mm socket head, S/King
100023	Screw, 8mm x 30mm skt hd, S/King
28052	Screw, 8mm x 65mm hex head
90295	Screw, APL 20 lens frame
15528	Screw, button hd, 10-24 x 5/8", CCB
02040	Screw, cover retaining 1" air
03920	Screw, cplg, 7/16" long, Supa
100494	SCREW, HEXAGON HEAD, M4 X 5
28162	Screw, light mount, Beacon
03090	Screw, mach 1/4 nc x 5/8 fl hd
23098	Screw, metering valve adjust
22764	Screw, metering, MQV
90588	Screw, Power Gun stem stop
90592	Screw, set
03271	Screw, set, 3/8 nc x 3/8, cut pt
22611	Screw, skt hd, 5/16" x 1.25"
15526	Screw, socket hd, 1/4" x 1/2", CCB
05787	Screw, take-up, bucket elevator
15525	Screw, thumb, 1/4" x 1", CCB
27052	Screw, wafer hd, self-tap
12974	SCREW-HEX RD 1/4X3/4 Z.P.
25577	Screws & seal kit, CMS-3
21581	Screws, hose coupling - 25 pk
21582	Screws, supa hose cplg - 50 pk
08870	Seal kit, CAT
08845	Seal kit, CCT
22606	Seal, "U", 3-1/2" ID
06237	Seal, blast room
01989	Seal, btm cap, 1" inlet valve
23742	Seal, cover plate rim
02614	Seal, dust (leather), SB
28023	Seal, felt, Pipe-Pro XL
22624	Seal, front wiper, AQV & MQV
22610	Seal, MLNM cylinder cap
22605	Seal, MLNM plunger
05669	Seal, mtrg shaft, PVR400
22615	Seal, piston, MLNM
27811	Seal, plastic, inlet flange, Pipe-Pro XL
25872	Seal, push button switch
22607	Seal, upper, MLNM dual piston
28030	Seal, U-type, axle, Pipe Pro XL
21344	Seat, urethane, AQV
02047	Seat, 1" air diaphr valve
24078	Seat, ACE valve
01245	Seat, pop-up valve, 1.35"ID x 2.125"OD
02325	Seat, pop-up valve, 4"ID x 5.5"OD
02343	Seat, pop-up valve, 6"ID x 7.5"OD
02380	Seat, pop-up valve, neoprene
20490	Seat, Sentinel
21377	Sensor, ABL 4021
23015	Sensor, CMS-1
22919	Sensor, CMS-2
24616	Sensor, CMS-3
29768	Sensor, CMS-4 CARBON MONOXIDE ALARM
10987	Sensor, level
61185	SEPARATION, 1200RL, MEDIA ADD, MANI ASSY
15788	Sequence control panel asmbly
01929	Service kit, 1" inlet valve
01928	Service kit, 1" outlet valve
07814	Service kit, 1/2" inlet valve
01927	Service kit, 1-1/2" inlet valve
01925	Service kit, abrasive trap

#	Description
24075	Service kit, ACE air valve
01299	Service kit, air filter (N) 1"
01286	Service kit, air filter (N) gasket/o-rin
21722	Service kit, air filter (N) sight glass
22367	Service kit, air filter (seals) (S) 1-1/2"
25130	Service kit, air motor & gear, SpinBlast
21765	Service kit, air motor pump, S/King
24446	Service kit, AQV actuator
28164	Service kit, Beacon inner lens
28163	Service kit, Beacon outer lens
24617	Service kit, electric RLX pro series
29870	SERVICE KIT, CMS-4 CO MONITOR
24858	Service kit, comfort vest air fittings
28723	Service kit, cross drive cylinder
21601	Service kit, dia pulse valve 1-1/2"
30173	Service Kit, Diaphragm Pulse Valve
31216	Service kit, electric RLX pro series
24861	Service kit, FlatTrak prm cylinder, univ
12529	Service kit, foot pedal 12368
22824	Service kit, for 01903, 01904 & 01906
21767	Service kit, material pump, S/King
31187	Service kit, metering knob assembly
22856	Service kit, MLNM inlet seals
22868	Service kit, MLNM outlet muffler
22857	Service kit, MLNM outlet segment
22898	Service kit, MLNM plunger tip
22899	Service kit, MLNM super
25445	Service kit, motor, CAP-4
22854	Service kit, MQV mtrg segment
31175	Service kit, o-rings and seals
90208	Service kit, PG gun asmbly
24890	Service kit, piston seal, TRD / Miller
31174	Service kit, plunger and seat
21600	Service kit, pulse valve, 1", RP/CDF/Pul
22591	Service kit, pulse valve, 1", RP/Goyen o
22590	Service kit, pulse vlv 1-1/2 RP (G)
25444	Service kit, pump, CAP-4
25417	Service kit, reg 10985/12051 Watts
21356	Service kit, reg 12051, 1-1/2" Master Pn
22093	Service kit, reg 12052, 1" PH
12535	Service kit, reg 12053, 3/8" Nor
22859	Service kit, RLX pneu cont handle
21766	Service kit, seals, air mtr pump, S/King
10894	Service kit, SpinBlast 10547
31211	Service kit, spool
31176	Service kit, thrust bearing assembly
31210	Service kit, valve body cap screws
05484	Service kit, W/B pump
29253	Setscrew, M5 x 6mm
02658	SG300 Suction gun less hose/hpr
02891	SG300 Suction gun less hpr/noz/jet
02892	SG300 Suction gun less nozzle/jet
02641	SG300 Suction gun, complete
02642	SGT air gun asmbly
02652	SGT air hose connector
02659	SGT air jet with 1/16" orifice
02662	SGT air jet with 1/4" orifice
02660	SGT air jet with 1/8" orifice
02661	SGT air jet with 3/16" orifice
02654	SGT body
02673	SGT hopper screen
02665	SGT hose, 1/2" x 10 ft air
02666	SGT hose, 1/2" x 10 ft material
02663	SGT suction body
02664	SGT suction body nut

#	Description
02643	SGT Suction Gun & Hose Assembly
02650	SGT valve seat, 3/4" OD
02651	SGT valve seat, brass
02649	SGT valve stem
02653	SGT valve trigger
02690	SH70 air jet, 1/4" orifice
02688	SH70 air jet, 1/8" orifice
02689	SH70 air jet, 3/16" orifice
02698	SH70 hose, 1/2" x 10 ft air
02699	SH70 hose, 5/8" x 10 ft material
02687	SH70 suction body
02691	SH70 suction body nut
02686	SH70 suction head asmbly
00055	SHA suction head, less nozzle-jet
28361	SHAFT - 2HP B/E HEAD
27915	SHAFT - IDLER PULLEY - B/C
13677	Shaft asmbly, basket drive, 3-7/8" L
25732	Shaft asmbly, basket drive, 5-5/8" long
13685	Shaft, collar fixture
14342	Shaker asmbly, 300 cfm
12414	Shaker asmbly, 600 cfm
08761	Sheave, blower, AVS
13148	Sheave, pulley, A300 auto kit
12021	Sheave, single groove, A-250
27929	SHORT ROLLER - B/C
23023	Sight glass dome for 05616
07594	Silencer, VPR 150/290 cfm
29560	SKID, 3 TON BIG CLEM
29556	SKID, 6 TON BIG CLEM
29557	SKID, 8 TON BIG CLEM
02668	Sleeve, SGT air jet
02697	Sleeve, SH70 air jet
27815	Sleeve, U-seal/spacer, Pipe-Pro XL
31009	SLEEVEING, WRAP-AROUND, 3/8 ID
20593	Slide cover kit for BNP162
20594	Slide cover kit for BNP164
20595	Slide cover kit for BNP166
14418	Slide cover, 162/4/6
05852	Slide gate
28031	Snap ring, Pipe-Pro XL
12040	Snap ring, side angle nozzle
20512	Sntl cylinder cap
20513	Sntl flange adapt w/inspection opening
20511	Sntl lower body
20499	Sntl metering plate and stem
21438	Sntl mtrg plate, urethane
21021	Sntl packing gland
20494	Sntl piston shut-off
20518	Sntl seal
22389	Sntl seal kit, lower segment
22388	Sntl seat kit, upper segment
20497	Sntl seat plate
20495	Sntl wear sleeve
12164	Socket, 8-pin
27997	Socket, bulb base, Shop cab
15744	Solenoid asmbly, 8-valve bank
15743	Solenoid assembly, 5-valve bank
15742	Solenoid assembly, 6-valve bank
23869	Solenoid for RPH-2, -3, IX
12199	Solenoid, 1/4", 3-way
24198	Solenoid, indiv rplcmt, 15743 & 15744
31218	Solenoid, pro series replacment
27044	Solenoid, rplcmt for 15742
28458	Sound suppressor asmbly, w/foam, 600 cfm

ALPHA LISTING

#	Description
28459	Sound suppressor asbly, w/foam, 900 cfm
01166	Spacer, axle
08836	Spacer, CCT
19258	Spacer, foot pedal
02431	Spacer, handle bolt, FSV/Sntl
31112	Spacer, Plunger
08968	Spacer, thick, #2, CAT/CCT
08966	Spacer, thin, #1, CAT/CCT
06207	Spacer, thrust bearing
27814	Spacer, U-seal, Pipe-Pro XL
20484	Speed control, A200 part rotation
04971	SpinBlast carriage, 12"- 36" ID
10560	SpinBlast carriage, 36"- 60" ID
03641	SpinBlast carriage, 8"- 17" ID
10547	SpinBlast for 36" to 60" pipe
02601	SpinBlast for 8" to 36" pipe
25114	SpinBlast HD air motor & gear asbly
25116	SpinBlast HD air motor mounts, set of 4
25110	SpinBlast HD bearing, set of 2
25100	SpinBlast HD blast head
25101	SpinBlast HD blast head lock ring
25112	SpinBlast HD body
25103	SpinBlast HD bushing lock ring
25117	SpinBlast HD carriage asbly, up to 48"
25108	SpinBlast HD gland o-ring, inner
25107	SpinBlast HD gland o-ring, outer
25109	SpinBlast HD lock ring
25102	SpinBlast HD main body bushing
24648	SpinBlast HD nozzle ext 24" set of 2
25104	SpinBlast HD packing gasket gland
25106	SpinBlast HD seal
25105	SpinBlast HD seal gland
25111	SpinBlast HD spacer sleeve
24646	SpinBlast HD spanner wrench
24649	SpinBlast HD spare parts kit
25113	SpinBlast HD tube
02615	SpinBlast rear end plate
02603	SpinBlast service kit for 02601
06418	Splice bar, elevator, 4" wide
28446	SPLICE PLATE KIT
24093	Spring retainer gasket, ACE valve
24094	Spring retainer, ACE valve
02042	Spring, 1" air diaphr valve
02055	Spring, 1-1/4" air diaphr valve
20121	Spring, 1-1/4" x 3-1/2"
02178	Spring, 17/32" OD x 1"
02647	Spring, 3/8" ID x 1-1/8"
01974	Spring, 7/16" ID x 1-5/8"
02000	Spring, 7/8" ID x 2-1/16"
24095	Spring, ACE valve
27524	Spring, AQV-H, 4"
28022	Spring, axle shaft, Pipe-Pro XL
08844	Spring, CCT
01982	Spring, compression
05633	Spring, FSV & LPV
31105	Spring, GW
28671	Spring, media cleanout door, Shop-Mate
90589	Spring, Power Gun control knob
20600	Spring, Sntl & AQV
05823	Spring, torsion RLX lever lock
12101	Sprocket, 15 tooth, 162/4/6
13090	Sprocket, 24-tooth, 162/4/6
12102	Sprocket, 60 tooth, 162/4/6
23156	Stack, air inlet 6" x 8" BNP/Pulsar

#	Description
100493	STAR GRIP, M6 X 10
12163	Starter holder, fluorescent light
12156	Starter, fluorescent light
30498	Steel grit kit, Pulsar 6 +, field instal
28084	Steel grit kit, Pulsar III-P, fact inst
28085	Steel grit kit, Pulsar III-P, field inst
25252	Steel grit kit, Pulsar IX/IX-P, field
21797	Steel grit kit, Pulsar VI/VIP, fact inst
30875	Steel grit kit, Pulsar+ III-P Field inst
23889	Stem asbly, cab mtrg valve
24092	Stem, ACE valve
29448	Stem, foot pad
23097	Stem, metering valve
20004	Stop, over-travel
19730	Stop, strike BNP EU-door
07568	Storage drum, 6 cf cap ELS
21128	Storage hopper, 16" dia, 16 1/2" h, 2 cf
21027	Storage hopper, 24" dia, 24" h, 6 cu.ft.
30398	Strain relief, 1/2" w/locknut
27756	Strain relief, 3/4 hub x 1/4 cbl
27757	Strain relief, 3/4 npt x 3/8 to 5/8 cbl
30408	Strain relief, 3/4", 2-hole w/locknut
27996	Strain relief, 3/8", Shop cab
15011	Strainer, 3/4" NPT, water 100-mesh
24008	Strap holder kit, chin, w/fasteners
21696	Strap holder, chin, APL 20
10534	Strap, cape attachment, APL 20 & 60
23801	Strap, cape attachment, APL 600
04460	Strap, chin
30397	Strap, hook and loop glove mount
28552	Strap, tie-down, 2" x 10 ft, W/B FLEX
29039	STRIP, CURTAIN BACK UP PDQ ROOM
29546	STRIP, CURTAIN BACK UP, MANDOOK
22984	Strobe light, CMS remote alarm
02436	Stud, abrasive valve
03545	Stud, cap, 1/2" x 2", CPF
24201	Suit, blast, leather/cotton, 2XL
24202	Suit, blast, leather/cotton, 3XL
08922	Suit, blast, leather/cotton, L
08921	Suit, blast, leather/cotton, M
08920	Suit, blast, leather/cotton, S
08923	Suit, blast, leather/cotton, XL
22917	Suit, blast, lightweight, 2XL
25022	Suit, blast, lightweight, 3XL
24689	Suit, blast, lightweight, 4XL
22915	Suit, blast, lightweight, L
22914	Suit, blast, lightweight, M
22913	Suit, blast, lightweight, S
22916	Suit, blast, lightweight, XL
23043	Sump adaptor, pressure 16"
27047	Sump asbly, Pulsar III dust collector
12379	Sump pipe asbly, (6x4x4)
16939	Sump pipe asbly, (7x5x5)
12376	Sump pipe asbly, 4", 55/65-300
20342	Sump pipe asbly, 5", 220 w/600
12377	Sump pipe asbly, 5", 55/65-600
12378	Sump pipe asbly, 6" 4050/900
23295	Sump pipe univ, 4"
23296	Sump pipe univ, 5"
23297	Sump pipe univ, 6"
25844	Sump pipe, 2-1/4" flex
24517	Sump pipe, bolt-on, 4", 900 cfm, BNP6012
24534	Sump pipe, bolt-on, 4", 900 cfm, BNP7212

#	Description
24518	Sump pipe, bolt-on, 5", 1200 cfm, BNP601
24535	Sump pipe, bolt-on, 5", 1200 cfm, BNP721
24519	Sump pipe, bolt-on, 6", 1800 cfm, BNP601
24536	Sump pipe, bolt-on, 6", 1800 cfm, BNP721
21657	Sump plate, Pulsar pressure
12955	Sump, bottom cone, 300 recl (unpainted)
12546	Super Comet pressure blaster
31062	Super Sack Rack
31215	Supply cord pigtail, 12v, pro series
16554	Support, blast hose, 600/6012P/720/7212P
60591	Support, hose 1200rec low wear weldt
22729	Support, recl hose, 1200 cfm 6" inlet
20596	Support, recl hose, 1200 cfm 7" inlet
20730	Support, recl hose, 1200/1800 cfm outlet
20597	Support, recl hose, 1800 cfm 8" inlet
20731	Support, recl hose, 2500 cfm outlet
20599	Support, recl hose, 3600 cfm 10" inlet
22324	Support, recl hose, 900 cfm 5" inlet
20619	Support, recl hose, 900 cfm, 7" outlet
13410	Suppressor/silencer, RP, less adaptor
23802	Suspension - web type, APL 600
10532	Suspension asbly - web type, APL 20 & 6
24773	Suspension clips, APL 600, 4-pk
21331	Svc kit, F/T dr cylinder 21437 Norgren
21332	Svc kit, FT dr cylinder 20433 Norgren
23817	Sweatband, APL 600
12383	Switch asbly, blower control
12384	Switch asbly, Comet
05623	Switch asbly, electric, ACS
07654	Switch asbly, pneumatic, ACS
11587	Switch cover, exher control
07655	Switch guard, ACS pneumatic switch
30293	Switch, 3- position selector
07674	Switch, ACS on/off
12121	Switch, blower start, 162/4/6
30291	Switch, green LED pushbutton
30299	Switch, interlock limit
12136	Switch, limit with roller
12117	Switch, limit, micro, elec door lock
12120	Switch, micro limit, 162/4/6
12119	Switch, push button
29045	SWITCH, PUSH TO TALK
30292	Switch, red pushbutton
19439	Switch, rocker, for Pulsar contr box
12127	Switch, toggle
10769	Switch, u-ground, receptacle
23829	Swivel connector, 1/4 npt
100956	Swivel eye, Pipe-Pro XL
T	
24086	Table/car, 30"/500#, 18" gauge, rplcmnt
23884	Table/car, 40"/500#, rplcmnt
12835	Table/track, 20" diam, 220/VI/4050, 500#
13530	Table/track, 20" diam, 65/III/3636, 500#
24045	Table/track, BNP 220/VI/VI-P - 30"
14141	Table/track, BNP 600/720 48"/2000lb

#	Description	#	Description	#	Description
25550	Table/track, BNP 6012 30"/2000lb	19451	Tubing, 1/2" OD poly, per ft	30704	Vacuum, MB3000 Suction Unit, 575/3/60
25547	Table/track, BNP 6012 30"/500lb	30315	Tubing, 1/4" OD blue and gray twin	30669	Vacuum, MB3000E4 System, 230/3/60
25555	Table/track, BNP 7212, 48"/2000lb	30316	Tubing, 1/4" OD green and white twin	30670	Vacuum, MB3000E4 System, 460/3/60
21199	Table/track, BNP Double 220 - 20"	15892	Tubing, 1/4" OD nylon, per ft	30671	Vacuum, MB3000E4 System, 575/3/60
13899	Table/track, BNP Double 65 - 20"	12480	Tubing, 1/4" OD poly, per ft	30705	Vacuum, MB4000 Suction Unit, 230/3/60
25552	Table/track, BNP7212 30"/500lb	12475	Tubing, 1/8" ID urethane, per ft	30706	Vacuum, MB4000 Suction Unit, 460/3/60
23885	Table/track, Pulsar IX 40"/500#	12478	Tubing, 3/8" OD poly, per ft	30707	Vacuum, MB4000 Suction Unit, 575/3/60
24841	Table/worktray, 500 lb cap, for 55/2342	20572	Tubing, 5/8 tygon, per ft	30672	Vacuum, MB4000E4 System, 230/3/60
28550	Tank, water, 120-gal, W/B FLEX	29261	TUBING, CLEAR, CMS 1 & 2 AND CAL. TUBING	30673	Vacuum, MB4000E4 System, 460/3/60
01789	Tee, 1" pipe	20856	Tubing, nylon 5/16", per ft, FlatTrak	30674	Vacuum, MB4000E4 System, 575/3/60
01787	Tee, 1/2" pipe	05612	Tubing, poly 1/4 OD, red	30708	Vacuum, MB5000 Suction Unit, 230/3/60
03990	Tee, 1/2" pipe (brass)	12227	Tumble basket asmbly, 2-gal	30709	Vacuum, MB5000 Suction Unit, 460/3/60
02025	Tee, 1/4" brass	12226	Tumble basket rplcmnt, 2-gal	30710	Vacuum, MB5000 Suction Unit, 575/3/60
20847	Tee, 1/4" brass male-F-F	12074	Tumble basket shaft	30675	Vacuum, MB5000E4 System, 230/3/60
02171	Tee, 1/8" brass	24205	Turntable w/workcar, 20"/500lb, rplcmnt	30676	Vacuum, MB5000E4 System, 460/3/60
01811	Tee, 1-1/4" x 1"	12411	Turntable, 20" dia, w/brng, 500#	30677	Vacuum, MB5000E4 System, 575/3/60
01812	Tee, 2" x 2" x 1" pipe	12412	Turntable, 20" dia, w/o brng, 25#	30693	Vacuum, MB750 Suction Unit, 230/3/60
12819	Tee, 3/8" NPT	14138	Turntable, 30" dia, 500#	30694	Vacuum, MB750 Suction Unit, 460/3/60
03567	Tee, 3/8" street	24042	Turntable, 40" dia 500# cap	30695	Vacuum, MB750 Suction Unit, 575/3/60
30334	Tee, 3/8-NPT brass male x f-f	13845	Turntable, 48" dia 500lb capacity	30660	Vacuum, MB750E4 System, 230/3/60
08759	Thermometer, AVS	18329	Turntable, rplcmnt 20" dia, 500#	30661	Vacuum, MB750E4 System, 460/3/60
02395	Tie, nylon 2-pk	21390	Turntable, rplcmnt 30" dia, 500#-2000#	30662	Vacuum, MB750E4 System, 575/3/60
12140	Tie, nylon, 14-1/2" long x 3/16"	23879	Turntable, rplcmnt 40" dia, 500 lb cap	31104	Valve adjusting screw
02195	Tie, nylon, 14-15" long	21400	Turntable, rplcmnt 48" dia, 500#-2000#	12418	Valve asmbly, flapper, Comet
12139	Tie, nylon, 3-7/8" long	27055	Turntable/Track, 48", 2000#, BNP6012	19532	Valve asmbly, window wash
13547	Timer asmbly, 30 second	27436	Turntable/Track, 48", 2000#, BNP6012	02298	Valve back, 1/2" outlet
12178	Timer, 60-minute	U		31096	Valve bank assembly, 4 solenoid
12179	Timer, 60-minute	13854	U-bolt for 1-1/2" pipe	06135	Valve body, 1" diaphr
12180	Timer, 60-minute	03276	U-bolt, 5/16" x 2-11/16" x 1-3/4"	01968	Valve body, 1" outlet
02207	Timer, CA/CAD cycle 120v	02318	Umbrella, 4" pop-up valve	02170	Valve body, 1/2" inlet
03439	Timer, CA/CAD cycle 12v	01824	Union, 1"	22562	Valve body, 1/2" LMV
30161	Timer, digital pulse	01020	Union, 3/8" x 3/8" air hose	01996	Valve body, 1-1/2" inlet
27053	Timer, M-Section	24472	Union, urethane tubing	02015	Valve body, abrasive trap
03480	Timer, PAC cycle 120v	24783	Upcharge 60 degr cone b/mach & M-section	12743	Valve body, Comet metering valve
03479	Timer, PAC cycle 12v	27738	Update kit, motor, 160/161	21345	Valve body, exh MLNMM
22352	Tip, plunger, MLNMM	100020	U-seal, inlet and outlet valves	01981	Valve body, inlet 1"
12173	Tip, side angle nozzle .370 orif	V		21338	Valve body, inlet, MLNMM
24191	Tool, ACE guide bushing	12300	Vacuum head, Comet & S/Comet incl 12175	100022	Valve body, inlet, S/King
24192	Tool, ACE seat removal	30696	Vacuum, MB1600 Suction Unit, 230/3/60	100032	Valve body, outlet - lower, S/King
19041	Tool, BNP gun air-jet adjusting	30697	Vacuum, MB1600 Suction Unit, 460/3/60	100015	Valve body, outlet - upper, S/King
24985	Tool, laser alignment, for #5 auto gun	30698	Vacuum, MB1600 Suction Unit, 575/3/60	05677	Valve body, PVR
24986	Tool, laser alignment, for #6 auto gun	30663	Vacuum, MB1600E4 System, 230/3/60	01970	Valve bonnet, 1" outlet
16893	Tool, orif adjusting, auto gun	30664	Vacuum, MB1600E4 System, 460/3/60	01985	Valve bottom cap, 1" inlet
100027	Tool, spanner wrench, S/King	30665	Vacuum, MB1600E4 System, 575/3/60	02001	Valve bottom cap, 1-1/2" inlet
12176	Tool, window filler strip installation	30699	Vacuum, MB2000 Suction Unit, 230/3/60	30403	VALVE CABLE AND DIN CONNECTOR
22933	Tool, window installation stick	30700	Vacuum, MB2000 Suction Unit, 460/3/60	03393	Valve cap, 1" diaphr
29538	Top plate, 600 cfm modular, w/6" pipe	30701	Vacuum, MB2000 Suction Unit, 575/3/60	01983	Valve cap, 1" inlet
30687	Tower.CMS, MB4000E4 System, 230/3/60	30666	Vacuum, MB2000E4 System, 230/3/60	02175	Valve cap, 1/2" inlet/outlet
30688	Tower.CMS, MB4000E4 System, 460/3/60	30667	Vacuum, MB2000E4 System, 460/3/60	02299	Valve cap, 1/2" outlet
30689	Tower.CMS, MB4000E4 System, 575/3/60	30668	Vacuum, MB2000E4 System, 575/3/60	01997	Valve cap, 1-1/2" inlet
30690	Tower.CMS, MB5000E4 System, 230/3/60	30702	Vacuum, MB3000 Suction Unit, 230/3/60	02342	Valve guide asmbly, pop-up
30691	Tower.CMS, MB5000E4 System, 460/3/60	30703	Vacuum, MB3000 Suction Unit, 460/3/60	01706	Valve guide, pop-up, 1" x 6"
30692	Tower.CMS, MB5000E4 System, 575/3/60			01845	Valve guide, pop-up, 1" x 7"
11847	Transflow tube, per ft			01839	Valve guide, pop-up, 1/2" x 8"
19418	Transformer, 208/230			01743	Valve guide, pop-up, 1/2" x 8-1/2"
02198	Transformer, 12.6 volt			08963	Valve insert, CAT
27816	Tube casing, Pipe-Pro XL			08830	Valve plate, lower, CCT
12175	Tube insert, aluminum, Comet			08831	Valve plate, upper, CCT
12409	Tube insert, boron, Comet				

#	Description	#	Description	#	Description
01998	Valve plug washer, 1-1/2" inlet	21439	Valve, abr mtrg, Sntl, fine mesh	21833	Valve, relief
01984	Valve plug, 1" inlet	20508	Valve, abr mtrg, Sntl, w/insp plate & AC	10715	Valve, relief, 3/4" 65 psi
01972	Valve plug, 1" outlet	20608	Valve, abr mtrg, Sntl, w/o ACS w/insp pl	25333	Valve, relief, CALIPSO
02176	Valve plug, 1/2" inlet/outlet btm	100024	Valve, ACV air control w/belt	22434	Valve, relief, CAP-4
01999	Valve plug, 1-1/2" inlet	20739	Valve, air 3-way, 110v 1/8 npt	30591	Valve, Solenoid 3way 1/8 npt 24VDC
02177	Valve retainer, 1/2" inlet	07662	Valve, air 3-way, 12v AC	30758	Valve, Solenoid, MB750-MB5000
05641	Valve seat, pop-up, BClem, 8"ID x 9.5"OD	07664	Valve, air 3-way, 12v DC	12196	Valve, Tube-o-matic, 1"
08962	Valve stem, CAT	03425	Valve, air n/c 120v AC	12193	Valve, Tube-o-matic, 1/4"
20514	Valve upper body, Sntl	20026	Valve, air, 3-way, foot pedal	25783	Valve, union ball, 1-1/4"
02179	Valve washer, 1/2" inlet/outlet	25289	Valve, air, ACE 1-1/2" with fittings	21835	Vanes (set of 4)
19067	Valve, 1 1/2", swing check, bronze	31010	Valve, air, ACE 1-1/2" with fittings	24655	Velcro tape, Apollo 20 DLX, 2 feet
02087	Valve, 1" ball cone check	24074	Valve, air, ACE 1-1/4" less fittings	24656	Velcro tape, Apollo 600 DLX, 3 feet
02396	Valve, 1" ball with handle	24044	Valve, air, ACE 1-1/4" w/fittings	08846	Venturi asmbly, cool end, CCT
03371	Valve, 1" diaphr outlet	21350	Valve, air, auto Quantum	08871	Venturi kit, CAT cool end
30168	Valve, 1" Diaphragm Pulse	03426	Valve, air, n/c 12v DC	08967	Venturi tube, CAT/CCT
01980	Valve, 1" inlet	04320	Valve, asmbly air, PVR	07518	Venturi tube, VPR 290 cfm
04148	Valve, 1" inlet 900 sys	29122	VALVE, AUTO QTM, HP, BICRB	15674	Venturi, 8.375" cartr, RP coll
04111	Valve, 1" inlet CA/CAD timer	05016	Valve, AVS vacuum adjusting	24500	VERTICAL DOOR ASS'Y, LS BNP6012
12200	Valve, 1" mini, air inj	28551	Valve, ball, 3/4 npt, PVC	24501	VERTICAL DOOR ASS'Y, LS BNP7212
01967	Valve, 1" outlet, piston-type	25081	Valve, ball, 3/4" with actuator	24856	Vest, comfort with CCT
12187	Valve, 1" swing check	12194	Valve, biasing-relay	25266	Vest, comfort with ClemCool air cond
01241	Valve, 1/2" ball with handle	28927	VALVE, BUTTERFLY 1-1/4	24854	Vest, comfort, less conditioning device
02512	Valve, 1/2" diaphr outlet	21289	Valve, butterfly, 5" diameter	00338	Vibrator, ball-type
02164	Valve, 1/2" inlet	30760	Valve, Butterfly, ASH, MB1600-MB5000	12205	Vibrator, Comet
02167	Valve, 1/2" swing check	30759	Valve, Butterfly, ASH, MB750	06224	Viewer kit, blast room, with cover
29254	VALVE, 1/4 NPT BALL, PWR GN H2O	30762	Valve, Butterfly, VU, Switch 1600-3000	06218	Viewer, blast room, without cover
12197	Valve, 1/4" 4-way MAC	30761	Valve, Butterfly, VU, Switch MB750	08964	Vortex breaker, CAT/CCT
25559	Valve, 1/8 NPT, shuttle	28557	Valve, check, 1/4" brass - high press	25432	Vortex cyl, 1200 cfm pull-thru
07596	Valve, 1-1/2" ball	24496	VALVE, CHECK, PO 3/8 NPT	25434	Vortex cyl, 1200 cfm push-thru
02296	Valve, 1-1/2" ball cone check	12191	Valve, Comet, 115v	19072	Vortex cyl, 1800 cfm exh-mount
01995	Valve, 1-1/2" inlet	24809	Valve, control handle, Pool Pal remote s	19090	Vortex cyl, 1800 cfm pull-thru
04149	Valve, 1-1/2" inlet, 900A sys	03985	Valve, diaphr control 900/900A	19059	Vortex cyl, 300 cfm exh-mount
31134	Valve, 1-1/2" NPT flanged ball	22736	Valve, diaphr pulse, 1 1/2"	19077	Vortex cyl, 300 cfm pull-thru
20105	Valve, 1-1/2" pulse	10392	Valve, diaphragm pulse, 1"	19062	Vortex cyl, 600 cfm exh-mount
02088	Valve, 1-1/4" ball cone check	19578	Valve, diaphragm pulse, 1"	19080	Vortex cyl, 600 cfm pull-thru
02397	Valve, 1-1/4" ball with handle	25867	Valve, diaphragm pulse, 3/4" NPT	29510	Vortex cyl, 600 cfm pull-thru
20118	Valve, 1-1/4" swing check	21082	Valve, dump, dust coll, 6-inch diam	29513	Vortex cyl, 600 cfm push thru
02368	Valve, 2" ball with handle	28040	Valve, flow control, 3/8 NPT	23047	Vortex cyl, 900 cfm exh-mt, bolt-on top
12201	Valve, 3/8" ball	25572	Valve, flow, CMS-3	19084	Vortex cyl, 900 cfm pull-thru
21488	Valve, 3/8" shut-off, S/King	28831	VALVE, FOOT PEDAL SHOP CAB	23046	Vortex cyl, 900 cfm pull-thru
12195	Valve, 3/8" swing check	12190	Valve, foot pedal, 3/8" style 1	18318	Vortex inner cylinder, 1800cfm
12202	Valve, 3-way	00393	Valve, foot, 1/2" w/guard Suct Cab	20345	Vortex inner cylinder, 300 cfm
15931	Valve, 3-way, 2-position, remote	00390	Valve, foot, 1/2-in, 2-way	20346	Vortex inner cylinder, 600 cfm
07658	Valve, 3-way, ACS, manual, 1/8"	24803	Valve, inlet 1/2-in, Pool Pal	13919	Vortex inner cylinder, 900 cfm
24494	VALVE, 4 WAY LEVER	21730	Valve, inlet segment, MLNM	23030	Vortex tube asmbly, CAT/CCT
12203	Valve, 4-way air	23620	Valve, inlet, MLNM (for engrd equipt)	08965	Vortex tube, CAT/CCT
31137	Valve, 4-way air pilot	21762	Valve, inlet, S/King	07524	VPR body, 150/290 cfm
27520	Valve, abr mtrg, AQV-H, less ftgs	21336	Valve, inlet/outlet asmbly, MLNM	07599	VPR vacuum prod w/o silencer, 290cfm
22760	Valve, abr mtrg, AQV grit less ftgs	27407	Valve, media, GBBU	07585	VPR with 07594 silencer, 290cfm
24447	Valve, abr mtrg, AQV grit w/ftgs	25128	Valve, media/gate, 0.5 cf bicarb b/mach		
27525	Valve, abr mtrg, AQV-H w/ ftgs	05528	Valve, needle, wetblast inj sys	W	
12417	Valve, abr mtrg, BNP (suction cab)	21731	Valve, outlet segment, MLNM	28436	W/B FLEX blast base unit, 1-1/4" thrd
12419	Valve, abr mtrg, Comet	21764	Valve, outlet, RMS500	28434	W/B FLEX blast base unit, contr thrd
02427	Valve, abr mtrg, FSV	12188	Valve, palm, 2-way, Comet	28437	W/B FLEX blast package, 1-1/4" thrd
31171	Valve, abr mtrg, GW, 1.25"	01242	Valve, pop-up & shaft, 1/2"	28435	W/B FLEX blast package, contr thrd
31172	Valve, abr mtrg, GW, 1.25" w/ball valve	02321	Valve, pop-up & shaft, 4"	28633	W/B FLEX LP blast base unit, 1-1/4" thrd
31158	Valve, abr mtrg, GW, 1.5" w/ball valve	02375	Valve, pop-up & shaft, 5-1/2", w/1/2" st	28632	W/B FLEX LP blast base unit, contr thrd
99555	Valve, abr mtrg, LMV, S/King & Pool Pal	03689	Valve, pop-up & shaft, 5-1/2", w/alum sl	28635	W/B FLEX LP blast package, 1-1/4" thrd
05680	Valve, abr mtrg, LPV for LoPot	21769	Valve, pop-up, 4", S/King	28634	W/B FLEX LP blast package, contr thrd
04321	Valve, abr mtrg, MPV	05643	Valve, pop-up, BClem	05536	W/B inj asmbly, 1" for 05540
22845	Valve, abr mtrg, MQV	03699	Valve, pop-up, w/external sleeve	05534	W/B inj asmbly, 1" for 05541
01247	Valve, abr mtrg, MSV	21489	Valve, press relief 1/4" 100psi, S/King	05535	W/B inj asmbly, 1-1/4" for 05598
04319	Valve, abr mtrg, PVR grit	01909	Valve, press relief 160 psi 1/4"	28574	W/B inj asmbly, 1-1/4" thrd 52 ft w-hose
25281	Valve, abr mtrg, Quantum auto gr 1-1/2"	02378	Valve, pressure relief 150psi 3/4"	28580	W/B inj asmbly, 1-1/4", b/mach piping
		15818	Valve, pulse, 1-1/2", RP/CDF	28572	W/B Inj asmbly, contr thrd 52 ft w-hose

#	Description
05508	W/B inj sleeve, 1-1/4 thrd noz for 05540
05509	W/B inj sleeve, contr thrd noz for 05541
05510	W/B inj sleeve, contr thrd noz for 05598
05500	W/B inj sys, 1 op/1-1/4" thrd noz/1"
07750	W/B inj sys, 1 op/contr thrd noz/1"
07752	W/B inj sys, 1 op/contr thrd noz/1-1/4"
05501	W/B inj sys, 2 op/1-1/4" thrd noz/1"
07751	W/B inj sys, 2 op/contr thrd noz/1"
07753	W/B inj sys, 2 op/contr thrd noz/1-1/4"
05540	W/B noz adaptor asmbly, 1-1/4" thrd, 1"
05598	W/B noz adaptor asmbly, cont thrd 1-1/4"
05541	W/B noz adaptor asmbly, cont thrd, 1"
05506	W/B noz adaptor only, for 05540
05507	W/B noz adaptor only, for 05541 & 05598
30419	Washer green
05816	Washer, #10 flat
03303	Washer, #10, flat
02648	Washer, (special), SGT
04396	Washer, 1" OD rubber
03825	Washer, 1" thrust
03516	Washer, 1/2" lock
23739	Washer, 1/2" neoprene-backed
03515	Washer, 1/2" SAE flat
03116	Washer, 1/4" flat
03117	Washer, 1/4" lock
28033	Washer, 10mm, flat
28034	Washer, 10mm, lock
28037	Washer, 12mm, flat
03816	Washer, 3/4" narrow flat
03804	Washer, 3/4" thrust
03317	Washer, 3/8" flat
03310	Washer, 3/8" ID x 1-1/4" OD, CPF
03318	Washer, 3/8" lock
01979	Washer, 3/8" nylon
03216	Washer, 5/16" flat
03217	Washer, 5/16" lock
03715	Washer, 5/8" plain narrow
30418	Washer, blue
01096	Washer, brass, HB
08972	Washer, CAT/CCT #12 conical spring
12034	Washer, foot pedal
30420	Washer, grey
03118	Washer, lock, 1/4"
22351	Washer, MLNM plunger tip
00853	Washer, NW-1
00854	Washer, NW-2
91023	Washer, NW-25
00855	Washer, NW-3
91025	Washer, NW-32
00856	Washer, NW-4
23466	Washer, NW-5
01266	Washer, nylon, MSV
05434	Washer, spacer RLX, ss
31135	Washer, spring
08832	Washer, support, CCT
02616	Washer, tungsten carbide, SpBlast
02646	Washer, valve lift SGT
01969	Washer, valve plug, 1" inlet/outlet
30417	Washer, white
04370	Washers, helmet breathing tube, 6-pk
28715	Washers, nozzle, NW-25, 100-pk
28716	Washers, nozzle, NW-32, 100-pk
28717	Washers, nozzle, NW-4, 100-pk

#	Description
21580	Washers, NW-1 (10 pk)
21675	Washers, NW-2 (10 pk)
91024	Washers, NW-25 (10 pk)
21583	Washers, NW-3 (10 pk)
91026	Washers, NW-32 (10 pk)
00869	Washers, NW-4, (10 pk)
24207	Washers, NW-5 (10 pk)
30503	Water separator tank, 16"
10912	WEAR INSERT VPR 290 VENT. 1.5
19223	Wear plate, 1200 cfm, rbr-lined
13882	Wear plate, 150 cfm
23028	Wear plate, 1800 cfm, rbr-lined
14060	Wear plate, 300 cfm, rbr-lined
13011	Wear plate, 600 cfm, rbr-lined
29542	Wear plate, 600 cfm, rbr-lined
25071	Wear plate, 900 cfm, bolt-on top recl
14055	Wear plate, 900 cfm, rbr-lined
22377	Wear plate, M-section, 900 cfm 6"
24969	Wear plate, recl, BNP-160
28813	WEAR RESISTANT INLET, PDQ DC
21342	Wear sleeve, grit valve, AQV
27521	Wear Sleeve, Urethane, AQV-H
29487	WELDMENT, TOP 600 RECLAIM
02701	Wetblast attachment (water ring)
28587	Wetblast FLEX Pump Module
29333	WETBLAST POWER GUN
02822	Wheel and axle set, 1648
02350	Wheel and axle set, 2452
20349	Wheel and tire, 10" x 2.75 black
20426	Wheel and tire, 12" x 3.00 black
20427	Wheel and tire, 16" x 4.00 black
12075	Wheel shaft, BNP162
12076	Wheel shaft, BNP164
12077	Wheel shaft, BNP166
12217	Wheel, 162/4/6 barrel drive
11594	Wheel, 4" v-groove work car
02326	Wheel, 6" rubber tire
12220	Wheel, 6" v-groove, work car
12214	Wheel, 6" x 1-1/2", Comet
28026	Wheel, urethane, Pipe-Pro XL carriage
24012	Window frame asmbly, APL 600
08741	Window frame kit, helmet
22826	Window frame wldmt, quick-change
20976	Window frame, APL 20 lens
25429	Window frame, quick-chg, ergo cab
27992	Window frame, Shop cab
12212	Window glass, 12-1/2" x 19-1/2"
12213	Window glass, 20" x 30"
06211	Window glass, obscure wire, 17" x 48"
23068	Window glass, 12212 crate/100
23038	Window kit, 12.5x19.5, retro, qk-change
24049	Window kit, 20x30, retro, qk-change
04368	Window latch kit, helmet
24942	Window packaging for 1 ea 12212
29708	Window packaging for 1 ea 12213
14329	Window wash pipe asmbly, BNP250
13179	Window wash valve extn, BNP250
00496	Window, ACD oval, 12" x 20"
00360	Window, ACD/MCY, 13" x 19"
00541	Window, AFM/MCY oval, 7"x 17-1/2"
00195	Window, AFM/MCY, 6-1/4" x 13-1/2"
28672	Window, laminate, 12" x 24", Shop cab
20268	Wiper, plunger, AQV
29058	WORKCAR SAFETY STOP FIELD RETRO KIT

#	Description
01139	Wrench, allen, 3/16"
28051	Wrench, spanner, 45-50mm
01819	Wye, 1-1/2" pipe
01818	Wye, 1-1/4" pipe
28556	Wye, 3/4" brass

CLEMCO[®]
INDUSTRIES CORP.