

# flange wizard® tools

Vol 17 August 2010 Catalog



Cutting Guides



Small Degree Level



Centering Heads



Master Marker



Pocket Pro Level



Pipe Wraps



Miter Marker

**“Welders Choice for  
Quality”**

SINCE 1981



## Pipe Flange Aligners

### Item #'s

**38240** (in carrying case)  
**38240-T** (in carrying case)  
**38240-TL**

### Extensions are now available for threaded models:

- 2-7/8" Stud P/N 0501
- 4-1/2" Stud P/N 0503
- Connecting Coupling P/N 0503-EX

**#38240** – This model features slotted pins with “friction fitting” knurled nuts for flanges to 30" - 150 lbs. Fits flanges with holes up to 1-7/16" diameter x 2-1/2" thick. 8" center to center.

**#38240T** – This model has threaded pins for flanges to 30" - 150 lbs. Fits flanges with holes up to 1-7/16" diameter x 2-1/2" thick. 1/2-13 double lead studs - 8" center to center.

**#38240TL** – This is our largest model. Fits flanges with holes up to 1-15/16" in diameter x 4" thick. 1/2-13 double lead studs - 15" center to center.

All models of the Pipe Aligner will two-hole (make 2 holes of the flange horizontally level with the ground) and vertically level the flange in ONE easy step.

All models are made of steel and now come with 360° vials the just “snap” in and out for easy replacement.

The Pipe Flange Aligner saves valuable fit-up time; in most cases it cuts fit-up time in half and eliminates the frustration of balancing a level on the pins.



## Two Hole Pins

### Item #'s

**42050**  
**42050-T**  
**42050-TL**  
**42050-TXL** (in carrying case)

### Extensions are now available for threaded models:

- 2-7/8" Stud P/N 0501
- 4-1/2" Stud P/N 0503
- Connecting Coupling P/N 0503-EX

**# 42050** – This model features slotted pins with “friction fitting” knurled nuts. Fits 1/2" to 1-7/16" flange holes.

**# 42050T** – This model has pins that are threaded and fits 1/2" to 1-7/16" flange holes

**# 42050TL** – This large set is threaded and fits 1/2" to 1-15/16" flange holes.

NOTE: Above models have one pin with a bubble for easier vertical leveling and now come with 360° vials that just “snap” in and out for easy replacement.

**#42050-TXL** - The extra large set is threaded and designed to be light weight for easier handling. They fit 5/8" to 3" flange holes. A set of 4-1/2" studs and connecting couplings are included to accommodate thicker flanges.

All models are made of steel; threaded models are hardened and quick release.




## MAGNETIC Standard Centering Head Tool

Item #  
53076-M

ROOF PITCH	LEVEL DEGREES
1/12	4-1/2°
2/12	9-1/2°
3/12	14°
4/12	18-1/2°
5/12	22-1/2°
6/12	26-1/2°
7/12	30°
8/12	33-1/2°
9/12	37°
10/12	40°
11/12	42-1/2°
12/12	45°

The Standard Centering Head Tool, with its one-piece “Y” shaped body is now **MAGNETIC**. This will free up users hands for safer and more accurate layout marks. Tool is designed to establish and mark a centerline at any angle around the circumference (inside or outside) of a pipe or tank. Use it as a **protractor level**, or remove and use the hardened center punch for other marking jobs. The vial in the 360° dial is easy to repair. The 2-1/2° increments is now a replaceable plate on the main body for lasting service. A PITCH / LEVEL DEGREE Scale is on the tool for easy reference. This tool is a must for the welder or fitter’s toolbox.



## MAGNETIC Small Centering Head Tool

Item #  
53025-M

ROOF PITCH	LEVEL DEGREES
1/12	4-1/2°
2/12	9-1/2°
3/12	14°
4/12	18-1/2°
5/12	22-1/2°
6/12	26-1/2°
7/12	30°
8/12	33-1/2°
9/12	37°
10/12	40°
11/12	42-1/2°
12/12	45°

The Small Centering Head Tool has a one-piece MAGNETIC “Y” shaped body like our standard model, only smaller. The addition of the magnets in the legs will free up users’ hands for a safer and more accurate layout mark.

This tools is designed for the person who works with smaller diameter pipe. Fire protection contractors, fence and gate builders, live stock pens and corrals are a few of the many uses. It is machined from quality aluminum and anodized for lasting protection.

Use it to establish and mark a centerline at any angle around the circumference on a pipe or tank. Use it as a **protractor level** on various alignment jobs in the automotive field. A PITCH / LEVEL DEGREE Scale is on the tool for easy reference. It is a great addition to any tradesmen’s toolbox.




## Master Marker (in carrying case)

Item #  
MM-501

Redesigned pipe marker has 3-Way leveling system.

- Main body has 3-way leveling system built-in and a strong magnetic base that works like a third hand.
- Marks saddles and angles on pipe and structural steel.
- Structural adaptor is included.
- Marking arm has its own leveling system and a shaft that rotates 360° and telescopes to eliminate uneven surface problems.
- Will layout pipe and structural beams from 8" to 48".
- Includes a Spring Buckle Strap #5010 (1-1/2" Wide x 8' Long), to hold base tight on non-magnetic work material.
- New design has "sight-unseen" magnetic legs.



There are no extra combination adapters to buy when purchasing the MASTER MARKER as they are engineered right in the body of the tool.



## Miter Marker (in carrying case)

Item #  
63803

This marking tool is designed for smaller jobs (size range is 1-1/2 to 18-inch pipe and up to 18-inch structural beams). The MITER MARKER has been completely redesigned and now comes in a sturdy polypropylene lockable case (p/n 8902) for lasting protection.

**MITER MARKER** include Flange Wizard®'s new "sight unseen" magnets built right into the main base legs. This keeps the tool secure while laying out those precision angles and saddles. The unique design of the tool allow you to telescope out over existing welds to layout angles or change the angles of pipe fittings to meet your special needs. The marking arm is completely separate from the main body. It has its own 360° rotating shaft with a built-in leveling vial. The arms have spring-loaded joints for smooth and precision operation for years of trouble-free service. Structural beam layouts and marking angles or saddles on pipe and tubing are a snap with the NEW MITER MARKER. (Structural Adapter p/n 8311 is included).

There are no extra combination adapters to buy when purchasing the MITER MARKER as they are engineered right in the body of the tool



## Multi-Hole Imager (in carrying case)




Item #  
65007

Marks 3/4' to 20' holes in plate with vertical shaft at 90°.

Marks 3/4' to 16' saddle holes in pipe with vertical shaft at 90°.

Has a 150 pound holding magnet with a "on and off" switch.

The **Multi-Hole Imager** is flange wizard® tools' newest layout tool. The strong "on and off" magnet makes positioning on a round, flat, or irregular surface easy. A "bull's eye" circular leveling vial is built in the main tower of the **Multi-Hole Imager** to assist in leveling the tool as required. The **Multi-Hole Imager** will layout round or elongated holes (**ellipse**) on flat material or pipe to match laterals at compound angles or at 90°. The main arm is adjustable and notched to keep it centered with the tower for true layouts. A protractor, with adjustable shaft and sliding marking arm, fits in the main arm of the **Imager** allowing for layout of elliptical holes in header pipe for matching compound pipe laterals coming in to the header. It will layout matching holes in pipe for 90° saddle branches. The **Imager** is great for round holes in plate or elongated holes when coming in at an angle. The **Multi-Hole Imager** is sold in a sturdy polypropylene case (# 8903) for protection between jobs. A Spring Buckle Strap (# 5010) can be purchased to hold **Imager** in position for non-magnetic surfaces.



## Pocket Pro Level

Item #  
PP-200

ROOF PITCH	LEVEL DEGREES
1/12	4-1/2°
2/12	9-1/2°
3/12	14°
4/12	18-1/2°
5/12	22-1/2°
6/12	26-1/2°
7/12	30°
8/12	33-1/2°
9/12	37°
10/12	40°
11/12	42-1/2°
12/12	45°

**GREAT NEW DESIGN** - One of the finest levels available in the welding industry. Designed to give years of quality service. Extra strong magnets hold it firmly to any steel surface. There are two (2) stationery vials placed at 90° angles of each other and can be read from any surface of the level. If vials are damaged, just remove them and replace with a new one (**VIAL REPAIR KIT #5102** includes 2 vials and a tube of sealant). The dial is in 2.5° increments with spring tension for smooth operation. On the back side of the tools is a PITCH/LEVEL DEGREES scale for easy referencing. Tool is machined from aluminum and anodized for a protective finish. Size is 1.5" wide x 9" long. Weighs 10 ounces.



## Standard Pocket Level

Item #  
SL-100

**Other levels available:**  
L-2 Pocket Degree Level  
PP-200 Pocket Pro Level

This 9.0' long x 1.5' wide **magnetic** level has three-position leveling that can be viewed clearly from almost any angle. The **STANDARD POCKET LEVEL** is machined from aircraft quality aluminum and anodized for lasting beauty and protection. It is manufactured with the same high quality as our POCKET PRO LEVEL (PP-200) but designed for the tradesman who does not need the protractor degree dial. Like all of our other quality leveling tools, the **STANDARD POCKET LEVEL** can be repaired in the field using our vial repair kit (#5201).



Level at 45° angle



Level with vial at vertical



Level with vial at horizontal

## Pocket Degree Level

Item #  
L-2

ROOF PITCH	LEVEL DEGREES
1/12	4-1/2°
2/12	9-1/2°
3/12	14°
4/12	18-1/2°
5/12	22-1/2°
6/12	26-1/2°
7/12	30°
8/12	33-1/2°
9/12	37°
10/12	40°
11/12	42-1/2°
12/12	45°

This pocket size, combination degree level makes it easy to establish angles and mark for butt-ins, set tanks, layout keyways and measure decline or slope. It is great for rod frames and setting drive lines and is also used in the auto industry. This compact tool is 1-1/2" wide x 2-3/8" long x 5/8" thick and has a degree dial marked in 2-1/2° increments and numbered every 10°. It has a magnet in the base for easy hands off use and can even hold the end of a tape measure for solo use. This is a great level for getting angles on hard to reach pipe or structural steel details. Refinery workers find it handy when getting angles on spools many feet off the ground.



## Universal Magnetic Tape Holder

Item #  
89754

Designed with no removable parts and works with most industrial measuring tapes. It is a great little magnetic pocket level and a third hand when doing those difficult measuring jobs while working alone. The holder secures the end of your tape while laying out close tolerance measurements from the middle of your material. Tool is machined from aluminum and anodized for a protective finish. A strong 25 pound pull magnet set in epoxy secures the tape holder to your work. At one end of the tool is a small rare earth magnet to hold your measuring tape in place while laying out difficult jobs. Tape holder is 4" long x 5/8" square.



## Vial Repair Kit

Item #  
5102

Make your **flange wizard® tools** like new again with this repair kit.

**One kit fits all.** For quick on the job repairs for any of our tools that have leveling vials. Kit includes two (2) vials and one (1) tube of sealant.





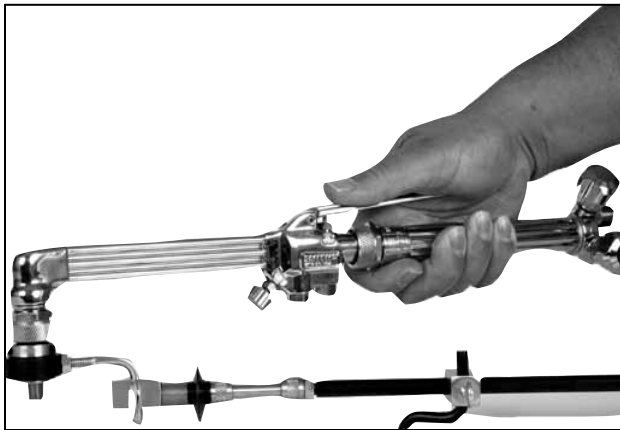

## Multi-Purpose “Chariot Cutting Guide”

**Item #**  
**24219**


Available Accessory:  
Extension Hex Bar  
15-1/2”L #3311-EX

Flange Wizard®’s Multi-Purpose “Chariot Cutting Guide” is a must for every tradesman who uses a cutting torch. It will cut circles up to 39” in diameter, can bevel circles up to 36” in diameter, and cut straight, irregular shapes, circles. You will love this versatile tool.


\* Universal bushing fits all conventional torches.



**Fig. A**  
Cutting a circle with wheel on inside of cut.



**Fig. B**  
Cutting a circle with wheel on outside of cut.



**Fig. C**  
Both wheels on one side for trimming or beveling the edges of plate.



**Fig. D**  
Set for straight and irregular cutting.





## Magnetic Circle Layout & Burning Guide\*

Item #  
28439

**As a circle layout tool** with sliding soapstone holder and 360° scale on the magnetic base. Will cut circles as small as 2" out of the base and up to 30" in diameter in the base. (recommend **Chariot Cutting Guide P/N 24219** for larger circles). Bolt circles, hole locations, baffle plate placement, and circle sectioning for any number of reasons is a snap with flange wizard®'s layout scale and sliding soapstone holder.

**As a circle burning guide** use this same tool to cut a round plate, simply place the center punch mark and let the magnet slide down to sit firmly on the work surface. The magnet is strong enough to support the weight of your torch, which frees your hands for more cutting control.

**WARNING:** Never use the magnetic base or suction cups when cutting small holes. The heat will damage the magnets or the rubber suction cups.




\*Protective carrying case P/N 8903 can be ordered separately (16" x 6" x 3").

## Circle Wiz

Item #  
CW-300

The Circle Wiz cutting attachment is a must for anyone who cuts small to medium holes in plate or pipe. It is especially handy for cutting out the holes for matching saddle cuts, weldolets and threadoletts. Made of steel, the Circle Wiz has all the same qualities as other **flange wizard®** tools. The universal bushing will adapt to any size or make of conventional cutting torch. The Circle Wiz will cut holes from 5/8" in diameter to 8" in diameter. (recommend **Chariot Cutting Guide P/N 24219** for larger circles). Simply slide the hardened center pin along the hex arm to attain the proper radius of hole desired. Place the sharpened point in your center mark and you are ready to cut.



## Plasma Wiz w/Bushing (must specify size)

### Item #

**30061-1.xxxx**

NOTE: Special bushing to fit your plasma torch must be specified when purchasing your Plasma Cutting Guide P/N PG-601 and the Plasma Wiz P/N 30061. See the Plasma Bushing Chart on our website.

### Picture of Bushing Below

**#61-1.xxxx**

Quality product designed to make your hole cutting jobs in steel and nonferrous metals a snap. Adjust the pivot pin for the proper height, move it along the hex bar to set the radius you want and lock it in place with the thumb screw. Put a center punch mark in your material where you want the hole to be, your pivot pin will not slip out.

The Plasma Wiz will cut holes from 5/8" to 8" in diameter without any wheels.



## Plasma Cutting Guide w/Bushing (must specify size)

### Item #

**PG-601-1.xxxx**

#### Available accessories:

Magnetic Base w/Suction Cups #77350

Plasma Beveling Yoke #6201

Extension Hex Bar 15-1/2" L #3311-EX

**NOTE: Special bushing to fit your plasma torch must be specified when purchasing your Plasma Cutting Guide P/N PG-601 and the Plasma Wiz P/N 30061. See the Plasma Bushing Chart on our website.**


### Picture of Bushing Below

**#61-1.xxxx**

The Plasma Cutting Guide is a handy addition to your plasma-cutting machine. Standard model PG-601 will assist you in cutting holes from 5/8" to 36" in diameter. You can use your Plasma Cutting Guide for straight and irregular cuts by using the wheels provided (Fig. A).

You can set up your Plasma Cutting Guide for cutting medium to large circles by installing one wheel on the plasma body (Fig. B). The tool is so balanced that a wheel is not necessary when cutting small (5/8" dia.) to medium (8" dia.) holes in your material (Fig. C). Just center punch where you want the center of the hole, set the radius of the hole you want from the pointer on the hex arm to the center of the plasma torch and you are ready to cut.

**Fig. A**



**Fig. B**



**Fig. C**



## Plasma Bushing for PG-601 and 30061

### ITEM #

**61-1.xxxx**

**MUST SPECIFY SIZE NEEDED (see chart on webpage)**

The Plasma Bushing is made of quality aluminum and anodized for protection and longevity. It comes in six (6) standard sizes based on the head diameter of the torch you are using. It has three (3) set screws to adjust to torch heat shield.




## Plasma Beveling Yoke - Accessory for Plasma Cutting Guide #PG-601

**Item #  
6201**


This accessory for the Plasma Cutting Guide #PG-601 is your answer to having a beveling tool to use with your plasma torch. It can be configured to:

Bevel hole (Fig. A)  
Bevel fill hole (Fig. B)  
Bevel cut hole as small as 1.00"  
(Fig. C)  
Bevel plate edge (Fig. D)


**Fig. A**




**Fig. B**



**Fig. C**



**Fig. D**



## Accessory Magnetic Base

**Item #  
77350**

**WARNING:** Never use the magnetic base or suction cups when cutting small holes, the heat will damage the magnets or suction cups.


This accessory for the Plasma Cutting Guide #PG-601 serves as a third hand when cutting large holes. This base comes with a straight pivot pin and suction cups for use on non-ferrous metals.



## Torch-Tip Stand-off

**Item #  
70501**

The Torch-Tip Stand-off is a must for anyone who uses a cutting torch and wants to keep their tip at the proper burning height at all times. Not only will this assist you in making more uniform cuts, but will keep your cutting tips from being damaged and always ready for your next burning job. Simply slide the standoff over the cutting tip and against the bottom of the torch nut and tighten the set screw. Now you are ready to adjust the proper height by moving the sliding adjusting rod to a position that will keep the cutting tip at the desired distance from the work and tighten the set screw. You are now ready to burn with confidence.





## Magnetic Torch Guide and 24" Extension


**Item #'s**  
**23040**  
**23040-24**

- The basic model #23040 is the 24" cutting rail with two (2) adjustable magnetic holding blocks (Fig.'s A and C).
- The 24" Extension #23040-24 comes with the 24" cutting rail and one (1) adjustable magnetic holding block (Fig. B).

For steadier bevel cutting, the improved Magnetic Torch Guide has stronger and more heat resistant adjustable holding blocks. The two (2) magnetic blocks can be positioned any place along the 24" stainless steel cutting rail to accommodate any cutting job. The magnetic blocks are slotted on three (3) sides and are tightened with 1/4-20 set screws (you can replace set screws with 1/4-20 thumb screws if you prefer #4211) allowing a variety of configurations on the cutting rail. 24" extensions available that allow you to add all the length you need for those special cutting jobs. The cutting guide is stainless steel and works with conventional or plasma torches.



Shown using a  
Plasma Torch



Shown  
using a  
Conven-  
tional  
Torch



## Multi-Use Angle Burning Guide\*

Item #  
70001

\*Protective carrying case  
P/N 8903 can be ordered  
separately (16" x 6" x 3").

This tool features a magnetic base (Fig. A) and is a must for every person who uses a conventional or plasma torch and wants an excellent angle or straight cut every time. It can also be **used as a protractor** (Fig. B) **or as a multi-angle tri-square** (Fig. C). The Angle Burning Guide will hold any standard square as well as most straight edges (Fig. D). Special squaring and marking jobs are a snap with your new multi-use tool.

Fig. A




Fig. B




Fig. C





Fig. D




## Magnetic Blocks (3 to a set)

Item #  
3-28

These magnetic support blocks can be attached to any standard square or straight edge up to 3/16" thick to form your own burning guide. The blocks are slotted on all four (4) sides and are tightened with 10-24 thumb screws making the tool much more versatile than ever before. (you can replace thumb screws with 10-24 set screws if you prefer)



Make your own  
flange square.



## Radius Markers (three sizes)

### Item #'s

**72800 Small -**

**11" span = 22" circumference**


**72805 Medium -**

**25" span = 50" circumference**

**72810 X-Large -**

**50" span = 100" circumference**

The Wizard Radius Markers are precision tools made of rust proof aluminum and anodized for lasting protection. Three (3) sizes to choose from to mark your smallest circles to the large ones, up to 100" in diameter. The arms are precisely aligned with spring tension joints to guarantee accuracy and rigidity for years of service. Holder accommodates flat or round soapstone and pencils. Small and Medium models fold to pocket size. The extra large model can be adjusted tight in the center to eliminate any movement while marking large radius's or circles.



## Wizard Wraps (pipe wrap-arounds)

### Item #'s

**WW-16**

-small 1" to 6" pipe  
(30" L x 2-5/8" W)

**WW-17**

-medium 2" to 16 " pipe  
(60" L x 3-7/8" W)

**WW-17A**

-large 6" to 30" pipe  
(120" L x 5-1/4" W)

**WW-19**

-Ex-large 12" to 48" pipe  
(180" L x 7" W)

### CUSTOM WRAPS

**Special order lengths (sold by the foot) and widths are available:**

**WW-18** - 5-1/4" wide x any length

**WW-18A** - 7" wide x any length

NOTE: Custom Wraps are not screened.

**Special order length formula:**  
**L = 5 x diameter**

Wizard Wrap is made from a non-asbestos, heat resistant material. Edges are sanded and straight for easier more accurate marking.

Exclusive features include:



- 28" tape measure on the small Wizard Wrap.
- 36" tape measure printed on the medium & large Wizard Wraps.
- 48" tape measure printed on the Extra Large Wrap

This limits the need for an extra tape measure, and makes mark-up easier.

- "Circumference & Quartering" scale printed on every small, medium and large Wizard Wrap.

This limits the need for calculations because the exact circumference, 1/4, 1/2 and 3/4 of the circumference, plus the actual pipe diameter for 2" through 30" pipe is printed on the outside of the Wizard Wrap.

- Packaged in a durable, reusable container that will hold up in your toolbox.
- Oil, gasoline, kerosene, water and sea water resistant.



## Pipe Magician Case

Item #  
8905

A person who works with pipe needs the finest tools available and a way to protect them when not in use. The four (4) quality tools in this case are a must when working with pipe.

Case # 8900 (15"L x 10"W x 3-1/2" Deep) includes:

- 1 - Pipe Flange Aligner # 38240-T,
- 1 - Standard Magnetic Centering Head # 53076-M
- 1 - Pocket Pro Level # PP-200
- 1 - Small Wizard Wrap # WW-16
- 1 - Flange Wizard Tools Catalog
- 1 - **FREE BONUS**  
Vial Repair Kit # 5102



## Wizard Burning Guides

Item #  
8910

Case # 8900 (15"L x 10"W x 3-1/2" Deep) includes:

- 1 - Chariot Cutting Guide #24219-11 (will cover straight and radius cuts along with hole burning from 5/8" to 30" diameter.
- 1 - Magnetic Base w/Straight Pin #3105 (for larger holes and radiuses)
- 1 - Magnetic Blocks #3-28 (great for clamping on squares and straight edges)
- 1 - Magnetic Tape Holder #89754 (third hand when working alone)
- 1 - Flange Wizard Tools Catalog
- 1 - **FREE BONUS** Torch Tip Standoff #70501 (protects torch tip end by controlling the distance from the material)



## Lil' Wiz Case

Item #  
8915

This is a great kit for anyone who burns holes (5/8" to 10" dia.) in pipe, plate or structural steel

Case #8902 (13"L x 8"W x 3" Deep) includes:

- 1 - Circle Wiz # CW-300
- 1 - Combo Degree Level #L-2 (pocket size, magnetic, with 2-1/2° increments)
- 1 - Small Magnetic Centering Head # 53025-M (marks any degree needed around circumference of a bar or pipe)
- 1 - Magnetic Tape Holder # 89754 (third hand when working alone)
- 1 - Flange Wizard Tools Catalog
- 1 - **FREE BONUS** Vial Repair Kit # 5102





## PRODUCT WARRANTY TO END USERS

Flange Wizard® Tools stands behind the manufacturing quality of all its tools. All products are warranted for one (1) year from date of purchase by end user. Coverage includes manufacturing workmanship and normal use of tool within the scope of tool's design.



Two Hole Pins



Magnetic Tape Holder



Radius Markers



Multi Hole Imager



Angle Burning Guide



Flange Aligner



Standard Pocket Level

## MADE IN THE U.S.A.

Manufacturers of:

- Pipe Flange Aligners (3 models)
- Two Hole Pins (4 models)
- Radius Markers (3 models)
- Circle Cutting Guides (3 models)
- Pocket Pro Level • Standard Pocket Level
- Magnetic Torch Guide
- Wizard Wrap Arounds (4 models)
- Centering Head Tools (2 models)
- Master Marker
- Miter Marker • Hole Imager
- Plasma Burning Guides (2 models)

# flange wizard tools

2140 S. Santa Fe St., Santa Ana, CA 92705

(800) 222-3789

(714) 437-4931 • FAX (714) 434-9615

[www.flangewizard.com](http://www.flangewizard.com)

