



2022 Equipment Catalog

WELDING & CUTTING SOLUTIONS



Build A Better World





TABLE OF CONTENTS

Icons and Warranty Information	2
Stick Welders	3-8
TIG Welders	9-19
MIG: Wire Feeder/Welders	20-29
MIG & FCAW: Industrial Welders	30-33
Multi-Process Welders	34-46
Advanced Process Welders	47-65
Multi-Operator Welding Systems	66-71
Engine Drives: Commercial	72-80
Engine Drives: Industrial	81-94
Semiautomatic Wire Feeders	95-112
Submerged Arc & Automatic Equipment	113-130
Welding Gear	131-172
Guns & Torches	173-195
Cutting Systems	196-209
Wire Delivery	210-216
Automation Solutions	217-225
Weld Fume Control	226-250
Education Solutions	251-262
Drive and Cable Accessories	263-268
Welding Safety Checklist	269
Index	270-272

Icons

Output Icons



For constant current stick and TIG processes



Alternating current welding output



Peak auxiliary power output



2-Roll Wire Feeder



For constant voltage MIG, flux-cored and subarc processes



Direct current welding output



Surge auxiliary power output



4-Roll Wire Feeder



For multiprocess constant current or constant voltage applications



Alternating or direct current welding output



Continuous auxiliary power output

Input Icons



Single phase input power



115 Volt AC Wire feeder input power



50 Hertz input power



Engine Driven: Diesel, Gas or LPG



Three phase input power



42 Volt AC Wire feeder input power



60 Hertz input power



115 V INPUT 230 V INPUT



Single or three phase input power



40 Volt DC Wire feeder input power



50/60 Hertz input power



CrossLinc®

Warranty Commitment



3 Year Warranty

You have a right to expect that the welding and cutting equipment, electrode and flux you purchase will be free of defects in workmanship and material. Standing behind the high quality of our products, Lincoln Electric's warranty commitment to its customers leads the industry in breadth and scope.



For example, our limited warranty extends to 7 Years on many of our main power rectifiers. With few exceptions, all industrial welders and power sources carry a full 3 Year Lincoln Electric warranty. Electrode, wire and flux are warranted for 1 full year, as are environmental systems.



Extended Warranty Available

If you choose, you can extend the duration of the Lincoln Electric warranty on your Lincoln Electric industrial welder and cutting machines by two years with the Lincoln Electric Extended Warranty. Available only in the United States and Canada. Visit our web site for more information.



Quality Systems

Choose welding suppliers wisely . . . look for third party certifications on the companies and products you select. In fact, some of your projects or customers may require it. Many Lincoln Electric manufacturing sites have been inspected and registered to the world's ISO standards. In fact, Lincoln Electric was the first welding manufacturer to be registered to the tough ISO 9001 and 14001 standards.

However, there's more. Equipment destined for harsh environments is often tested to IP21, IP23 and IP23S standards. Products intended for the Canadian market meet stringent CSA (Canadian Standards Association) standards. Electrode is tested to comply with AWS (American Welding Society) and often ASME Boiler Pressure codes, ABS (American Bureau of Shipping), CWB/CSA (Canadian Welding Bureau) and MIL qualifications. Certificates of Conformance are available at our web site.

Operator Manuals and Replacement Parts Lists

Service Navigator - Electronic Parts Catalog

Quickly navigate to service documentation for a particular machine by utilizing the code number filter. Access to all the product information you need is just a click away - operator's manuals, parts lists and more at parts.lincolnelectric.com.

CUSTOMER ASSISTANCE POLICY

The business of The Lincoln Electric Company is manufacturing and selling high quality welding equipment, consumables, and cutting equipment. Our challenge is to meet the needs of our customers and to exceed their expectations. On occasion, purchasers may ask Lincoln Electric for information or advice about their use of our products. Our employees respond to inquiries to the best of their ability based on information provided to them by the customers and the knowledge they may have concerning the application. Our employees, however, are not in a position to verify the information provided or to evaluate the engineering requirements for the particular weldment. Accordingly, Lincoln Electric does not warrant or guarantee or assume any liability with respect to such information or advice. Moreover, the provision of such information or advice does not create, expand, or alter any warranty on our products. Any express or implied warranty that might arise from the information or advice, including any implied warranty of merchantability or any warranty of fitness for any customer's particular purpose is specifically disclaimed.

Lincoln Electric is a responsive manufacturer, but the selection and use of specific products sold by Lincoln Electric is solely within the control of, and remains the sole responsibility of the customer. Many variables beyond the control of Lincoln Electric affect the results obtained in applying these types of fabrication methods and service requirements.

Subject to Change - This information is accurate to the best of our knowledge at the time of printing. Please refer to www.lincolnelectric.com for any updated information.

Availability and/or specifications of products listed in this catalog are subject to change at any time without notice.



STICK WELDERS

MODEL	OUTPUT			PROCESS				INPUT		FEATURES						
	Mode	Polarity	Current Range (Amps)	Stick	TIG Scratch	Touch Start TIG™	Arc Gouge	Phase	Hertz	Compact	115/230 Volt Auto-Sensing	Hot Start	Arc Force	Meters	7-yr Warranty (Power Rectifier)	Polarity Switch
COMMERCIAL																
Invertec® V155-S	CC	DC	5-155 DC	●		●		1	50/60	●	●	●	●			
AC 225™	CC	AC	40-225 AC	●				1	50/60	●						
AC/DC 225/125™	CC	AC/DC	30-125 DC 40-225 AC	●				1	50/60	●						●
INDUSTRIAL																
Idealarc® 250	CC	AC/DC	40-250 DC 35-300 AC	●			●	1	60							●
Invertec® V276	CC	DC	20-275 DC	●		●	●	1/3	50,60	●		●	●	●		

KEY: ● Excellent ● Good ● Optional

Invertec® V155-S

High-Performance Stick Welder
In A Portable Package

- Two stick welding modes provide optimal welding performance for Soft (E7018) and Crisp (E6011) electrode applications
- Auto-Adaptive Arc Force minimizes spatter and electrode sticking in the puddle without compromising arc stability when stick welding
- Touch Start TIG® mode provides TIG welding capabilities in a stick machine
- Automatically connects to either 120V or 230V power



Processes

- Stick
- DC TIG

Output



Input



Literature

E2.141

Product Name	Product Number	Input Power Voltage/Phase/Hertz	Rated Output Current/Voltage/Duty Cycle	Input Current @ Rated Output ¹⁾	Output Range	H x W x D in (mm)	Net Wt. lb (kg)
Invertec® V155-S	K2605-1	120/1/60	75A/23.0V/100% Stick 100A/24.0V/30% Stick 105A/14.2V/100% TIG 130A/15.2V/30% TIG	24.0A 33.8A 21.5A 28.8A	5-155 Amps DC Max. OCV: 75V	11.3 x 6.2 x 15.4 (288 x 158 x 392)	14.7 (6.7)
		230/1/50/60	100A/24.0V/100% Stick 145A/25.8V/30% Stick 100A/14.0V/100% TIG 155A/16.2V/30% TIG	21.0A 31.0A 14.1A 22.8A			

¹⁾Input amps on 60 Hz input.

WARNING: Cancer and Reproductive Harm -www.P65Warnings.ca.gov

AC 225™

Proven For Generations,
Built To Last A Lifetime

- 40-225 amps AC output control allows for 3/16 in. (4.8 mm) diameter mild steel stick electrodes and 5/32 in. (4.0 mm) diameter of other electrode types.



Processes

- Stick

Output



Input



Literature

E2.30

Product Name	Product Number	Input Power Voltage/Phase/Hertz	Rated Output Current/Voltage/Duty Cycle	Input Current @ Rated Output	Output Range	H x W x D in (mm)	Net Wt. lb (kg)
AC 225™	K1170	230/1/60	225A/25V/20% ¹⁾	50A	40-225 Amps Max. OCV: 79V	24 x 17.25 x 12 (610 x 438 x 305)	109 (49.5)

¹⁾Except 75 amp setting which can be used continuously for 1 hour.

WARNING: Cancer and Reproductive Harm -www.P65Warnings.ca.gov

AC/DC 225/125™

An Iconic AC/DC Stick Welder That's Built To Last

- 225 amp AC output is enough for 3/16 in. (4.8 mm) diameter general purpose mild steel electrodes
- 125 amp DC output is enough for most 1/8 in. (3.2 mm) electrodes



Processes

- Stick

Output



Input



Literature

E2.60

Product Name	Product Number	Input Power Voltage/Phase/Hertz	Rated Output Current/Voltage/Duty Cycle	Input Current @ Rated Output	Output Range	H x W x D in (mm)	Net Wt. lb (kg)
AC/DC 225/125™	K1297	230/1/60	AC: 225A/25V/20% DC: 125A/25V/20%	AC: 50A DC: 36A	40-225 Amps AC Max. OCV: 79V 30-125 Amps DC Max. OCV: 73V	24 x 17.25 x 12 (610 x 438 x 305)	124 (56.3)

WARNING: Cancer and Reproductive Harm -www.P65Warnings.ca.gov

Idealarc® 250

Rugged. Reliable. Red.

- Up to 300 amps welding output in AC and 250 amps in DC polarity enables the operation of some 1/4 in. (6.4 mm) electrodes
- Suitable for use with a variety of stick electrode types, including low hydrogen, stainless steel, hardfacing, and cast iron
- Full-range continuous control provides precise command of heat input
- The K1053-9 Idealarc® 250 model features Power Factor Capacitors (PFC)



Processes

- Stick
- Gouging

Output



Input



Literature

E2.70

Product Name	Product Number	Input Power Voltage/Phase/Hertz	Rated Output Current/Voltage/Duty Cycle	Input Current @ Rated Output	Output Range	H x W x D in (mm)	Net Wt. lb (kg)
Idealarc® 250 w/PFC [®]	K1053-9	208/230/460/1/60	AC: 250A/30V/30% DC: 250A/30V/30%	75/68/34A	35-300 Amps AC Max. OCV: 72V	27 x 19 x 21.5 (686 x 483 x 546)	350 (159)
Base Model	K1053-8	230/460/575/1/60		86/43/34A	40-250 Amps DC Max. OCV: 70V		

[®]PFC = Power Factor Capacitors

WARNING: Cancer and Reproductive Harm -www.P65Warnings.ca.gov

Invertec® V276

Weather-Resistant Stick And TIG Welder

- Outstanding stick performance for both whip and drag techniques, including E6010 and E7018
- Selectable Hot Start technology enables enhanced arc starting on thick and dirty material
- Variable Arc Force - dial in the "soft" or "crisp" arc you want
- Digital meters for accurate control



Processes

- Stick
- DC TIG
- Gouging

Output



Input



Literature

E2.162

Product Name	Product Number	Input Power Voltage/Phase/Hertz	Rated Output Current/Voltage/Duty Cycle	Input Current @ Rated Output	Output Range	H x W x D in (mm)	Net Wt. lb (kg)
Invertec® V276 Base Model w/Tweco® style receptacles [†] or Base Model w/Twist Mate™ Receptacles	K4868-1	*208/230/460/575/3/60	*275A/31V/35% 250A/30V/60% 200A/28V/100%	*137/19/16 35/33/17/14 27/25/13/11	20-275A	13.6 x 9.0 x 20.25 [345 x 229 x 514]	54.5 [24.7]
		*208/*230/460/575/1/60	*275A/31V/35% 250A/30V/60% 200A/28V/100%	*1*/37/31 65/60/33/27 49/50/26/21			
	K4868-2	220/380/400/415/440/3/50	220A/28.8V/60% 190A/27.6V/100%	26/16/16/13/13 23/14/13/13/12			
		220/380/400/415/440/1/50	220A/28.8V/60% 190A/27.6V/100%	50/33/30/29/29 42/27/26/26/25			

[†]Tweco® is a registered trademark of Victor Technologies International, Inc.

^{*} Rating not applicable for 208VAC three phase or 208/230VAC single phase.



WARNING: Cancer and Reproductive Harm -www.P65Warnings.ca.gov

What's Included

Base Model/Unit Includes » Some base models include a set of specific standard accessories

One-Pak® Packages » Assembly required

Ready-Pak® Packages » Fully assembled

Invertec® V155-S

Base Model (K2605-1)

- Stick electrode holder, cable and Twist Mate™ plug
- Work cable and clamp with Twist Mate plug
- Fully adjustable shoulder strap
- 120/230V input cord, 6.6 ft. (2 m) with a 120V 15 Amp plug
- Extra 120V 20 Amp plug

AC 225™

Base Model (K1170)

- Insulated electrode holder and cable
- Heavy duty work clamp and cable
- Helpful Welder's Guide
- Input Cable with integrated plug

AC/DC 225/125™

Base Model (K1297)

- Insulated electrode holder and cable
- Heavy duty work clamp and cable
- Helpful Welder's Guide
- Input Cable with integrated plug



Shown:
Invertec® V155-S



Shown:
AC 225™



Shown:
AC/DC 225/125™



WARNING: Cancer and Reproductive Harm - www.P65Warnings.ca.gov

Accessories

Product Name	Product No.										
		Invertec® V155-S	AC 225™	AC/DC 225™	Idealarc® 250	Invertec® V276	Idealarc® R3R-400	Idealarc® R3R-500	Base Model	Base Model	Base Model
		K2605-1	K1170	K1297	K1053-9	K1053-8	K4868-1	K4868-2	K1285-16	K1286-16	K1286-25
GENERAL											
Wheel Kit	K761		•	•							
Undercarriage	K866				•	•					
Welding Cart with 80 cu. ft. (2.27 m³) bottle capacity	K2275-1	•									
Twist Mate™ Cable Plug for 6-4 Cable	K852-25	•									
Twist Mate™ Cable Plug for 1/0-2/0, 50-70 mm² Cable	K852-70							•			
Twist Mate™ Cable Plug for 2/0-3/0, 70-95 mm² Cable	K852-95							•			
Twist Mate™ Receptacle for 1/0-2/0, 50-70 mm² Cable	K1759-70							•			
Twist Mate™ Receptacle for 2/0-3/0, 70-95 mm² Cable	K1759-95							•			
Tweco® Style Cam-Lock Adapter Plug	K2946-1							•			
Arc Tracker™	K3019-1				•	•	•	•	•	•	•
Undercarriage – Hand moving	K841								•	•	•
Work Lead Package, 15 ft. (4.6 m) 4/0 Cable	K2149-1								•	•	•
Weld Fume Control System	See Fume Sec.	•	•	•	•	•	•	•	•	•	•
STICK											
Accessory Kit, 150 Amp	K875				•	•	•	•			
Accessory Kit, 400 Amp	K704				•	•	•	•	•	•	•
Stick Electrode Holder, Work Clamp, Cable & Twist Mate™ Set	K2394-1							•			
Remote Output Control, 6-pin, 25 ft. (7.6 m)	K857						•	•	•	•	•
Remote Output Control, 6-pin, 100 ft. (30 m)	K857-1						•	•	•	•	•
TIG											
Pro-Torch™ TIG Torches	See Guns Sec.						•	•	•	•	•
PTA-17V Flex Head Gas Valve TIG Torch w/Ultra-Flex™ Cable, 12.5 ft. (3.8 m), 1 pc.	K1782-13	•									
Small Twist Mate™ Torch Adapter (with separate gas)	K960-2	•									
Parts Kit for PTA-17 Series Torches	KP508	•									
Deluxe Adjustable Gas Regulator & Hose Kit	K586-1	•					•	•	•	•	•
TIG-Mate™ 17V TIG Torch Starter Kit (air-cooled)	K2265-1						•	•			
Twist Mate™ Torch Adapter (with separate gas)	K960-1						•	•			
Foot Amptrol™	K870						•	•	•	•	•
Hand Amptrol™ (Rotary Track Style)	K963-3						•	•	•	•	•
TIG Module	K930-2								•	•	•
Docking Kit	K939-1								•	•	•
Contractor Kit	K938-1								•	•	•
Control Cable, 9-pin to 6-pin and 115V plug	K936-3								•	•	•
Control Cable Extension, 45 ft. (13.7 m)	K937-45								•	•	•
2-YEAR EXTENDED WARRANTY AVAILABLE	—	•	•	•	•	•	•	•	•	•	•

For more information on our Extended Warranty program, visit www.lincolnelectric.com/warranty

• Optional



TIG WELDERS

MODEL	OUTPUT			PROCESS			INPUT			FEATURES					
	Mode	Polarity	TIG Current Range (Amps)	Stick	Touch Start TIG [®]	TIG High-Freq [™] Start	Phase	Hertz	Auto Sensing	Micro-Start [™] II	Auto-Balance [®]	Adjustable AC Frequency	Ready-Pak [®]	TIG Pulse	Adjustable AC Balance
CONVENTIONAL TECHNOLOGY															
Precision TIG [®] 225	CC	AC/DC	5-230	●		●	1	50/60		●	●		●	●	●
Precision TIG [®] 275	CC	AC/DC	2-340	●	●	●	1	50/60		●	●		●	● ⁽³⁾	●
Precision TIG [®] 375	CC	AC/DC	2-420	●	●	●	1	50/60		●	●		●	●	●
INVERTER TECHNOLOGY															
Inverter [®] V155-S	CC	DC	5-155	●	●		1	50/60	●				●		
Inverter [®] V160-T	CC	DC	5-160	●	●	●	1	50/60	●					●	
Square Wave [®] TIG 200	CC	AC/DC	10-200 ⁽¹⁾	●		●	1	50/60	●			●		●	●
Aspect [®] 230	CC	AC/DC	2-230	●	●	●	1/3	50/60	●		●	●		●	●
Aspect [®] 375	CC	AC/DC	2-375 ⁽²⁾	●	●	●	1/3	50/60	●		●	●	●	●	●

KEY: ● Excellent ● Good ● Optional

⁽¹⁾ 230 Volts ⁽²⁾ Three-phase

⁽³⁾ Pulse available with Advanced Pulse Control Panel

Invertec® V155-S

Best-in-Class TIG and Stick Performance

- Touch Start TIG® mode provides TIG welding capabilities in a stick machine
- Two stick welding modes provide optimal welding performance for Soft (E7018) and Crisp (E6011) electrode applications
- Auto-Adaptive Arc Force minimizes spatter and electrode sticking in the puddle without compromising arc stability when stick welding
- Automatically connects to 120V or 230V service



Processes

- Stick
- DC TIG

Output



Input



Literature

E2.141

Product Name	Product Number	Input Power Voltage/Phase/Hertz	Rated Output: Current/Voltage/Duty Cycle	Input Current @ Rated Output ⁽¹⁾	Output Range	H x W x D in (mm)	Net Wt. lb (kg)
Invertec® V155-S (Ready-Pak® Pkg.)	K2606-1	120/1/60	Stick: 75A/23.0V/100% Stick: 100A/24.0V/30% TIG: 105A/14.2V/100% TIG: 130A/15.2V/30%	24.0A 33.8A 21.5A 28.8A	5-155 Amps DC Max. OCV: 75V	11.3 x 6.2 x 15.4 (288 x 158 x 392) (machine only)	14.7 (6.7) (machine only)
		230/1/50/60	Stick: 100A/24.0V/100% Stick: 145A/25.8V/30% TIG: 100A/14.0V/100% TIG: 155A/16.2V/30%	21.0A 31.0A 14.1A 22.8A			

⁽¹⁾Input amps on 60 Hz input.

WARNING: Cancer and Reproductive Harm -www.P65Warnings.ca.gov

Invertec® V160-T

High Performance TIG Welding In A Compact Design

- High-frequency TIG starting makes it easy to establish an arc under a variety of conditions
- Built in pulsing functions help minimize heat input on thin materials, and provide for a faster freezing weld puddle for uphill welding on curved surfaces such as process piping
- Ideally suited for maintenance operations and other external field operations
- Automatically connects to 120V or 230V service



Processes

- Stick
- DC TIG

Output



Input



Literature

E3.105

Product Name	Product Number	Input Power Voltage/Phase/Hertz	Rated Output: Current/Voltage/Duty Cycle	Input Current @ Rated Output	Output Range	H x W x D in (mm)	Net Wt. lb (kg)
Invertec® V160-T	K1845-1	120/1/50/60 20A Branch Circuit	TIG: 90A/14.6V/100% Stick: 60A/22.4V/100%	20A	5-160 Amps DC Max. OCV: 48V	13 x 8 x 17 (330 x 203 x 432)	24 (10.8)
		120/1/50/60 30A Branch Circuit	TIG: 110A/14.4V/100% Stick: 80A/23.2V/100%	25A			
		230/1/50/60 30A Branch Circuit	TIG: 130A/15.2V/100% Stick: 130A/25.2V/100%	20A			

WARNING: Cancer and Reproductive Harm -www.P65Warnings.ca.gov


Square Wave® TIG 200

200 Amp AC/DC TIG and Stick Welding Power Source

- Simple user interface makes machine setup easy
- Available features like pulse mode help make you a better TIG welder, faster
- High frequency starting for aluminum welding
- Built-in settings for more cleaning action or wider or tighter arc configurations for aluminum welding
- TIG welding for critical welds where precision and bead appearance are important
- Bonus of stick welding capability for outdoor work or thicker materials
- Plugs into a standard 120V or 230V circuit
- Portable and convenient to use – only 46 lb [21 kg]



- Processes**
- DC Stick
 - AC/DC Pulsed TIG



Literature
E3.38

Product Name	Product Number	Input Power Voltage/Phase/Hertz	Rated Output: Current/Voltage/Duty Cycle	Input Current @ Rated Output	Output Range	H x W x D in (mm)	Net Wt. lb (kg)
Square Wave® TIG 200	K5126-1	120/1/50/60	TIG: 125A/25% ^{#1} TIG: 100A/40% TIG: 85A/60% Stick: 75A/20% Stick: 65A/60%	22A 17A 14A 19A 16A	TIG: 10-125A Stick: 10-90A	14 x 10.75 x 19.25 [B58 x 282 x 502]	46 [21]
		230/1/50/60	TIG: 200A/25% TIG: 160A/40% TIG: 130A/60% Stick: 170A/20% Stick: 100A/60%	22A 17A 13A 25A 13A	TIG: 10-200A Stick: 10-170A		

^{#1}120V AC TIG 110A/25%

WARNING: Cancer and Reproductive Harm -www.P65Warnings.ca.gov

STACK DIMES AND SAVE DOLLARS.



The Square Wave® TIG 200 allows welding enthusiasts of all levels to explore their creativity. The user interface makes machine setup easy and includes advanced features that will help you become a better TIG welder, faster. Whether you're TIG welding aluminum or stick welding, this feature-packed, 46-pound machine is ready to work from either 120V or 230V circuit, so you can Take it Everywhere, Plug in Anywhere.™

For more information, visit www.lincolnelectric.com



#StackingDimes
AR15-43 ©2016 The Lincoln Electric Co. All Rights Reserved.



Precision TIG® 225

Versatile TIG and Stick Welder

- Easy-to-use operator interface – select mode, polarity and weld
- AC Auto-Balance® automatically adjusts for the optimal mix of cleaning and penetration when welding aluminum
- Take full control: Adjust cleaning action or penetration on aluminum. Enable the TIG pulser to minimize distortion from excessive heat input
- Offers outstanding stick welding capabilities
- Experience enhanced starting, optimal arc stability, and precise crater fills with Micro-Start™ II technology



Processes

- Stick
- TIG

Output



Input



Literature

E3.37

Product Name	Product Number	Input Power Voltage/Phase/Hertz	Rated Output: Current/Voltage/Duty Cycle	Input Current @ Rated Output	Output Range	H x W x D in (mm)	Net Wt. lb (kg)
Precision TIG® 225 Ready-Pak® Pkg.	K2535-1	208/230/1/60	130A/40% 110A/60%	40% Duty Cycle: 61/55 60% Duty Cycle: 52/47	5-230 Amps AC 5-230 Amps DC Max. OCV: 75V	20.7 x 14.5 x 25.6 (526 x 368 x 650)	212 (96)
Ready-Pak® w/Cart Pkg.	K2535-2					31.2 x 19.8 x 38 (794 x 503 x 966)	258 (117)
Base Model	K2533-2	460/575/1/60		40% Duty Cycle: 28/22 60% Duty Cycle: 23/19		20.7 x 14.5 x 25.6 (526 x 368 x 650)	192 (87)
	K2534-1	380/400-415/1/50/60		40% Duty Cycle: 33/32 60% Duty Cycle: 28/27			

⚠ WARNING: Cancer and Reproductive Harm -www.P65Warnings.ca.gov

Aspect® 230

The Consistency You Want, The Performance You Need

- Exceptional Arc Response and Stability
- Maximize productivity and spend more time welding with a rated 35% duty cycle at 230 amps
- Advanced aluminum controls, AC Auto Balance technology, pulse, frequency, and additional waveforms
- Portable, lightweight and easy to transport
- IP23 rated for harsh environments



Processes

- Stick
- TIG

Output



Input



Literature

E3.118

Product Name	Product Number	Input Power Voltage/Phase/Hertz	Rated Output: Current/Voltage/Duty Cycle	Input Current @ Rated Output	Output Range	H x W x D in (mm)	Net Wt. lb (kg)
Aspect® 230 AC/DC Base Model	K4340-1	120/1/50/60	120/1/50/60: 110A/100%/14.4V	120/208/230/400/460/1/50/60: 34/33/31/18/16A	120V: 2-150A TIG	16.5 x 9.7 x 19.9 (419 x 246 x 506)	50.5 (22.9)
		or 208/230/400/460/1/3/50/60	125A/60%/15V 150A/35%/16V			46.5 x 22 x 24 (118.1 x 558.8 x 609.6)	212 (96.2)
			208/230/400/460/1/3/50/60: 160A/100%/16.4V 190A/60%/17.6V 230A/35%/19.2V	208/230/400/460/3/50/60: 19/17/10/9A		208/230/400/460V: 2-230A	16.5 x 9.7 x 19.9 (419 x 246 x 506)
Aspect® 230 DC Base Model	K4346-1	120/1/50/60	120/1/50/60: 110A/100%/14.4V	120/208/230/400/460/1/50/60: 31/33/31/18/16A	120V: 2-150A TIG	16.5 x 9.7 x 19.9 (419 x 246 x 506)	46.5 (21.1)
		or 208/230/400/460/1/3/50/60	125A/60%/15V 150A/35%/16V	208/230/400/460/1/3/50/60: 160A/100%/16.4V 190A/60%/17.6V 230A/35%/19.2V		208/230/400/460/3/50/60: 19/17/10/9A	208/230/400/460V: 2-230A
Air-Cooled One-Pak®	K4341-1						
Air-Cooled One-Pak®	K4347-1						

⚠ WARNING: Cancer and Reproductive Harm -www.P65Warnings.ca.gov

Precision TIG® 275

A TIG Welding Workhorse

- AC Auto-Balance® automatically adjusts for the optimal mix of cleaning and penetration when welding aluminum. Or, take full control to adjust cleaning or penetration.
- Delivers the widest output range in its class from 2-340 amps
- Upgrade with the optional Advanced Pulse Control panel to enable better control over heat input, resulting in less distortion on thin metals
- Experience enhanced starting, optimal arc stability, and precise crater fills with Micro-Start™ II technology



Processes

- Stick
- TIG

Output



Input



Literature

E3.51

Product Name	Product Number	Input Power Voltage/Phase/Hertz	Rated Output: Current/Voltage/Duty Cycle	Input Current @ Rated Output	Output Range	H x W x D in (mm)	Net Wt. lb (kg)
Precision TIG® 275 Ready-Pak® w/Cart Pkg.	K2618-1	208/230/460/1/60	275A/40% 225A/60%	40% Duty Cycle: 104/94/47A 60% Duty Cycle: 86/78/39	DC: 2-340A AC: 2-340A Max. OCV: 75V	49.7 x 28 x 41 [1262 x 711 x 1041]	641 [291]
Base Model	K2619-1	460/575/1/60		40% Duty Cycle: 47/38A 60% Duty Cycle: 39/31		31 x 22 x 26 [787 x 559 x 660]	397 [180]
	K2619-2						
	K2620-1	220-230/380-400/ 415/1/50/60	40% Duty Cycle: 95/55/50A 60% Duty Cycle: 80/46/42				

WARNING: Cancer and Reproductive Harm -www.P65Warnings.ca.gov

Precision TIG® 375

Precision Welding, Maximum Range TIG Welder

- Tackle either end of the material thickness spectrum with the widest operating range in its class from 2 to 420 amps
- AC Auto-Balance® automatically adjusts for the optimal mix of cleaning and penetration when welding aluminum. Or, take full control to adjust cleaning or penetration.
- Standard pulse functions enable better control over heat input, resulting in less distortion on thin metals
- Experience enhanced starting, optimal arc stability, and precise crater fills with Micro-Start™ II technology



Processes

- DC Stick
- AC/DC Pulsed TIG

Output



Input



Literature

E3.51

Product Name	Product Number	Input Power Voltage/Phase/Hertz	Rated Output: Current/Voltage/Duty Cycle	Input Current @ Rated Output	Output Range	H x W x D in (mm)	Net Wt. lb (kg)
Precision TIG® 375 Ready-Pak® w/Cart Pkg.	K2624-1	208/230/460/1/60	375A/40% 350A/60%	40% Duty Cycle w/PFC: 112/102/51A 60% Duty Cycle: 102/92/46	DC: 2-420A AC: 2-420A Max. OCV: 80V	49.7 x 28 x 41 [1262 x 711 x 1041]	751 [341]
Base Model	K2622-1	230/460/575/1/60		40% Duty Cycle w/PFC: 102/51/41A 60% Duty Cycle: 92/46/37		31 x 22 x 26 [787 x 559 x 660]	507 [230]
	K2622-2						
	K2623-1	220-230/380-400/ 415/1/50/60	40% Duty Cycle w/PFC: 119/69/63A 60% Duty Cycle: 110/64/59				

WARNING: Cancer and Reproductive Harm -www.P65Warnings.ca.gov

Aspect® 375

Advanced TIG Technology Made Simple

- Effortless arc control for the smoothest welds
- AC Auto-Balance® makes it simple by automatically providing the optimal mix of cleaning and penetration on aluminum
- Activate Intellistart™ to provide for soft starts on thin materials for minimal distortion and hotter starts on thick materials
- Customize when you need it: Manage AC frequency, balance and offset to modify arc profile, cleaning action or penetration



Processes

- AC/DC TIG
- Stick

Output



Input



Literature

E3.117

Product Name	Product Number	Input Power Voltage/Phase/Hertz	Rated Output: Current/Voltage/Duty Cycle	Input Current @ Rated Output	Output Range	H x W x D in [mm]	Net Wt. lb [kg]
Aspect® 375 Base Model	K3945-1	1-Phase: 200-600/50/60	3-Phase: GTAW: 350A/24/30% GTAW: 250A/20/100% SMAW: 350A/34/30% SMAW: 250A/30/100%	3-Phase: 30% DC GTAW 32/29/17/15/12 100% DC GTAW 19/17/10/9/7 30% DC SMAW 46/41/24/21/17 100% DC SMAW 29/26/15/13/10	3-Phase: 2-375A	21 x 11.8 x 25.5 [533 x 300 x 648]	105 [47.6]
Ready-Pak® Pkg.	K3946-2	3-Phase: 200-600/50/60	1-Phase: GTAW: 240A/19.6/30% GTAW: 180A/17.2/100% SMAW: 240A/29.6/30% SMAW: 180A/27.2/100%	1-Phase: 30% DC GTAW 32/27/17/15/12 100% DC GTAW 21/19/11/9/7 30% DC SMAW 47/43/25/21/17 100% DC SMAW 33/30/17/15/12	1-Phase: 2-250A	47 x 23 x 45 [1194 x 584 x 1143]	290 [132]

What's Included

Base Model/Unit Includes » Some base models include a set of specific standard accessories

One-Pak® Packages » Assembly required

Ready-Pak® Packages » Fully assembled

Invertec® V155-S

TIG Ready-Pak® Welding Package (K2606-1)

- Invertec® V155-S (K2605-1)
- Stick electrode holder & cable, 10 ft. (3.0 m) with Twist Mate™ plug
- Work clamp & cable, 10 ft. (3.0 m) with Twist Mate™ plug
- Fully adjustable shoulder strap
- 120/230V input cord [6.6 ft. (2 m)] with a 120V 15 Amp plug
- Extra 120V 20 Amp plug
- Gas Regulator & Hose (3000369)
- PTA-17V TIG torch w/Ultra-Flex™ cable and Twist Mate™ adapter
- PTA-17 TIG torch parts (KP508)
- Easy-Store/Easy-Carry Suitcase

Invertec® V160-T

Base Model (K1845-1)

- 115V Input cord (10 ft.) and plug (NEMA 5-15P)
- 20 Amp Plug (NEMA 5-20P)
- Twist Mate™ Torch Adapter for PTA-9 or -17 one-piece torch
- Fully adjustable shoulder strap
- Work Clamp & Cable, 10 ft. (3.0 m)

Square Wave™ TIG 200

Base Model (K5126-1)

- PTA-17 Series 150A Air-Cooled TIG Torch with Flexible Head and Ultra-Flex™ Cable Assembly
- Foot Amptrol™
- Regulator/Flowmeter with Gas Hose
- Stick Electrode Holder
- Ground Clamp
- 120/230V Input Cords
- TIG Torch Parts

Precision TIG® 225

Base Model (K2533-1)

- Torch Parts Storage Compartment
- Torch Hanger
- 10 ft. (3.0 m) Work Cable & Clamp
- Removable Lift Eye
- 9 ft. (2.7 m) Input Power Cord with NEMA 6-50P Plug
- NEMA 6-50R Receptacle
- TIG Procedure Guide
- GTAW (TIG) Handbook

Ready-Pak® Package (K2535-1)

- PTA-17 TIG Torch with Ultra-Flex™ Cable Assembly
- Twist Mate™ Adapter
- TIG Torch Parts
- Gas Regulator & Hose (3000369)
- Foot Amptrol™
- Work Clamp and Cable, 10 ft. (3.0 m)

Ready-Pak w/Cart Package (K2535-2)

- Everything Listed Above (K2535-1)
- Understorage Cart

Aspect® 230

AC/DC Base Model (K4340-1)

- 10 ft (3 m) Input Power Cord

AC/DC Water-Cooled One-Pak® (K4342-1)

- 10 ft (3 m) Input Power Cord
- Aspect® 230 AC/DC
- Two Wheeled Cart
- Cool Arc™ 22
- Foot Pedal
- Water-Cooled TIG Torch PTW-20 250A, 25 ft (7.6 m)
- Gas Lens Kit for PTW-20
- Low Conductivity Coolant
- Zippered Cable Cover, 25 ft (7.6 m)
- Gas Regulator
- Ground Clamp w/15 ft (4.6) Cable
- Torch Twist Mate™ Connector



Shown:
Invertec® V155-S
Ready-Pak® Pkg.



Shown:
Precision TIG® 225
Ready-Pak® w/Cart Pkg.



Shown:
Aspect® 230 AC/DC
Water-Cooled One-Pak®

What's Included

Base Model/Unit Includes » Some base models include a set of specific standard accessories

One-Pak® Packages » Assembly required

Ready-Pak® Packages » Fully assembled

Aspect® 230, con't.

AC/DC Air-Cooled One-Pak® (K4341-1)

- 10 ft. (3 m) Input Power Cord
- Aspect® 230 AC/DC
- Foot Pedal
- Expendables Kit for PTW-18 and PTA-26
- Air-Cooled TIG Torch 200A PTA-26 Flex Head™, 25 ft (7.6 m)
- Gas Regulator
- Ground Clamp w/15 ft (4.6) Cable
- Torch Twist Mate™ Connector ASM

DC Base Model (K4346-1)

- 10 ft. (3 m) Input Power Cord

DC Air-Cooled One-Pak® (K4347-1)

- 10 ft. (3 m) Input Power Cord
- Aspect® 230 DC
- Foot Pedal
- Expendables Kit for PTW-18 and PTA-26
- Air Cooled TIG Torch 200A PTA-26 Flex Head™, 25 ft (7.6 m)
- Gas Regulator
- Ground Clamp w/15 ft (4.6) Cable
- Torch Twist Mate™ Connector ASM

Precision TIG® 275

Ready-Pak® w/Cart Package (K2618-1)

- Precision TIG® 275 (K2619-1)
- Under-Cooler Cart
- Foot Amptrol™
- Harris® Gas Flowmeter Regulator & 10 ft. (3.0 m) Hose Kit (3100338)
- PTW-20 Pro-Torch™ TIG Torch
- Zippered Torch Cover
- TIG Torch Parts Kit (KP510)
- Water Hose (2 included)
- 15 ft. (4.5 m) 2/0 Work Cable/Clamp
- PTA-9 or -17 Torch Adapter

Precision TIG® 375

Ready-Pak® w/Cart Package (K2624-1)

- Precision TIG® 375 (K2622-1)
- Under-Cooler Cart
- Foot Amptrol™
- Harris® Gas Flowmeter Regulator & 10 ft. (3.0 m) Hose Kit (3100338)
- PTW-20 Pro-Torch™ TIG Torch
- Zippered Torch Cover
- TIG Torch Parts Kit (KP510)
- Water Hose (2 included)
- 15 ft. (4.5 m) 2/0 Work Cable/Clamp
- Adapter for optional PTA-9 or -17 Torch, 3/8 in. (9.5 mm)

Aspect® 375

Ready-Pak® Package (K3946-2)

- Aspect 375® (K3945-1)
- Cool Arc® 47 Water Cooling System (K3950-1)
- TIG Welding Cart (K3949-1)
- 20H-320-25R 320 Amp Water Cooled TIG Torch (K4168-2)
- Twist Mate™ Torch Cable Adaptor (K1622-5)
- TIG Torch Parts Kit (KP510)
- Foot Amptrol™ with 25 ft. (7.6m) Cable Assembly (K870)
- 15 ft. (4.5m) Work Lead Assembly (K1803-3)
- Gas Regulator With Hose (3100211)
- Low Conductivity Coolant (KP4159-1)



Shown:
Precision TIG® 275
Ready-Pak® w/Cart Pkg.



Shown:
Precision TIG® 375
Ready-Pak® w/Cart Pkg.



Shown:
Aspect® 375
Ready-Pak® Package

Accessories

Product Name	Product No.	Invertec® V155-S	Invertec® V160-T	Square Wave™ TIG 200	Precision TIG™ 225	Precision TIG™ 275	Aspect™ 230	Precision TIG™ 375	Aspect™ 375
		Base Model	Base Model	Base Model	Base Model	Base Model	Base Model	Base Model	Base Model
GENERAL									
Undercarriage	K1869-1					•	•		
Understorage Cart	K2348-1				•				
Dual Cylinder Cart	K2617-1				•				
Inverter Cart	K3949-1								•
Two-Wheeled Cart	K4441-1						•		
Welding Cart (80 cu ft. bottle capacity)	K2275-1	•	•						
Utility Cart (150 cu ft. bottle capacity)	K520		•	•					
Small Canvas Cover	K2377-1		•	•					
Medium Canvas Cover	K2378-1				•				
Advanced Control Panel	K2621-1					•	•		
Work Clamp & Cable Assembly	K2150-1					•	•	•	•
Twist Mate™ Plug for 6-4 Cable	K852-25	•							
Weld Fume Control System	See Fume Sec.	•	•	•	•	•	•	•	•
STICK									
Stick Electrode Holder & Cable	K2374-1				•				
Stick Electrode Holder, Work Clamp, Cable & Twist Mate™ Set	K2394-1		•	•					
Stick Welding Accessory Kit, 150 Amp	K875					•	•		
Stick Welding Accessory Kit, 400 Amp	K704					•	•	•	•
Remote Output Control, 25 ft (7.6 m)	K857					•	•	•	•
Remote Output Control, 100 ft (3.0 m)	K857-1					•	•	•	•
TIG									
Wireless Foot Pedal & Receiver	K4217-1				•	•	•	•	•
Replacement Wireless Pedal Transmitter	K4218-1				•	•	•	•	•
Replacement Wireless Receiver	K4219-1				•	•	•	•	•
Hand Amptrol™ (Rotary Track Style)	K963-3		•	•	•	•	•	•	•
Foot Amptrol™ with 25 ft (7.6 m) cable assembly	K870		•	•	•	•	•	•	•
Arc Start Switch	K814		•	•	•	•	•	•	•
PTA-9, PTW-20, 20-250-25R and 20H-320-25R Gas Lens Parts Kit	KP2414-1	•	•	•	•	•	•	•	•
PTA-9 -17 One Cable Torch Adapter	K2166-3					•	•	•	•
PTA-9, -17, -26 Two Cable Torch Adapter	K2166-2					•	•	•	•
PTA-26 One Cable Torch Adapter	K2166-1					•	•	•	•
PTA-9 Pro-Torch™ TIG Torch, 12.5 ft (3.8 m), 1 pc	K1781-1	•	•	•	•	•	•	•	•
PTA-9F Flex Head w/ Ultra-Flex™ Cable TIG Torch Package, 12.5 ft (3.8 m), 1 pc	K1781-9	•	•	•	•	•	•	•	•

• Optional

Accessories

Product Name	Product No.	Invertec® V155-S	Invertec® V160-T	Square Wave™ TIG 200	Precision TIG® 225	Precision TIG® 275	Aspect® 230	Precision TIG® 375	Aspect® 375
		Base Model	Base Model	Base Model	Base Model	Base Model	Base Model	Base Model	Base Model
TIG, CONT.									
PTA-17 Pro-Torch™ TIG Torch, 12.5 ft (3.8 m), 1 pc	K1782-1	•	•	•	•	•	•	•	•
PTA-17 Pro-Torch™ TIG Torch, 25 ft (7.6 m), 1 pc	K1782-3	•	•	•	•	•	•	•	•
PTA-17 Pro-Torch™ TIG Torch, 25 ft (7.6 m), 2 pc	K1782-4				•	•		•	•
PTA-17 Pro-Torch™ TIG Torch, 150 amp, 12.5 ft (3.8 m), 1 pc	K1782-12	•	•	•	•	•	•	•	•
PTA-17FV Flex Head Gas Valve Pro-Torch™ TIG Torch w/Ultra-Flex™ Cable, 12.5 ft (3.8 m), 1 pc	K1782-13	•							
PTA-17F Ready-Pak®, 150 amp air-cooled TIG Torch w/Flex Head & Ultra-Flex™ Cable, 12.5 ft (3.8 m), 1 pc, and Twist-Mate™ adapter. Includes #7 nozzle, 1/16 in. (1.6 mm) and 3/32 (2.4 mm) collets & bodies, and E3™ tungsten	K1782-14	•	•	•	•	•	•	•	•
PTA-17F Pro-Torch™ TIG Torch, 150 amp air-cooled w/Flex Head and Ultra-Flex™ Cable, 12.5 ft (3.8 m), 1 pc	K1782-15	•	•	•	•	•	•	•	•
PTA-26 Pro-Torch™ TIG Torch, 12.5 ft (3.8 m), 1 pc	K1783-1			•	•	•	•	•	•
PTA-26 200 Amp Air-Cooled TIG torch w/1 pc 25 ft (7.6 m) cable	K1783-3			•	•	•	•	•	•
PTA-26 200 Amp Air-Cooled TIG torch w/2 pc 25 ft (7.6 m) cable	K1783-4				•	•		•	•
PTW-18 350 Amp Water-Cooled TIG torch with 12.5 ft (3.8 m) cable assembly	K1784-1				•	•		•	•
PTW-18 350 Amp Water-Cooled TIG torch w/3 pc. 25 ft (7.6 m) cable	K1784-2				•	•		•	•
PTW-20 Pro-Torch™ TIG Torch, 12.5 ft (3.8 m), 3 pc braided	K1784-3		•	•	•	•	•	•	•
PTW-20 Pro-Torch™ TIG Torch, 25 ft (7.6 m), 3 pc braided	K1784-4		•	•	•	•	•	•	•
20H-320-25R 320 Amp Water-Cooled TIG Torch, 3 pc. 25 ft. (7.6 m) covered cable	K4168-2				•	•	•	•	•
Parts Kit For PTA-9 Series Torches	KP507	•	•	•	•	•	•	•	•
Parts Kit For PTA-17 Series Torches	KP508	•	•	•	•	•	•	•	•
Parts Kit For PTW-18 and PTA-26 Series Torches	KP509		•	•	•	•	•	•	•
Parts Kit for 20-250-25R, 20H-320-25R, and PTW-20 TIG Torches	KP510		•	•	•	•	•	•	•
TIG-Mate™ 17 TIG Torch Starter Kit (air-cooled)	K2266-1		•	•	•				
TIG-Mate™ 20 TIG Torch Starter Kit (water-cooled)	K2267-1		•	•	•				
Harris® Ar/CO ₂ Flowmeter/Regulator with 10 ft (3.0 m) Gas Hose Kit	3100211		•	•	•	•	•	•	•
Zippered Torch Cable Cover, 10 ft (3.0 m)	K918-1	•	•	•	•	•	•	•	•
Zippered Torch Cable Cover, 22 ft (6.7 m)	K918-2	•	•	•	•	•	•	•	•
Zippered Torch Cable Cover, Heavy Duty, 22 ft (6.7 m)	K918-4	•	•	•	•	•	•	•	•
Small Twist Mate™ TIG Torch Adapter (w/separate gas)	K960-2	•							
Twist Mate™ Torch Adapter, PTA-9 and -17	K1622-1		•	•	•		•		•
Twist Mate™ Torch Adapter, PTA-26	K1622-3		•	•	•		•		•
Twist Mate™ Torch Adapter, Water-Cooled (for use with Cool Arc® 40)	K1622-4		•	•	•				
Twist Mate™ Torch Adapter, Water-Cooled (for use with Cool Arc® 40 and Cool Arc® 22)	K1622-5						•		•

• Optional

Accessories

Product Name	Product No.																
		Base Model	Invertec® V155-5	Base Model	Invertec® V160-T	Base Model	Square Wave™ TIG 200	Base Model	Precision TIG™ 225	Base Model	Precision TIG™ 275	Base Model	Aspect™ 230	Base Model	Precision TIG™ 375	Base Model	Aspect™ 375
TIG, CON'T.																	
Cool Arc® 22 Water Cooler	K3475-1											•					
Cool Arc® 40 Water Cooler 115/1/50/60	K1813-1		•	•	•												
Cool Arc® 40 Water Cooler for 230V	K2187-1		•	•	•												
Cool Arc® 47 Water Cooling System	K3950-1																•
Under-Cooler Cart Water Cooler	K1828-1							•	•				•	•			
Water Hose Kit, 25 ft (7.6 m) (5/8 LH CGA to 5/8 LH CGA)	K1859-2		•	•	•	•	•	•	•				•	•	•		
Magnum® Pro-Torch™ TIG Torches	See 12.150				•												
Cut Length Consumables	See C1.10	•	•	•	•	•	•	•	•	•	•	•	•	•	•	•	•
2-YEAR EXTENDED WARRANTY AVAILABLE	—	•	•	•	•	•	•	•	•	•	•	•	•	•	•	•	•



MIG: WIRE FEEDER/WELDERS

MODEL	OUTPUT				PROCESS					INPUT		FEATURES							
	Current Range (Amps)	Wire Feed Speed Range ipm (m/mm)	Solid Wire Size Range in (mm)	Cored Wire Size Range in (mm)	MIG	MIG Pulsed	Flux-Cored	Stick	Touch Start TIG*	Phase	Hertz	Portable	Consumable Storage	Meters/Digital Display	Synergic Control	Spool Gun Capable	Push-Pull Model	Diamond Core Technology*	Chopper Technology*
120 VOLT INPUT																			
POWER MIG* 140MP	30-140	40-500 (1.3-12.7)	0.025-0.035 (0.6-0.9)	0.030-0.035 (0.8-0.9)	●	●	●	●		1	60	■				■			
120/230 VOLT INPUT																			
POWER MIG* 180 Dual	120V: 30-140 230V: 30-180	50-500 (1.3-12.7)	0.023-0.035 (0.6-0.9)	0.030-0.045 (0.8-1.1)	●	●				1	60	■						■	
POWER MIG* 210 MP*	120V: 20-140 230V: 20-220	50-500 (1.3-12.7)	0.023-0.035 (0.6-0.9)	0.030-0.045 (0.8-1.1)	●	●	●	●		1	60	■	■	■					
208-230 VOLT INPUT																			
POWER MIG* 180C	30-180	50-500 (1.3-12.7)	0.025-0.035 (0.6-0.9)	0.030-0.045 (0.8-1.1)	●	●				1	60	■						■	
POWER MIG* 256	30-300	50-700 (1.3-17.7)	0.023-0.045 (0.6-1.1)	0.030-0.045 (0.8-1.1)	●	●				1	60		■	■				■	
POWER MIG* 260	30-300	50-700 (1.3-17.7)	0.025-0.045 (0.6-1.1)	0.035-0.045 (0.9-1.1)	●	●				1	60		■	■	■	■	■	■	■
POWER MIG* 360 MP*	5-360	50-700 (1.3-17.7)	0.023-0.045 (0.6-1.1)	0.030-0.045 (0.8-1.1)	●	●	●	●	●	1	50/60		■	■	■	■	■	■	■

KEY: ● Excellent ● Good ● Optional

POWER MIG® 140 MP®**MIG Welding Made Simple**

- Multi-process unit capable of MIG, DC TIG, and Stick welding
- Conveniently plugs into household 120V power
- Lightweight and portable at just 34.5 lbs

**Processes**

- MIG
- Stick
- DC TIG
- Flux-Cored

Output**Input****Literature**

E7.30

Product Name	Product Number	Input Power Voltage/Phase/Hertz	Rated Output: Current/Voltage/Duty Cycle	Input Current @ Rated Output	Output Range	Wire Feed Speed ipm (m/min)	H x W x D in (mm)	Net Wt. lb (kg)
POWER MIG® 140 MP®	K4498-1	120/1/60	95A/18.75V/60% MIG 115A/14.6V/60% TIG 80A/23.2V/60% Stick	20A	30-140A MIG 10-120A DC TIG 25-90A Stick	40-500 [1.3-17.7]	13.6 x 8.9 x 18.1 [345 x 224 x 460]	34.5 [15.6]
TIG One-Pak®	K4499-1							

WARNING: Cancer and Reproductive Harm -www.P65Warnings.ca.gov

POWER MIG® 180C**The Professional's Choice.™**

- 230-volt input power to tackle jobs big and small
- Consistent wire feeding through dual gear-driven drive rolls
- Encapsulated PC boards for optimal circuit protection

**Processes**

- MIG
- Flux-Cored

Output**Input****Literature**

E7.24

Product Name	Product Number	Input Power Voltage/Phase/Hertz	Rated Output: Current/Voltage/Duty Cycle	Input Current @ Rated Output	Output Range	Wire Feed Speed ipm (m/min)	H x W x D in (mm)	Net Wt. lb (kg)
POWER MIG® 180C	K2473-2	208/230/1/60	130A/17V/30% 130A/20V/30%	20A	30-180A	50-500 [1.3-12.7] Max. OCV: 34	14 x 10.15 x 18.6 [357 x 258 x 472]	66 [30]

WARNING: Cancer and Reproductive Harm -www.P65Warnings.ca.gov

POWER MIG® 180 Dual

The Best of Both Worlds

- Choose 120-volt or 230-volt input power for light materials or thicker metals
- Consistent wire feeding through dual gear-driven drive rolls
- Encapsulated PC boards for optimal circuit protection
- Spool gun ready



Processes

- MIG
- Flux-Cored

Output

CV DC

Input

1 PHASE 60 Hz

Literature
E7.28

Product Name	Product Number	Input Power Voltage/Phase/Hertz	Rated Output: Current/Voltage/Duty Cycle	Input Current @ Rated Output	Output Range	Wire Feed Speed ipm (m/min)	H x W x D in (mm)	Net Wt. lb (kg)
POWER MIG® 180 Dual	K3018-2	120/1/60	120V: 90A/19.5V/20%	20A	30-140A	50-500 (1.3-12.7)	14 x 10.15 x 18.6 (357 x 258 x 472)	68 (31)
		208/230/1/60	208V: 130A/17.6V/30% 230V: 130A/20V/30%		30-180A			

WARNING: Cancer and Reproductive Harm -www.P65Warnings.ca.gov

POWER MIG® 210 MP®

Versatile, Rugged & Simple To Use

- Lightweight and portable – just 40 lbs. (18 kg)
- Ready, Set, Weld® – intuitive push-and-turn digital controls make setup a breeze
- 210 Amps – the power to tackle any job



Processes

- MIG
- Flux-Cored
- DC Stick
- DC TIG

Output

CC CV DC

Input

1 PHASE 60 Hz

Literature
E7.50

Product Name	Product Number	Input Power Voltage/Phase/Hertz	Rated Output: Current/Voltage/Duty Cycle	Input Current @ Rated Output	Output Range	Wire Feed Speed ipm (m/min)	H x W x D in (mm)	Net Wt. lb (kg)
POWER MIG® 210 MP®	K3963-1	120/1/60 230/1/60	120V: 100A/19.0V/40% 230V: 200A/24V/25%	120V: 15A 230V: 14.7A	120V: 20-140A DC Max. OCV: 56V	50-500 (1.3-12.7)	14 x 10.75 x 19 (356 x 273 x 483)	40 (18)
Aluminum One-Pak®	K4195-1				230V: 20-220A DC Max. OCV: 56V			
TIG One-Pak®	K4195-2							

WARNING: Cancer and Reproductive Harm -www.P65Warnings.ca.gov

POWER MIG® 256

POWER MIG® with Precision Control

- Ideal for light industrial and maintenance work
- Weld up to 3/4 in. (19.1 mm) mild steel with self-shield flux-cored wire
- Digital meters help dial in exact settings and timer functions deliver additional weld control
- Spool gun ready for our premium Magnum® PRO 250LX



Processes

- MIG
- Flux-Cored

Output

CV **DC**

Input

1 **60**
PHASE Hz

Literature
E7.55

Product Name	Product Number	Input Power Voltage/Phase/Hertz	Rated Output: Current/Voltage/Duty Cycle	Input Current @ Rated Output	Output Range	Wire Feed Speed ipm (m/min)	H x W x D in (mm)	Net Wt. lb (kg)
POWER MIG® 256	K3068-1	208/230/1/60	250A/26V/40%	56/52A ¹⁾	30-300A	50-700 (1.3-17.7)	31.8 x 18.9 x 38.8 (808 x 480 x 985)	220 (100)
	K3068-2 ²⁾	230/460/575/1/60		50/24/19A				
One-Pak® w/Spool Gun	K3069-1	208/230/1/60		56/52A ¹⁾				

¹⁾Input current is at the rated output with the 115V auxiliary receptacle also drawing 15 amps. ²⁾Does not include input cable.

WARNING: Cancer and Reproductive Harm -www.P65Warnings.ca.gov

POWER MIG® 260

Fabrication Simplified

- Ready. Set. Weld® Quick Set Up
- ArcFX™ Technology
- Universal Input Voltage
- Memory Capability
- Auto Calibration for Push-Pull Aluminum Performance



Processes

- MIG
- Flux-Cored

Output

CV **DC**

Input

1 **60**
PHASE Hz

Literature
E7.56

Product Name	Product Number	Input Power Voltage/Phase/Hertz	Rated Output: Current/Voltage/Duty Cycle	Input Current @ Rated Output	Output Range	Wire Feed Speed ipm (m/min)	H x W x D in (mm)	Net Wt. lb (kg)
POWER MIG® 260	K3520-1	208/230/460/575/1/60	250A/26.5V/40%	59/55/27/21	30-300A	50-700 (1.3-17.7)	37.3 x 18 x 40.4 (947 x 457 x 1026)	247 (112)

WARNING: Cancer and Reproductive Harm -www.P65Warnings.ca.gov

POWER MIG® 360 MP®**The Multi-Process Workhorse**

- 7-Inch Color Display - Enhances communication with the operator
- Multi-Process Capable - Welds MIG, flux-cored, stick, TIG, pulsed MIG, and advanced processes like Pulse-On-Pulse® and Power Mode®.
- Aluminum Pulse Process - Welds 4XXX and 5XXX series aluminum for superior quality welding.
- Pulse-on-Pulse® - Delivers a stacked dime appearance when welding aluminum.
- Power Mode® - Maintains a stable, smooth arc for short arc welding on steel.
- Synergic Control - Set weld procedures with one control

**Processes**

- Stick
- TIG
- MIG
- Pulsed
- Flux-Cored

Output**Input****Literature**

E7.60

Product Name	Product Number	Input Power Voltage/Phase/Hertz	Rated Output: Current/Voltage/Duty Cycle	Input Current @ Rated Output	Output Range	Wire Feed Speed ipm (m/min)	H x W x D in (mm)	Net Wt. lb (kg)
POWER MIG® 360 MP®	K4467-1	208/230/460/575/7/50/60	320A/30V/60%	55/50/25/20A	5-360A 50-700 ipm WFS (1.3-17.7 m/min) Max. OCV: 70V	50-700 (1.3-17.7)	37.3 x 18 x 40.4 (947.42 x 457.2 x 1026.16)	265 (120.2)
Aluminum One-Pak® for Trailer Mfg./ General Fab.	K4662-1							
Aluminum One-Pak® for Auto Body Repair	K4663-1							
Education One-Pak®	K4778-1							
Aluminum Front Trigger One-Pak® for Trailer Mfg./ General Fab	K4784-1							
Aluminum Front Trigger One-Pak® for Auto Repair	K4785-1							

¹⁾40% on 208V input. Ratings based on 60 Hz operation.



WARNING: Cancer and Reproductive Harm -www.P65Warnings.ca.gov



What's Included

Base Model/Unit Includes » Some base models include a set of specific standard accessories

One-Pak® Packages » Assembly required

Ready-Pak® Packages » Fully assembled

POWER MIG® 140 MP*

Base Model (K4498-1)

- Magnum® PRO 100L gun and 10 ft. (3.0 m) cable assembly with brass connection and 8-pin trigger connector
- 0.025 in. (0.6 mm) tapered contact tips (Qty. 3)
- 0.035 in. (0.9 mm) tapered contact tips (Qty. 3)
- Gasless nozzle for Innershield® welding
- Gas nozzle for MIG welding
- Spindle adapter for 8 in. (203 mm) diameter spools
- 0.025-0.035 in. (0.6-0.9 mm) wire diameter dual track drive roll for MIG and flux-cored welding
- Harris® Gas Regulator and 52 in. (1.3 m) hose for use with Ar/CO₂ blend gases. For use with CO₂ shielding gas, order a Lincoln Electric CO₂ shielding gas bottle adapter.
- Sample spool of 0.025 in. (0.6 mm) diameter SuperArc® L-56® premium MIG wire
- Sample spool of 0.035 in. (0.9 mm) diameter Innershield® NR®-211-MP flux-cored wire
- Work clamp and 10 ft. (3.0 m) cable
- Instruction manual
- Quick Start guide
- Electrode holder with 10 ft. (3.0 m) cable for stick welding

TIG One-Pak® (K4499-1)

- Everything listed above for base model
- PTA-9 TIG Torch, 12.5 ft. (3.8 m), 1 pc
- Foot Pedal

POWER MIG® 180C

Base Model (K2473-2)

- Magnum® PRO 100L Gun, 10 ft. (3.0m)
- Gun Cable Liner (pre-installed in gun)
- Gas and Gasless Nozzles
- 0.025 in. (0.6mm) Contact Tips (Qty. 3)
- 0.035 in. (0.9mm) Contact Tips (Qty. 3)
- 0.025-0.030 in. (0.6-0.8 mm) MIG Drive roll
- 0.035 in. (0.9mm) MIG Drive Roll
- 0.030-0.045 in. (0.8-1.2mm) Knurled Drive Roll
- 0.025-0.035 in. (0.6-0.9 mm) Wire Guide
- 0.045 in. (1.2 mm) Wire Guide
- Work Clamp and Cable, 10 ft. (3.0 m)
- Deluxe Adjustable Gas Regulator and Hose Kit
- Spindle Adapter, 8 in. (203 mm) Dia. Spools
- 2 lb. (0.90 kg) Spool of SuperArc® L-56® Mild Steel MIG Wire
- 1 lb. (0.45 kg) Spool of Innershield® NR®-211-MP
- Learn-To-Use DVD

POWER MIG® 180 Dual

Base Model (K3018-2)

- Magnum® PRO 100L Gun, 10 ft. (3.0m)
- Gun Cable Liner (pre-installed in gun)
- Gas and Gasless Nozzles
- 0.025 in. (0.6mm) Contact Tips (Qty. 3)
- 0.035 in. (0.9mm) Contact Tips (Qty. 3)
- 0.025-0.030 in. (0.6-0.8 mm) MIG Drive roll
- 0.035 in. (0.9mm) MIG Drive Roll
- 0.030-0.045 in. (0.8-1.2mm) Knurled Drive Roll
- 0.025-0.035 in. (0.6-0.9 mm) Wire Guide
- 0.045 in. (1.2 mm) Wire Guide
- 120V and 230V Input Cables
- Work Clamp and Cable, 10 ft. (3.0 m)
- Deluxe Adjustable Gas Regulator and Hose Kit
- Spindle Adapter, 8 in. (203 mm) Dia. Spools
- 2 lb. (0.90 kg) Spool of SuperArc® L-56® Mild Steel MIG Wire
- 1 lb. (0.45 kg) Spool of Innershield® NR®-211-MP
- Learn-To-Use DVD

POWER MIG® 210 MP*

Base Model (K3963-1)

- Magnum® PRO 175L Gun, 10 ft. (3.0m)
- Gun Cable Liner (pre-installed in gun)
- Gas and Gasless Nozzles
- 0.025 in. (0.6mm) Contact Tips (Qty. 3)
- 0.035 in. (0.9mm) Contact Tips (Qty. 3)
- 0.025-0.030 in. (0.6-0.8 mm) MIG Drive roll
- 0.035 in. (0.9mm) MIG Drive Roll
- 0.030-0.045 in. (0.8-1.2mm) Knurled Drive Roll
- 0.025-0.035 in. (0.6-0.9 mm) Wire Guide
- 0.045 in. (1.2 mm) Wire Guide
- 120V and 230V Input Cables
- Work Clamp and Cable, 10 ft. (3.0 m)
- Electrode Holder and Lead Assembly
- Deluxe Adjustable Gas Regulator and Hose Kit
- Spindle Adapter, 8 in. (203 mm) Dia. Spools
- 0.5 lb. (0.23 kg) Spool of SuperArc® L-56® Mild Steel MIG Wire
- 0.5 lb. (0.23 kg) Spool of Innershield® NR®-211-MP Flux-Cored Wire



Shown:
POWER MIG® 140 MP*
TIG One-Pak®



Shown:
POWER MIG® 210 MP*
Base Model with
Standard Accessories

 **WARNING:** Cancer and Reproductive Harm -www.P65Warnings.ca.gov

What's Included

Base Model/Unit Includes » Some base models include a set of specific standard accessories

One-Pak® Packages » Assembly required

Ready-Pak® Packages » Fully assembled

POWER MIG® 210 MP®, con't.

Aluminum One-Pak® Package (K4195-1)

- Everything listed above for Base Model
- Replacement Screen Shield
- Magnum® PRO 100SG Spool Gun

TIG One-Pak® Package (K4195-2)

- Everything listed above for Base Model
- Replacement Screen Shield
- PTA-17V Ultra-Flex™ TIG Torch, 12 ft. (3.8 m)
- Twist-Mate™ TIG Torch Adapter
- Foot Amptrol™
- Foot Amptrol™ Adapter

POWER MIG® 256

Base Model (K3068-1)

- Magnum® PRO 250L Gun, 15 ft. (4.5 m)
- Gun Cable Liner (pre-installed in gun)
- Drive Rolls and Guide for Steel
- Work Clamp and Cable, 10 ft. (3.0 m)
- Deluxe Adjustable Gas Regulator and Hose Kit

Base Model (K3068-2)

- Everything listed with base model K3068-1
- 230/460/575V capability

One-Pak® Package (K3069-1)

- Everything listed with base model K3068-1
- Magnum® PRO 250LX Spool Gun
- Dual Cylinder Mounting Kit
- Extra Gas Regulator

POWER MIG® 260

Base Model (K3520-1)

- Magnum® PRO 250L Gun, 15 ft. (4.5 m)
- Deluxe Adjustable Gas Regulator and Hose Kit
- Drive Roll Kit Combination 0.035 in./0.045 in. (0.9 mm/1.1 mm) Sold Wire
- Work Clamp and Cable, 10 ft. (3.0m)
- 230V Input Power Cable

POWER MIG® 360 MP®

Base Model (K4467-1)

- Magnum® PRO Curve™ 300 Gun 15 ft. (4.5 m)
- 0.035/0.045 in. (0.9/1.2 mm) Drive Rolls and Guide for Steel
- Gas Regulator and Hose
- Work Clamp and Cable
- 230V Input Cord and Plug
- 115V AC Auxiliary Power Receptacle
- Storage Compartment

Aluminum Rear Trigger One-Pak® for Trailer Mfg/Gen Fabrication (K4662-1)

- Everything listed above for base model
- Magnum® PRO AL FC 225 Air 12-Pin Rear Trigger 25 ft. (7.6 m)
- Aluminum Drive roll kit, 2-roll, 3/64 in. (1.2 mm)
- SuperGlaze® 5356 3/64 in. (1.2 mm), 16 lb (7.3 kg) spool

Aluminum Rear Trigger One-Pak® for Auto Repair (K4663-1)

- Everything listed above for base model
- Magnum® PRO AL FC 225 Air 12-Pin Rear Trigger 25 ft. (7.6 m)
- Aluminum Drive roll kit, 2-roll, 3/64 in. (1.2 mm)
- SuperGlaze® 5554 3/64 in. (1.2 mm), 16 lb (7.3 kg) spool

Aluminum Front Trigger One-Pak® For Trailer Mfg/Gen Fabrication (K4784-1)

- Everything listed above for base model
- Magnum® PRO AL FC 225 Air 12-Pin Front Trigger 25 ft. (7.6 m)
- Aluminum Drive roll kit, 2-roll, 3/64 in. (1.2 mm)
- SuperGlaze® 5356 3/64 in. (1.2 mm) 16 lb (7.3 kg) spool

Aluminum Front Trigger One-Pak® For Auto Repair (K4785-1)

- Everything listed above for base model
- Magnum® PRO AL FC 225 Air 12-Pin Front Trigger 25 ft. (7.6 m)
- Aluminum Drive roll kit, 2-roll, 3/64 in. (1.2 mm)
- SuperGlaze® 5554 3/64 in. (1.2 mm) 16 lb (7.3 kg) spool

Education One-Pak® (K4778-1)

- Everything listed above for base model
- Drive Roll and Guide Tube Kit .035/.045 solid wire
- PTA-17F TIG Torch Ready-Pak 12.5 ft (3.8 m)
- Stick Electrode Holder and Cable (Includes Twist Mate™ Connector)
- Foot Amptrol-25 ft (7.6 m) 6 pin
- Dual Cylinder Cart
- Weld Cable Package
- Gas Regulator
- TIG Torch Twist Mate™ to Stud Adapter Cable
- Parts Kit for PTA-17 TIG Torch



Shown:
POWER MIG® 256
One-Pak® Package



Shown:
POWER MIG® 260
Base Model with
Standard Accessories



Shown:
POWER MIG® 360 MP®
Education One-Pak® Package



Shown: Power MIG® 360 MP®
Aluminum One-Pak®



WARNING: Cancer and Reproductive Harm - www.P65Warnings.ca.gov

Accessories

Product Name	Product No.	POWER MIG® 140 MP*	POWER MIG® 180C	POWER MIG® 180 Dual	POWER MIG® 210 MP*	POWER MIG® 256	POWER MIG® 260	POWER MIG® 360 MP*	
		Base Model	Base Model	Base Model	Base Model	Base Model	Base Model	Base Model	
		K4498-1	K2473-2	K3018-2	K3963-1	K3068-1	K3068-2	K3520-1	K4467-1
GENERAL									
Welding Cart (80 cu. ft. bottle capacity)	K2275-1	•	•	•	•				
Utility Cart (150 cu. ft. bottle capacity)	K520	•	•	•	•				
Canvas Cover	K2377-1	•	•	•	•				
Canvas Cover	K2378-1					•	•		
Canvas Cover	K3675-1							•	•
Spot Timer Kit	K2525-1	•	•	•					
Accessory Bag	K3071-1	•	•	•	•				
Connector Kit – POWER MIG*	K466-6					•	•		
8 in. (203.2 mm) O.D. Spool Adapter	K468					•	•		
Dual Cylinder Mounting Kit	K1702-1					•	•		
Drive Roll, 0.025-0.030 in. (0.6-0.8 mm) Smooth	KP2529-1	•	•	•	•				
Drive Roll, 0.035 in. (0.9 mm) Smooth	KP2529-2	•	•	•	•				
Drive Roll, 0.030-0.045 in. (0.8-1.1 mm) Knurled	KP2529-3	•	•	•	•				
Inner Wire Guide, 0.025-0.035 in. (0.6-0.9 mm) Steel	KP2531-1	•	•	•	•				
Inner Wire Guide, 0.045 in. (1.1 mm) Steel	KP2531-2	•	•	•	•				
Drive Roll Kit, 0.023-0.030 in. (0.6-0.8 mm) Solid Wire	KP1696-030S					•	•		•
Drive Roll Kit, 0.035 in. (0.9 mm) Solid Wire	KP1696-035S					•	•		•
Drive Roll Kit, 0.035 and 0.045 in. (0.9 and 1.1 mm) Solid Wire	KP1696-1					•	•		•
Drive Roll Kit, 0.040 in. (1.0 mm) Solid Wire	KP1696-2					•	•		•
Drive Roll Kit, 0.045 in. (1.1 mm) Solid Wire	KP1696-045S					•	•		•
Drive Roll Kit, 0.030-.035 in. (0.8-0.9 mm) Cored Wire	KP1697-035C					•	•	•	•
Drive Roll Kit, 0.040-0.045 in. (1.0-1.1 mm) Cored Wire	KP1697-045C					•	•	•	•
Drive Roll Kit, 0.035 in. (0.9 mm) Aluminum Wire	KP1695-035A							•	•
Drive Roll Kit, 3/64 in. (1.2 mm) Aluminum Wire	KP1695-3/64A					•	•	•	•
Weld Fume Control System	—	•	•	•	•	•	•	•	•
STICK									
Accessory Kit, 150 Amp	K875								•
TIG									
Pro-Torch™ TIG Torches	See Gun Sec.				•				•
Parts Kit For PTA-17 Series Torches	KP508				•				•
Parts Kit For PTW-18 and -26 Series Torches	KP509								•
Foot Amptrol™	K870				•				•
Hand Amptrol™ (Rotary Track Style)	K963-3				•				•
POWER MIG® 210 MP™ TIG Amptrol® Adaptor Kit	K4104-1				•				
Arc Start Switch	K814								•
Cut Length Consumables	See C1.10				•				•

• Optional

Accessories

Product Name	Product No.	POWER MIG™ 140 MP*	POWER MIG™ 180C	POWER MIG™ 180 Dual	POWER MIG™ 210 MP*	POWER MIG™ 256	POWER MIG™ 260	POWER MIG™ 360 MP*	
		Base Model	Base Model	Base Model	Base Model	Base Model	Base Model	Base Model	
		K4498-1	K2473-2	K3018-2	K3963-1	K3068-1	K3068-2	K3520-1	K4467-1
WIRE FEEDER / PUSH-PULL GUNS									
Magnum® PRO AL FC 225 Air-Cooled Push-Pull Guns									
Front Trigger, 12-Pin, 15 ft. (4.5 m)	K4797-1							•	•
Front Trigger, 12-pin, 25 ft. (7.6 m)	K4797-2							•	•
Front Trigger, 12-pin, 35 ft. (10.6 m)	K4797-3							•	•
Front Trigger, 12-pin, 50 ft. (15.2 m)	K4797-4							•	•
Rear Trigger, 12-pin, 15 ft. (4.5 m)	K4795-1								•
Rear Trigger, 12-pin, 25 ft. (7.6 m)	K4795-2								•
Rear Trigger, 12-pin, 35 ft. (10.6 m)	K4795-3								•
Rear Trigger, 12-pin, 50 ft. (15.2 m)	K4795-4								•
Magnum® PRO AL FC 450 Water-Cooled Push-Pull Guns									
Rear Trigger, 12-pin, 15 ft. (4.5 m)	K4796-1								
Rear Trigger, 12-pin, 25 ft. (7.6 m)	K4796-2								
Rear Trigger, 12-pin, 35 ft. (10.6 m)	K4796-3								
Rear Trigger, 12-pin, 50 ft. (15.2 m)	K4796-4								
12 pin to 7 pin adapter	K2910-2							•	•
Magnum® PRO Curve™ 300 Series									
10 ft. (3.0 m)	K2951-1							•	•
15 ft. (4.5 m)	K2951-2							•	•
20 ft. (6.1 m)	K2951-3							•	•
25 ft. (7.6 m)	K2951-4							•	•
Magnum® PRO AL Pistol Grip Push-Pull Guns, Air Model									
15 (4.6)	K3478-1							•	•
25 (7.6)	K3478-2							•	•
35 (10.7)	K3478-3							•	•
Cougar™ Air-Cooled Push-Pull Gun, 7-pin, 25 ft. (7.6 m)	K2704-2							•	•
Cougar™ Air-Cooled Push-Pull Gun, 7-pin, 50 ft. (15.2 m)	K2704-3							•	•
SPOOL GUN									
Magnum® PRO 100SG Spool Gun	K3269-1	•	•	•	•			•	
Magnum® SG Spool Gun, Air-Cooled, w/Remote, 25 ft. (7.6 m)	K487-25					•	•	•	
Magnum® SG Spool Gun Control Cable Adapter	K2445-1					•	•	•	
Magnum® PRO 250LX Spool Gun	K3570-2					•	•	•	•
Control Cable Extension, 25 ft. (7.6 m)	K2519-1					•	•	•	•
Spool Gun Holder	K1738-1							•	•
2-YEAR EXTENDED WARRANTY AVAILABLE	—	•	•	•	•	•	•	•	•

For more information on our Extended Warranty program, visit www.lincolnelectric.com/warranty

• Optional



MIG & FCAW: INDUSTRIAL WELDERS

MODEL	OUTPUT			PROCESS				INPUT		FEATURES		
	Mode	Polarity	Current Range (Amps)	MIG	Flux-Cored	Submerged Arc	Arc Gouging	Phase	Hertz	Digital Display	Stackable	7-yr. Warranty (on Power Rectifier)
300 AMPS												
Idealarc® CV305	CV	DC	50-400	●	●			3	60	•	•	•
400 AMPS												
Idealarc CV400	CV	DC	60-500	●	●		◐	3	60		•	•

KEY: ● Excellent ◐ Good ○ Optional

Idealarc® CV305

Dependable High Output Wire Welding

- Digital Ammeter/Voltmeter – view voltage presets and current during welding
- Easy access Twist Mate™ connections on the front of the machine
- Two output connectors allow you to connect to high or low inductance for optimal arc control



Processes

- MIG
- Flux-Cored

Output

CV **DC**

Input

3 PHASE **60 Hz**

Literature
E4.22

Product Name	Product Number	Input Power Voltage/Phase/Hertz	Rated Output Current/Voltage/Duty Cycle	Input Current @ Rated Output	Output Range	H x W x D in (mm)	Net Wt. lb (kg)
Idealarc® CV305 Base Models	K2400-1	208/230/460/3/60	315A/32.6V/100%	52/48/24A	50-400A 7-34V	24.6 x 19.5 x 27.0 (625 x 495 x 686)	300 (136)
	K2400-2	230/460/575/3/60		48/24/19A			
Ready-Pak® Pkg w/LF-72 Wire Feeder	K2395-2	208/230/460/3/60		52/48/24A		47.7 x 25.5 x 33.0 (1212 x 648 x 838)	423 (192)

50 Hertz models available.

WARNING: Cancer and Reproductive Harm -www.P65Warnings.ca.gov

Idealarc® CV400

Dependable High Output Wire Welding

- Connect wire feeders via either 14-pin MS-type or terminal strip
- 115V and 42V wire feeder auxiliary power with circuit breaker protection



Processes

- MIG
- Flux-Cored

Output

CV **DC**

Input

3 PHASE **60 Hz**

Literature
E4.30

Product Name	Product Number	Input Power Voltage/Phase/Hertz	Rated Output Current/Voltage/Duty Cycle	Input Current @ Rated Output	Output Range	H x W x D in (mm)	Net Wt. lb (kg)
Idealarc® CV400 Base Models	K1346-22 ⁽¹⁾	230/460/575/3/60	400A/36V/100% 450A/38V/60%	77/39/31A 80/40/32A	60-500A 12-42V	27.5 x 22.2 x 32 (699 x 564 x 813)	383 (174)
	K1346-13	230/460/3/60		77/39A 80/40A			
Ready-Pak® Pkg w/LF-72 Wire Feeder	K2439-2					42.8 x 22.2 x 32 (1087 x 564 x 813)	475 (215)
Ready-Pak® Pkg w/LF-74 Wire Feeder	K2496-2						

⁽¹⁾Made to order. 50 Hertz models available.

WARNING: Cancer and Reproductive Harm -www.P65Warnings.ca.gov

What's Included

Base Model/Unit Includes » Some base models include a set of specific standard accessories

One-Pak® Packages » Assembly required

Ready-Pak® Packages » Fully assembled

Idealarc® CV305

Ready-Pak® Package (K2395-2)

- CV305 Power Source (K2400-1)
- LF-72 Bench Model, Standard Duty Wire Feeder
- Standard Wire Reel Stand
- Work & Wire Feeder Weld Cable Package, includes 15 ft (4.5 m) Work Cable, 10 ft (3.0 m) Electrode Cable and Work Clamp
- Harris® Gas Regulator/Flowmeter & 10 ft. (3.0 m) Hose Kit (3100211)
- Magnum® PRO 350 Gun & Cable Assembly, 15 ft. (4.5 m) with 0.035-0.045 in. (0.9-1.1 mm) liner
- Control Cable, 10 ft. (3.0 m)
- 0.035-0.045 in. (0.9-1.1 mm) Drive Roll and Guide Tube Kit for Solid Wire

Idealarc® CV400

CV400/LF-72 Ready-Pak® Package (K2439-2)

- CV400 Power Source (K1346-13)
- LF-72 Bench Model, Heavy Duty Wire Feeder
- Heavy Duty Wire Reel Stand
- Weld Power Cable, 10 ft. (3.0 m), Qty. 2
- Work Clamp
- Harris® Gas Regulator/Flowmeter & 10 ft. (3.0 m) Hose Kit (3100211)
- Magnum® PRO 350 Gun & Cable Assembly, 15 ft. (4.5 m) with 0.035-0.045 in. (0.9-1.1 mm) liner
- Control Cable, 10 ft. (3.0 m)
- 0.035-0.045 in. (0.9-1.1 mm) Drive Roll and Guide Tube Kit for Solid Wire

CV400/LF-74 Ready-Pak® Package (K2496-2)

- CV400 Power Source (K1346-13)
- LF-74 Bench Model, Heavy Duty Wire Feeder
- Heavy Duty Wire Reel Stand
- Weld Power Cable, 10 ft. (3.0 m), Qty. 2
- Work Clamp
- Harris® Gas Regulator/Flowmeter & 10 ft. (3.0 m) Hose Kit (3100211)
- Magnum® PRO 350 Gun & Cable Assembly, 15 ft. (4.5 m) with 0.035-0.045 in. (0.9-1.1 mm) liner
- Control Cable, 10 ft. (3.0 m)
- 0.035-0.045 in. (0.9-1.1 mm) Drive Roll and Guide Tube Kit for Solid Wire



Shown:
Idealarc® CV400/LF72
Ready-Pak®

Accessories

Product Name	Product No.	Idealarc® CV305		Idealarc® CV400	
		Base Model	Base Model	Base Model	Base Model
		K2400-1	K2400-2	K1346-22	K1346-13
GENERAL					
Remote Output Control, 25 ft. (7.6 m)	K857	•	•	•	•
Remote Output Control, 100 ft. (30 m)	K857-1	•	•	•	•
Remote Control Cable Adapter (required for use of K857 and K857-1)	K864	•	•	•	•
Twist Mate™ Cable Plug for 1/0-2/0 (50-70 mm ²) cable	K852-70	•	•		
Twist Mate™ Cable Plug for 2/0-3/0 (70-95 mm ²) cable	K852-95	•	•		
Jumper Plug Kit	K484 ¹¹	•	•	•	•
Undercarriage – Hand moving	K874	•	•		
Undercarriage – Hand moving	K841			•	•
Arc Tracker™	K3019-1	•	•	•	•
Weld Fume Control System	See "Weld Fume Control" Section	•	•	•	•
WIRE FEEDER					
Recommended Wire Feeders: LF-72, LF-74, Flex Feed 74HT	—	•	•	•	•
Compatible Wire Feeders: LN-8, LN-9, LN-10, DH-10, LN-25 PRO Dual Power, Flex Feed 84, Activ8X™, LN-25X	See Wire Feeder Section	•	•	•	•
2-YEAR EXTENDED WARRANTY AVAILABLE					
		•	•	•	•

¹¹Made to order.For more information on our Extended Warranty program, visit www.lincolnelectric.com/warranty

• Optional



MULTI-PROCESS WELDERS

MODEL	OUTPUT		Current Range (Amps)	PROCESS							INPUT		FEATURES CrossLinc®
	Mode	Polarity		Stick	TIG	MIG	MIG Pulse	Flux-Cored	STT®	Submerged Arc	Arc Gouge	Phase	
INVERTER TECHNOLOGY													
PIPEFAB™	CC/CV	DC	5-400	●	●	●	●	●	●	●	3	50/60	
Flextec® 350X Construction	CC/CV	DC	5-425	●	●	●		●		●	3	50/60	•
Flextec® 350XP	CC/CV	DC	5-425	●	●	●		●		●	3	50/60	•
Flextec® 350X PowerConnect®	CC/CV	DC	5-425	●	●	●	●	●		●	1/3	50/60	•
Flextec® 500X	CC/CV	DC	5-500	●	●	●	●	●		●	3	50/60	•
Flextec® 650X	CC/CV	DC	10-815	●	●	●		●	●	●	3	50/60	•
PERFORMANCE MONITORING													
Arc Tracker®	CC/CV	DC	—	●	●	●	●	●	●	●	1	50/60	
RECTIFIER TECHNOLOGY													
Idealarc® DC400	CC/CV	DC	60-500	●	●	●		●		●	3	60	
Idealarc® DC600	CC/CV	DC	70-850	●	●	●		●		●	3	60	

KEY: ● Excellent ● Good ● Optional

Flextec® 350X Construction

A Rugged Multi-Process Power Source for Maximum Flexibility

- Simple operator panel minimizes setup time
- Reliable components designed to run cool for long life in high temperature environments
- Embedded CrossLinc® Technology enables remote procedure setting at the feeder without additional control cables to save time and improve weld quality



- Processes**
- Stick
 - DC TIG
 - MIG
 - Flux-Cored
 - Arc Gouging



Literature
E5.109

Product Name	Product Number	Input Power Voltage/Phase/Hertz	Rated Output: Current/Voltage/Duty Cycle	Input Current @ Rated Output	Output Range	H x W x D in (mm)	Net Wt. lb (kg)
Flextec® 350X Construction [Tweco®]	K4271-1	380/460/575/3/50/60	300A/32V/100% 350A/34V/60%	21/23/19	5-425A Max OCV 80V DC	17 x 13 x 23 (477 x 356 x 673)	82 [37]
Construction [Dinse®]	K3441-1						77 [35]
Construction/LN-25X One-Pak®	K4278-2						127 [58]

WARNING: Cancer and Reproductive Harm -www.P65Warnings.ca.gov

Flextec® 350XP

A Rugged Multi-Process Power Source for Maximum Flexibility

- Simple operator panel minimizes setup time
- Reliable components designed to run cool for long life in high temperature environments
- Flexible enough to work with across-the-arc, analog, and digital or CrossLinc® wire feeders
- Embedded CrossLinc® Technology
- Includes Basic pulsed MIG when using an Arlink® capable wire feeder.



- Processes**
- Stick
 - DC TIG
 - MIG
 - Pulsed MIG
 - Flux-Cored
 - Arc Gouging



Literature
E5.109

Product Name	Product Number	Input Power Voltage/Phase/Hertz	Rated Output: Current/Voltage/Duty Cycle	Input Current @ Rated Output	Output Range	H x W x D in (mm)	Net Wt. lb (kg)
Flextec® 350XP Base Model [Tweco®]	K4272-2	380/460/575/3/50/60	300A/32V/100% 350A/34V/60%	25/28/22 21/23/19	5-425A Max OCV: 80V DC	17 x 13 x 24 (432 x 330 x 609)	82 [37.1]
Base Model [Dinse®]	K3442-2						
w/LF-72 HD One-Pak®	K3438-2						
w/Power Feed® 84 Single Bench One-Pak®	K3438-3						
w/LF-72 HD One-Pak®	K4540-3						

WARNING: Cancer and Reproductive Harm -www.P65Warnings.ca.gov

Flextec® 350X PowerConnect®

A Rugged Multi-Process Power Source for Maximum Flexibility

- Simple operator panel minimizes setup time
- Reliable components designed to run cool for long life in high temperature environments
- Flexible enough to work with across-the-arc, analog, digital or CrossLinc® wire feeders
- Embedded CrossLinc® Technology
- Automatically connects to any input voltage 200-600V 1/3-phase, 50/60 Hz
- Basic pulsed MIG output modes with the addition of an ArLink® compatible wire feeder



- Processes**
- Stick
 - DC TIG
 - MIG
 - Pulsed MIG
 - Flux-Cored
 - Arc Gouging
 - STT*



Literature
E5.109

*available only with Activ8X® Pipe Feeder

Product Name	Product Number	Input Power Voltage/Phase/Hertz	Rated Output: Current/Voltage/Duty Cycle	Input Current @ Rated Output	Output Range	H x W x D in (mm)	Net Wt. lb (kg)
Flextec® 350X PowerConnect® Base Model (Tweco®)	K4273-1	200-208/220-230/380-415/460/575 3-Ph: 50/60 Hz	350A/34V/60%	45/40/23/19/15	5-425A Max OCV: 80V DC	17 x 13 x 24 (432 x 330 x 609)	84 (38.1)
Base Model (Dinse®)	K3443-1		300A/32V/100%	37/33/19/16/13			
w/LF-74 HD One-Pak®	K4274-1	380-415/460/575 1-Ph: 50/60 Hz	350A/34V/60%	39/32/26			201 (91)
w/Flex Feed® 84 HD One-Pak®	K4274-2	200-208/220-230 1-Ph: 50/60 Hz	300A/32V/100%	32/26/22			
w/Power Feed® 84 Single Bench One-Pak®	K4274-3		270A/31V/100%	62/56	5-350A Max OCV: 67V DC		176 (80)
w/LF-72 HD One-Pak®	K4274-4			54/48			

WARNING: Cancer and Reproductive Harm -www.P65Warnings.ca.gov

Idealarc® DC400

Multiple Processes, Rugged Design

- Arc force control adjusts for a soft arc or a forceful driving arc in the stick/TIG mode
- Arc control adjustment changes the pinch effect of the arc to control spatter, fluidity and bead shape in the MIG/Flux-cored mode
- Voltage line compensation helps maintain weld consistency



- Processes**
- Stick
 - DC TIG
 - MIG
 - Flux-Cored
 - Gouging



Literature
E5.20

Product Name	Product Number	Input Power Voltage/Phase/Hertz	Rated Output: Current/Voltage/Duty Cycle	Input Current @ Rated Output	Output Range	H x W x D in (mm)	Net Wt. lb (kg)
Idealarc® DC400 w/115V Duplex GFCI	K1308-25	230/460/575/3/60	400A/36V/100%	3-Ph: 78/39/31A	60-500A	27.5 x 22.3 x 33.1 (698 x 566 x 840)	473 (215)
w/Multi-Process Switch	K1308-12	230/460/3/60	450A/38V/60%		12-42V		
			500A/40V/50%	3-Ph: 78/39A			

WARNING: Cancer and Reproductive Harm -www.P65Warnings.ca.gov

PIPEFAB™

The Ideal Setup for Pipe & Vessel Fabrication

- Breakthrough Arc Performance
- Straightforward & Simple
- Industry-Driven Design
- Trusted Expertise & Support



- Processes**
- Stick
 - TIG
 - MIG
 - STT™ MIG
 - Pulsed MIG
 - Flux-Cored
 - HyperFill™
 - Low Fume Pulse™



Literature
E5.13

Product Name	Product Number	Input Power Voltage/Phase/Hertz	Rated Output: Current/Voltage/Duty Cycle	Input Current @ Rated Output	Output Range	H x W x D in (mm)	Net Wt. lb (kg)
PIPEFAB™ Power Source	K3731-1	200-208/220-230/ 380-415/460/575	STICK: 55-400A/36V/100% MIG: 40-400A/26V/100% FLUX-CORE: 40-400A/26V/100% TIG: 5-400A/26V/100%	53/46/26/24/19	5-400A	22.1 X 17.5 X 34.8 [561.3 X 444.5 X 883.9]	206.5 [93.7]
PIPEFAB™ Feeder	K3735-1	40V DC				14.5 in x 22 in x 30.2 [368.3 x 558.8 x 767]	80 [36.3]
Ready-Pak®	K3734-1	—				43.5 x 30.9 x 48.5 [1104.9 x 784.9 x 1231.9]	340 [154.2]

WARNING: Cancer and Reproductive Harm -www.P65Warnings.ca.gov

Flextec® 500X

It Doesn't Get Much Simpler Than Flextec®

- Streamlined operator panel minimizes set up time
- Components designed to run cool for long life in high temperature environments
- Compatible with a variety of wire feeders – analog, digital and across-the-arc
- Premium multi-process arc characteristics for wire stick and DC TIG processes
- Features CrossLinc® Technology to help improve jobsite safety, quality and productivity



- Processes**
- Stick
 - DC TIG
 - MIG
 - Pulsed MIG*
 - Flux-Cored
 - Arc Gouging



Literature
E5.97

*Pulsed MIG only available with compatible ArcLink wire feeder

Product Name	Product Number	Input Power Voltage/Phase/Hertz	Rated Output: Current/Voltage/Duty Cycle	Input Current @ Rated Output	Output Range	H x W x D in (mm)	Net Wt. lb (kg)
Flextec® 500X Base Model	K3607-1	380/460/575/3/50/60	500A/40V/60% 450A/38V/100%	39/31/31 33/27/27	5-500A	18.8 x 14 x 26.5 [477 x 356 x 673]	136 [62]
CE Model	K3607-2					53.375 x 34.375 x 42 [1346 x 864 x 1067]	143 [65]
w/LF-72 HD Ready-Pak®	K3608-1						
w/LF-74 HD Ready-Pak®	K3608-2						
w/Flex Feed® 84 HD Ready-Pak®	K3608-4						
w/Power Feed® 84 HD Ready-Pak®	K3608-3						
w/Activ8X™ One-Pak®	K3612-7						185 [84]
w/LF-72 HD One-Pak®	K3612-1						
w/LF-74 HD One-Pak®	K3612-2						
w/Flex Feed® 74HT HD One-Pak®	K3612-3						206 [93]
w/Flex Feed® 84 One-Pak®	K3612-4						
w/Power Feed® 84 HD One-Pak®	K3612-5						
w/Power Feed® 25M One-Pak®	K3612-8						201 [91]

WARNING: Cancer and Reproductive Harm -www.P65Warnings.ca.gov

Idealarc® DC600

Idealarc® with Submerged Arc Capacity

- Full range output voltage control provides easy operation and precise control
- Voltage Reduction Device™ (VRD™) reduces open circuit voltage for an additional level of safety
- Circuitry protected against moisture and corrosive environments



- Processes**
- Stick
 - DC TIG
 - MIG
 - Flux-Cored
 - Submerged Arc
 - Gouging



Literature
E5.40

Product Name	Product Number	Input Power Voltage/Phase/Hertz	Rated Output: Current/Voltage/Duty Cycle	Input Current @ Rated Output	Output Range	H x W x D in (mm)	Net Wt. lb (kg)
Idealarc® DC600 w/Multi-Process Switch	K1288-18	230/460/3/60	600A/44V/100% 680A/44V/60%	3-Ph: 108/54A	CV: 70-780A, 13-44V CC: 90-780 A, 24-42V	30.7 x 22.2 x 38 (781 x 565 x 965)	554 (251)
w/Meters	K1288-17						
	K1288-22	230/460/575/3/60		3-Ph: 108/54A/43.2A			
w/VRD*	K1288-28 ⁽¹⁾						

⁽¹⁾Made to order. **Note** » 50 Hertz models also available.

WARNING: Cancer and Reproductive Harm -www.P65Warnings.ca.gov

Flextec® 650X

Multi-Process Power for Heavy Duty Applications

- CrossLinc® Technology delivers full functionality without control cables for greater productivity, enhanced quality and improved job site safety
- Compatible with most Lincoln Electric feeders including portable across-the-arc, CrossLinc®, ArcLink® and analog bench or boom models
- Engineered for outdoor use and harsh environments (IP23 rated)
- Substantial gouging capability with up to a 1/2 in. (12.7 mm) carbon



- Processes**
- Stick
 - DC TIG
 - MIG
 - Flux-Cored
 - Arc Gouging



Literature
E5.97

Product Name	Product Number	Input Power Voltage/Phase/Hertz	Rated Output: Current/Voltage/Duty Cycle	Input Current @ Rated Output	Output Range	H x W x D in (mm)	Net Wt. lb (kg)
Flextec® 650X Base Model	K3425-1	380/460/575/3/50/60	750/44/60% ⁽¹⁾ 650/44/100% ⁽¹⁾	61/50/40A 57/47/38A	40-815A	21.8 x 16.1 x 29.3 (554 x 409 x 584)	165 (75)
CE Model	K3533-1						—
w/LF-74 HD One-Pak® Pkg.	K3513-1		GTAW: 750/34/60%		GTAW: 10-815A		
w/Flex Feed® 84 One-Pak® Pkg.	K3514-1		GTAW: 650/34/100%		SMAW: 15-815A		
w/LF-72 Ready-Pak® Pkg.	K3511-1						
w/LF-74 Ready-Pak® Pkg.	K3512-1						

⁽¹⁾Output is limited to 600A/100% and 700A/60% when used with the K3091.1 Multi-Process Switch

WARNING: Cancer and Reproductive Harm -www.P65Warnings.ca.gov

Arc Tracker®

Monitor Weld and Operator Performance

- Advanced digital controls sample the welding arc at extremely high speeds
- Simple plug-and-play design enables you to connect to any DC welding circuit, attach voltage leads and immediately monitor arc performance
- Easily calibrated for use in factory quality systems
- CheckPoint™ – A cloud-based system to view or analyze your welding data. Track equipment usage, store weld data, configure fault limits and more
- Weld Data Monitoring – Compatible with CheckPoint™, this tool provides the ability to view and analyze your welding data, track equipment usage, store weld data, configure fault limits and more.



- Processes**
- DC Arc Welding Circuits Only (10-1000A @ 100% Duty Cycle)
 - Any DC Polarity Welding Process
 - Any DC Welding Power Source



Literature
E5.99

Product Name	Product Number	Input Power Voltage/Phase/Hertz	Rated Output: Current/Voltage/Duty Cycle	Input Current @ Rated Output	Output Range	H x W x D in (mm)	Net Wt. lb (kg)
Arc Tracker®	K3019-1 (US/Int'l.)	120-230V/1/50/60	NEMA EW1: 1,000/44/100% DC IEC 60974-1: 1,000/44/100% DC	0.8A @ 120V AC	—	12 x 9 x 15 {305 x 220 x 645}	20 {9.0}

WARNING: Cancer and Reproductive Harm -www.P65Warnings.ca.gov

What's Included

Base Model/Unit Includes » Some base models include a set of specific standard accessories

One-Pak® Packages » Assembly required

Ready-Pak® Packages » Fully assembled

Flextec® 350X Construction

Flextec® 350X Construction/LN-25X One-Pak® Package [K4278-2]

- Flextec® 350X Construction Model [K4271-1]
- Input Power Cord, 8.5 ft (2.6 m)
- LN-25X [K4267-2]
- 2-Roll Drive Roll and Wire Guide Kit, 0.045 (1.1 mm) Cored
- Magnum® PRO Curve™ 300 Gun & Cable Ready-Pak, 15 ft (4.5 m)

Flextec® 350XP

Flextec® 350XP/LF-72 Heavy Duty One-Pak® Package [K3438-2]

- Flextec® 350XP [K4272-2]
- Input Power Cord, 8.5 ft (2.6 m)
- LF-72 Bench Model, Heavy Duty Wire Reel Stand [K2327-7]
- Magnum® PRO Curve™ 250 HDE Gun & Cable Ready-Pak, 15 ft (4.5 m)
- 2-Roll Drive Roll and Wire Guide Combination Kit, 0.035-0.045 (0.9-1.1 mm) Solid Wire
- Tweco® Connector Cable Package (includes 10 ft (3 m) Work Clamp & Cable and 10 ft (3 m) Electrode Cable)
- Harris® Gas Regulator/Flowmeter and 10 ft. (3.0 m) Hose Kit (3100211)

Flextec® 350XP/Power Feed® 84 Heavy Duty One-Pak® Package [K3438-3]

- Flextec® 350XP [K4272-2]
- Power Feed 84, Heavy Duty, USB [K3328-13]
- Input Power Cord, 8.5 ft (2.6 m) Flex Feed® 84 Single Bench Model, Heavy Duty Wire Reel Stand [K5000-2]
- 4-Roll Drive & Wire Guide Kit, 0.035-0.045 (0.9-1.1 mm) Solid Wire
- Magnum® PRO Curve™ 250 HDE Gun & Cable Ready-Pak®, 15 ft (4.5 m)
- Tweco® Connector Cable Package (includes 10 ft (3 m) Work Clamp & Cable and 10 ft (3 m) Electrode Cable)
- Harris® Gas Regulator/Flowmeter and 10 ft. (3.0 m) Hose Kit (3100211)

Flextec® 350XP/LF-72 Heavy Duty Ready-Pak® Package [K4540-2]

- Flextec® 350XP [K4272-2]
- Input Power Cord, 8.5 ft (2.6 m)
- LF-72 Wire Feeder (Heavy Duty, No Gun) [K2327-7]
- Locking Foot Kit [K4424-1] (Flextec® 350X)
- Magnum® PRO Curve™ 250 HDE Gun Package, 15 ft (4.5 m)
- Work/Power Lead Package [K1803-2]
- Harris® Gas Regulator/Flowmeter and 10 ft. (3.0 m) Hose Kit (3100211)
- Inverter and Wire Feeder Cart [K3059-4]

What's Included

Base Model/Unit Includes » Some base models include a set of specific standard accessories

One-Pak® Packages » Assembly required

Ready-Pak® Packages » Fully assembled

Flextec® 350X PowerConnect®

Flextec® 350X PowerConnect®/LF-72 HD One-Pak® Package (K4274-4)

- Flextec® 350X PowerConnect (K4273-1)
- Input Power Cord, 8.5 ft (2.6 m)
- LF-72 Bench Model, Heavy Duty Wire Reel Stand (K2327-7)
- Magnum® PRO Curve™ 300 Gun & Cable Ready-Pak, 15 ft (4.5 m)
- 2-Roll Drive Roll and Wire Guide Combination Kit, 0.035-0.045 (0.9-1.1 mm) Solid Wire
- Tweco® Connector Cable Package (includes 10 ft. (3 m) Work Clamp & Cable and 10 ft (3 m) Electrode Cable)
- Harris® Gas Regulator/Flowmeter and 10 ft. (3.0 m) Hose Kit (3100211)

Flextec® 350X PowerConnect®/LF-74HD One-Pak® Package (K4274-1)

- Flextec® 350X PowerConnect (K4273-1)
- LF-74 Wire Feeder (Heavy Duty) K2426-5
- Magnum® PRO Curve™ 300 Gun Package, 15 ft (4.5 m) (K2951-2-10-45)
- Work/Power Lead Package (K1803-2)
- Flow/Reg, 355-2Ar-58010 (3100211)
- Drive Roll Kit, 0.035-0.045, 4 Roll (KP1505-1)

Flextec® 350X PowerConnect®/Flex Feed® 84 One-Pak® Package (K4274-2)

- Flextec® 350X PowerConnect® (K4273-1)
- Magnum® PRO Curve™ 300 Gun Package, 15 Ft (4.5 M) (K2951-2-10-45)
- Work/Power Lead Package (K1803-2)
- Flow/Reg, 355-2Ar-58010 (3100211)
- Flex Feed® 84 (Bench, HD Reel) (K5000-2)
- Drive Roll Kit, 0.035-0.045 (0.09 & 1.1 mm), 4 Roll (KP1505-1)

Flextec® 350X PowerConnect®/Power Feed® 84 One-Pak® Package (K4274-3)

- Flextec® 350X Construction (K4271-1)
- LN-25X, no Flowmeter (K4267-2)
- Drive Roll Kit, 0.045, 1.0-1.2 mm (KP1697-045C)
- Magnum® PRO Curve™ 300 Gun Package, 15 ft (4.5 m) (K2951-2-10-45)

PIPEFAB™

Ready-Pak® Package (3734-1)

- PIPEFAB™ Power Source
- PIPEFAB™ Feeder
- PIPEFAB™ Cart & Dual Bottle Rack
- Magnum® PRO Curve™ 200, 15 ft (4.6 m) Ready-Pak®
- Magnum® PRO Curve™ 300, 15 ft (4.6 m) Ready-Pak®
- Magnum® PRO 0.035 & 0.045 in. (0.09 & 1.1 mm) Tapered Contact Tip (Qty 1 ea)
- Magnum® PRO 3/8 in. (9.5 mm) Tapered-Flush & 1/2 in. (12.7 mm) Flush Nozzles (Qty 1 ea)
- 0.035/0.045 in. (0.09/1.1 mm) V Groove Drive Roll Kits (4 Roll Kit – Qty 2)
- 0.045 in. (1.1 mm) Knurled Drive Roll Kit (4 Roll Kit)
- Cable / Torch Hanger (Qty 4)
- Harris® Flowmeter & Hoses (Qty 2)
- Brass Inert Gas Y Fitting
- 15 ft (4.6 m) 2/0 Work Lead & GC500 Clamp
- PIPEFAB™ Feeder Screen Protector (optional use)



Shown:
PIPEFAB® Ready-Pak®

What's Included

Base Model/Unit Includes » Some base models include a set of specific standard accessories

One-Pak® Packages » Assembly required

Ready-Pak® Packages » Fully assembled

Flextec® 500X

Flextec® 500X/Power Feed® 84 HD

Ready-Pak® Package (K3608-3)

- Flextec® 500X (K3607-1)
- Locking Foot Kit (Flextec® 500/500P) (K3056-2)
- Power Feed® 84 Single, Heavy Duty Reel, USB (K3328-13)
- Magnum® PRO Curve™ 400 Gun Package, 15 ft (4.5 m) (K2952-2-10-45)
- Weld Cable (K1842-10)
- Work Lead Package (K2149-1)
- Flow/Reg, 355-2Ar-58010 (3100211)
- Inverter and Wire Feeder Cart (K3059-4)
- Cart Mounting Bracket Kit (K4068-1)
- Drive Roll Kit, 0.035-0.045, 4 Roll (KP1505-1)

Flextec® 500X/Flex Feed® 84 HD

Ready-Pak® Package (K3608-4)

- Flextec® 500X (K3607-1)
- Locking Foot Kit (Flextec® 500/500P) (K3056-2)
- Flex Feed® 84, Bench, HD Reel (K5000-2)
- Magnum® PRO Curve™ 400 Gun Package, 15 ft (4.5 m) (K2952-2-10-45)
- Weld Cable (K1842-10)
- Work Lead Package (K2149-1)
- Flow/Reg, 355-2Ar-58010 (3100211)
- Inverter and Wire Feeder Cart (K3059-4)
- Cart Mounting Bracket Kit (K4068-1)
- Drive Roll Kit, 0.035-0.045, 4 Roll (KP1505-1)

Flextec® 500X/LF-74 HD

One-Pak® Package (K3612-2)

- Flextec® 500 (K3607-1-1)
- LF-74 Bench Model, Heavy Duty (K2426-5)
- Magnum® PRO Curve™ 400 Gun and Cable Ready-Pak®, 15 ft. (4.5 m) (K2952-2-10-45)
- 3/0 Welding Cable, 10 ft. (3.0 m)
- Work Lead Package, 15 ft. (4.5 m) cable
- Harris® Gas Regulator/Flowmeter and 10 ft. (3.0 m) Hose Kit (3100211)

Flextec® 500X/Flex Feed® 74 HT

One-Pak® Package (K3612-3)

- Flextec® 500X (K3607-1)
- Flex Feed® 74 HT, Simple U/I, Heavy Reel, Gouge (K3883-13)
- Magnum® PRO Curve™ 400 Gun Package, 15 ft (4.5 m) (K2952-2-10-45)
- Harris® Gas Regulator/Flowmeter and 10 ft. (3.0 m) Hose Kit (3100211)
- 3/0 Welding Cable, 10 ft. (3.0 m)
- Work Lead Package, 15 ft. (4.5 m) Cable

Flextec® 500X/Power Feed® 84 Heavy Duty

One-Pak® Package (K3612-5)

- Flextec® 500X (K3607-1)
- Power Feed® 84, Heavy Duty Wire Reel Stand, USB (K3328-13)
- Magnum® PRO Curve™ 400 Gun Package, 15 ft (4.5 m) (K2952-2-10-45)
- Harris® Gas Regulator/Flowmeter and 10 ft. (3.0 m) Hose Kit (3100211)
- 3/0 Welding Cable, 10 ft. (3.0 m)
- Work Lead Package, 15 ft. (4.5 m) cable
- 4-Roll Drive and Wire Guide Kit, 0.035-0.045 (0.09 - 1.2mm) Solid Wire


Flextec® 500X/Power Feed® 25M Aluminum

One-Pak® Package (K3612-8)

- Flextec® 500X (K3607-1)
- Power Feed® 25M (K2536-5)
- Magnum® PRO A/C P/P Gun, 25 ft (7.6 m) 12-pin, RT (K3355-2)
- Drive Roll Kit, 1/16 (1.6 mm) (KP1695-1/16A)
- Drive Roll Kit, 3/64 (1.2 mm), Aluminum (KP1695-3/64A)
- Flow/Reg, 355-2CD 100-580 (3100546)
- Arclink® Cable, 8 ft (2.4 m) (K1543-8)
- 3/0 Welding Cable, 10 ft. (3.0 m)
- Work Lead Package, 15 ft. (4.5 m) cable

Flextec® 500X/Activ8X™ One-Pak® Package (K3612-7)

- Flextec® 500X (K3607-1)
- Activ8X™ (K3519-1)
- Magnum® PRO Curve™ 400 Gun Package, 15 ft (4.5 m) (K2952-2-10-45)



Shown:
Flextec® 500X/Flex Feed 84 HD
Ready-Pak®

What's Included

Base Model/Unit Includes » Some base models include a set of specific standard accessories

One-Pak® Packages » Assembly required

Ready-Pak® Packages » Fully assembled

Flextec® 650X

Flextec® 650X/LF-72 Ready-Pak® Pkg. (K3511-1)

- Flextec® 650X (K3425-1)
- LF-72 Wire Feeder Bench Model, Heavy Duty (no gun) (K2327-7)
- 3/0 Welding Cable, 10 ft (3.0 m) Lug to Lug
- 4/0 Work Lead Package, 15 ft. (4.6 m) Cable
- Harris® Gas Regulator/Flowmeter and 10 ft. (3.0 m) Hose Kit (3100211)
- Inverter and Wire Feeder Cart
- 2-Roll Drive Roll and Guide Tube Kit, 0.045 in. (1.2 mm) Solid Wire
- 2-Roll Drive Roll and Wire Guide Combination Kit, 0.035-0.045 in. (0.9-1.1 mm) Solid Wire
- Magnum® PRO Curve™ 400 Gun and Cable Ready-Pak®, 15 ft (4.6 m)

Flextec® 650X/LF-74 Ready-Pak® Pkg. (K3512-1)

- Flextec® 650X (K3425-1)
- LF-74 Wire Feeder Bench Model, Heavy Duty (no gun) (K2426-5)
- 3/0 Welding Cable, 10 ft (3.0 m) Lug to Lug
- 4/0 Work Lead Package, 15 ft. (4.6 m) Cable
- Harris® Gas Regulator/Flowmeter and 10 ft. (3.0 m) Hose Kit (3100211)
- Inverter and Wire Feeder Cart
- 4-Roll Drive Roll and Wire Guide Kit, 1/16 in (1.6 mm) Cored
- 4-Roll Drive Roll and Wire Guide Combination Kit, 0.035-0.045 in. (0.9-1.1 mm) Solid Wire
- Magnum® PRO Curve™ 400 Gun and Cable, 15 ft (4.6 m)
- Gun Connector Kit
- Liner, .052-1/16 in. (1.3-1.6 mm) Diameter, 15 ft (4.6 m) Length

Flextec® 650X/LF-74 One-Pak® Pkg. (K3513-1)

- Flextec® 650X (K3425-1)
- LF-74 Wire Feeder Bench Model, Heavy Duty (no gun) (K2426-5)
- 3/0 Welding Cable, 10 ft (3.0 m) Lug to Lug
- 4/0 Work Lead Package, 15 ft. (4.6 m) Cable
- Harris® Gas Regulator/Flowmeter and 10 ft. (3.0 m) Hose Kit (3100211)
- 4-Roll Drive Roll and Wire Guide Kit, 1/16 in. (1.6 mm) Cored
- 4-Roll Drive Roll and Wire Guide Combination Kit, 0.035-0.045 in. (0.9-1.1 mm) Solid Wire
- Magnum® PRO Curve™ 400 Gun and Cable, 15 ft (4.6 m)
- Gun Connector Kit
- Liner, .052-1/16 in. (1.3-1.6 mm) Diameter, 15 ft (4.6 m) Length

Flextec® 650X/Flex Feed® 84 One-Pak® Pkg. (K3514-1)

- Flextec® 650X (K3425-1)
- Flex Feed® 84 Single Bench Model, Heavy Duty (K5000-2)
- 3/0 Welding Cable, 10 ft (3.0 m) Lug to Lug
- 4/0 Work Lead Package, 15 ft. (4.6 m) Cable
- Harris® Gas Regulator/Flowmeter and 10 ft. (3.0 m) Hose Kit (3100211)
- 4-Roll Drive Roll and Wire Guide Kit, 1/16 in. (1.6 mm) Cored
- Magnum® PRO Curve™ 400 Gun and Cable, 15 ft (4.6 m)
- Gun Connector Kit
- Liner, .052-1/16 in. (1.3-1.6 mm) Diameter, 15 ft (4.6 m) Length

Arc Tracker®

Base Model (K3019-1)

- Detachable input cord 6 ft. (1.8 m) with NEMA 5-15P plug and an IEC 60320 plug receptacle.
- Polarity specific arc voltage remote sense leads 15 ft. (4.6 m) (Qty. 2)



Shown:
Flextec® 650X/LF-74
Ready-Pak®

Accessories

Product Name	Product No.	Flextec® 350X		Flextec® 350X PowerConnect®		Idealarc® DC400		Flextec® 500X		Idealarc® DC600		Flextec® 650X		Arc Tracker®	
		Base Model Xp	Base Model Construction	Base Model	Base Model w/CEI	Base Model w/Multi-Process Switch	Base Model	Base Model w/Multi-Process Switch	Base Model w/Meters	Base Model w/Meters	Base Model w/VRD	Base Model	Base Model		
		K4272-1	K4271-1	K4273-1	K1308-25	K1308-12	K3607-1	K1288-18	K1288-17	K1288-22	K1288-28	K3425-1	K3019-1		
GENERAL															
Deluxe Adjustable Gas Regulator & Hose Kit, 4.3 ft. (1.3 m)	K586-1	•	•	•	•	•	•	•	•	•	•	•	•	•	•
Work and Wire Feeder 2/0 Weld Cable Package, 10 ft. (3.0 m)	K1803-1	•	•	•	•	•	•	•	•	•	•	•	•	•	•
3/0 Welding Cable, 10 ft. (3.0 m)	K1842-10				•	•	•	•	•	•	•	•	•	•	•
Twist Mate™ Cable Plug for 1/0-2/0, 50-70 mm² cable	K852-70														
Twist Mate™ Cable Plug for 2/0-3/0, 70-95 mm² cable	K852-95														
Twist Mate™ Receptacle for 1/0-2/0, 50-70 mm² cable	K1759-70														
Twist Mate™ Receptacle for 2/0-3/0, 70-95 mm² cable	K1759-95														
Twist Mate™ to Lug Cable Adapter	K2176-1														
Tweco® Style Cam-Lock Adapter Plug	K2946-1														
LC-40 – Tweco® Style Plug (male, 1/0 thru 2/0), 1/0-2/0 (50-70 mm²)	K3416-70	•	•	•											
LC-40HD – Tweco® Style Plug (male, 3/0 thru 4/0), 2/0-4/0 (70-95 mm²)	K3416-90	•	•	•											
LC-40 – Tweco® Style Receptacle (female, 1/0 thru 2/0), 1/0-2/0 (50-70 mm²)	K3417-70	•	•	•											
LC-40HD – Tweco® Style Receptacle (female, 3/0 thru 4/0), 2/0-4/0 (70-95 mm²)	K3417-90	•	•	•											
Inverter and Wire Feeder Cart	K1764-1	•	•	•			•							•	
Single Cylinder Inverter and Wire Feeder Cart ^(M)	K3059-4	•	•	•			•							•	
Dual Cylinder Inverter and Wire Feeder Cart ^(M)	K3059-5	•	•	•			•							•	
Dual Cylinder Mounting Kit (for use with K1764-1 cart)	K1702-1														
Inverter Cart Mounting Bracket Kit (For Flex Feed Feeders on K3059-xx Cart)	K4068-1	•	•	•			•							•	
Undercarriage – Hand moving	K841				•	•									
Undercarriage – Hand moving	K842							•	•	•	•				
All-Terrain Undercarriage	K1737-1							•	•	•	•				
Universal Adapter Plug ^(M)	K867														
Work Lead Package	K2149-1				•	•	•	•	•	•	•	•	•	•	•
Paralleling Kit (codes above 10500) ^(M)	K1611 ^(M)							•	•	•					
Paralleling Kit (codes below 10500) ^(M)	K1897-1							•	•	•					
Arc Tracker [®]	K3019-1				•	•	•	•	•	•	•	•	•	•	•
Flextec® 350X Locking Foot Kit	K4424-1	•	•	•											
Flextec® 500X Locking Foot Kit	K3056-2						•								
Multi-Process Switch ^(M)	K3091-1	•	•	•			•							•	
Multi-Process Switch	K804-1				•	•		•	•	•	•				
Flextec® 350X CE Filter Kit (380-575V AC)	K4420-1	•	•	•											
Flextec® 500X CE Filter Kit (380-575V AC)	K3129-2						•								

^(M)Requires K3056-1 Base Mounting Kit ^(L)Made to order ^(H)Cannot be used with VRD* models ^(R)Requires K4068-1 Inverter Cart Mounting Kit

• Optional

Accessories

Product Name	Product No.	Flextec® 350X	Flextec® 350X PowerConnect®	Idealarc® DC400	Flextec® 500X	Idealarc® DC600	Flextec® 650X	Arc Tracker®					
		Base Model XP	Base Model Construction	Base Model	Base Model w/GFCI	Base Model w/Multi-Process Switch	Base Model w/Multi-Process Switch	Base Model w/Meters	Base Model w/VRD				
		K4272-1	K4271-1	K4273-1	K1308-25	K1308-12	K3607-1	K1288-18	K1288-17	K1288-22	K1288-28	K3425-1	K3019-1
GENERAL, CONT.													
Flextec® 650X CE Filter Kit (380-575V AC)	K3129-1												•
GFCI Kit	K3157-1												•
Harris® Model 355 Flowmeter Regulator & Hose, 10 ft. (3.0 m)	31002T1	•	•	•	•	•	•	•	•	•	•	•	•
Weld Fume Control System	—	•	•	•	•	•	•	•	•	•	•	•	•
STICK													
CrossLinc® Remote	K4345-1	•	•	•			•						•
Accessory Kit, 400 Amp	K704				•	•	•	•	•	•	•	•	•
Remote Output Control, 6-pin, 25 ft. (7.6 m)	K857				•	•		•	•	•	•		
Remote Output Control, 6-pin, 100 ft. (30.5 m) (compatible with Flextec® machines with use of K2909-1, 12-6 pin adapter)	K857-1				•	•		•	•	•	•	•	
Remote Output Control, 12-pin, 25 ft. (7.6 m)	K857-2	•	•	•			•						•
Remote Output Control, 12-pin, 100 ft. (30 m)	K857-3	•	•	•			•						•
Remote Control Cable Adapter	K864				•	•		•	•	•	•		
TIG													
TIG Module	K930-2				•	•		•	•	•	•		
12-pin to 6-pin Adapter	K2909-1	•	•	•			•						•
Adapter Cable – Male 14-pin Control Cable to Terminal Strip	K1798				•	•		•	•	•	•		
Hand Amptrol™ (Rotary Track Style, 6-pin)	K963-3	•	•	•	•	•	•	•	•	•	•	•	•
Foot Amptrol™ with 6-pin Connector	K870				•	•		•	•	•	•	•	•
Foot Amptrol™ with 12-pin Connector	K870-2						•						•
Wireless Foot Pedal (6-pin)	K4217-1	•	•	•			•						•
Amptrol™ Adapter Kit (terminal strip to 6-pin)	K843				•	•		•	•	•	•		
Arc Start™ Switch (6-pin)	K814	•	•	•			•						•
Twist Mate™ Torch Adapter, PTA-9, -17	K1622-1												
Twist Mate™ Torch Adapter, PTA-26	K1622-3												
Twist Mate™ Torch Adapter, Water-Cooled	K1622-4												
Twist Mate™ Torch Adapter (with separate gas)	K960-1												
TIG-Mate™ 17V TIG Torch Starter Kit (air-cooled)	K2265-1												
TIG-Mate™ 17 TIG Torch Starter Kit (air-cooled)	K2266-1												
TIG-Mate™ 20 TIG Torch Starter Kit (water-cooled)	K2267-1												
Docking Kit	K939-1				•	•		•	•	•	•		
Deluxe Adjustable Gas Regulator & Hose Kit, 4.3 ft. (1.2 m)	K586-1	•	•	•	•	•	•	•	•	•	•	•	•

• Optional

Accessories

Product Name	Product No.	Base Model XP	Flextec® 350X	Base Model Construction	Flextec® 350X PowerConnect®	Base Model	Idealarc® DC400	Base Model w/6FCI	Flextec® 500X	Base Model w/6FCI Multi-Process Switch	Idealarc® DC600	Base Model w/VRD	Flextec® 650X	Base Model	Arc Tracker®
WIRE FEEDERS															
Flex Feed® 74 HT, FlexFeed® 84, LF-72, LF-74, LN-25® PRO Dual Power, Activ8X™	—	•		•	•	•	•	•	•	•	•	•	•	•	
NA Series	—									•	•	•	•	•	
LT-7	—									•	•	•	•	•	
*Activ8X™ w/CrossLinc® and TVT™	—	•	•	•	•	•	•	•	•	•	•	•	•	•	
Activ8X® Pipe™				•											
*LN-25X™ w/CrossLinc® and TVT™	—	•	•	•	•	•	•	•	•	•	•	•	•	•	
LN-23P	—	•	•	•	•	•	•	•	•	•	•	•	•	•	
Power Feed® 84	—	•		•				•						•	
Power Feed® 25M	—	•		•				•						•	
Power Feed® 25M Aluminum Case	—	•		•				•						•	
2-YEAR EXTENDED WARRANTY AVAILABLE	—	•	•	•	•	•	•	•	•	•	•	•	•	•	

*NOTE: Activ8X™ and LN-25X™ are compatible with any power source as an across-the-arc wire feeder. When paired with a CrossLinc® equipped power source, the system has additional functionality.

For more information on our Extended Warranty program, visit www.lincolnelectric.com/warranty

• Optional



ADVANCED PROCESS WELDERS

MODEL	OUTPUT			PROCESS									INPUT		FEATURES				
	Mode	Polarity	Current Range (Amps)	Stick	TIG	AC/DC TIG	MIG	STT [®] MIG	HyperFill [™]	AC MIG	Pulsed MIG	Low Fume Pulse [™]	Flux-Cored	Arc Gouge	Phase	Hertz	Waveform Control Technology	ArLink [®] Digital Communication	Inverter Efficiency
PIPEFAB [™]	CC/CV	DC	5-400	●	●		●	●	●		●	●	●	●	3	50/60	●	●	●
Power Wave [®] 300C Advanced	CC/CV	AC/DC	5-350	●	●	●	●	●		●	●	●	●	●	1,3	50/60	●	●	●
Power Wave [®] S350	CC/CV	DC	5-350	●	●	○	●	○		○	●		●		1,3	50/60	●	●	●
Power Wave [®] S500	CC/CV	DC	5-550	●	●	○	●	○	●	○	●	○	●	●	3	50/60	●	●	●
Power Wave [®] S700	CC/CV	DC	20-900	●	●		●		●		●		●	●	3	50/60	●	●	●
Power Wave [®] Advanced Module	CC/CV	AC/DC	NA			●		●		●	●				NA	NA	●	●	●
Power Wave [®] STT [®] Module	STT [®]	DC	NA					●			●				NA	NA	●	●	●

KEY: ● Excellent ● Good ● Optional

PIPEFAB™

The Ideal Setup for Pipe & Vessel Fabrication

- Breakthrough Arc Performance
- Straightforward & Simple
- Industry-Driven Design
- Trusted Expertise & Support



- Processes**
- Stick
 - TIG
 - MIG
 - STT™ MIG
 - Pulsed MIG
 - Flux-Cored
 - HyperFill™
 - Low Fume Pulse™



Literature
E5.13

Product Name	Product Number	Input Power Voltage/Phase/Hertz	Rated Output: Current/Voltage/Duty Cycle	Input Current @ Rated Output	Output Range	H x W x D in (mm)	Net Wt. lb (kg)
PIPEFAB™ Power Source	K3731-1	200-208/220-230/380-415/460/575	STICK: 55-400A/36V/100% MIG: 40-400A/26V/100% FLUX-CORE: 40-400A/26V/100% TIG: 5-400A/26V/100%	53/46/26/24/19	5-400A	22.1 X 17.5 X 34.8 [561.3 X 444.5 X 883.9]	206.5 [93.7]
PIPEFAB™ Feeder	K3735-1	40V DC				14.5 in x 22 in x 30.2 [368.3 x 558.8 x 767]	80 [36.3]
Ready-Pak®	K3734-1	—				43.5 x 30.9 x 48.5 [1104.9 x 784.9 x 1231.9]	340 [154.2]

WARNING: Cancer and Reproductive Harm -www.P65Warnings.ca.gov

Power Wave® 300C

The Ultimate All-In-One Machine

- Best-In-Class 300A 100% Duty Cycle Performance
- True all-process versatility including advanced weld modes and integrated high frequency and AC/DC capabilities
- Intelligent, operator-focused interface and powerful Industry 4.0 capabilities including CheckPoint® Production Monitoring



- Processes**
- Stick
 - AC TIG*
 - DC TIG
 - MIG
 - STT MIG*
 - AC MIG*
 - Pulsed MIG
 - Low Fume Pulse*
 - Flux-Cored
 - Arc Gouge



Literature
E5.102

Product Name	Product Number	Input Power Voltage/Phase/Hertz	Output Range	Rated Output: Current/Voltage/Duty Cycle	Input Current @ Rated Output	H x W x D in (mm)	Net Wt. lb (kg)
Power Wave® 300C Standard	K4487-1	200-208/220-230/380-415/460/575/1/3/50/60	5-350A	GMAW: 350A / 31.5 V / 40% GMAW: 300A / 29 V / 100%	3ph /1ph /40% Duty Cycle: 44/40/25/20/16.5	39.67 x 20.65 x 39.60 [1007.6 x 524.5 x 1005.8]	193 (87.5)
Power Wave® 300C Advanced	K4488-1						
Power Wave® 300C Advanced Education One-Pak®	K4934-1			FCAW: 325A / 33V / 40% SMAW: 280A / 31.2V/100%	3ph /1ph/100% Duty Cycle: 35/32/19.5/16/14		226 [102.5]
		FCAW: 350A / 31.5 V / 40% FCAW: 300A / 29 V / 100% GTAW: 325A / 23V / 40% GTAW: 300A / 22V / 100%					

* Only available on the Power Wave 300C Advanced [K4488-1].

WARNING: Cancer and Reproductive Harm -www.P65Warnings.ca.gov

Power Wave® S350

Portable, Versatile, Powerful

- Equipped with a complete portfolio of high-performance wave forms, providing flexibility to tackle any welding application
- Comes standard with Power Wave® Manager software tools, simplifying welding setup and operation
- CheckPoint™ software allows you to track equipment usage, store weld data, configure fault limits and more
- Compact and durable case is IP23-rated to withstand harsh environments



Processes

- Stick
- DC TIG
- Pulsed DC TIG
- MIG
- Pulsed MIG
- Flux-Cored

Output



Input



Literature

E5.110

Product Name	Product Number	Input Power Voltage/Phase/Hertz	Rated Output: Current/Voltage/Duty Cycle	Input Current @ Rated Output	Output Range	H x W x D in (mm)	Net Wt. lb (kg)
Power Wave® S350 Base Model	K2823-3	208/230/380-415/460/575/1/3/50/60	GMAW: 350A/31.5V/40% ⁽¹⁾ 300A/29V/100%	3-Ph/40% Duty Cycle: 39/35/19/17/14A	5-350A ⁽²⁾	20.40 x 14 x 24.80 [518 x 356 x 630]	85 [38.6]
Ready-Pak® Pkg. [Steel]	K3005-3		SMAW: 325A/33V/40% ⁽¹⁾ 250A/30V/100%	3-Ph/100% Duty Cycle: 31/28/15/14/11A		52 x 39 x 26 [1321 x 991 x 660]	450 [204.1]
Air-Cooled Magnum® PRO Pistol Grip Aluminum 25 ft. [7.6 m] One-Pak® Pkg.	K3553-1		GTAW-DC: 350A/24V/40% 300A/22V/100%	1-Ph/40% Duty Cycle: 60/67 ⁽³⁾ /na/na/na			
Water-Cooled Magnum® PRO Pistol Grip Aluminum 25 ft. [7.6 m] One-Pak® Pkg.	K3554-1			1-Ph/100% Duty Cycle: 60/53/na/na/na			

⁽¹⁾230 Volt/1 Phase inputs, the peak rating is at 30% duty cycle, except for GTAW. ⁽²⁾Based on the U.S. National Electrical Code. ⁽³⁾On 208 Volt inputs, the maximum output is limited to 300 amps.

WARNING: Cancer and Reproductive Harm -www.P65Warnings.ca.gov

Power Wave® S500

Multi-Process Power and Versatility

- Equipped with a complete portfolio of high-performance wave forms, providing flexibility to tackle any welding application
- Comes standard with Power Wave Manager™ software tools, simplifying welding setup and operation
- CheckPoint™ software allows you to track equipment usage, store weld data, configure fault limits and more
- Compact and durable case is IP23-rated to withstand harsh environments



- Processes**
- Stick
 - DC TIG
 - Pulsed DC TIG
 - MIG
 - Pulsed MIG
 - Flux-Cored
 - HyperFill™
 - *Low Fume Pulse™



Literature
E5.115

Product Name	Product Number	Input Power Voltage/Phase/Hertz	Rated Output: Current/Voltage/Duty Cycle	Input Current @ Rated Output	Output Range	H x W x D in (mm)	Net Wt. lb (kg)
Power Wave® S500 Base Model	K2904-1	208/230/380-415/ 460/575/3/50/60	GMAW: 550A/41.5V/40% 450A/36.5V/100%	3-Ph/40% Duty Cycle: 81/73/41/37/29A	5-550A	22.5 x 14 x 24.8 [571 x 355 x 630]	150 [68]
w/Power Feed® 84 Ready-Pak® Pkg.	K3187-2		SMAW: 550A/42V/40% 450A/38V/100%	3-Ph/100% Duty Cycle: 60/54/31/27/21A		51.7 x 34.4 x 53.4 [1313 x 874 x 1356]	376 [171]
w/Power Feed® 84 One-Pak® Pkg.	K3186-2						—
w/HyperFill™ Single Feeder Ready-Pak®	K4650-2		GTAW-DC: 550A/32V/40% 450A/38V/100%				450 [204]
w/HyperFill™ Dual Feeder Ready-Pak®	K4650-1						—

WARNING: Cancer and Reproductive Harm -www.P65Warnings.ca.gov

*NOTE: w/Use of STT™ or Advanced Module

Power Wave® S700

High Output Power for Automated Environments

- Intended for high amperage, high duty cycle semiautomatic, mechanized or robotic applications in the heavy equipment, transportation and other industries
- Add AutoDrive® 19 Tandem modules to access waveform modes specifically designed for Synchronized Tandem MIG



- Processes**
- Stick
 - TIG
 - MIG
 - Pulsed MIG
 - Flux-Cored
 - Tandem MIG™
 - Carbon Arc Gouging
 - HyperFill™
 - HDT



Literature
E5.120

Product Name	Product Number	Input Power Voltage/Phase/Hertz	Rated Output: Current/Voltage/Duty Cycle	Input Current @ Rated Output	Output Range	H x W x D in (mm)	Net Wt. lb (kg)
Power Wave® S700	K3279-1 ⁽¹⁾	380-415/440-460/500/ 575/3/50/60	700/44/100% (900A/44/60%)	55/46/42/38A [74/60/56/49A]	20-900A	30.1 x 19.1 x 36.7 [765 x 485 x 932]	385 [175]
	K3557-1	200/230/3/50/60		106/92A [138/120A]			

WARNING: Cancer and Reproductive Harm -www.P65Warnings.ca.gov

⁽¹⁾Internal filter is required to meet CE conducted emission requirements. K2444-4 CE Filter must be used with K3279-1.

Power Wave® Advanced Module

Expand Your Welding Capabilities

- Adds AC waveform control for Pulsed MIG, and Gas Tungsten Arc (TIG) Welding
- Hi-frequency starting for TIG welding capability
- Modular design allows easy connection and fast digital communication with compatible Power Wave® models
- Includes STT® process capability, making this module ideal for automotive, pipe and thin metal applications



- Processes**
- GMAW-AC
 - AC-GMAW-P
 - GTAW: AC, DC-, AC/DC
 - Low Fume Pulse™
[S500 or R450]

Output



Input



Literature

E5.191

Product Name	Product Number	Input Power Voltage/Phase/Hertz	Rated Output: Current/Voltage/Duty Cycle	Input Current @ Rated Output	Output Range	H x W x D in (mm)	Net Wt. lb (kg)
Power Wave® Advanced Module	K3685-1	40V DC	100% Duty Cycle ¹⁾ : 300A @ 32V 40% Duty Cycle ¹⁾ : 350A @ 34V Peak (Max) ¹⁾ : 600A	n/a	n/a	11.5 x 14 x 25 [292 x 356 x 635]	70.5 [32]

¹⁾Host welding power source will be limited to these outputs.

WARNING: Cancer and Reproductive Harm -www.P65Warnings.ca.gov

Power Wave® STT® Module

Add STT® for Exceptional Arc Control

- Add STT® (Surface Tension Transfer®) process capability to any S-Series Power Wave for enhanced puddle and burnthrough control
- Improve performance on thin metal or critical pipe root pass welding applications
- Modular design allows easy connection and fast digital communication with compatible Power Wave® models



- Processes**
- GMAW-STT®
 - Low Fume Pulse™
[S500 or R450]

Output



Input



Literature

E5.190

Product Name	Product Number	Input Power Voltage/Phase/Hertz	Rated Output: Current/Voltage/Duty Cycle	Input Current @ Rated Output	Output Range	H x W x D in (mm)	Net Wt. lb (kg)
Power Wave® STT® Module	K2902-1 US/Int'l Model	40V DC	100% Duty Cycle ¹⁾ : 450A 60% Duty Cycle ¹⁾ : 500A	n/a	n/a	11.5 x 14 x 24.8 [292 x 356 x 630]	47 [21.3]
	K2921-1 CE Model		40% Duty Cycle ¹⁾ : 550A Peak (Max) ¹⁾ : 750A				

¹⁾Dependent on host welding power source output.

WARNING: Cancer and Reproductive Harm -www.P65Warnings.ca.gov

Power Wave® Wireless Connectivity Module

Simplifying Machine Connectivity

- Plant-Wide Connection – Easily connect existing or remote Power Wave® systems for complete visibility to your welding operation.
- Quick & Easy Installation – Modular design allows for hassle-free installation without the need for extensive machine downtime.
- Local Display - Convenient voltage and amperage metering directly on the power source



Connection

- Wi-Fi 802.11 a/b/g/n (Wi-Fi 1/2/3/4)
- Bluetooth 4.1
- Ethernet

Compatible Power Sources

- Power Wave® S350
- Power Wave® S500
- Power Wave® R450
- Power Wave® S700

Literature

MC18-12

Product Name	Product Number	Connectivity	Encryption
Power Wave® Wireless Connectivity Module	K4352-1	Wi-Fi 802.11 a/b/g/n @ 2.4 GHz Bluetooth 4.1 and earlier Ethernet Port	WEP WPA WPA2 WPA ENT
Power Wave® Wireless Connectivity Module (S700 only)	K4352-2		

WARNING: Cancer and Reproductive Harm -www.P65Warnings.ca.gov

APEX® 30S Mechanized Controller

Superior Control Systems for Mechanized Welding

- One platform for multiple welding processes including FCAW, GMAW, GTAW, and Hot Wire GTAW
- Extremely precise mechanized welding control for fixed and out-of-position in orbital or flat track applications
- Integrated gas solenoid and flow sensor for reduced footprint and cable clutter
- Intuitive, lightweight pendant provides straightforward operation and provides lowest learning curve in the industry



Processes

- MIG
- Pulsed MIG
- Flux-Cored
- GMAW-STT®
- GTAW
- Hot Wire GTAW

Output

24 VDC

Input

40 VDC

Literature

E9.624

Product Name	Product Number	Input Power	Dimensions L x W x H in (mm)	Net Weight
APEX® 30S Mechanized Controller	K52217-1	40 VDC	25.33 x 11 x 14.33 (644.4 x 279.4 x 363.2)	36 (lbs) 16 (kg)

WARNING: Cancer and Reproductive Harm -www.P65Warnings.ca.gov

APEX® 30M Mechanized Controller

Portable Control for Mechanized Welding

- Portable mechanized control with integrated wire feeder for a lightweight, mobile solution for the shop or the field
- Designed with the patented MAXTRAC® Wire Drive System, for superior wire-feeding performance
- Extremely precise mechanized welding control for fixed and out-of-position applications
- Intuitive, lightweight pendant provides straightforward operation and provides lowest learning curve in the industry



Processes

- MIG
- Pulsed MIG
- Flux-Cored
- GMAW – STT®

Output



Input



Literature

E9.623

Product Name	Product Number	Input Power	Rated Output Current / Duty Cycle	Wire Feed Speed ipm (m/min)	Wire Spool Size lb (kg)	H x W x D in (mm)	Net Weight lb (kg)
APEX® 30M Mechanized Controller	K52160-1	40VDC	500A / 60% 450A / 100%	30-1200 (76-3048)	10 - 33 (4.5 - 15)	14.4 x 11.0 x 25.4 (366 x 279 x 645)	49 (22)

WARNING: Cancer and Reproductive Harm -www.P65Warnings.ca.gov

HELIX® M85 Weld Head

Next Generation Mechanized Weld Head

- Incorporates digital capabilities in an intuitive, ergonomic design
- Tool-less torch adjustments - Choose any position on three axes, with in/out, up/down and circumferential adjustment
- Lightweight – mounts in seconds to our patented orbital and flat tracks.



Processes

- MIG
- Pulsed MIG
- Flux-Cored
- GMAW-STT®
- GTAW
- Hot Wire GTAW

Input



Literature

E9.616

Product Name	Product Number	Input Power	Input Current	Travel Speed ipm (mm)	Clearance in (mm)		Oscillation Stroke in. (mm)	Motorized Height Control Stroke in (mm)	Lead/Lag	Torch Tilt		H x W x D in (mm)
					Radial	Axial				In	Out	
HELIX® M85 Weld Head	K52101-1	24V DC	9A Max	0.1 min-120 max (2.54 min-3048 max)	8.5 (215.9)	19.75 (501.7)	2.00 (50.8)	2.00 (50.8)	360°	60° max	30° max	8.33 x 14.25 x 6.85 (211.6 x 362.0 x 174.0)

WARNING: Cancer and Reproductive Harm -www.P65Warnings.ca.gov

HELIX® M45 Weld Head

Low Profile Mechanized Weld Head

- Low profile design for precise mechanized welding in areas of limited space and physical constraints
- Improved application flexibility with low radial clearance of 4.5 in (114 mm)
- Lightweight – mounts in seconds to our patented orbital and flat tracks.



- Processes**
- MIG
 - Pulsed MIG
 - Flux-Cored
 - GMAW-STT®
 - GTAW
 - Hot Wire GTAW

Input



Literature
E9.615

Product Name	Product Number	Input Power	Input Current	Travel Speed in/min [cm/min]	Clearance - in (mm)		Oscillation Stroke in (mm)	Motorized Height Control Stroke	Lead/Lag Range	Torch Tilt		Dimensions H x W x D in (mm)
					Radial in. (mm)	Axial in. (mm)				In	Out	
HELIX® M45 Weld Head	K52224-1	24V DC	9A max	0.10 - 120 [0.25 - 305]	4.50 [114.3]	14 [355.6]	5.00 [127]	1.96 [49.784]	+/- 45°	45° max	45° max	5.08 x 16.63 x 19.70 [129.0 x 422.4 x 500.4]

WARNING: Cancer and Reproductive Harm -www.P65Warnings.ca.gov

HELIX® M627 Weld Head

Orbital Clamp-On Weld Head

- 500 Amp, 100% Duty Cycle, clamp-on weld head
- On-board wire feeder for improved ease-of-use
- Intelligent connectivity with auto calibration on power up



- Processes**
- GTAW

Input



Product Name	Product Number	Input Power	Travel Speed rpm	Wire Feed Speed ipm [cm/pm]	Wire Size Range in (mm)	Clearance - in (mm)		Oscillation Stroke in (mm)	Motorized Height Control Stroke	Electrode to Front in (mm)	Dimensions H x W x D in (mm)	Net Weight lb (kg)
						Radial in. (mm)	Axial in. (mm)					
HELIX® M627 Weld Head	K52283-1	24V DC	.04-4.76	3-300 [7.6-762]	0.030-0.045 [0.8-1.2]	2.87 [72.9]	8.32 [211.3]	1.00 [25.4]	3.79 [96.3]	0.75 [19.1]	8.32 x 11.4 x 26.0 [211.3 x 290 x 660]	32 [14.5]

WARNING: Cancer and Reproductive Harm -www.P65Warnings.ca.gov

LINCOLN ELECTRIC Advanced MIG (GMAW) Processes

Your local Lincoln Electric distributor and Lincoln Electric Technical Sales Representative, backed by our Applications Engineering Department, can help you select the advanced process and equipment that can improve your results. Request a demo to see how we can help reduce costs, enhance quality or increase productivity in your operations.

PROCESS	DESCRIPTION	PRODUCT
CV	Steel, Stainless & Aluminum » CV is the conventional mode for MIG welding. This general purpose MIG welding mode uses constant voltage for short arc, globular and spray transfer.	Power Wave® 300C, S350, R450, S500, S700 PIPEFAB™
STT*	Steel, Stainless & High Nickel » This precision MIG mode delivers premium and consistent root pass results on pipe with low reject rates and excellent gap bridging capabilities. STT* can also be used to reduce spatter and control heat input on sheet metal applications.	Power Wave® 300C*, S350, R450, S500 all w/STT* or Advanced Module PIPEFAB™
AC-STT*	Steel » Based off of the patented STT* process, AC-STT* combines the proven spatter-reducing technology of the STT* waveform with the balanced heat-input characteristics of AC GMAW, producing an advanced shortcircuit process optimized specifically for thin-gauge materials.	Power Wave® 300C*, S350, R450, S500 all w/Advanced Module PIPEFAB™
Pulse	Steel, Stainless, Aluminum & more » Traditional MIG pulse mode uses a pulse for the metal transfer, which avoids a short and allows for a wide operating range, characterized by low to high wire feed speed, many different materials and virtually no spatter.	Power Wave® 300C, S350, R450, S500, S700
Low Fume Pulse™	Steel » Low Fume Pulse™ simplifies the balancing act between weld-fume control and weld floor productivity. Developed to be a win-win solution, this advanced pulsed welding process maximizes arc performance while effectively controlling heat-input.	Power Wave® 300C*, R450, S500 all w/STT* or Advanced Module PIPEFAB™
Smart Pulse™	Steel & Stainless » Enhanced MIG pulse mode that maximizes pulse welding performance and simplicity by auto-adjusting the pulse waveform based on machine settings. Set a low WFS and Smart Pulse™ auto-adjusts for a narrow, focused arc. Set a high WFS, Smart Pulse auto-adjusts for a wide, soft arc.	PIPEFAB™ Power Wave 300C*
Precision Pulse™	Steel & Stainless » This enhanced MIG pulse mode features a tight, focused arc for fast vertical up welding and outstanding out-of-position puddle control.	Power Wave® 300C, S350, R450, S500
Pulse-on-Pulse*	Aluminum » This arc modulation MIG pulse mode can deliver a TIG (GTAW)-like bead appearance.	Power Wave S350, R450, S500 all w/ STT* or Advanced Module
AC Precision Pulse™	Aluminum » With the help of the Power Wave® Advanced Module, GMAW aluminum welding results can be improved over traditional DC positive aluminum MIG welding. By switching the polarity of the arc, heat input is reduced and deposition rates are enhanced.	Power Wave® 300C*, S350, R450, S500 all w/Advanced Module
RapidArc*	Steel & Stainless » RapidArc* is an accelerated MIG pulse mode with a short arc length compared to pulse and CV-spray for high travel speed applications.	Power Wave® 300C, S350, R450, S500, S700
Rapid X™	Steel & Stainless » Rapid X™ is a premium MIG pulse mode designed to deliver higher travels speeds and extremely low spatter levels.	Power Wave® 300C*, S350, R450, S500 all w/STT* or Advanced Module
Rapid Z™	Zinc » Rapid Z™ is a process designed to increase stability and travel speeds, while reducing spatter and internal porosity on Zinc coated materials.	Power Wave® S350, R450, S500 all w/STT* or Advanced Module
Power Mode*	Steel, Stainless & Aluminum » This enhanced MIG mode can deliver excellent arc stability with reduced spatter at high travels speeds, resulting from an extended short arc range at higher wire feed speed procedures. It also yields a tight and stable arc in spray transfer.	Power Wave® S350, R450, S500 all w/STT* or Advanced Module PIPEFAB™
HyperFill™	Steel » Patented Twin Wire GMAW process designed to increase the usable deposition rate of GMAW operations without the setup difficulty. Process uses two wires but a single power source, single wire feeder, single gun liner and single contact tip.	Power Wave® R450, S500, S700 PIPEFAB™
Synchronized Tandem MIG*	Steel » Synchronized Tandem MIG* overcomes deposition rate limitations of a single wire by using two wires and specific waveforms. The result is deposition rates nearly double rates possible with a single wire as well as faster travel speeds.	

* Power Wave 300C Advanced only, STT or Advanced Module not necessary.

WELD SEQUENCER™

PROCESS CONTROL SOLUTIONS

Process Control Step-by-Step

Digitally enhance your weld instructions

- Easy-to-follow graphic interface clearly guides operators through each step of the assembly process, simplifying complex work instructions.
- Automatic, step-by-step weld sequencing clearly defines the assembly of each part and placement of each weld, reducing possible quality errors.

Easily verify your performance and quality

- On-screen verification provides instant operator feedback, ensuring all welds are present and within operating ranges prior to the assembly leaving the weld cell.
- Weld Sequencer automatically syncs with Lincoln Electric's CheckPoint® Production Monitoring solution for real-time production data anywhere in the world, at any time.

Maximum Performance Weld-to-Weld

Optimize your settings for each weld

- Advanced programming provides complete power source control, automatically dialing in the right procedure and parameters for each weld with zero operator interaction – delivering maximum productivity without compromising quality.

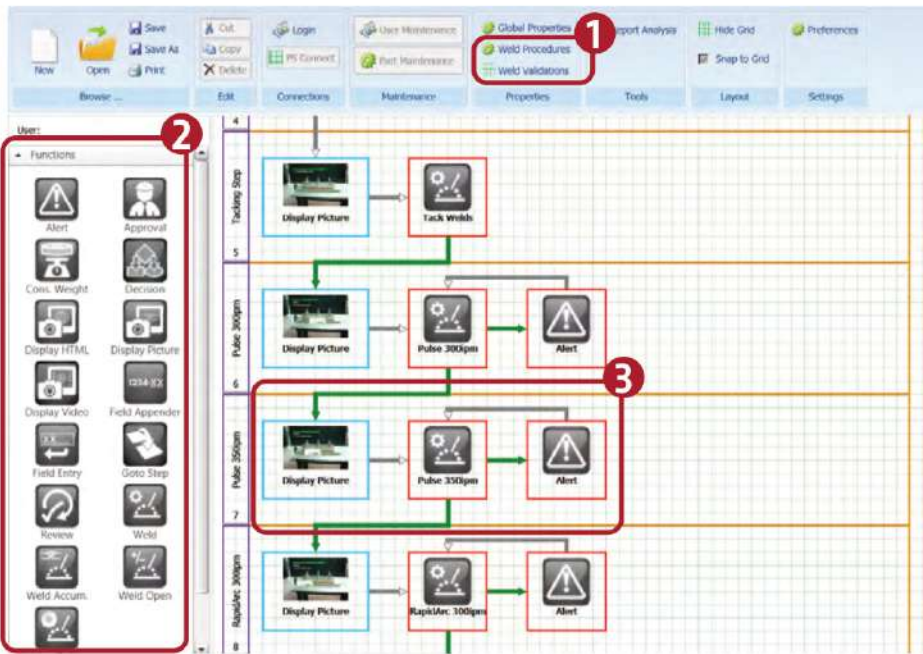
INPUT SETTINGS | Standardize Process



REVIEW RESULTS | Information in Real Time

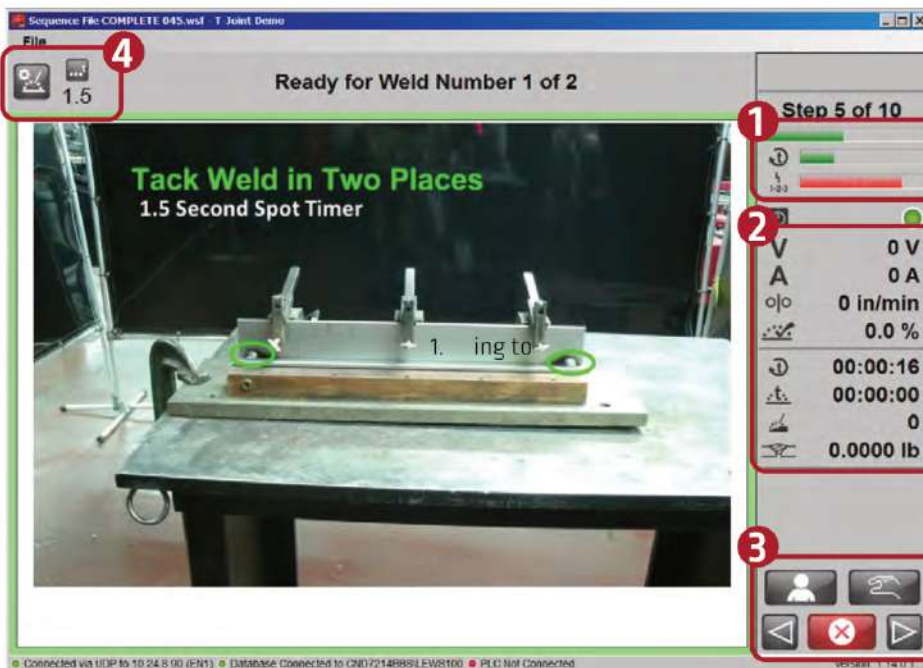


Fast, Simple, Intuitive Sequence Creation



1. Build a database of all your weld procedures and welding validations
2. Drag and drop functional blocks for simple programming
3. Intuitive ladder logic flow-chart type sequencing

Simple, Intuitive, Powerful Operator Interface



1. Track part cycle time and performance part to part
2. Real-time parameter feedback for the operator and quality control
3. Navigate the sequence simply by clicking the trigger on ANY welding torch
4. Complete visibility to background settings (like Spot Timer or Pre-flow)

Weld Sequencer Initial License (1 Year), Order K5175-1, Weld Sequencer Renewal License (1 Year), Order K5176-1

CHECKPOINT®

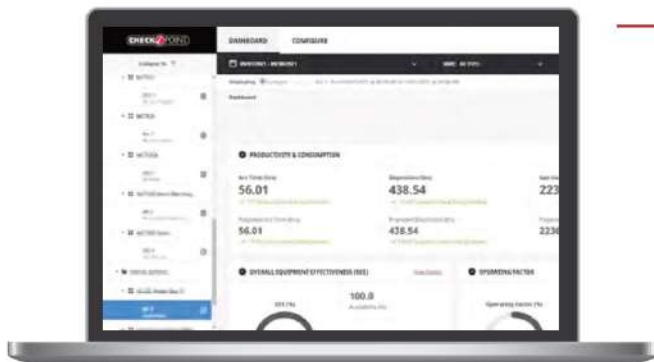
INFORMATION THAT LEADS TO SOLUTIONS

Information that Leads to Solutions™

Checkpoint® technology changes the way you look at your welding operations. More than just a data collection tool, CheckPoint® is a full production monitoring solution that delivers the precise information you need for maximizing welding productivity and performance

Checkpoint® allows you to:

- Identify the True Cost of Welding
- Evaluate the True Quality of Welding
- Deliver to True Performance of Welding



Powerful Data, Quick and Easy

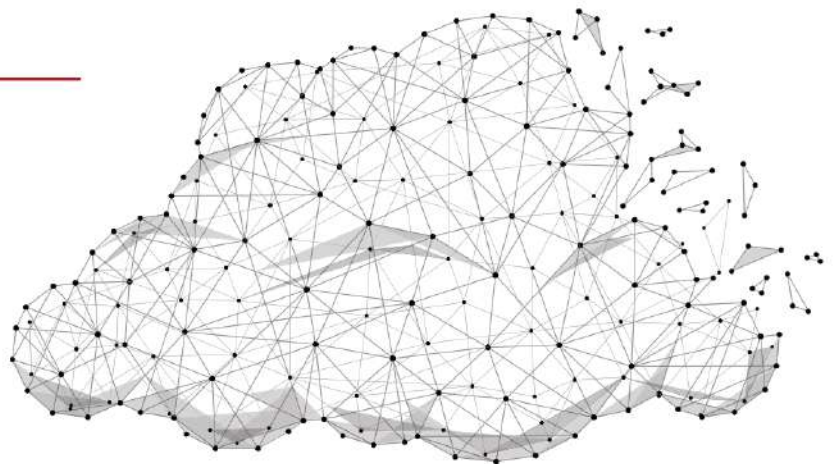
Checkpoint provides full visibility of your welding operation faster, cleaner and more efficiently. From real-time dashboard snapshots to in-depth weld analytics, CheckPoint's framework is built to provide essential welding data the way you need it for whatever your role may be.

- Operator arc on time
- OEE metrics
- Material consumption
- Weld and assembly information
- Information tailored to functional areas

Secure Access – Anywhere, Any Device

Checkpoint's secure, cloud-based access allows key stakeholders to view and track welding operations anywhere in the world, on any device.

- No setup or software installation required
- Track real-time weld production data 24/7
- Create custom alerts and notifications



INFORMATION FOR EVERY ROLE

Production Foreman

- OEE
- Weld listing
- Productivity
- Part tracking



Production Station	Equipment Role	Start of Weld	Arc Time (sec)	Deposition (kg)	Avg. Current (amps)
Transformer Hub	AC	08/01/2021 08:11:14 PM	2.8	2.004	220.9
AC 023-Phase 7	AC	08/01/2021 08:11:11 PM	2.3	3.057	235.2
IMP_Power Phase 7	AC	08/01/2021 08:11:07 PM	0.0	0.0219	232.4
IMP_Power Phase 7	AC	08/01/2021 08:11:00 PM	0.0	0.0002	230.5
IMP_Power Phase 7	AC	08/01/2021 08:11:00 PM	2.8	0.0003	241.2
IMP_Power Phase 7	AC	08/01/2021 08:10:54 PM	2.6	0.0064	232.7
IMP_Power Phase 7	AC	08/01/2021 08:04:33 PM	2.7	0.0043	222.5

Welding Engineer

- Consumption metrics
- Operating metrics
- Personnel details

Quality Assurance

- Welding limits
- Non-conformances

Production Station	Start of Last Weld	Operating Factor (%)	Weld Count	Arc Time (Actual / Expected) (hr:min)	Deposition (Actual / Expected) (kg)
Transformer Hub WCHGR...	08/01/2021 08:04:26 PM	10.8	14003	07:26 / 11:00	340.74 / 141.00
AC 023-Phase 7	08/01/2021 08:11:14 PM	29.2	42719	04:51 / 30:46	430.24 / 107.67
IMP_Power Phase 7	08/01/2021 05:43:10 PM	1.8	341	0:07 / 0:00	0.00 / 13.70
WCHGR Hub	08/01/2021 01:17:40 PM	2.2	480	0:07 / 0:46	0.00 / 0.50
WCHGR Weld Deposition	08/01/2021 07:20:13 AM	0.0	0	0:01 / 3:07	2.19 / 102.00
WCHGR 43	---	0.0	0	0:00 / 2:10	0.00 / 13.01
WCHGR 44	---	0.0	0	0:00 / 2:10	0.00 / 13.07

What's Included

Base Model/Unit Includes » Some base models include a set of specific standard accessories

One-Pak® Packages » Assembly required

Ready-Pak® Packages » Fully assembled

Power Wave® 300C

Base Model [K4487-1]

- Magnum® PRO Curve™ 300 Gun Ready-Pak® (K2951-2-6-45)
- Harris® Flowmeter/Regulator and Hose Kit (3100211)
- Work Lead (K1803-3)
- .035/.045 in. Combination V-Groove Drive Rolls (Included in Wire Drive Assembly) (KP1696-1)

Advanced [K4488-1]

- Magnum® PRO Curve™ 300 Gun Ready-Pak® (K2951-2-6-45)
- Harris® Flowmeter/Regulator and Hose Kit (3100211)
- Work Lead (K1803-3)
- 0.035/0.045 in. (0.9/1.1 mm) Combination V-Groove Drive Rolls (Included in Wire Drive Assembly) (KP1696-1)

Advanced Education One-Pak® [K4934-1]

- Power Wave® 300C Advanced [K4488-1]
- Magnum® PRO Curve™ 300 Gun Ready-Pak® (K2951-2-6-45)
- Harris® Flowmeter/Regulator and Hose Kit (3100211)
- Work Lead (K1803-3)
- PTA-17F TIG Torch Ready-Pak (12.5 ft, 1 pc.) (K1782-14)
- Foot Amptrol™ - 25 ft. (7.6m), 12-pin (K870-2)
- Stick Electrode Holder, Cable (w/ Twist Mate) (K2374-1)
- 0.035/0.045 in. (0.9/1.1 mm) Combination V-Groove Drive Rolls (Included in Wire Drive Assembly) (KP1696-1)

Power Wave® S350

Base Model [K2823-3]

- Input Power Cord, 10 ft. (3.0 m)

Steel Ready-Pak® Package [K3005-3]

- Power Wave® S350 (K2823-3)
- Power Feed® 84 Bench Model (K3328-13)
- 0.035 in. (0.9 mm) and 0.040-0.045 in. (1.0-1.1 mm) Drive Roll & Wire Guide Kits (KP1505-035S, KP1505-045S)
- Magnum® PRO Curve™ 400 Gun Pkg., 15 ft. (4.5 m) (K2952-2-10-45)
- Work & Wire Feeder Power Cables Pkg. (K1803-2)
- Inverter and Wire Feeder Cart (K3059-4)
- Harris® Gas Regulator/Flowmeter & 10 ft. (3.0 m) Hose Kit (3100211)

Air-Cooled Magnum® PRO Pistol Grip Aluminum 25 ft. (7.6 m) One-Pak® Package [K3553-1]

- Power Wave® S350 (K2823-3)
- Power Feed® 25M for Aluminum (K4191-1)
- Inverter and Wire Feeder Cart (K3059-4)
- Harris® Aluminum Flow/Regulator (3100546)
- Magnum® PRO AL Pistol Grip Push/Pull Air-Cooled Gun w/25 ft. (7.6 m) Cable (K3478-2)
- Various Magnum® Gun Accessories
- Work & Wire Feeder Power Cable Pkg. (K1803-2)
- ArcLink® Cable 8 ft. (2.4 m) (K1543-8)

Water-Cooled Magnum® PRO Pistol Grip Aluminum 25 ft. (7.6 m) One-Pak® Package [K3554-1]

- Power Wave® S350 (K2823-3)
- Power Feed® 25M for Aluminum (K4191-1)
- Inverter and Wire Feeder Cart (K3059-4)
- Harris® Aluminum Flow/Regulator (3100546)
- Magnum® PRO AL Pistol Grip Push/Pull Water-Cooled Gun w/25 ft. (7.6 m) Cable (K3479-2)
- CoolArc® 55 Aluminum Water Cooler (K3086-1)
- Magnum Pro Coolant (KP3379-4)
- Various Magnum® Gun Accessories
- Work & Wire Feeder Power Cable Pkg. (K1803-2)
- ArcLink® Cable 8 ft. (2.4 m) (K1543-8)



Shown:
Power Wave® 300C
Education Ready-Pak® Pkg.



Shown:
Power Wave® S350/Power Feed® 25M
w/Air-Cooled Magnum® PRO Gun
Aluminum One-Pak® Pkg.

¹Power Wave S350 Aluminum Air-Cooled Ready-Pak® and One-Paks® include the following accessories:

Drive Roll Kits; Diffusers; Nozzles; Tips; Liners; Work Lead Package. (K4184-5 Advanced Module One-Pak® also includes: Foot Pedal, TIG Torch and TIG Kit).

Power Wave® S350 Aluminum Water-Cooled One-Paks® include the following accessories: Drive Roll Kits, Coolant, Tips, Liners, Work Lead Package.



WARNING: Cancer and Reproductive Harm -www.P65Warnings.ca.gov

What's Included

Base Model/Unit Includes » Some base models include a set of specific standard accessories

One-Pak® Packages » Assembly required

Ready-Pak® Packages » Fully assembled

Power Wave® S500

Power Feed® 84 One-Pak® Package (K3186-2)

- Power Wave® S500 (K2904-1)
- Power Feed® 84 Bench Model (K3328-13)
- 0.040-0.045 (1.0-1.1 mm) Drive Roll & Wire Guide Kit (KP1505-045S)
- Work Lead Package (K2149-1)
- Harris® Gas Regulator/Flowmeter & 10 ft. (3.0 m) Hose Kit (3100211)
- Magnum® PRO Curve 400 Gun Pkg., 15 ft. (4.5 m) (K2952-2-10-45)
- Weld Cable, 10 ft. (3.0 m) (K1842-10)

Power Feed® 84 Ready-Pak® Package (K3187-2)

- Everything listed above (K3186-2)
- Inverter & Wire Feeder Cart (K3059-4)
- Cart Mounting Bracket (K4068-1)

HyperFill™ Single Feeder Ready-Pak® Package (K4650-2)

- Power Wave® S500 (K2904-1)
- Power Feed® 84 Wire Feeder (K3328-3)
- Cool Arc® 55 Water Cooler (K3086-1)
- Magnum® PRO Water-Cooled 500A Gun (K4522-2-10-45)
- 7 ft. (2.1 m) Water Hose Kit (K4544-7)
- HyperFill™ Dual Reel Cart Kit (K4630-1)
- 4-Ball Inlet Guide (K1551-2)
- HyperFill™ 0.035-0.040 (0.9-1.0 mm) Drive Roll Kit (KP4388-1)
- HyperFill™ Diffuser (KP4481-1)
- HyperFill™ 0.035 (0.9 mm) Contact Tip (KP4482-035)
- 1/8 in. (3.2 mm) Recess Nozzle (KP4523-1-75R)
- 15 ft. (4.6 m), 5/64 in. (2.0 mm) Liner (KP44-564-15)
- Work Lead Package (K2149-1)
- Electrode Cable (K1842-10)
- ArcLink® Cable (K1543-8)
- Inverter and Wire Feeder Cart (K3059-4)

HyperFill™ Dual Feeder Ready-Pak® Package (K4650-1)

- Power Wave® S500 (K2904-1)
- Power Feed® 84 Dual Wire Feeder (K3330-3)
- Cool Arc® 55 Water Cooler (K3086-1)(1)
- Magnum® PRO Water-Cooled 500A Gun (K4522-2-10-45)
- 7 ft. (2.1 m) Water Hose Kit (K4544-7)
- HyperFill™ Dual Reel Cart Kit (K4630-1)
- 4-Ball Inlet Guide (K1551-2)
- HyperFill™ 0.035-0.040 (0.9-1.0 mm) Drive Roll Kit (KP4388-1)
- HyperFill™ Diffuser (KP4481-1)
- HyperFill™ 0.035 (0.9 mm) Contact Tip (KP4482-035)
- 1/8 in. (3.2 mm) Recess Nozzle (KP4523-1-75R)
- 15 ft. (4.6 m), 5/64 in. (2.0 mm) Liner (KP44-564-15)
- Standard Duty Wire Reel Stand (K3342-1)
- Magnum® PRO Curve™ 300A Gun (K2951-2-10-45)
- Standard 0.040-0.045 (1.0-1.1 mm) Drive Roll Kit (KP1505-045S)
- Work Lead Package (K2149-1)
- Electrode Cable (K1842-10)
- ArcLink® Cable (K1543-8)
- Inverter and Wire Feeder Cart (K3059-4)

Power Wave® STT® Module

Base Model (US/International) (K2902-1)

- Power Source Output Pigtail Adapter Cable (Tweco®-style)
- Remote Voltage Sense Lead, 25 ft. (3.7 m)

Power Wave® Advanced Module

Base Model (K3685-1)

- Power Source Output Pigtail Adapter Cable (Tweco®-style)
- 25 ft. (7.6 m) Remote Voltage Sense Lead
- ArcLink® Output Receptacle
- Differential Input and Output (Sync Tandem Output)
- Shielding Gas Input



Shown:
HyperFill™ Dual Feeder Single Bottle
Cart Ready-Pak®

¹Power Wave S350 Aluminum Air-Cooled Ready-Pak® and One-Paks® include the following accessories:

Drive Roll Kits, Diffusers, Nozzles, Tips, Liners, Work Lead Package. (K4184-5 Advanced Module One-Pak® also includes: Foot Pedal, TIG Torch and TIG Kit).

Power Wave® S350 Aluminum Water-Cooled One-Paks® include the following accessories: Drive Roll Kits, Coolant, Tips, Liners, Work Lead Package.



WARNING: Cancer and Reproductive Harm -www.P65Warnings.ca.gov

What's Included

Base Model/Unit Includes » Some base models include a set of specific standard accessories

One-Pak® Packages » Assembly required

Ready-Pak® Packages » Fully assembled

Power Wave® S500, APEX® 30M

APEX® 30M S500 Ready-Pak® K52165-2

- Power Wave® S500 K2904-1
- APEX® 30M Portable Controller and Feeder K52160-1
- HELIX® M85 Weld Held K52101-1
- APEX® 3 Series MIG Pendant K52113-1
- 550A Gun Assembly K52106-15
- APEX® 30M System Cart K52166-1
- HELIX® Control Cable K52107-15
- Pendant Cable K52130-25
- ArcLink® Cable K1543-8
- Power Cable M24307-96

Power Wave® S500, APEX® 30S

APEX® 30S HELIX® M85 MIG Ready-Pak® K52257-1

- Power Wave® S500 K2904-1
- APEX® 30S Mechanized Controller K52217-1
- HELIX® M85 Weld Held 52101-1
- HELIX® SF70A-1 Onboard Wire Feeder K52230-1
- APEX® 3 Series MIG Pendant K52113-1
- 550A Gun Assembly K52223-25C
- Inverter Wire Feeder Cart K3059-4
- Pendant Cable K52130-25

APEX® 30S HELIX® M45 MIG Ready-Pak® K52264-1

- Power Wave® S500 K2904-1
- APEX® 30S Mechanized Controller K52217-1
- HELIX® M45 Weld Held K52224-1
- HELIX® SF70A-1 Onboard Wire Feeder K52248-1
- APEX® 3 Series MIG Pendant K52113-1
- 550A Gun Assembly K52250-25C
- Cool Arc® 55 S Water Cooler K3086-2
- Inverter Wire Feeder Cart K3059-4
- Pendant Cable K52130-25

APEX® 30S HELIX® M85 TIG Ready-Pak® K52260-1

- Power Wave® S500 K2904-1
- APEX® 30S Mechanized Controller K52217-1
- HELIX® M85 Weld Held K52101-1
- HELIX® SF70A-1 Onboard Wire Feeder K52230-1
- APEX® 3 Series TIG Pendant K52216-1
- 500A Mechanized TIG Torch Assembly K52229-25C
- Torch Holder Assembly K52222-138
- Wire Manipulator Assembly K52231-1
- Wire Guide Torch Clamp Kit K52232-1
- Cool Arc® 55 S Water Cooler K3086-2
- Inverter Wire Feeder Cart K3059-4
- Pendant Cable K52130-25

APEX® 30S M45 TIG Ready-Pak® K52265-1

- Power Wave® S500 K2904-1
- APEX® 30S Mechanized Controller K52217-1
- HELIX® M45 Weld Held K52224-1
- HELIX® SF70A-1 Onboard Wire Feeder K52248-1
- APEX® 3 Series TIG Pendant K52216-1
- 500A Mechanized TIG Torch Assembly K52249-25C
- Wire Manipulator Assembly K52254-1
- Cool Arc® 55 S Water Cooler K3086-2
- Inverter Wire Feeder Cart K3059-4
- Pendant Cable K52130-25

Power Wave® S500, APEX® 30S Hot Wire TIG

APEX® 30S M85 Hot Wire TIG Ready-Pak® K52266-1

- Power Wave® S500 K2904-1
- Power Wave® Advanced Module K3685-1
- APEX® 30S Mechanized Controller K52217-1
- HELIX® M85 Weld Held K52101-1
- HELIX® SF70A-1 Onboard Wire Feeder K52230-1
- APEX® 3 Series TIG Pendant K52216-1
- 500A Mechanized TIG Torch Assembly K52229-25C
- Torch Holder Assembly K52222-138
- Wire Manipulator Assembly K52231-1
- Wire Guide Torch Clamp Kit K52232-1
- Cool Arc® 55 S Water Cooler K3086-2
- APEX® Lift Cart K52236-1
- Pendant Cable K52130-25
- ArcLink® Cable K1543-8
- Hot Wire TIG Sense Lead Adapter K52228-1
- Hot Wire TIG Weld Cable M23131-28

APEX® 30S M45 Hot Wire TIG Ready-Pak® K52267-1

- Power Wave® S500 K2904-1
- Power Wave® Advanced Module K3685-1
- APEX® 30S Mechanized Controller K52217-1
- HELIX® M45 Weld Held K52224-1
- HELIX® SF70A-1 Onboard Wire Feeder K52248-1
- APEX® 3 Series TIG Pendant K52216-1
- 500A Mechanized TIG Torch Assembly K52249-25C
- Wire Manipulator Assembly K52254-1
- Cool Arc® 55 S Water Cooler K3086-2
- APEX® Lift Cart K52236-1
- Pendant Cable K52130-25
- ArcLink® Cable K1543-8
- Hot Wire TIG Sense Lead Adapter K52228-1
- Hot Wire TIG Weld Cable M23131-28



Shown:
APEX® 30M S500 Ready-Pak®



Shown:
APEX® 30S HELIX® M85
TIG Ready-Pak®



HELIX® Tracks are available for flat
plate, orbital OD and ID pipe welding -
See literature E9.67

¹Power Wave® S350 Aluminum Air-Cooled Ready-Pak® and One-Paks® include the following accessories:

Drive Roll Kits, Diffusers, Nozzles, Tips, Liners, Work Lead Package. (K4184-5 Advanced Module One-Pak® also includes: Foot Pedal, TIG Torch and TIG Kit).

Power Wave® S350 Aluminum Water-Cooled One-Paks® include the following accessories: Drive Roll Kits, Coolant, Tips, Liners, Work Lead Package.



WARNING: Cancer and Reproductive Harm - www.P65Warnings.ca.gov

Accessories

Product Name	Product No.				
		Base Model	Power Wave® C300	Power Wave® S350	Power Wave® S500
GENERAL					
Canvas Cover	K2378-1	•			
Understorage Cart	K2734-2	•			
Inverter and Wire Feeder Cart	K1764-1		•	•	
Inverter and Wire Feeder Cart	K3059-4		•	•	
Dual Cylinder Inverter and Wire Feeder Cart	K3059-5		•	•	
12-pin to 6-pin Adapter Cable	K2909-1	•	•	•	•
12-pin to 7-pin Adapter Cable	K2910-1	•			
Cool Arc® 40 Water Cooler 115/150/60	K1813-1	•	•	•	•
Cool Arc® 55	K3086-1		•	•	•
Cool Arc® 55 S	K3086-2		•	•	•
S-Series User Interface Kit	K3001-2		•	•	
Power Wave® STT® Module	K2902-2		•	•	
115V Auxiliary Power Kit	K2829-1		•		
DeviceNet™ Kit	K2827-1			•	
CE Filter	K2444-4				•
Tweco® -Style Adapter Plug	K2946-1		•		
Sense Lead Kit, 25 ft. (7.6 m)	K940-25	•	•	•	•
Sense Lead Kit, 75 ft. (22.9 m)	K940-75	•	•	•	•
Heavy Duty Process Sense Lead, 50 ft. (15.2 m)	K1811-50		•	•	•
Heavy Duty Process Sense Lead, 100 ft. (30.5 m)	K1811-100		•	•	•
Work Lead Package	K2149-1			•	•
Coaxial Weld Power Cable (350A), 25 ft. (7.6 m)	K1796-25			•	•
Coaxial Weld Power Cable (350A), 50 ft. (15.2 m)	K1796-50			•	•
Coaxial Weld Power Cable (300A), 75 ft. (22.9 m)	K1796-75			•	•
Coaxial Weld Power Cable (300A), 100 ft. (30.5 m)	K1796-100			•	•
Coaxial Weld Power Cable (#1, Lug to Lug), 100 ft. (30.5 m)	K2593-100			•	•

• Optional

Accessories

Product Name	Product No.				
		Base Model	Power Wave™ C300	Power Wave™ S350	Power Wave™ S500
TIG					
TIG Torches (See E12.150 or Guns and Torches Section)	—	•	•	•	•
Foot Amptrol™ 12-pin	K870-2	•	•	•	
Hand Amptrol™ 12-pin	K963-4	•	•	•	
TIG Torch Twist Mate™ to Stud Adapter Cable, 2 ft. (0.61 m) Gas Hose	K2505-3	•			
Tweco® Air-Cooled Adapter	K1622-6		•		
Tweco®-Style Cam Lock Adapter, 26 Series Torches	K960-3		•		
Tweco®-Style Cam Lock Adapter, 17 Series Torches	K960-4		•		
WIRE FEEDER					
Fast-Mate™ Adapter	K489-B	•			
Drive Roll Kit, 0.035 in. (0.9 mm) Aluminum	KP1695-035A	•			
Drive Roll Kit, 3/64 in. (1.2 mm) Aluminum	KP1695-3/64A	•			
Power Feed® 25M, Power Feed® 84	—		•	•	•
AutoDrive® 19 Controller	K3004-2		•	•	•
AutoDrive® 19 Tandem Controller	K3171-1			•	•
AutoDrive® 5	K4303-2			•	•
AutoDrive® SA Push Feeder™	K4444-1			•	•
AutoDrive® SA Push Feeder™	K4445-1			•	•
Power Wave® STT® Module (US/International)	K2902-1		•	•	
Power Wave® STT® Module (CE)	K2921-1		•	•	
Power Wave® Advanced Module	K3685-1		•	•	
Water Cooler Hoses (CGA to CGA)	K1859-2	•	•	•	•
Water Connection Kit	K590-6				•


• Optional

Accessories

Product Name	Product No.	Power Wave			
		Base Model	Power Wave® C300	Power Wave® S350	Power Wave® S500
MIG					
Magnum® PRO AL FC 225 Air 12-Pin Front Trigger Push-Pull Guns					
12-pin, 15 ft. (4.5 m)	K4797-1	•	•	•	•
12-pin, 25 ft. (7.6 m)	K4797-2	•	•	•	•
12-pin, 35 ft. (10.6 m)	K4797-3	•	•	•	•
12-pin, 50 ft. (15.2 m)	K4797-4	•	•	•	•
Magnum® PRO AL FC 450 Water 12-Pin Front Trigger Push-Pull Guns					
12-pin, 15 ft. (4.5 m)	K4798-1		•	•	•
12-pin, 25 ft. (7.6 m)	K4798-2		•	•	•
12-pin, 35 ft. (10.6 m)	K4798-3		•	•	•
12-pin, 50 ft. (15.2 m)	K4798-4		•	•	•
Magnum® PRO AL Pistol Grip Air-Cooled Push-Pull Guns					
12-pin, 15 ft. (4.5 m)	K3478-1	•	•	•	•
12-pin, 25 ft. (7.6 m)	K3478-2	•	•	•	•
12-pin, 35 ft. (10.7 m)	K3478-3	•	•	•	•
Magnum® PRO AL Pistol Grip Water-Cooled Push-Pull Guns					
12-pin, 15 ft. (4.5 m)	K3479-1		•	•	•
12-pin, 25 ft. (7.6 m)	K3479-2		•	•	•
Cougar™ Air-Cooled Push-Pull Gun, 7-pin, 25 ft. (7.6 m)	K2704-2	•			
Cougar™ Air-Cooled Push-Pull Gun, 7-pin, 50 ft. (15.2 m)	K2704-3	•			
SPOOL GUN					
Magnum® PRO 250LX™ GT Spool Gun	K3569-2	•			
Magnum® 250LX™ Spool Gun Control Cable Extension, 25 ft. (7.6 m)	K2519-1	•			
2-YEAR EXTENDED WARRANTY AVAILABLE	—	•	•	•	•

For more information on our Extended Warranty program, visit www.lincolnelectric.com/warranty

• Optional



MULTI-OPERATOR WELDING SYSTEMS

MODEL				PROCESS							INPUT		FEATURES		
	Mode	Polarity	Current Range (Amps)	Stick	TIG	MIG	Pulsed	Flux-Cored	Submerged Arc	Arc Gouge	Phase	Hertz	Touch-Start TIG [®]	One Disconnect Switch	IP23 Rated
RACK SYSTEMS															
															IP23S
Flextec [®] 350X	CC/CV	DC	5-425	●	●	●		●		●	3	50/60	•		•
Flextec [®] 350X PowerConnect [®]	CC/CV	DC	4-425	●	●	●	●	●		●	3	50/60	•		•
Flextec [®] 500X	CC/CV	DC	5-500	●	●	●	●	●		●	3	50/60	•		•
Flextec [®] 650X	CC/CV	DC	40-815	●	●	●		●	●	●	3	50/60	•		•
Inverterc [®] V276	CC	DC	5-275	●	●					●	3	50/60	•		•
MULTI-ARC SYSTEM															
Dual Maverick™ 200/200X	CC/CV	DC	30-450	●	●	●		●		●	NA	NA			•

KEY: ● Excellent ● Good ● Optional

Flextec® 350X Inverter Racks

Simple. Reliable. Flexible.

- Ready for DC stick, DC TIG, MIG and flux-cored welding
- Available 4 and 6 pack configurations
- Power sources connect to one easy outgoing power drop with a common disconnect switch
- Individual fuses provide overcurrent protection for each power source
- Two overhead lift eyes, standard fork lift slots and optional casters provide easy maneuverability



Processes

- Stick
- TIG
- MIG
- Flux-Cored
- Gouging

Output



Input



Literature

E5.92

Product Name	Output Connection	Product Number	Input Power Voltage/Phase/Hz	Rated Output: Current/Voltage/Duty Cycle ⁽¹⁾	Input Current @ Rated Output	Output Range	H x W x D in (mm)	Net Wt. lb (kg)
Flextec® 350X 4-Pack Compact Expandable Rack Standard Model	Tweco®	K3403-2	380/460/575/3/50/60	350A/34V/60% 300A/32V/100%	74/68/68 (4-Pack) 125/113/113 (8-Pack)	5-425A	59.72 x 37.5 x 32.88 [1516 x 952 x 835]	620 [281]
6-Pack Rack Standard Model	Tweco®	K4281-1			100/90/90A		71.22 x 48 x 35.5 [1809 x 1219 x 902]	650 [294]
4-Pack Compact Expandable Rack Construction Model	Tweco®	K3402-2			74/68/68 (4-Pack) 125/113/113 (8-Pack)		59.72 x 37.5 x 32.88 [1516 x 952 x 835]	620 [281]
6-Pack Rack Construction Model	Tweco®	K4277-1			74/68/68		71.22 x 48 x 35.5 [1809 x 1219 x 902]	650 [294]

⁽¹⁾Based on a 10 minute period. Output is for each individual machine.

WARNING: Cancer and Reproductive Harm -www.P65Warnings.ca.gov

Flextec® 350X PowerConnect® Inverter Racks

Simple. Reliable. Flexible.

- Runs on any input voltage 200-600VAC
- Multi process machine capable of pulse welding.
- Available 4 and 6 pack configurations
- Power sources connect to one easy outgoing power drop with a common disconnect switch
- Individual fuses provide overcurrent protection for each power source
- Two overhead lift eyes, standard fork lift slots and optional casters provide easy maneuverability



Processes

- Stick
- TIG
- MIG
- Pulsed MIG
- Flux-Cored
- Gouging

Output



Input



Literature

E5.92

Product Name	Output Connection	Product Number	Input Power Voltage/Phase/Hz	Rated Output: Current/Voltage/Duty Cycle ⁽¹⁾	Input Current @ Rated Output	Output Range	H x W x D in (mm)	Net Wt. lb (kg)
Flextec® 350X PowerConnect® 4-Pack Rack	Tweco®	K4726-1	350A/34V/60% 300A/32V/100%	200/230/380/460/575/ 3/50/60	131/118/68/57/46	5-425	59.72x37.5x32.88 [1516x952x835]	644 [293]
6-Pack Rack	Tweco®	K4727-1			175/157/91/76/61		71.22x48x35.5 [1809x1219x902]	699 [317]

⁽¹⁾Based on a 10 minute period. Output is for each individual machine.

WARNING: Cancer and Reproductive Harm -www.P65Warnings.ca.gov

Flextec® 500X Inverter Racks

Faster Setup, More Arc Time

- Ready for DC stick, DC TIG, MIG and flux-cored welding and arc gouging
- Available 4 and 6 pack configurations
- Power sources connect to one easy outgoing power drop with a common disconnect switch
- Individual fuses provide overcurrent protection for each power source
- Two overhead lift eyes, standard fork lift slots and optional casters provide easy maneuverability



Processes

- Stick
- TIG
- MIG
- Pulsed MIG
- Flux-Cored
- Gouging

Output



Input



Literature

E5.92

Product Name	Output Connection	Product Number	Input Power Voltage/Phase/Hertz	Rated Output: Current/Voltage/Duty Cycle ⁽¹⁾	Input Current @ Rated Output	Output Range	H x W x D in (mm)	Net Wt. lb (kg)
Flextec® 500X 4-Pack Rack	Stud	K4466-1	380/460/575/3/50/60	500A/40V/60% 450A/38V/100%	103/75/61A	5-500A	71.22 x 36 x 35.5 (1809 x 914 x 902)	800 (363)
6-Pack Rack	Stud	K4465-1			138/100/81A		71.22 x 48 x 35.5 (1809 x 1219 x 902)	1100 (499)

⁽¹⁾Based on a 10 minute period. Output is for each individual machine.

WARNING: Cancer and Reproductive Harm -www.P65Warnings.ca.gov

Flextec® 650X Inverter Racks

Simple Operation, Advanced Gouging Power

- Handles DC stick, DC TIG, MIG, Flux-Cored and Gouging
- Available 4 pack configuration
- Power sources connect to one easy outgoing power drop with a common disconnect switch
- Individual fuses provide overcurrent protection for each power source
- Two overhead lift eyes, standard fork lift slots and optional casters provide easy maneuverability



Processes

- Stick
- TIG
- MIG
- Flux-Cored
- Gouging

Output



Input



Literature

E5.92

Product Name	Output Connection	Product Number	Input Power Voltage/Phase/Hertz	Rated Output: Current/Voltage/Duty Cycle ⁽¹⁾	Input Current @ Rated Output	Output Range	H x W x D in (mm)	Net Wt. lb (kg)
Flextec® 650X 4-Pack Rack	Stud	K3510-1	380/460/575/3/50/60	650A/44V/100% 750A/44V/60%	202/167/105A	10-815A	71.22 x 37 x 35.32 (1809 x 940 x 897)	950 (431)

⁽¹⁾Based on a 10 minute period. Output is for each individual machine.

WARNING: Cancer and Reproductive Harm -www.P65Warnings.ca.gov

Invertec® V276 Inverter Racks

Simple. Reliable. Flexible.

- One easy connection – Allows power sources to be connected with one primary power drop
- Available 4 and 8 pack configurations
- Power sources connect to one easy outgoing power drop with a common disconnect switch
- Individual fuses provide overcurrent protection for each power source
- Two overhead lift eyes, standard fork lift slots and optional casters provide easy maneuverability



Processes

- Stick
- TIG
- Gouging

Output



Input



Literature

E5.92

Product Name	Output Connection	Product Number	Input Power Voltage/Phase/Hertz	Rated Output: Current/Voltage/Duty Cycle ¹⁾	Input Current @ Rated Output	Output Range	H x W x D in (mm)	Net Wt. lb (kg)
Invertec® V276 4-Pack Rack	Tweco®	K4869-1	208/230/460/575/3/60	275A/31V/35% 250A/30V/60% 200A/28V/100%	96/89/46/39A	20-275	59-72 x 37.5 x 32.88 (1516 x 952 x 835)	644 (292)
		K4869-2					58 x 42 x 29 (1474 x 1067 x 737)	750 (341)

WARNING: Cancer and Reproductive Harm -www.P65Warnings.ca.gov

Dual Maverick™ 200/200X

Harness the Power of Two

- Two welders powered by one diesel engine to save space and reduce maintenance
- Features CrossLinc® Technology to help improve jobsite safety, quality and productivity
- Variable speed RPM and Auto Stop/Start features lower fuel consumption
- Quiet machine - Only 69 dBA with two operators running 1/8 in. Excalibur® 7018 MR electrodes



Processes

- Stick
- TIG
- MIG
- Flux-Cored
- Gouging

Output



Input



Literature

E6.52.1

Product Name	Product Number	Rated Output @104°F [40°C]	Output Range	Engine	No. of Cylinders	HP & Speed (rpm)	H x W x L in (mm)	Net Wt. lb (kg)
Dual Maverick™ 200/200X	K4382-1	Single Mode: 450A/24.5V/60% 335A/33.4V/60% 290A/31.6V/100% Dual Mode:	Single Mode: 50-450A DC Dual Mode: 30-225A DC	Kubota D902 Tier 4 Final Compliant	3	24.8 @ 3600	36.9 x 28.23 x 65.1 (937 x 719 x 1654)	1160 (526)
Ready-Pak® Pkg. 1	K4382-1-RP1	225A/24.5V/60% 200A/28V/60%	1-Ph/AC Power: 10,000 watts					—
Ready-Pak® Pkg. 3	K4382-1-RP3	170A/26.8V/100%						—

WARNING: Cancer and Reproductive Harm -www.P65Warnings.ca.gov

What's Included

Base Model/Unit Includes » Some base models include a set of specific standard accessories

One-Pak® Packages » Assembly required

Ready-Pak® Packages » Fully assembled

Dual Maverick™ 200/200X

Ready-Pak® Package 3 (K4382-1-RP3)

- Dual Maverick™ 200/200X (K4382-1)
- Medium 2-Wheel Road Trailer and Duo-Hitch® Ball/Lunette Eye Hitch
- Fender and Light Kit
- Cable Rack

Ready-Pak® Package 1 (K4382-1-RP1)

- Includes everything in Package 3 (K4382-1-RP3)
- Electrode Cable 3/0, two 50 ft. (15.2 m) lengths
- Electrode Cable 3/0, 10 ft. (3.0 m)
- Work Cable 3/0, 50 ft. (15.2 m)
- Cable Connectors, qty. 2
- 400A Electrode Holder
- 500A Work Clamp



Accessories

Product Name	Product No.	Flextec® 350X		Flextec® 350X PowerConnect®		Flextec® 500X		Flextec® 650X		Invertec® V276	Dual Maverick™ 200/200X
		4-Pack Rack Standard	6-Pack Rack Standard	4-Pack Rack Construction	6-Pack Rack Construction	4-Pack Rack	6-Pack Rack	4-Pack Rack	6-Pack Rack	4-Pack Rack	8-Pack Rack
GENERAL											
LC-40, Tweco® Style Plug (male, 1/0 Thru 2/0)	K3416-70	•	•	•	•	•	•			•	•
LC-40, Tweco® Style Receptacle (female, 1/0 Thru 2/0)	K3417-70	•	•	•	•	•	•			•	•
LC-40HD, Tweco® Style Plug (male, 3/0 Thru 4/0)	K3416-90	•	•	•	•	•	•			•	•
LC-40HD, Tweco® Style Receptacle (female, 3/0 Thru 4/0)	K3417-90	•	•	•	•	•	•			•	•
Remote Output Control, 6-pin, 25 ft. (7.6 m)	K857									•	•
Remote Output Control, 6-pin, 100 ft. (30 m) (Compatible with Flextec's with addition of K2909-1, 12-pin to 6-pin adapter cable)	K857-1									•	•
Remote output control, 12-pin, 25 ft. (7.6 m)	K857-2	•	•	•	•	•	•	•	•		
Remote output control, 12-pin, 100 ft. (30 m)	K857-3	•	•	•	•	•	•	•	•		
CrossLine® Remote	K4345-1	•	•	•	•	•	•	•	•		•
Flextec® 350X 4-Pack to 8-Pack Rack Conversion Kit (included with full rack system)	K3410-1	•		•		•					
Flextec® 350X Locking Foot Kit (included with full rack system)	K4424-1	•	•	•	•	•	•				
Caster Kit	K2665-1	•	•	•	•	•	•	•	•	•	•
WIRE FEEDER											
LN-25X™ Wire Feeders	—	•	•	•	•	•	•	•	•	•	•
Activ8X® Wire Feeders		•	•	•	•	•	•	•	•	•	•

Tweco® is a registered trademark of Victor Technologies International, Inc.
For more information on our Extended Warranty program, visit www.lincolnelectric.com/warranty

• Optional



ENGINE DRIVES: COMMERCIAL

MODEL	OUTPUT				PROCESS							FEATURES													
	Mode	Polarity	Current Range (Amps)	AC Generator Power ⁽¹⁾ (watts)	Stick	Pipe	DC TIG Scratch Start	Touch Start TIG ⁽²⁾	AC TIG	MIG	Flux-Cored	Arc Gauge in (mm)	Reactor Technology	Chopper Technology ⁽³⁾	Tube Frame	Enclosed Case	Electric Fuel Gauge	Remote Capable	Downhill Pipe Mode	Arc Force Control	Hot Start	Digital Meters	Digital User Interface	Maintenance Screen	
GASOLINE																									
Bulldog[®] 5500	CC	AC	70-140 AC	5,500 S 4,000 C	●								•	•											
Outback[®] 145	CC	DC	50-145 DC	4,750 P 4,250 C	●								•	•											
Outback[®] 185	CC	DC	50-185 DC	5,700 P 5,200 C	●								•	•											
Ranger[®] 225	CC/ CV	DC	50-225 DC	10,500 P 9,000 C	●	●			●	●			•		•										
Ranger[®] 250 GXT	CC/ CV	AC/ DC	50-250 DC 50-250 AC	11,000 P 10,000 C	●	●		●	●	●	3/16 (4.8)		•		•	•	•								
Ranger[®] 260MPX™	CC/ CV	DC	20-260 DC 20-255 DC TIG	10,000 P 9,500 C	●				●	●	3/16 (4.8)		•		•	•	•					•	•	•	
Ranger[®] 305 G and Ranger[®] 305 G EFI	CC/ CV	DC	20-305 DC 40-300 DC Pipe 20-250 DC TIG	10,500 P 9,500 C	●	●		●	●	●	3/16 (4.8)		•		•	•	•	•	•	•	•	•	•	•	
Ranger[®] 330MPX™	CC/ CV	DC	20-330 DC 40-330 DC Pipe 20-325 DC TIG	11500 P 10000 C	●	●		●	●	●	3/16 (4.8)		•		•	•	•	•	•	•	•	•	•	•	•
LIQUID PROPANE GAS																									
Ranger[®] 305 LPG	CC/ CV	DC	20-300 DC 40-300 DC Pipe 20-250 DC TIG	10,000 P 9,000 C	●	●		●	●	●	3/16 (4.8)		•		•	•	•	•	•	•	•	•	•	•	•

KEY: ● Excellent ● Good ● Optional

Bulldog® 5500

The Stick Welder's Best Friend –
Engine-Driven Welder

- AC welding with up to 1/8 in. (3.2 mm) stick electrode
- Low-Lift™ grab bars provide leverage for lifting on and off truck beds
- Rugged tube frame for sturdy protection
- 4,000 watts of continuous AC generator power



Processes

- Stick

Output



Input



Literature

E6.32

Product Name	Product Number	Rated Output: Current/Voltage/Duty Cycle	Output Range	Engine	# of Cyl.	HP & Speed (rpm)	H x W x D in (mm)	Net Wt. lb (kg)
Bulldog® 5500	K2708-2	125A AC/20V/30% 100A AC/25V/60%	70-140A AC 5,500 W surge 4,000 W continuous	Kohler® CH395	1	9.5 @ 3600	25.6 x 21.8 x 31.5 (651 x 553 x 800)	198 (90)

WARNING: Cancer and Reproductive Harm -www.P65Warnings.ca.gov

Outback® 145

Built for The Great Outdoors

- DC welding with up to 1/8 in. (3.2 mm) stick electrode
- Low-Lift™ grab bars provide leverage for lifting on and off truck beds
- Rugged tube frame for sturdy protection
- 4250 watts of continuous AC generator power



Processes

- Stick

Output



Input



Literature

E6.65

Product Name	Product Number	Rated Output: Current/Voltage/Duty Cycle	Output Range	Engine	# of Cyl.	HP & Speed (rpm)	H x W x D in (mm)	Net Wt. lb (kg)
Outback® 145	K2707-2	80A DC/25V/100% 100A DC/25V/60% 125A DC/25V/30%	50-145A DC 4,750 W peak 4,250 W continuous	Kohler® CH395	1	9.5 @ 3600	25.6 x 21.8 x 31.5 (651 x 553 x 800)	234 (106)

WARNING: Cancer and Reproductive Harm -www.P65Warnings.ca.gov

Outback® 185

Unleash the Power

- DC welding with up to 5/32 in. (4.0 mm) stick electrode
- Low-Lift™ grab bars provide leverage for lifting on and off truck beds
- Rugged tube frame for sturdy protection
- 5,200 watts of continuous AC generator power



Processes

- Stick

Output



Input



Literature

E6.70

Product Name	Product Number	Rated Output: Current/Voltage/Duty Cycle	Output Range	Engine	# of Cyl.	HP & Speed (rpm)	H x W x D in (mm)	Net Wt. lb (kg)
Outback® 185	K2706-2	100A DC/25V/100% 130A DC/25V/60% 150A DC/25V/20%	50-185A DC 5,700 W peak 5,200 W continuous	Kohler® CH440	1	14 @ 3600	25.6 x 21.8 x 31.5 (651 x 553 x 800)	295 (134)

WARNING: Cancer and Reproductive Harm -www.P65Warnings.ca.gov

Ranger® 225

Arm Yourself with The Right Welder For The Job

- Totally enclosed case protects the engine and limits noise
- Up to 225 amps of smooth DC welding output
- 9,000 watts of continuous AC generator power
- 12 gallon (45 L) tank for extended run times



Processes

- Stick
- TIG
- MIG
- Flux-Cored

Output



Input



Literature

E6.89

Product Name	Product Number	Rated Output: Current/Voltage/Duty Cycle	Output Range	Engine	# of Cyl.	HP & Speed (rpm)	H x W x D in (mm)	Net Wt. lb (kg)
Ranger® 225	K2857-1	225A DC CC/25V/40% 210A DC CC/25V/100% 200A DC CV/20V/100%	50-225A DC 15-25V CV 10,500 W peak 9,000 W continuous	Kohler® OHV Command® CH235	2	23 @ 3600	29.9 x 21.5 x 42.3 (759 x 546 x 1074) To top of exhaust tube: 36.2 (920)	514 (233)

WARNING: Cancer and Reproductive Harm -www.P65Warnings.ca.gov

Ranger® 250 GXT

Extra Power, Extra Performance

- Totally enclosed case protects the engine and limits noise
- Versatile AC/DC Welding up to 250 amps
- 12 gallon fuel tank for long run times
- 10,000 watts of continuous AC generator power
- Choice of painted or stainless steel



Processes

- Stick
- TIG
- MIG
- Flux-Cored
- Gouging

Output



Input



Literature

E6.96

Product Name	Product Number	Rated Output: Current / Voltage/Duty Cycle	Output Range	Engine	# of Cyl.	HP & Speed (rpm)	H x W x D in (mm)	Net Wt. lb (kg)
Ranger® 250 GXT Base Model	K2382-4	250A AC/DC CC/25V/100% 250A DC CV/25V/100%	50-250A AC/DC 14-28V CV 11,000 W peak 10,000 W continuous	Kohler® OHV Command CH730 (Electric Fuel Pump)	2	23 @ 3600	29.9 x 21.5 x 42.3 [759 x 546 x 1073]	602 [273]
w/ Stainless Steel Roof, Case Sides and Engine Doors	K2382-5						To top of exhaust tube: 36.2 (920)	

WARNING: Cancer and Reproductive Harm -www.P65Warnings.ca.gov

Ranger® 260MPX™

Do More With Less

- Compact size for easy jobsite maneuverability
- 260 Amps of excellent DC Welding
- Easy to use digital user interface equip with Ready.Set.Weld® for a fast set-up
- Low decibel rating for operator comfort and safety
- 9,500 watts of clean continuous AC generator power for at home or on the job



Processes

- Stick
- TIG
- MIG
- Flux-Cored
- Gouging

Output



Input



Literature

E6.105

Product Name	Product Number	Rated Output: Current / Voltage/Duty Cycle	Output Range	Engine	# of Cylinders	HP & Speed (rpm)	H x W x D in (mm)	Net Weight lb (kg)
Ranger® 260MPX™ Base Model	K3458-1	260A DC CC/26V/100% 260A DC CV/26V/100%	20-260 DC 14-40V CV 20-255 DC TIG 10,000 W peak 9,500 W continuous	Kohler® OHV CH730 Electric Fuel Pump	2	23.5 @ 3600	26 x 20 x 36 [660 x 508 x 914]	446 [202]

WARNING: Cancer and Reproductive Harm -www.P65Warnings.ca.gov

Ranger® 305 G

An Engine-Driven Welder for All Seasons

- This portable powerhouse is designed for use with gas-powered equipment fleets
- Excellent DC multi-process welding up to 305 amps
- Equipped with digital weld meters to accurately monitor welding output
- 12 gallon [45 L] tank for extended run times
- 9,500 watts of continuous AC generator power



Processes

- Stick
- TIG
- MIG
- Flux-Cored
- Gouging

Output



Input



Literature

E6.117

Product Name	Product Number	Rated Output: Current/Voltage/Duty Cycle	Output Range	Engine	# of Cyl.	HP & Speed (rpm)	H x W x D in (mm)	Net Wt. lb (kg)
Ranger® 305 G Base Model	K1726-5	305A DC CC/29V/100% 300A DC CV/29V/100%	20-305A DC 40-300A Pipe 20-250A DC TIG 14-29V CV 10,500 W peak 9,500 W continuous	Kohler® OHV Command® CH730 Gas Electric Fuel Pump	2	23 @ 3600	29.9 x 21.5 x 42.3 [759 x 546 x 1074] To top of exhaust tube: 36.2 [920]	510 [231]

WARNING: Cancer and Reproductive Harm -www.P65Warnings.ca.gov

Ranger® 305 G EFI

Fuel-Efficient Engine-Driven Welder/Generator

- Choose the Ranger 305 G EFI (electronic fuel injection) for easier starts in cold weather and lower fuel consumption
- Electric fuel pump helps avoid vapor lock during high-altitude operation
- Excellent DC multi-process welding up to 305 amps
- Equipped with digital weld meters to accurately monitor welding output
- 12 gallon [45 L] tank for extended run times
- 9,500 watts of continuous AC generator power



Processes

- Stick
- TIG
- MIG
- Flux-Cored
- Gouging

Output



Input



Literature

E6.117

Product Name	Product Number	Rated Output: Current/Voltage/Duty Cycle	Output Range	Engine	# of Cyl.	HP & Speed (rpm)	H x W x D in (mm)	Net Wt. lb (kg)
Ranger® 305 G EFI Base Model	K3928-1	305A DC CC/29V/100% 300A DC CV/29V/100%	20-305A DC 40-300A Pipe 20-250A DC TIG 14-29V CV 12,000 W peak 9,500 W continuous	Kohler® OHV Command® ECH740 Gas Electric Fuel Pump Electric Fuel Injection	2	25 @ 3600	29.9 x 21.5 x 42.3 [759 x 546 x 1074] To top of exhaust tube: 36.2 [920]	510 [231]

WARNING: Cancer and Reproductive Harm -www.P65Warnings.ca.gov

Ranger® 330MPX™

Smaller. Smarter. Quieter. More Powerful.

- 330 Amps of DC welding output to tackle any job
- Compact size for easy jobsite maneuverability
- Easy-to-Use digital user interface with advanced welding technology
- Low decibel rating for operator comfort and safety
- 10,000 watts of clean continuous AC generator power
- Features Crossline® Technology to help improve jobsite safety, quality and productivity



Processes

- Stick
- TIG
- MIG
- Flux-Cored
- Gouging

Output



Input



Literature

E6.110

Product Name	Product Number	Rated Output: Current/Voltage/Duty Cycle	Output Range	Engine	# of Cyl.	HP & Speed (rpm)	H x W x D in (mm)	Net Wt. lb (kg)
Ranger® 330MPX™ Base Model	K3459-1	330A DC CC/28V/100% 312A DC CV/29V/100%	35-330A DC 25-330A Pipe 14-40V CV 25-330A DC TIG 11,500 W peak 10,000 W continuous	Kohler® OHV CH740 Electric Fuel Pump	2	25 @ 3600	26 x 20 x 36 (660 x 508 x 914)	446 (202)

WARNING: Cancer and Reproductive Harm -www.P65Warnings.ca.gov

Ranger® 305 LPG

For Specialized Environments

- Choose the Ranger 305 LPG for those environments where gasoline and diesel emissions are not acceptable
- Excellent DC multi-process welding up to 305 amps
- Digital weld meters monitor actual welding output
- 9000 watts of continuous AC generator power



Processes

- Stick
- TIG
- MIG
- Flux-Cored
- Gouging

Output



Input



Literature

E6.119

Product Name	Product Number	Rated Output: Current/Voltage/Duty Cycle	Output Range	Engine	# of Cyl.	HP & Speed (rpm)	H x W x D in (mm)	Net Wt. lb (kg)
Ranger® 305 LPG Base Model	K2937-1	300A DC CC/25V/100% 300A DC CV/25V/100%	20-300A DC 40-300A Pipe 20-250A DC TIG 14-29V CV 10,000 W peak 9,000 W continuous	Kohler® OHV Command® CH730 LP	2	25 @ 3600	29.9 x 21.5 x 42.3 (759 x 546 x 1074) To top of exhaust tube: 36.2 (920)	480 (218)
One-Pak® Pkg.	K3430-2						-	-

WARNING: Cancer and Reproductive Harm -www.P65Warnings.ca.gov

What's Included

Base Model/Unit Includes » Some base models include a set of specific standard accessories

One-Pak® Packages » Assembly required

Ready-Pak® Packages » Fully assembled

Ranger® 305 LPG

One-Pak® Package (K3430-2)

- Ranger® 305 LPG (K2937-1)
- Factory Undercarriage
- LPG Tank Holder



Accessories

Product Name	Product No.																				
		Base Model	Bulldog® 5500	Base Model	Outback® 145	Base Model	Outback® 185	Base Model	Ranger® 225	Base Model	Ranger® 250 GXT	Base Model	Ranger® 260MPX	Base Model	Ranger® 305 G	Base Model	Ranger® 305 G EFI	Base Model	Ranger® 330MDX™	Base Model	Ranger® 305 LPG
GENERAL																					
NEXTime™ Wireless Module Installation Kit	K4447-1							•	•						•	•					•
Undercarriage	K2722-1	•	•	•																	
All-Terrain Undercarriage	K1737-4							•	•	•					•	•					
All-Terrain Undercarriage with Flat-Free Tires (Replacement Tires KP4925-1 & KP4926-1)	K1737-3							•	•	•					•	•					
All Terrain Undercarriage	K3590-1													•						•	
All-Terrain Undercarriage with Flat-Free Tires (Replacement Tires KP4927-1)	K3590-2													•						•	
Factory Undercarriage	K1770-2							•							•	•					•
Factory Undercarriage with Flat-Free Tires (Replacement Tire KP4926-1)	K1770-3							•							•	•					•
Factory Undercarriage	K3589-1													•						•	
Factory Undercarriage with Flat-Free Tires (Replacement Tires KP4927-1)	K3589-4													•						•	
Lift Bail Kit	K2819-1	•	•	•																	
Canvas Cover	K2804-1	•	•	•																	
Canvas Cover	K886-2							•	•	•				•	•	•					•
Ballistic Nylon Cover	K3588-1													•						•	
Power Plug Kit, 20 amp	K802N							•	•	•				•	•	•				•	•
Full-KVA Power Plug (1-phase)	T12153-9							•	•	•				•	•	•				•	•
GFCI Receptacle Kit, 120V, 20 Amp (2 required)	K1690-1	•	•	•	•	•	•	•	•	•				•	•						
Spark Arrestor Kit	K1898-1							•	•	•				•	•						
Spark Arrestor Kit	K2793-1			•																	
Spark Arrestor Kit	K3679-1													•						•	
Welding Gas Cylinder	K1745-1							•	•	•				•	•						•
LLPG Tank Holder	K1745-2																				•
Small 2-Wheel Road Trailer & Duo-Hitch® Ball/Eye Hitch	K2635-1							•	•	•	•	•	•	•	•	•	•	•	•	•	•
Fender and Light Kit	K2639-1							•	•	•	•	•	•	•	•	•	•	•	•	•	•
Cable Rack	K2640-1							•	•	•	•	•	•	•	•	•	•	•	•	•	•
Polarity/Multi-Process Switch	K2642-1														•	•					•
Docking Kit	K2663-1														•	•					•
Kohler® Tune-Up Kit	K3494-1							•	•					•	•	•	•	•	•	•	•
STICK																					
Accessory Kit, 400 Amp	K704							•	•	•				•	•	•	•	•	•	•	•
Accessory Kit, 150 Amp	K875	•	•	•	•	•	•	•	•	•	•	•	•								•
Remote Output Control, 25 ft (7.6 m)	K857									•	•			•	•						•
Remote Output Control, 100 ft (30.5 m)	K857-1									•	•			•	•						•
Remote Output Control with 120V AC, 100 ft (30.5 m), 20 amp capacity	K2627-2									•	•			•	•						•
CrossLine® Remote	K4345-1													•							•
TIG																					
Pro-Torch™ TIG Torch PTA-26, 25 ft (7.6 m), 2 pc	K1783-4									•	•										•
Pro-Torch™ TIG Torch PTA-26V, 25 ft (7.6 m), 2 pc	K1783-9							•						•	•						•
Parts Kit For PTW-18 and PTA-26 Series Torches	KP509							•	•	•				•	•	•	•	•	•	•	•

• Optional

Accessories

Product Name	Product No.											
		Base Model	Base Model	Base Model	Base Model	Base Model	Base Model [Stainless]	Base Model	Base Model	Base Model	Base Model	Base Model
		Bulldog® 5500	Outback® 145	Outback® 185	Ranger® 225	Rangerr® 250 GXT	Ranger® 260MPX™	Ranger® 305 G	Ranger® 305 G EFI	Ranger® 330MDX™	Ranger® 305 LPG	
TIG, CON'T.												
Control Cable (9-pin to 6-pin and 115V plug)	K936-3					•	•				•	
Control Cable Extension, 45 ft (13.7 m)	K937-45					•	•					
Hand Amptrol™ (Rotary Track Style)	K963-3					•	•	•	•	•	•	
Foot Amptrol™	K870					•	•	•	•	•	•	
Wireless Foot Amptrol™	K4217-1							•			•	
Contact Kit	K938-1					•	•					
Docking Kit	K939-1					•	•					
Full-KVA Adapter Kit (1-phase)	K1816-1				•	•	•		•	•	•	
TIG Module	K930-2					•	•				•	
Square Wave® TIG 200	K5126-1							•			•	
WIRE FEEDER												
K126™ PRO FCAW-SS Gun, 15 ft (4.6 m), 0.062-5/64 in (1.6-2.0 mm)	K126-12					•	•	•	•	•	•	
POWER MIG® 140C	K2471-2	•	•	•				•			•	
POWER MIG® 180C	K2473-2		•	•	•	•	•	•	•	•	•	
POWER MIG® 180D	K3018-2		•	•	•	•	•	•	•	•	•	
POWER MIG® 210 MP®	K3963-1							•			•	
LN-25X with CrossLinc® Technology	K4267-1				•	•	•	•	•	•	•	
Activ8X™	K3519-1				•	•	•	•	•	•	•	
SPOOL GUN												
Magnum® SG Spool Gun, Air-Cooled, w/Remote, 25 ft. (7.6 m)	K487-25								•	•	•	
Magnum® PRO 250LX™ GT	K3569-2							•			•	
SG Control Module	K488								•	•	•	
Control Module Input Cable, 14-pin MS-type & Lug, 10 ft. (3.0 m)	K691-10								•	•	•	
PLASMA CUTTING												
Tomahawk® 375 Air	K2806-1			•								
Tomahawk® 625	K2807-1				•	•	•	•	•		•	
Tomahawk® 1000	K2808-1				•	•	•	•	•	•	•	
2-YEAR EXTENDED WARRANTY AVAILABLE	—	•	•	•	•	•	•	•	•	•	•	

For more information on our Extended Warranty program, visit www.lincolnelectric.com/warranty

• Optional

ENGINE DRIVES: INDUSTRIAL

MODEL	OUTPUT			PROCESS							FEATURES												
	Mode	Polarity	Current Range (Amps)	AC Generator Power (watts) C = Continuous P = Peak	Stick	Pipe	DC TIG Scratch Start	Touch Start TIG*	AC TIG	MIG	Flux-Cored	Arc Gouge In (mm)	Pure DC Generator	Chopper Technology*	CrossLine®	Dual Operator	Stainless Steel Case	Extremely Corrosive Environments	Weld Meters	Voltage Reduction Device™ (VRD™)	Air Compressor	Hydraulic Pump	
Dual Maverick™ 200/200X	CC/CV	DC	Single: 50-450 DC Stick Dual: 30-225 DC Stick	1-Phase: 10,000 C	●	●	●	●		●	●	3/8 (9.5)		●	●	●			●				
Classic® 300 HE	CC	DC	40-350 DC	1-Phase: 3,000 C	●	●	●			○	○	3/16 (4.8)	●				●						
SAE-300® HE	CC	DC	50-390 DC	1-Phase: 3,000 C	●	●	●			○	○	1/4 (6.3)	●				●						
Classic® 300 MP	CC/CV	DC	40-350 DC	1-Phase: 3,000 C	●	●	●			●	●	1/4 (6.3)	●				optional						
SAE-300® MP	CC/CV	DC	40-350 DC	1-Phase: 3,000 C	●	●	●			●	●	1/4 (6.3)	●				optional						
Cross Country® 300	CC/CV	DC	40-300 DC	3-Phase: 11,000 C 1-Phase: 10,000 C	●	●	●	●	○	●	●	1/4 (6.3)	●				optional		●	●			
Vantage® 322	CC/CV	DC	30-400 DC	3-Phase: 11,000 C 1-Phase: 10,000 C	●	●	●	●	○	●	●	1/4 (6.3)	●				optional		●	●			
Frontier™ 400X	CC/CV	DC	5-400 DC	3-Phase: 11,000 C 1-Phase: 10,000 C	●	●	●	●	○	●	●	5/16 (8.0)	●	●			optional		●	optional			
Frontier™ 400X Pipe	CC/CV	DC	5-400 DC	3-Phase: 11,000 C 1-Phase: 10,000 C	●	●	●	●	○	●	●	5/16 (8.0)	●	●			●		●	●			
Vantage® 435X	CC/CV	DC	30-520 DC	3-Phase: 17,000 C 1-Phase: 11,000 C	●	●	●	●	○	●	●	3/8 (9.5)	●	●			●		●	●			
Vantage® 441X	CC/CV	DC	30-520 DC	3-Phase: 17,000 C 1-Phase: 11,000 C	●	●	●	●	○	●	●	3/8 (9.5)	●	●			●		●	●			
SAE-500® Severe Duty	CC	DC	80-575 DC	1-Phase: 3,000 C	●	●	○				○	3/8 (9.5)	●				●	●					
Vantage® 549X	CC/CV	DC	30-575 DC	3-Phase: 19,000 C 1-Phase: 11,000 C	●	●	●	●	○	●	●	3/8 (9.5)	●	●			●		●	●			
Vantage® 566X	CC/CV	DC	30-600 DC	3-Phase: 20,000 C 1-Phase: 12,000 C	●	●	●	●	○	●	●	3/8 (9.5)	●	●			●		●	●			
Air Vantage® 566X	CC/CV	DC	30-600 DC	3-Phase: 20,000 C 1-Phase: 12,000 C	●	●	●	●	○	●	●	3/8 (9.5)	●	●			●		●	●	●		
Air Vantage® 566X Hydraulic	CC/CV	DC	30-600 DC	3-Phase: 20,000 C 1-Phase: 12,000 C	●	●	●	●	○	●	●	3/8 (9.5)	●	●			●		●	●	●	●	●

KEY: ● Excellent ● Good ○ Optional

Classic® 300 HE

Fuel Efficiency in Pipeline and Construction Welding

- Traditional pipeline welding machine with CC output for stick, tig, and arc gouging applications
- Five current ranges with overlap for stick welding and other processes where slope control is desired. Fine tuning within each range
- All-copper windings enhance arc stability for a smooth, high performance arc
- Industry proven Kubota® D1503 diesel engine
- CV Module available to add wire welding capability



Processes

- Stick
- TIG
- MIG⁽¹⁾
- Flux-Cored⁽¹⁾
- Gouging

Output



Input



Literature

E6.156

⁽¹⁾ With Wire Feed Module.
Rated 300 amps, 35 volts
at 60% duty cycle.

Product Name	Product Number	Rated Output: Current/Voltage/Duty Cycle	Output Range	Engine	No. of Cylinders	HP & Speed (rpm)	H x W x D in (mm)	Net Wt. lb (kg)
Classic® 300 HE	K3198-1	250A/30V/100% 300A/32V/60%	40-350A DC Tap control 1-Ph/AC Power: 3,000 watts	Kubota® D1503 Diesel EPA Tier 4 Final Compliant	3	24.7 @ 1800	37.1 x 24.3 x 62.8 (943 x 616 x 1594) To top of exhaust tube: 45.5 (1156)	1371 (622)

WARNING: Cancer and Reproductive Harm -www.P65Warnings.ca.gov

SAE-300® HE

Dual Control for Pipeline Welding

- Traditional pipeline welding machine with CC output stick, tig, and arc gouging applications
- Current controls allow for sharper arc on root and hot passes, or softer arc on pipe welding with low-hydrogen electrode
- All-copper windings enhance arc stability for a smooth, high-performance arc
- Perkins® engines offer fuel savings compared to previous models
- CV Module available to add wire welding capability



Processes

- Stick
- TIG
- MIG⁽¹⁾
- Flux-Cored⁽¹⁾
- Gouging

Output



Input



Literature

E6.162

⁽¹⁾ With Wire Feed Module.
Rated 300 amps, 35 volts
at 60% duty cycle.

Product Name	Product Number	Rated Output: Current/Voltage/Duty Cycle	Output Range	Engine	No. of Cylinders	HP & Speed (rpm)	H x W x D in (mm)	Net Wt. lb (kg)
SAE-300® HE	K3202-1	250A/30V/100% 300A/32V/60%	50 - 390 DC Continuous control 1-Ph/AC Power: 3,000 watts	Perkins® 403F-15T Turbo-charged EPA Tier 4 Final Compliant	3	24.7 @ 1800	37.1 x 24.3 x 62.8 (943 x 616 x 1594) To top of exhaust tube: 45.5 (1156)	1419 (644)

WARNING: Cancer and Reproductive Harm -www.P65Warnings.ca.gov

Classic® 300 MP

Excellent for Pipelines, Construction and Maintenance

- Pure DC generator design enables precise puddle control
- Temperature stabilization
- Traditional five step current control
- Custom ARC® current adjustment allows for fine tuning of heat input at the arc (Perkins® model only)
- Multi-process ready for stick, wire and TIG welding
- Factory-installed engine block heater



- Processes**
- Stick
 - TIG
 - MIG
 - Flux-Cored
 - Gouging

Output

CC CV DC

3 kW

Input

D

Literature
E6.157

Product Name	Product Number	Rated Output: Current/Voltage/Duty Cycle	Output Range	Engine	No. of Cylinders	HP & Speed (rpm)	H x W x D in (mm)	Net Wt. lb (kg)
Classic 300 MP (Perkins®)	K4263-1	250A/30V/100% 300A/32V/60%	40-350A DC Tap control 1-Ph/AC Power: 3,000 watts	Perkins® 403F-15T Turbo-charged Diesel EPA Tier 4 Final Compliant	3	24.7 @ 1800	37.1 x 24.3 x 62.8 (943 x 616 x 1594) To top of exhaust tube: 45.5 (1156)	1,364 (619)
Classic 300 MP (Kubota®)	K4264-1			Kubota® D1503 Diesel EPA Tier 4 Final Compliant				1,377 (625)

WARNING: Cancer and Reproductive Harm -www.P65Warnings.ca.gov

SAE-300® MP

Quality. Efficiency. Endurance.

- Pure DC generator design enables precision puddle control
- Temperature stabilization
- Dual continuous current control allows coarse tuning, fine tuning and everything in between
- Multi-process ready for stick, wire and TIG welding
- Factory-installed engine block heater



- Processes**
- Stick
 - TIG
 - MIG
 - Flux-Cored
 - Gouging

Output

CC CV DC

3 kW

Input

D

Literature
E6.163

Product Name	Product Number	Rated Output: Current/Voltage/Duty Cycle	Output Range	Engine	No. of Cylinders	HP & Speed (rpm)	H x W x D in (mm)	Net Wt. lb (kg)
SAE-300® MP Gray Painted Steel Case (Perkins®)	K4089-1	250A/30V/100% 300A/32V/60%	40-350A DC Continuous Control	Perkins® 403F-15T Turbo-charged Diesel EPA Tier 4 Final Compliant	3	24.7 @ 1800	37.1 x 24.3 x 62.8 (943 x 616 x 1594) To top of exhaust tube: 45.5 (1156)	1,419 (644)
Stainless Steel Case (Perkins®) w/Factory-Installed Wireless Remote	K4089-2		1-Ph/AC Power: 3,000 watts					
SAE-300® MP Gray Painted Steel Case (Kubota®)	K4090-1			Kubota® D1503 Diesel EPA Tier 4 Final Compliant				1,432 (649)
Gray Painted Steel Case (Kubota®) w/Factory-Installed Wireless Remote	K4090-2							

WARNING: Cancer and Reproductive Harm -www.P65Warnings.ca.gov

Cross Country® 300

Purpose-Built For Pipe Welding

- Compact and portable: lighter weight and smaller footprint for easy transport
- Dual controls are designed for pipeline welding
- Supports DC, stick, wire and TIG processes
- Powerful generator for grinders, pumps and travel trailers
- Factory-installed engine block heater



Processes

- Stick
- TIG
- MIG
- Flux-Cored
- Gouging

Output



Input



Literature

E6.170

Product Name	Product Number	Rated Output: Current/Voltage/Duty Cycle	Output Range	Engine	No. of Cylinders	HP & Speed (rpm)	H x W x D in (mm)	Net Wt. lb (kg)
Cross Country® 300 Gray Painted Steel Case	K4166-1	300A/32V/100% 350A/28V/100%	40-300A DC	Kubota® V1505 Diesel, EPA Tier 4 Final Compliant	4	22 @ 1800	31.9 x 25.3 x 56 (810 x 643 x 1422)	1034 (469)
Gray Painted Steel Case w/Factory-Installed Wireless Remote	K4166-2		3-Ph/AC Power: 11,000 watts					
Stainless Steel Case w/Factory-Installed Wireless Remote	K4166-3		1-Ph/AC Power: 10,000 watts					
Gray Painted Steel Case w/K4268-1 Wired Remote One-Pak® Pkg.	K4166-7							

WARNING: Cancer and Reproductive Harm -www.P65Warnings.ca.gov

Vantage® 322

Compact. Multi-Process. Excellent Value.

- Ideal choice for construction teams and rental fleet owners
- Quiet, compact with stainless steel panels for added durability
- Select one of five process modes
- Plenty AC generator power to run jobsite tools
- Industry proven Kubota diesel engine



Processes

- Stick
- TIG
- MIG
- Flux-Cored
- Gouging

Output



Input



Literature

E6.209

Product Name	Product Number	Rated Output: Current/Voltage/Duty Cycle	Output Range	Engine	No. of Cylinders	HP & Speed (rpm)	H x W x D in (mm)	Net Wt. lb (kg)
Vantage® 322 Base Model	K2409-5	300A/32V/100% 400A/23V/100%	30-400A DC	Kubota® V1505 Diesel EPA Tier 4 Final Compliant	4	22 @ 1800	35.9 x 25.3 x 60 (913 x 642 x 1524)	1,035 (469)
Ready-Pak® Pkg. 1	K2452-5-RP1		3-Ph/AC Power: 11,000 watts					
Ready-Pak® Pkg. 2	K2452-5-RP2							
Ready-Pak® Pkg. 3	K2452-5-RP3		1-Ph/AC Power: 10,000 watts					

WARNING: Cancer and Reproductive Harm -www.P65Warnings.ca.gov

Frontier™ 400X

The New Frontier of Performance

- Bright, durable 7 in. digital user interface for unmatched machine control – including save and recall memories, maintenance reminders, and PIN authorization
- Up to 400 amps of weld output and 11 kW of auxiliary power in a compact and quiet package
- Features basic CC and CV modes, plus specialized modes to support mechanized and pulse welding
- Features CrossLinc® Technology to help improve jobsite safety, quality and productivity
- Auto-Stop/Start Technology – Save on fuel and avoid excessive idling and engine wear



Processes

- Stick
- TIG
- MIG
- Flux-Cored
- Gouging

Output



Input



Literature

E6.59

Product Name	Product Number	Rated Output: Current/Voltage/Duty Cycle	Output Range	Engine	No. of Cylinders	HP & Speed (rpm)	H x W x D in (mm)	Net Wt. lb (kg)
Frontier™ 400X Base Model	K3484-1	325A/32V/100% 400A/26V/60%	5-400A DC	Perkins® 403F-15T Turbo-charged Diesel EPA Tier 4 Final Compliant.	3	24.7 @ 1800	35.9 x 25.3 x 60 (913 x 642 x 1524) To Top of Exhaust Tube: 43.8 (1113)	1035 (469)
Ready-Pak® Pkg. 1	K3484-1-RP1		3-Ph/AC Power: 11,000 watts					
Ready-Pak® Pkg. 2	K3484-1-RP2							
Ready-Pak® Pkg. 3	K4535-1-RP3		1-Ph/AC Power: 10,000 watts					

WARNING: Cancer and Reproductive Harm -www.P65Warnings.ca.gov

Frontier™ 400X Pipe

The Do-it-All Pipeline Machine

- Bright, durable 7 in. digital user interface for unmatched machine control – including save and recall memories, maintenance reminders, and PIN authorization
- Up to 400 amps of weld output and 11 kW of auxiliary power in a compact and quiet package
- Features basic CC and CV modes, plus specialized modes to support mechanized and pulse welding, and dedicated Pipe mode to produce the iconic, smooth DC-style arc for downhill pipe welding
- Features CrossLinc® Technology to help improve jobsite safety, quality and productivity
- Auto-Stop/Start Technology – Save on fuel and avoid excessive idling and engine wear



Processes

- Stick
- TIG
- MIG
- Flux-Cored
- Gouging

Output



Input



Literature

E6.59.1

Product Name	Product Number	Rated Output: Current/Voltage/Duty Cycle	Output Range	Engine	No. of Cylinders	HP & Speed (rpm)	H x W x D in (mm)	Net Wt. lb (kg)
Frontier™ 400X Pipe	K3485-1	325A/32V/100% 400A/26V/60%	5-400A DC	Perkins® 403F-15T Turbo-charged Diesel EPA Tier 4 Final Compliant.	3	24.7 @ 1800	35.9 x 25.3 x 60 (913 x 642 x 1524) To Top of Exhaust Tube: 43.8 (1113)	1035 (469)
			3-Ph/AC Power: 11,000 watts					
			1-Ph/AC Power: 10,000 watts					

WARNING: Cancer and Reproductive Harm -www.P65Warnings.ca.gov

Vantage® 435X

Outstanding Performance and Durability

- Versatile, multiprocess machine with advanced welding capabilities
- Optimal arc performance
- Compact case with stainless steel enclosure for extra protection
- Reliable operations with low machine maintenance
- Features CrossLinc® Technology to help improve jobsite safety, quality and productivity



Processes

- Stick
- TIG
- MIG
- Flux-Cored
- Gouging

Output



Input



Literature

E6.220

Product Name	Product Number	Rated Output: Current/Voltage/Duty Cycle	Output Range	Engine	No. of Cylinders	HP & Speed (rpm)	H x W x D in (mm)	Net Wt. lb (kg)
Vantage® 435X Base Model	K4107-3	400A/36V/100% 520A/30V/60%	30-520A DC	Deutz® D2.9L4 Diesel EPA Tier 4 Final Compliant	4	34.8 @ 1800	Machine only: 39.1 x 28.4 x 65.1 (994 x 721 x 1654)	1414 (641)
Ready-Pak® Pkg. 1	K4107-3-RP1		3-Ph/AC Power: 17,000 watts					—
Ready-Pak® Pkg. 3	K4107-3-RP3		1-Ph/AC Power: 11,000 watts				To top of exhaust tube: 48.0 (1219)	—

WARNING: Cancer and Reproductive Harm -www.P65Warnings.ca.gov

Vantage® 441X

Enhanced Power and Performance

- Versatile, multiprocess machine with advanced welding capabilities and excellent welding performance
- Includes a turbocharged Perkins engine for improved cold weather starting and high altitude operation
- Compact package in a stainless steel enclosure for added durability
- Features CrossLinc® Technology to help improve jobsite safety, quality and productivity



Processes

- Stick
- TIG
- MIG
- Flux-Cored
- Gouging

Output



Input



Literature

E6.421.1

Product Name	Product Number	Rated Output: Current/Voltage/Duty Cycle	Output Range	Engine	No. of Cylinders	HP & Speed (rpm)	H x W x D in (mm)	Net Wt. lb (kg)
Vantage® 441X Base Model	K4535-1	400A/36V/100% 520A/30V/60%	30-520A DC	Perkins® 404F-E22T Turbo-charged Diesel EPA Tier 4 Final Compliant	4	41.0 @ 1800	39.1 x 28.4 x 65.1 (994 x 721 x 1654)	1414 (641)
Ready-Pak® Pkg. 1	K4535-1-RP1		3-Ph/AC Power: 17,000 watts					—
Ready-Pak® Pkg. 3	K4535-1-RP3		1-Ph/AC Power: 11,000 watts				To Top of Exhaust Tube: 46.0 (1169)	—

WARNING: Cancer and Reproductive Harm -www.P65Warnings.ca.gov

SAE-500[®] Severe Duty[™]

Superior Choice for Critical Welds

- Designed to withstand offshore salt spray and other corrosive environments with all-copper coils, a coated radiator and wire connections and sealed switches
- Stainless steel and hot-dip galvanized case and internal sheet metal
- Engine air intake shutdown device and optional spark arrestor available to meet mineral management services code
- Remote control included



Processes

- Stick
- TIG
- Flux-Cored⁽¹⁾
- Gouging

Output



Input



Literature

E6.182

⁽¹⁾ With CV Adapter. Rated at 400 amps, 35 volts at 60% duty cycle. (Not available with upgrades for severe duty environments.)

Product Name	Product Number	Rated Output: Current/Voltage/Duty Cycle	Output Range	Engine	No. of Cylinders	HP & Speed (rpm)	H x W x D in (mm)	Net Wt. lb (kg)
SAE-500 [®] Severe Duty [™]	K3955-1	400A/40V/100% 500A/40V/60%	80-575A DC 1-Ph/AC Power: 3,000 watts	Deutz [®] TD2.9L4 Turbo-charged Diesel EPA Tier 4 Final Compliant	4	65.7 @ 1800	45.8 x 28 x 83 (1164 x 711 x 2109) To top of exhaust tube: 54.3 (1379)	2111 (957.5)

WARNING: Cancer and Reproductive Harm -www.P65Warnings.ca.gov

Vantage[®] 549X

Power Without Boundaries

- Powerful, multiprocess machine with advanced welding capabilities
- Compliant 49.4 horsepower engine meets all federal and state emission regulations without the worry of additional compliance fees
- Lab tested, field proven ruggedness for the harshest environments
- Turbo-charged engine provides excellent cold weather and high altitude performance
- Features CrossLinc[®] Technology to help improve jobsite safety, quality and productivity



Processes

- Stick
- TIG
- MIG
- Flux-Cored
- Gouging

Output



Input



Literature

E6.213

Product Name	Product Number	Rated Output: Current/Voltage/Duty Cycle	Output Range	Engine	No. of Cylinders	HP & Speed (rpm)	H x W x D in (mm)	Net Wt. lb (kg)
Vantage [®] 549X Base Model	K3534-2	525A/41V/100% 575A/38V/60%	30-575A DC 3-Ph/AC Power: 19,000 watts	Deutz [®] TD2.9L4 Turbo-charged Diesel EPA Tier 4 Final Compliant	4	49.4 @ 1800	42 x 32.9 x 69 (1067 x 836 x 1753) To top of exhaust tube: 58.1 (1476)	1662 (753)
Ready-Pak [®] Pkg. 1	K3534-2-RP1							—
Ready-Pak [®] Pkg. 2	K3534-2-RP2							—
Ready-Pak [®] Pkg. 3	K3534-2-RP3		1-Ph/AC Power: 11,000 watts					—

WARNING: Cancer and Reproductive Harm -www.P65Warnings.ca.gov

Vantage® 566X

A Rugged and Reliable Powerhouse

- Powerful, multiprocess machine with advanced welding capabilities
- Lab tested, field proven ruggedness for the harshest environments
- Turbo-charged engine provides excellent cold weather and high altitude performance
- Reliable operations with low machine maintenance
- Features CrossLinc® Technology to help improve jobsite safety, quality and productivity



Processes

- Stick
- TIG
- MIG
- Flux-Cored
- Gouging

Output



Input



Literature

E6.221

Product Name	Product Number	Rated Output: Current/Voltage/Duty Cycle	Output Range	Engine	No. of Cylinders	HP & Speed (rpm)	H x W x D in (mm)	Net Wt. lb (kg)
Vantage® 566X Base Model	K3239-3	525A/41V/100% 600A/40V/60%	30-600A DC	Deutz® TD2.9L4 Turbo-charged Diesel EPA Tier 4 Final Compliant	4	65.7 @ 1800	42 x 32.9 x 69 (1067 x 836 x 1753)	1662 (754)
Ready-Pak® Pkg. 1	K3239-3-RP1		3-Ph/AC Power: 20,000 watts				To top of exhaust tube: 58.1 (1476)	—
Ready-Pak® Pkg. 3	K3239-3-RP3		1-Ph/AC Power: 12,000 watts					—

WARNING: Cancer and Reproductive Harm -www.P65Warnings.ca.gov

Air Vantage® 566X

On Demand Versatility

- Powerful, multifunction machine includes a welder, generator, and air compressor
- Belt-driven compressor with separate gages to monitor hours and air pressure
- Multiprocess welding with advanced welding capabilities
- Turbocharged engine provides excellent cold weather and high altitude performance
- Features CrossLinc® Technology to help improve jobsite safety, quality and productivity



Processes

- Stick
- TIG
- MIG
- Flux-Cored
- Gouging

Output



Input



Literature

E6.221

Product Name	Product Number	Rated Output: Current/Voltage/Duty Cycle	Output Range	Engine	No. of Cylinders	HP & Speed (rpm)	H x W x D in (mm)	Net Wt. lb (kg)
Air Vantage® 566X Base Model	K3242-3	525A/41V/100% 600A/40V/60%	30-600A DC	Deutz® TD2.9L4 Turbo-charged Diesel EPA Tier 4 Final Compliant	4	65.7 @ 1800	42 x 32.9 x 69 (1067 x 836 x 1753)	1737 (788)
Ready-Pak® Pkg. 1	K3242-3-RP1		3-Ph/AC Power: 20,000 watts				To top of exhaust tube: 58.1 (1476)	—
Ready-Pak® Pkg. 3	K3242-3-RP3		1-Ph/AC Power: 12,000 watts					—

WARNING: Cancer and Reproductive Harm -www.P65Warnings.ca.gov

Air Vantage® 566X Hydraulic

The Ultimate Utility Machine

- Powerful, multifunction machine includes a welder, generator, air compressor, and hydraulic pump
- Belt-driven compressor with separate gages to monitor hours and air pressure
- Integrated hydraulic pump to reduce truck idle by powering cranes, tools, and other hydraulic equipment
- Multiprocess welding with advanced welding capabilities
- Features CrossLinc® Technology to help improve jobsite safety, quality and productivity



Processes

- Stick
- TIG
- MIG
- Flux-Cored
- Gouging

Output



Input



Literature

E6.221

Product Name	Product Number	Rated Output: Current/Voltage/Duty Cycle	Output Range	Engine	No. of Cylinders	HP & Speed (rpm)	H x W x D in (mm)	Net Wt. lb (kg)
Air Vantage® 566X Hydraulic	K4343-3	525A/41V/100% 600A/40V/60%	30-600A DC 3-Ph/AC Power: 20,000 watts 1-Ph/AC Power: 12,000 watts	Deutz® TD2.9L4 Turbo-charged Diesel EPA Tier 4 Final Compliant	4	65.7 @ 1800	42 x 32.9 x 69 (1067 x 836 x 1753) To top of exhaust tube: 58.1 (1476)	1800 (816)

WARNING: Cancer and Reproductive Harm -www.P65Warnings.ca.gov

Dual Maverick™ 200/200X

Harness the Power of Two

- Two welders powered by one diesel engine to save space and reduce maintenance
- Features CrossLinc® Technology to help improve jobsite safety, quality and productivity
- Variable speed RPM and Auto Stop/Start features lower fuel consumption
- Quiet machine - Only 69 dBA with two operators running 1/8" Excalibur® 7018 MR electrodes



Processes

- Stick
- TIG
- MIG
- Flux-Cored
- Gouging

Output



Input



Literature

E6.52.1

Product Name	Product Number	Rated Output @104°F (40°C)	Output Range	Engine	No. of Cylinders	HP & Speed (rpm)	H x W x L in (mm)	Net Wt. lb (kg)
Dual Maverick™ 200/200X	K4382-1	Single Mode 450A/24.5V/60% 335A/33.4V/60% 290A/31.6V/100% Dual Mode	Single Mode 50-450A DC Dual Mode 30-225A DC	Kubota D902 Tier 4 Final Compliant	3	24.8 @ 3600	36.9 x 28.23 x 65.1 (937 x 719 x 1654)	116.0 (52.6)
Ready-Pak® Pkg. 1	K4382-1-RP1	225A/24.5V/60% 200A/28V/60%						—
Ready-Pak® Pkg. 3	K4382-1-RP3	170A/26.8V/100%						—

WARNING: Cancer and Reproductive Harm -www.P65Warnings.ca.gov

What's Included

Base Model/Unit Includes » Some base models include a set of specific standard accessories

One-Pak® Packages » Assembly required

Ready-Pak® Packages » Fully assembled

Cross Country® 300

One-Pak® Package [K4166-7]

- Cross Country® 300 with Gray Painted Steel Case
- 125 ft (38.1 m) Wired Remote Control with 115V Auxiliary Power

Vantage® 322

Ready-Pak® Package 2 [K2409-5-RP2]

- Vantage® 322 (K2409-5)
- Medium 2-Wheel Road Trailer & Duo-Hitch® Ball/Lunette Eye Hitch

Ready-Pak® Package 3 [K2409-5-RP3]

- Includes everything in Package 2 [K2409-5-RP2]
- Fender and Light Kit
- Cable Rack

Ready-Pak® Package 1 [K2409-5-RP1]

- Includes everything in Package 3 [K2409-5-RP3]
- Electrode Cable 2/0, two 50 ft. (15.2 m) lengths
- Electrode Cable 2/0, 10 ft. (3.0 m)
- Work Cable 2/0, 50 ft. (15.2 m)
- Cable Connectors, qty. 2
- 300A Electrode Holder
- 300A Work Clamp

Dual Maverick™ 200/200X

Ready-Pak® Package 3 [K4382-1-RP3]

- Dual Maverick™ 200/200X (K4382-1)
- Medium 2-Wheel Road Trailer and Duo-Hitch® Ball/Eye Hitch
- Fender and Light Kit
- Cable Rack

Ready-Pak® Package 1 [K4382-1-RP1]

- Includes everything in Package 3 [K4382-1-RP3]
- Electrode Cable 3/0, two 50 ft. (15.2 m) lengths
- Electrode Cable 3/0, 10 ft. (3.0 m)
- Work Cable 3/0, 50 ft. (15.2 m)
- Cable Connectors, qty. 2
- 400A Electrode holder
- 500A Work Clamp

Frontier™ 400X

Ready-Pak® Package 2 [K3484-1-RP2]

- Frontier™ 400X (K3484-1)
- Compact Medium 2-Wheel Road Trailer with Ball Hitch

Ready-Pak® Package 3 [K3484-1-RP3]

- Includes everything in Package 2 [K3484-1-RP2]
- Fender Kit
- Cable Rack

Ready-Pak® Package 1 [K3484-1-RP1]

- Includes everything in Package 3 [K3484-1-RP3]
- Electrode Cable 2/0, two 50 ft. (15.2 m) lengths
- Electrode Cable 2/0, 10 ft. (3.0 m)
- Work Cable 2/0, 50 ft. (15.2 m)
- Cable Connectors, qty. 2
- 300A Electrode Holder
- 300A Work Clamp

Vantage® 435X

Ready-Pak® Package 3 [K4107-3-RP3]

- Vantage® 435X (K4107-3)
- Medium 2-Wheel Road Trailer & Duo-Hitch® Ball/Lunette Eye Hitch
- Fender and Light Kit
- Cable Rack

Ready-Pak® Package 1 [K4107-3-RP1]

- Includes everything in Package 3 [K4107-3-RP3]
- Electrode Cable 3/0, two 50 ft. (15.2 m) lengths
- Electrode Cable 3/0, 10 ft. (3.0 m)
- Work Cable 3/0, 50 ft. (15.2 m)
- Cable Connectors, qty. 2
- 400A Electrode Holder
- 500A Work Clamp

Vantage® 441X

Ready-Pak® Package 3 [K4535-1-RP3]

- Vantage® 441X (K4535-1)
- Medium 2-Wheel Road Trailer & Duo-Hitch® Ball/Lunette Eye Hitch
- Fender and Light Kit
- Cable Rack

Ready-Pak® Package 1 [K4535-1-RP1]

- Includes everything in Package 3 [K4535-1-RP3]
- Electrode Cable 3/0, two 50 ft. (15.2 m) lengths
- Electrode Cable 3/0, 10 ft. (3.0 m)
- Work Cable 3/0, 50 ft. (15.2 m)
- Cable Connectors, qty. 2
- 400A Electrode Holder
- 500A Work Clamp

 **WARNING:** Cancer and Reproductive Harm -www.P65Warnings.ca.gov

What's Included

Base Model/Unit Includes » Some base models include a set of specific standard accessories

One-Pak® Packages » Assembly required

Ready-Pak® Packages » Fully assembled

Vantage® 549X

Ready-Pak® Package 3 (K3534-2-RP3)

- Vantage® 549X (K3534-2)
- Large 2-Wheel Road Trailer & Duo-Hitch® Ball/Lunette Eye Hitch
- Fender and Light Kit
- Cable Rack

Ready-Pak® Package 1 (K3534-2-RP1)

- Includes everything in Package 3 (K3534-2-RP3)
- Electrode Cable 3/0, two 50 ft. (15.2 m) lengths
- Electrode Cable 3/0, 10 ft. (3.0 m)
- Work Cable 3/0, 50 ft. (15.2 m)
- Cable Connectors, qty. 2
- 400A Electrode Holder
- 500A Work Clamp

Ready-Pak® Package 2 (K3534-2-RP2)

- Vantage® 549X (K3534-2)
- Large 2-Wheel Road Trailer & Duo-Hitch® Ball/Lunette Eye Hitch

Vantage® 566X

Ready-Pak® Package 3 (K3239-3-RP3)

- Vantage® 566X (K3239-3)
- Large 2-Wheel Road Trailer & Duo-Hitch® Ball/Lunette Eye Hitch
- Fender and Light Kit
- Cable Rack

Ready-Pak® Package 1 (K3239-3-RP1)

- Includes everything in Package 3 (K3239-3-RP3)
- Electrode Cable 3/0, two 50 ft. (15.2 m) lengths
- Electrode Cable 3/0, 10 ft. (3.0 m)
- Work Cable 3/0, 50 ft. (15.2 m)
- Cable Connectors, qty. 2
- 400A Electrode Holder
- 500A Work Clamp

Air Vantage® 566X

Ready-Pak® Package 3 (K3242-3-RP3)

- Air Vantage® 566X (K3242-3)
- Large 2-Wheel Road Trailer & Duo-Hitch® Ball/Lunette Eye Hitch
- Fender and Light Kit
- Cable Rack

Ready-Pak® Package 1 (K3242-3-RP1)

- Includes everything in Package 3 (K3242-3-RP3)
- Electrode Cable 3/0, two 50 ft. (15.2 m) lengths
- Electrode Cable 3/0, 10 ft. (3.0 m)
- Work Cable 3/0, 50 ft. (15.2 m)
- Cable Connectors, qty. 2
- 400A Electrode Holder
- 500A Work Clamp

Accessories

Product Name	Product No.	DualMaverick™ 200/200X	Classic™ 300 HE	SAE-300™ HE	Classic™ 300 MP	SAE-300™ MP	Cross Country™ 300	Vantage™ 322	Frontier™ 400X	Frontier™ 400X Pipe	Vantage™ 435X	Vantage™ 441X	SAE-500™ Severe Duty™	Vantage™ 549X	Vantage™ 566X	Air Vantage™ 566X	Air Vantage™ 566X Hydraulic	
		Base Model	Base Model	Base Model [Kubota]	Base Model [Perkins]	Base Model [Perkins]	Base Model [Kubota]	Base Model [Perkins]	Base Model [Kubota]	Base Model	Base Model	Base Model	Base Model	Base Model	Base Model	Base Model	Base Model	Base Model
	K4382-1																	
	K3198-1																	
	K3201-1																	
	K3202-1																	
	K4263-1																	
	K4264-1																	
	K4089-1																	
	K4090-1																	
	K4166-1																	
	K2409-5																	
	K3484-1																	
	K3485-1																	
	K4107-3																	
	K4535-1																	
	K3955-1																	
	K3534-2																	
	K3239-3																	
	K3242-3																	
	K4343-3																	
GENERAL																		
Power Plug Kit	K802D		•	•	•	•	•	•						•				
Power Plug Kit, 20 amp	K802N								•	•	•	•	•		•	•	•	•
Spark Arrestor Kit	K903-1		•	•	•	•	•	•										
Spark Arrestor Kit	K1898-1								•	•								
Spark Arrestor Kit	K3985-1													•	•	•	•	•
Spark Arrestor Kit	K2624-1												•					
Medium Two-Wheel Road Trailer & Duo-Hitch® Ball/Eye Hitch	K2636-1	•	•	•	•	•	•	•	•	•	•	•	•					
Large Two-Wheel Trailer & Duo-Hitch® Ball/Eye Hitch	K2637-2													•	•	•	•	•
Four-Wheel Steerable Yard Trailer with Duo-Hitch® Ball/Eye Hitch	K2641-2								•	•	•	•	•	•	•	•	•	•
Fender and Light Kit	K2639-1	•	•	•	•	•	•	•	•	•	•	•	•	•	•	•	•	•
Cable Rack	K2640-1	•	•	•	•	•	•	•	•	•	•	•	•	•	•	•	•	•
Stainless Steel Sheet Metal Kit	K2423-1		•	•	•	•	•	•										
Full KVA Power Plug [1-Phase]	T12153-9								•	•	•	•	•	•	•	•	•	•
Full KVA Power Plug [3-Phase]	T12153-10								•	•	•	•	•	•	•	•	•	•
Full-KVA Adapter Kit [1-Phase]	K1816-1								•	•	•	•	•	•	•	•	•	•
VRD (Voltage Reduction Device) Kit	K4212-1								•									
Air Filter Kit	K3088-1																	•
Air Filter Guard Kit	K4698-1														•	•	•	•

VMAC® Compressor Service Kit

KP3406-1 6 Month / 500 Hours (Air Vantage® / Hydraulic)

KP3408-1 12 Month / 1,000 Hours (Air Vantage® / Hydraulic)

Deutz® Engine Service Kit

K3558-3 (Vantage® 435X)

K3558-4 (SAE 500 Severe Duty)

K3558-5 (Vantage® 549X, Vantage® 566X and Air Vantage® 566X models)

Perkins Engine Service Kit

K3598-1 [SAE-300's, Classic™ 300s]

K3598-3 (Vantage® 441X)

K3598-4 (Frontier™ 400X)

Kubota Engine Service Kit

K3599-1 [Cross Country™ 300 / Vantage® 322]

K3599-2 [SAE 300's, Classic™ 300s]

K3599-4 [Dual Maverick™ 200/200X]

• Optional

Accessories

Product Name	Product No.	Dual Maverick™ 200/200X	Classic™ 300 HE	SAE-300™ HE	Classic™ 300 MP	SAE-300™ MP	Cross Country™ 300	Vantage™ 322	Frontier™ 400X	Frontier™ 400X Pipe	Vantage™ 495X	Vantage™ 441X	SAE-500™ Severe Duty™	Vantage™ 549X	Vantage™ 566X	Air Vantage™ 566X	Air Vantage™ 566X Hydraulic	
		Base Model	Base Model	Base Model [Kubota]	Base Model [Perkins]	Base Model [Perkins]	Base Model [Kubota]	Base Model [Perkins]	Base Model [Kubota]	Base Model	Base Model	Base Model	Base Model	Base Model	Base Model	Base Model	Base Model	Base Model
STICK																		
Accessory Kit, 400 Amp	K704		•	•	•	•	•	•	•	•	•	•	•					
Remote Output Control, 25 ft (7.6 m), 6-pin connector	K857	•			•	•	•	•	•									
Remote Output Control, 100 ft (30 m), 6-pin connector	K857-1	•			•	•	•	•	•									
Remote Output Control, 25 ft (7.6 m), 12-pin connector	K857-2									•	•	•	•		•	•	•	•
Remote Output Control, 100 ft (30 m), 12-pin connector	K857-3									•	•	•	•		•	•	•	•
Remote Output Control Detachable Box, 125 ft (38.1 m), 6-pin connector	K4330-1							•	•					•	•	•	•	•
Remote Output Control with 120VAC Receptacles/ Detachable Box, 125 ft (38.1 m), 6-pin connector	K4268-1							•	•					•	•	•	•	•
Remote Output Control with 120VAC Receptacles/ Detachable Box, 125 ft (38.1 m), 12-pin connector	K5312-1										•	•		•	•	•	•	•
Remote Control Kit, 100 ft (30.5 m)	K924-4		•	•	•								○					
CrossLink™ Remote	K4345-1	•								•	•	•	•		•	•	•	•
Wireless Remote Control	K5265-1									•	•							
TIG																		
Pro-Torch™ TIG Torch PTA-26V, 25 ft (7.6 m), 2 pc	K1783-9		•	•	•	•	•	•	•	•	•	•	•	•	•	•	•	•
TIG Module	K930-2	•	•	•	•	•	•	•	•			•	•	•	•	•	•	•
TIG Module Cable (9-pin to 14-pin)	K963-1	•										•	•		•	•	•	•
Control Cable (9-pin to 115V plug)	K936-4		•	•	•	•	•	•					•					
Arc Start™ Switch (6-pin connector)	K814	•	•	•	•	•	•	•	•				•					
Arc Start™ Switch (12-pin connector)	K814-2									•	•	•	•		•	•	•	•
Contact Kit	K938-1	•	•	•	•	•	•	•	•			•	•	•	•	•	•	•
Foot Amptrol™ (6-pin connector)	K870	•			•	•	•	•	•									
Foot Amptrol™ (12-pin connector)	K870-2									•	•	•	•		•	•	•	•
Hand Amptrol™ (Rotary Track Style) (6-pin connector)	K963-3	•			•	•	•	•	•									
Hand Amptrol™ (Rotary Track Style) (12-pin connector)	K963-4									•	•	•	•		•	•	•	•
Square Wave™ TIG 200	K5126-1	•						•	•	•	•	•	•		•	•	•	•
WIRE FEEDER																		
Wire Feed Module	K3964-1		•	•	•													
Remote Control Kit, 100 ft (30.5 m)	K2464-1		•	•	•													

○ Included • Optional

Accessories

Product Name	Product No.																		
		Base Model	Base Model	Base Model [Kubota]	Base Model [Perkins]	Base Model [Perkins]	Base Model [Kubota]	Base Model [Perkins]	Base Model [Kubota]	Base Model	Base Model	Base Model	Base Model	Base Model	Base Model				
		DualMaverick™ 200/200X	Classic™ 300 HE	SAE-300™ HE	Classic™ 300 MP			SAE-300™ MP	Cross Country™ 300	Vantage™ 322	Frontier™ 400X	Frontier™ 400X Pipe	Vantage™ 435X	Vantage™ 441X	SAE-500™ Severe Duty™	Vantage™ 549X	Vantage™ 566X	Air Vantage™ 566X	Air Vantage™ 566X Hydraulic
WIRE FEEDER, CON'T																			
CV Adapter (with MS-Type connection, local/remote switch)	K385-2														•				
Heavy Duty ArcLink® Control Cable, 25 ft (7.6 m)	K2683-25											•	•			•	•	•	•
Heavy Duty ArcLink® Control Cable, 50 ft (15.0 m)	K2683-50											•	•			•	•	•	•
Heavy Duty ArcLink® Control Cable, 100 ft (30.5 m)	K2683-100											•	•			•	•	•	•
LN-25X™ with CrossLinc® Technology	K4267-2	•				•	•	•	•	•	•	•	•	•		•	•	•	•
Activ8X® with CrossLinc® Technology	K3519-1	•				•	•	•	•	•	•	•	•	•		•	•	•	•
Activ8X® Pipe	K4717-1										•	•							
Power Feed® 25M Wire Feeder, Aluminum Case	K2536-8											•	•			•	•	•	•
Power Feed® 25M Wire Feeder, Plastic Case	K2536-5											•	•			•	•	•	•
SPOOL GUN																			
Magnum® SG Spool Gun, Air-Cooled, w/Remote, 25 ft (7.6 m)	K487-25					•	•	•	•	•				•	•		•	•	•
SG Control Module	K488					•	•	•	•	•				•	•		•	•	•
Magnum® 250LX GT Spool Gun	K3569-2	•																	
Control Module Input Cable, 14-pin M5-type & Lug, 10 ft (3.0 m)	K691-10					•	•	•	•	•			•	•		•	•	•	•
POWER MIG® 210 MP	K3963-1										•	•	•	•	•	•	•	•	•
PLASMA CUTTING																			
Tomahawk® 1000	K2808-1	•										•	•	•	•	•	•	•	•
POWER SOURCE FOR DUAL OPERATOR																			
Invertec® V276	K4868-1										•	•	•	•	•		•	•	•
Flextec® 350X PowerConnect™	K4273-1										•	•	•	•	•		•	•	•
2-YEAR EXTENDED WARRANTY AVAILABLE	—	•	•	•	•	•	•	•	•	•	•	•	•	•	•	•	•	•	•

For more information on our Extended Warranty program, visit www.lincolnelectric.com/warranty

• Optional



SEMIAUTOMATIC WIRE FEEDERS

MODEL	OUTPUT			PROCESS					FEATURES				
	Wire Feed Speed Range ipm (m/min)	Solid Wire Size Range: in (mm)	Cored Wire Size Range: in (mm)	MIG	Pulsed MIG	MIG-STT*	Flux-Cored	Submerged Arc	MAXTRAC [®] Wire Core System	Gouging (CCAG)	2-Roll Drive	4-Roll Drive	Digital Display
BENCH AND BOOM MODELS													
ANALOG													
LF-72	50-800 [1.3-20.3]	0.023-1/16 [0.6-1.6]	0.030-5/64 [0.8-2.0]	●			●						
LF-74	50-800 [2.5-20.3]	0.023-1/16 [0.6-1.6]	0.030-5/64 [0.8-2.0]	●			●						
Flex Feed [®] 74 HT	50-700 [1.3-17.8]	0.025-3/32 [0.6-2.4]	0.035-0.120 [0.9-3.0]	●			●	●					optional
Flex Feed [®] 84	35-750 [0.9-19.1]	0.025-3/32 [0.6-2.4]	0.035-0.120 [0.9-3.0]	●			●	●					
Flex Feed [®] 84 Dual	35-750 [0.9-19.1]	0.025-3/32 [0.6-2.4]	0.035-0.120 [0.9-3.0]	●			●	●					
ARCLINK[®]													
Power Feed [®] 84	50-1200 [1.3-30.4]	0.025-1/16 [0.6-1.6]	0.035-5/64 [0.9-2.0]	●	●	●	●						
Power Feed [®] 84 Dual	50-1200 [1.3-30.4]	0.025-1/16 [0.6-1.6]	0.035-5/64 [0.9-2.0]	●	●	●	●						
FIELD MODELS													
ANALOG													
Activ8X [™] w/CrossLinc [®] Technology and TVT [™]	50-700 [1.3-17.8]	.023-.052 [0.6-1.3]	.035-5/64 [0.9-2.0]	●			●						
LN-23P	30-170 [0.76-4.3]	0.023-0.052 [0.6-1.3]	0.068-5/64 [1.7-2.0]				●						
LN-25 [®] PRO Standard	50-700 [1.3-17.8]	0.023-1/16 [0.6-1.6]	0.030-5/64 [0.8-2.0]	●			●						
LN-25 [®] PRO Dual Power	50-700 [1.3-17.8]	0.023-1/16 [0.6-1.6]	0.030-5/64 [0.8-2.0]	●		●	●						
LN-25X [™] w/CrossLinc [®] Technology and TVT [™]	50-700 [1.3-17.8]	0.023-1/16 [0.6-1.6]	0.030-5/64 [0.8-2.0]	●			●						
Activ8X [™] Pipe [™]	50-500 [1.3-12.7]	0.035-0.047 [0.9-1.2]	0.045 (1.1)max	●	●	●	●						
ARCLINK[®]													
Power Feed [®] 25M	30-800 [0.8-20.3]	0.023-1/16 [0.6-1.6]	0.030-5/64 [0.8-2.0]	●	●	●	●						

KEY: ● Excellent ● Good ● Optional

Activ8X® with CrossLinc® Technology and TVT™

Rugged. Compact. Connected.

- Impact resistant, flame retardant case and potted PC Boards provide rugged durability for tough conditions
- MAXTRAC® Wire Drive System – Heavy-duty cast aluminum wire drive system provides reliable feeding and durability
- Accepts up to 8 in. (203 mm) diameter wire spools
- Features CrossLinc® Technology to help improve jobsite safety, quality and productivity
- True Voltage Technology™ (TVT™) automatically compensates for voltage drops across long welding cables



Processes

- MIG
- Flux-Cored

Output



Input



Literature

E8.6117

Product Name	Product Number	Input Power Voltage/Phase/Hertz	Rated Output: Current/Voltage/Duty Cycle	Wire Feed Speed Range : ipm (m/min)	Wire Size Range in (mm)	H x W x D in (mm)	Net Wt. lb (kg)
Activ8X® w/CrossLinc® Technology and TVT™ Base Model (w/Tweco® style Plug)	K3519-1	15-110V DC	330A/60%	50-800 (1.3-20.3)	GMAW: 0.23-0.52 (0.6-1.3) FCAW: 0.035-5/64 (0.9-2.0)	11.8 x 7.6 x 19.8 (298 x 193 x 503)	27 (12.2)
w/Magnum® PRO Curve™ 300 One-Pak® Pkg.	K3564-1						
CE Model (Dinse)	K3519-2						

WARNING: Cancer and Reproductive Harm -www.P65Warnings.ca.gov

LN-23P

Tough. Proven. Reliable.

- Equipped with trigger interlock circuit to reduce operator fatigue
- Gun-mounted two-position switch allows on-the-fly change to 83% of the preset wire feed speed
- Completely enclosed wire reel keeps the wire free of contaminants
- Ideal for self-shielded flux-cored welding on pipelines and other extreme worksites



Processes

- Flux-Cored

Output



Input



Literature

E8.90

Product Name	Product Number	Input Power Voltage/Phase/Hertz	Rated Output: Current/Voltage/Duty Cycle	Wire Feed Speed Range : ipm (m/min)	Wire Size Range in (mm)	H x W x D in (mm)	Net Wt. lb (kg)
LN-23P	K316L-1	14-50V DC (90V DC Max. 0CV)	350A/60%	30-170 (0.8-4.3)	0.068-5/64 (1.7-2.0)	20.5 x 9 x 19 (520 x 230 x 480)	27 (12.3)

WARNING: Cancer and Reproductive Harm -www.P65Warnings.ca.gov

Activ8X[®] Pipe™

Perfectly Tuned for Pipe Welding

- Provides industry leading root-to-cap weld processes – including STT[®] Field and Pulsed MIG.
- Features CrossLinc[®] Technology to help improve jobsite safety, quality and productivity
- Digital meters and user interface allow for easy changes to wire feed speed, voltage and weld mode right at the feeder
- Real-time Current, Voltage and True Energy™ readings for quality control



Processes

- MIG
- STT-Field[®]
- Pulsed MIG
- FCAW-G

Output



Input



Literature

E8.63

Product Name	Product Number	Input Power Voltage/Phase/Hz	Max Spool Capacity	Rated Output: Current/Voltage/Duty Cycle	Wire Feed Speed Range: ipm (m/min)	Wire Size Range in (mm)	H x W x D in (mm)	Net Wt. lb (kg)
Activ8X [®] Pipe™	K4717-1	15-115 V DC (80 V DC Max. OCV)	8-in dia (203m) 15-lb (6.8kg)	275A/27V/60% 250A/25V/100%	700 ipm 17.7 m/min	0.035 - 0.047 (0.9-1.2m)	18 x 8 x 19 (457 x 203 x 483)	49 (22.2)
w/ Magnum [®] PRO Curve HDE 250 One-Pak [®]	K4968-2							
w/ Flextec [®] 350X PowerConnect [®] One-Pak [®]	K4935-2							

LN-25X™ with CrossLinc® Technology and TVT™

Full Control. Fewer Cables.

- Reduce job site clutter and eliminate unnecessary movement of personnel around the site
- Full voltage control at the feeder results in the correct settings for every weld and allows the operator to accurately compensate for voltage drop across long cable runs
- Set up faster and eliminate trips to the power source to make adjustments
- Fully encapsulated and environmentally protected electronics
- True Voltage Technology™ (TVT™) automatically compensates for voltage drops across long welding cables



Processes
 • MIG
 • Flux-Cored

Output

Input

Literature
 E8.107

^(H)Across-the-Arc

Product Name	Product Number	Input Power Voltage/Phase/Hertz	Rated Output: Current/Voltage/Duty Cycle	Wire Feed Speed Range: ipm (m/min)	Wire Size Range in (mm)	H x W x D in (mm)	Net Wt. lb (kg)
LN-25X™ w/CrossLinc® Technology and TVT™ Base Model Tweco® Style Plug	K4267-2	15-110V DC	450A/60%	50-700 [1.3-17.7]	SOLID: 0.023-1/16 [0.6-1.6] CORED: 0.030-5/64 [0.8-2.0]	14.8x8.7x23.2 [376 x 221 x 589]	37 [17]
Tweco® Style Plug w/Flowmeter	K4267-3						
Twist Mate™/Dinse Plug w/Flowmeter	K4267-4						
w/Magnum® PRO Curve™ 300 [045C] One-Pak™	K4266-1						
w/K126™ PRO [5/64-1/16] One-Pak™	K4266-2						
w/Magnum® 400 [045C] One-Pak™	K4266-3						
Extra Torque Model (Tweco® Style Plug)	K4267-5			50-400 [1.3-10.1]	SOLID: 0.023-1/16 [0.6-1.6] CORED: 0.030-5/64 [0.8-2.0]	14.8x8.7x23.2 [376 x 221 x 589]	37 [17]

WARNING: Cancer and Reproductive Harm -www.P65Warnings.ca.gov

LN-25® PRO Standard

Simplicity and Reliability

- Dual range wire feed speed delivers greater precision at low-end wire feed speeds
- Standard CC/CV switch, trigger interlock and flow meter
- Tough plastic case molded from impact-resistant flame-retardant material
- Cast aluminum MAXTRAC® Wire Drive enables quick tool-less drive roll changes and smooth, steady wire feeding



Processes
 • MIG
 • Flux-Cored

Output **Input**

Literature
 E8.101 ^(H)

^(H)Across-the-Arc

Product Name	Product Number	Input Power Voltage/Phase/Hertz	Rated Output: Current/Voltage/Duty Cycle	Wire Feed Speed Range: ipm (m/min)	Wire Size Range in (mm)	H x W x D in (mm)	Net Wt. lb (kg)
LN-25® PRO ^(H) Standard Base Model	K2613-5	15-110V DC	450A/60%	50-700 [1.3-17.7]	SOLID: 0.023-1/16 [0.6-1.6] CORED: 0.030-5/64 [0.8-2.0] ALUMINUM: 0.035-1/16 [0.9-1.6]	15 x 8.7 x 23.2 [381 x 221 x 589]	37 [16]

WARNING: Cancer and Reproductive Harm -www.P65Warnings.ca.gov

^(H)Includes a Flow Meter

LN-25[®] PRO Dual Power

Extend Your Process Capabilities

- Dual Power model features across-the-arc and control cable power and includes remote control capability and digital display for amps and wire feed speed
- Dual range wire feed speed delivers greater precision at low-end wire feed speeds
- Standard CC/CV switch, trigger interlock and flow meter
- Tough plastic case molded from impact-resistant flame-retardant material
- Cast aluminum MAXTRAC[®] Wire Drive enables quick tool-less drive roll changes and smooth, steady wire feeding



Processes

- MIG
- MIG-STT[®](1)
- Pulsed
- Flux-Cored

Output



Input



Literature

E8.101

(1) Across-the-Arc

(2) Control Cable

(3) When on an STT[®] II Power Source

Product Name	Product Number	Input Power Voltage/Phase/Hertz	Rated Output: Current/Voltage/Duty Cycle	Wire Feed Speed Range : ipm (m/min)	Wire Size Range in (mm)	H x W x D in (mm)	Net Wt. lb (kg)
LN-25 [®] PRO ⁽¹⁾ Dual Power	K2614-6	15-110V DC or 24-42V AC	450A/60%	50-700 [1.3-17.7]	SOLID: 0.023-1/16 [0.6-1.6] CORED: 0.030-5/64 [0.8-2.0] ALUMINUM: 0.035-1/16 [0.9-1.6]	15 x 8.7 x 23.2 [381 x 221 x 589]	37 [16]

⁽¹⁾Includes a Flow Meter

WARNING: Cancer and Reproductive Harm -www.P65Warnings.ca.gov

Power Feed[®] 25M

Advanced Process Control. Portable Design.

- Mode select panel enables easy access to the Power Wave[®] library of waveforms
- Internal LED lighting illuminates the wire drive, while internal heating controls humidity around the welding wire
- Dual procedure and user memory presets allow the operator to set A/B procedures and easily recall custom welding modes for common applications
- Cast aluminum MAXTRAC[®] Wire Drive enables quick tool-less drive roll changes and smooth, steady wire feeding



Processes

- MIG
- Pulsed MIG
- MIG-STT[®]*
- Flux-Cored
- Stick
- TIG
- Gouging

Output



Input



Literature

E8.271

Product Name	Product Number	Input Power Voltage/Phase/Hertz	Rated Output: Current/Voltage/Duty Cycle	Wire Feed Speed Range : ipm (m/min)	Wire Size Range in (mm)	H x W x D in (mm)	Net Wt. lb (kg)
Power Feed [®] 25M Aluminum Case	K2536-4	40V DC	500A/60%	50-800 [1.3-20.3] 30-400 [0.8-10.2]*	SOLID: 0.023-1/16 [0.6-1.6] CORED: 0.030-5/64 [0.8-2.0] 0.030-3/32 [0.8-2.4]*	14.5 x 8.5 x 23.5 [368 x 216 x 597]	35 [15.9]
Plastic Case	K2536-5						

WARNING: Cancer and Reproductive Harm -www.P65Warnings.ca.gov

*NOTE: When used in Extra Torque configuration.

LF-72

Wire Feed Consistency

- Two roll industrial shop wire feeder available in multiple configurations for boom or bench mounting
- Brass-to-brass gun connections for better electrical conductivity that results in better arc performance
- Calibrated wire feed speed dial ensures precise and accurate settings
- Cast aluminum MAXTRAC® Wire Drive enables quick tool-less drive roll changes and smooth, steady wire feeding



Processes

- MIG
- Flux-Cored

Output



Input



Literature

E8.11

Product Name	Product Number	Input Power Voltage/Phase/Hertz	Rated Output: Current/Voltage/Duty Cycle	Wire Feed Speed Range: ipm (m/min)	Wire Size Range in (mm)	H x W x D in (mm)	Net Wt. lb (kg)
LF-72 Base Model (w/o gun or cable)	K2327-4	24-42V AC 50/60 Hz 9 Amps	500A/60%	50-800 (1.3-20.3)	SOLID: 0.023-1/16 (0.6-1.6)	11.1 x 10.2 x 12.9 (282 x 259 x 328)	24 (11)
Bench Model Standard Duty	K2327-5				CORED: 0.030-5/64 (0.8-2.0)	12.6 x 10.9 x 22.5 (320 x 277 x 574)	52 (24)
Bench Model Heavy Duty	K2327-6					15.3 x 13.0 x 27.7 (389 x 330 x 704)	69 (31)
Bench Model Heavy Duty (w/o gun)	K2327-7					15.3 x 13.0 x 27.7 (389 x 330 x 704)	63 (29)

WARNING: Cancer and Reproductive Harm -www.P65Warnings.ca.gov

LF-74

Four Roll Feeding for Longer Runs

- Four roll industrial shop wire feeder recommended for larger diameter wires, longer gun cables or long boom conduits
- Brass-to-brass gun connections for better electrical conductivity that results in better arc performance
- Calibrated wire feed speed dial ensures precise and accurate settings
- Cast aluminum MAXTRAC® Wire Drive enables quick tool-less drive roll changes and smooth, steady wire feeding



Processes

- MIG
- Flux-Cored

Output



Input



Literature

E8.11

Product Name	Product Number	Input Power Voltage/Phase/Hertz	Rated Output: Current/Voltage/Duty Cycle	Wire Feed Speed Range: ipm (m/min)	Wire Size Range in (mm)	H x W x D in (mm)	Net Wt. lb (kg)
LF-74 Base Model	K2426-4	24-42V AC 50/60 Hz 9 Amps	600A/60%	50-800 (1.3-20.3)	SOLID: 0.023-1/16 (0.6-1.6)	11.1 x 10.2 x 12.9 (282 x 259 x 328)	27 (12)
Bench Model Heavy Duty	K2426-5				CORED: 0.030-5/64 (0.8-2.0)	15.3 x 13.0 x 27.7 (389 x 330 x 704)	63 (29)

WARNING: Cancer and Reproductive Harm -www.P65Warnings.ca.gov

Flex Feed® 74 HT

High-Torque, High Performance

- High torque bench feeder for industrial applications
- Optional gouging stud with contactor control when not in use.
- 2-step/4-step trigger interlock enhances operator comfort for longer welds
- Feed plate can be located on either right or left side of the weld drive housing for easy integration into any work center



Processes

- MIG
- Flux-Cored
- Hand-Held SAW
- Gouging (CAG) - with gouging option installed

Output



Input



Literature

E8.203

Product Name	Product Number	Input Power Voltage/Phase/Hertz	Rated Output: Current/Voltage/Duty Cycle	Wire Feed Speed Range : ipm (m/min)	Wire Size Range in (mm)	H x W x D in (mm)	Net Wt. lb (kg)
Flex Feed™ 74 HT Simple U/I, Heavy Duty Reel	K3883-11	24-42V AC 50/60 Hz	600A/60% (wire drive only)	20 TOOTH [®] : 50-500 (1.3-12.7)	SOLID: 0.025-3/32 [0.6-2.4] CORED: 0.035-0.120 [0.9-3.0]	25.2 x 15.5 x 27.9 (640 x 394 x 709)	48 (22)
Digital U/I, Heavy Duty Reel	K3883-12		500A/60% (wire drive w/gouging kit)	30 TOOTH : 50-700 (1.3-19.0)	SOLID: 0.025-1/16 [0.6-1.6] CORED: 0.035-5/64 [0.9-2.0]		56 (25)
Simple U/I, Heavy Duty Reel, Gouge Kit	K3883-13		600A/30% (gouging stud)				
Digital U/I, Heavy Duty Reel, Gouge Kit	K3883-14						

WARNING: Cancer and Reproductive Harm -www.P65Warnings.ca.gov

[®]Installed from factory. NOTE: Other Bench Configurations available. See Literature.

Flex Feed® 84

An industrial wire feeder for high-productivity, heavy fab applications

- 4 memories with limits and lockouts for process control
- Designed especially for consistent feeding over long conduit runs and large diameters wires
- Optional gouging stud with contactor control when not in use.
- Advanced MAXTRAC™ cast aluminum wire drive system features patented tool-less drive roll and split wire guide design
- Configure for single, dual, bench or boom setups as your workspace changes



Processes

- MIG
- Flux-Cored
- Hand-Held SAW
- Gouging (CAG) - with gouging option installed

Output



Input



Literature

E8.204.1

Product Name	Product Number	Input Power Voltage/Phase/Hertz	Rated Output: Current/Voltage/Duty Cycle	Wire Feed Speed Range : ipm (m/min)	Wire Size Range: in (mm) Solid Cored	H x W x D in (mm)	Net Wt. lb (kg)
FlexFeed™ 84 Single Head	K5000-2	24-42V AC 50/60 Hz 10 amps	Wire Drive: 600A/60% w/o contactor	Standard Speed / Installed 20 Pinion Gear [®] : 35-500 (0.9-12.7)	0.025-3/32 [0.6-2.4] 0.035-0.120 [0.9-3.0]	16.5 x 15.5 x 28 (419 x 394 x 711)	56 (25.4)
w/Contactor and Gouge Stud (no wire reel stand)	K5000-3		Wire Drive with Contactors or Gouging: 500A/60%	Standard Speed/ 30 Pinion Gear: 50-750 (1.3-19.0)	0.025-1/16 [0.6-1.6] 0.035-5/64 [0.9-2.0]		44 (20)
			Gouging Stud: 600A/30%	High Speed / Installed 20 Pinion Gear: 50-750 (1.3-19.0)	0.025-1/16 [0.6-1.6] 0.035-5/64 [0.9-2.0]		
			High Speed / Installed 20 Pinion Gear: 50-1200 (1.3-30.4)	0.025-0.045 [0.6-1.1] 0.035-1/16 [0.9-1.6]			

WARNING: Cancer and Reproductive Harm -www.P65Warnings.ca.gov

[®]Installed from factory. NOTE: Other Bench and Boom configurations available. See literature.

Flex Feed® 84 Dual

An industrial wire feeder for high-productivity, heavy fab applications

- 4 memories with limits and lockouts for process control.
- Designed especially for consistent feeding over long conduit runs and large diameter wires
- Optional electrical isolation on the non-active drive and gun for added safety
- Advanced MAXTRAC® cast aluminum wire drive system features patented tool-less drive roll and split wire guide design
- Configure for single, dual, bench or boom setups as your workspace changes



Processes

- GMAW
- FCAW
- SAW

Output



Input



Literature

E8.204.1

Product Name	Product Number	Input Power Voltage/Phase/Hertz	Rated Output: Current/Voltage/Duty Cycle	Wire Feed Speed Range: ipm (m/min)	Wire Size Range: in (mm)		H x W x D in (mm)	Net Wt. lb (kg)
					Solid	Cored		
Flex Feed® 84 Dual w/contactors	K5002-2	24-42V AC 50/60 Hz 10 amps	Wire Drive: 600A/60% w/o contactors	Standard Speed / Installed 20 Pinion Gear ¹⁾ : 35-500 (0.9-12.7)	0.025-3/32 (0.6-2.4)	0.035-0.120 (0.9-3.0)	16.5 x 22.5 x 30.6 (419 x 572 x 777)	101 (45.8)
	w/ Heavy Duty Wire Reel Stand				K5002-5	Wire Drive w/Contactors: 500A/60%		Standard Speed / 30 Pinion Gear: 50-750 (1.3-19.0)
				High Speed / Installed 20 Pinion Gear: 50-750 (1.3-19.0)	0.025-1/16 (0.6-1.6)	0.035-5/64 (0.9-2.0)		
				High Speed / Installed 20 Pinion Gear: 50-1200 (1.3-30.4)	0.025-0.045 (0.6-1.1)	0.035-1/16 (0.9-1.6)		

¹⁾Installed from factory.

NOTE: Other Bench and Boom configurations available. See literature.

Power Feed® 84

Advanced Multi-Process Digital Control

- Includes eight user memories for complete WPS recall and a USB port to transfer memory data
- Feed plate (Power Feed® 84) can be located on either right or left side of the wire drive housing for easy integration into any work environment
- Advanced interface includes Auto-Settings to simplify process set up
- ArcLink® digital communications protocol enables fast, advanced communication with any ArcLink®-enabled welding power source



Processes

- MIG
- Pulsed MIG
- MIG-STT®
- Flux-Cored
- Stick
- TIG
- Gouging (CCAG)

Output



Input



Literature

E8.268

Product Name	Product Number	Input Power Voltage/Phase/Hertz	Rated Output: Current/Voltage/Duty Cycle	Wire Feed Speed Range: ipm (m/min)	Wire Size Range in (mm)	H x W x D in (mm)	Net Wt. lb (kg)
Power Feed® 84 Single Bench Model No Reel Stand, No User Interface	K3328-1	40V DC	600A/60% (wire drive only)	50-750 (1.3-19.0) 50-1200 (1.3-30.4) ¹⁾	SOLID: 0.025-1/16 (0.6-1.6) 0.025-0.045 (0.6-1.2) ¹⁾	25.2 x 15.5 x 27.9 (640 x 394 x 709) single wire drive only	36 (16.3)
No Reel Stand	K3328-3		500A/60% (wire drive w/gouging kit)		CORED: 0.035-5/64 (0.9-2.0) 0.035-1/16 (0.9-1.6) ¹⁾		38 (17.2)
w/Standard Reel Stand	K3328-7		600A/30% (gouging stud)				54 (24.4)
w/Heavy Duty Reel Stand	K3328-13						62 (28.1)
w/Gouge Kit	K3328-12						38 (17.2)

¹⁾When used with optional 30 tooth pinion gear. 20 tooth pinion gear installed from factory.

Power Feed® 84 Dual

Advanced Multi-Process Digital Control

- Includes 16 user memories for complete WPS recall and a USB port to transfer memory data
- Dual feed head configuration provides convenient switching between wire types & sizes.
- Advanced interface includes Auto-Settings to simplify process set up
- ArcLink® digital communications protocol enables fast, advanced communication with any ArcLink®-enabled welding power source



Processes

- MIG
- Pulsed MIG
- MIG-STT®
- Flux-Cored
- Stick
- TIG
- Gouging (CCAG)

Output



Input

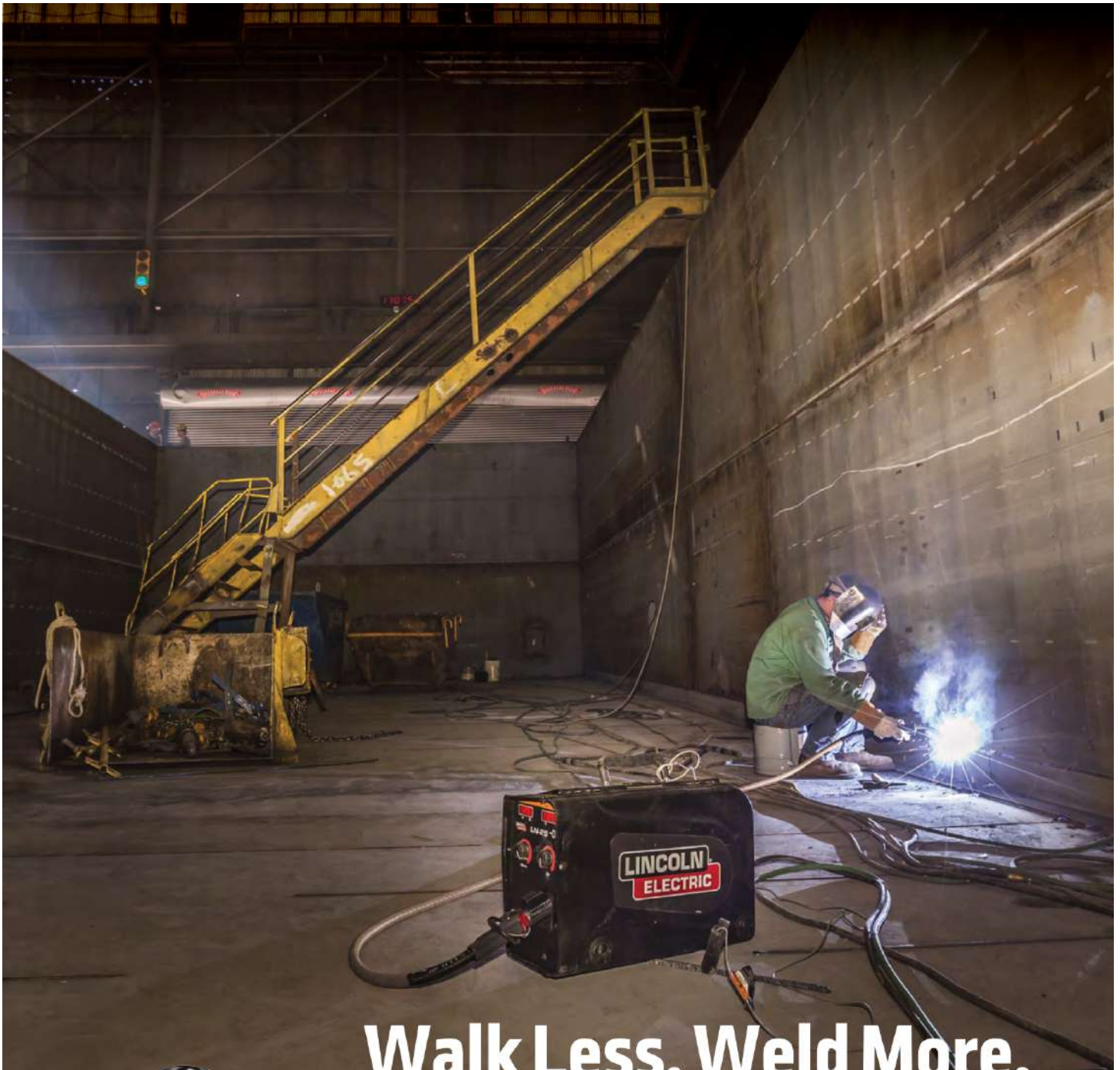


Literature

E8.268

Product Name	Product Number	Input Power Voltage/Phase/Hertz	Rated Output: Current/Voltage/Duty Cycle	Wire Feed Speed Range: ipm (m/min)	Wire Size Range in (mm)	H x W x D in (mm)	Net Wt. lb (kg)
Power Feed® 84 Dual Bench Model No Reel Stand. No User Interface	K3330-1	40V DC	600A/60% (w/o PowerPath™ contactors)	50-750 (1.3-19.0) 50-1200 (1.3-30.4) ⁽¹⁾	SOLID: 0.025-1/16 (0.6-1.6) 0.025-0.045 (0.6-1.2) ⁽¹⁾	25.2 x 22.5 x 30.6 {640 x 572 x 777} <i>dual wire drive only</i>	64 {29.0}
No Reel Stand	K3330-3		500A/60% (wire drive w/gouging kit)		CORED: 0.035-5/64 (0.9-2.0) 0.035-1/16 (0.9-1.6) ⁽¹⁾		66 {29.9}
w/Standard Reel Stand	K3330-7						93 {42.1}
w/Heavy Duty Reel Stand	K3330-10						109 {49.4}
w/Heavy Duty Reel Stand & Contactor	K3330-5						119 {53.9}

⁽¹⁾When used with optional 30 tooth pinion gear. 20 tooth pinion gear installed from factory.



Walk Less. Weld More.



FLEXTEC® 350X and LN-25X™
with CrossLinc® Technology.

<https://promotions.lincolnelectric.com/crosslinc/>



©2016 Lincoln Global, Inc. All Rights Reserved.



What's Included

Base Model/Unit Includes » Some base models include a set of specific standard accessories

One-Pak® Packages » Assembly required

Ready-Pak® Packages » Fully assembled

Activ8X® with CrossLinc® Technology

Required Accessories for all models

- Weld Power Cable
- Drive Roll and Wire Guide Kit

Base Model (K3519-1)

- Internal Contactor
- Gas Solenoid
- Arc Sensing Lead & Clip, 15 ft. (4.5 m)

One-Pak® (K3564-1)

- Everything listed for base model (K3519-1)
- Magnum® PRO Curve 300™ Ready-Pak®

Activ8X® Pipe™

Base Model (K4717-1)

- Tweco® style input connection
- Standard #2-#4 gun connection
- 0.035 - 0.045 in. V-Groove reversible drive roll kit

One-Pak® (K4968-2)

- Activ8X® Pipe Feeder with Tweco® Style Connectors
- Magnum® PRO Curve HDE 250 Welding Gun 15 ft. Ready-Pak® 0.035 - 0.045 in. (0.9 - 1.2 mm)
- 0.035 in. (0.9 mm) Tapered Contact Tip (10 ea.)
- 3/8 in. (9.5 mm) Tapered-Flush Nozzle
- 0.035 - 0.045 in. (0.9 - 1.2 mm) V-Groove Reversible Drive Roll Kit
- 2/0 work lead Tweco to GC500, 15 ft.

Activ8X® Pipe & Flextec® 350X PowerConnect®

One-Pak® (K4935-2)

- Activ8X® Pipe Feeder with Tweco® Style Connectors
- Flextec® 350X PowerConnect Power Source
- Magnum® PRO Curve HDE 250 Welding Gun 15 ft. Ready-Pak® 0.035 - 0.045 (0.9 - 1.2 mm)
- 0.035 in. (0.9 mm) Tapered Contact Tip (10 ea.)
- 3/8 in. (9.5 mm) Tapered-Flush Nozzle
- 0.035 - 0.045 in. (0.9 - 1.2 mm) V-Groove Reversible Drive Roll Kit
- 2/0 work lead Tweco® to GC500, 15 ft.

LN-23P

Required Accessories for all models

- Magnum® Self-Shielded Gun and Cable Assembly
- Adapter Kit (K350) for Terminal Strip Connection
- Adapter Kit (K350-1) for 14-pin MS-Type Connection

LN-23P

Base Model (K316L-1)

- Control Cable, 25 ft. (7.6 m)
- 1/0 Electrode Cable, 25 ft. (7.6 m)
- Drive Rolls and Guide Tubes, 3/32 in. (2.4 mm)

LN-25® PRO Standard

Base Model (K2613-5)

- Internal Contactor
- Gas Solenoid
- Flow Meter
- Arc Sensing Lead & Clip, 15 ft. (4.5 m)
- 2 Gun Bushings (K1500-2 standard #2-#4 installed; K1500-1 Lincoln Electric style loose)

LN-25® PRO Dual Power

Base Model (K2614-6)

- Internal Contactor
- Gas Solenoid
- Flow Meter
- Arc Sensing Lead & Clip, 15 ft. (4.5 m)
- 2 Gun Bushings (K1500-2 standard #2-#4 installed; K1500-1 Lincoln Electric style loose)

LN-25X™ with CrossLinc® Technology

Base Model (K4267-2)

- Internal Contactor
- Gas Solenoid
- Arc Sensing Lead & Clip, 15 ft. (4.5 m)
- 2 Gun Bushings (K1500-2 standard #2-#4 installed; K1500-1 Lincoln Electric style loose)
- 5/64 in. (2.0 mm) cored wire drive rolls and guide kit

Magnum® PRO Curve™ 300 One-Pak® (K4266-1)

- Everything listed for base model (K4267-2)
- Magnum® PRO Curve™ 300 Welding Gun Ready-Pak®, 15 ft. (4.6 m)
- Drive Roll Kit 0.040-0.045 in. (1.0-1.2 mm) Cored Wire

K126® PRO One-Pak® (K4266-2)

- Everything listed for base model (K4267-2)
- K126® PRO Innershield® 350 FCAW-SS Welding Gun, 1/16-5/64 (1.6-2.0 mm), 15 ft. (4.6 m)
- Drive Roll Kit 1/16 in. (1.6 mm) Cored Wire
- Drive Roll Kit 5/64 in. (2.0 mm) Solid/Cored Wire

Magnum® 400 One-Pak® (K4266-3)

- Everything listed for base model above (K4267-2)
- Magnum® 400 welding gun Ready-Pak®, 15 ft (4.6 m)
- Drive Roll kit 0.045C (1.2 mm)



WARNING: Cancer and Reproductive Harm - www.P65Warnings.ca.gov

What's Included

Base Model/Unit Includes » Some base models include a set of specific standard accessories

One-Pak® Packages » Assembly required

Ready-Pak® Packages » Fully assembled

Power Feed® 25M

Base Model, Aluminum Case (K2536-4)

- Electrode Pigtail
- Mode Select Panel
- Push-Pull Gun Connector
- Remote Control Connector
- Gun Receiver Bushing
- Standard & Extra Torque Gearing

Base Model, Plastic Case (K2536-5)

- Electrode Pigtail
- Mode Select Panel
- Push-Pull Gun Connector
- Remote Control Connector
- Gun Receiver Bushing
- Standard & Extra Torque Gearing

LF-72

Required Accessories for all models

- Weld Power Cable

Base Model w/o Gun or Cable (K2327-4)

- 0.035/0.045 in. (0.9/1.1 mm) Drive Rolls & Cable

Bench Model, Standard Duty (K2327-5)

- Control Cable
- Magnum® PRO 350 Gun & Cable, 15 ft. (4.6 m)
- 0.035/0.045 in. (0.9/1.1 mm) Solid Wire Drive Roll & Guide Kit
- Standard Duty Wire Reel Stand
- 44 lb. (20 kg) Wire Package, Max.

Bench Model, Heavy Duty (No Gun) (K2327-7)

- Control Cable
- 0.035/0.045 in. (0.9/1.1 mm) Solid Wire Drive Roll & Guide Kit
- Heavy Duty Wire Reel Stand
- 60 lb. (27.2 kg) Wire Package, Max.

Bench Model, Heavy Duty (K2327-6)

- Magnum® PRO 350 Gun & Cable, 15 ft. (4.6 m)
- Control Cable
- 0.035/0.045 in. (0.9/1.1 mm) Solid Wire Drive Roll & Guide Kit
- Heavy Duty Wire Reel Stand
- 60 lb. (27.2 kg) Wire Package, Max.

LF-74

Required Accessories for all models

- Weld Power Cable

Base Model (K2426-4)

- Control Cable
- 0.035/0.045 in. (0.9/1.1 mm) Solid Wire Drive Rolls & Guide Kit

Bench Model, Heavy Duty (K2426-5)

- Everything listed above
- Heavy Duty Wire Reel Stand
- 60 lb. (27.2 kg) Wire Package, Max.

Flex Feed® 74 HT

Required Accessories for all models

- Drive Roll Kits
- Control Cable
- Weld Power Cable

Simple U/I, Heavy Duty Reel (K3883-11)

- Basic User Interface
- Heavy Duty Reel Stand
- Control Cable

Digital U/I, Heavy Duty Reel (K3883-12)

- Digital User Interface
- Heavy Duty Reel Stand
- Control Cable
- Lift Bail

Simple U/I, Heavy Duty Reel, Gouge Kit (K3883-13)

- Basic User Interface
- Heavy Duty Reel Stand
- Control Cable
- Gouge Kit
- Lift Bail

Digital U/I, Heavy Duty Reel, Gouge Kit (K3883-14)

- Digital User Interface
- Heavy Duty Reel Stand
- Control Cable
- Lift Bail



WARNING: Cancer and Reproductive Harm -www.P65Warnings.ca.gov

What's Included

Base Model/Unit Includes » Some base models include a set of specific standard accessories

One-Pak® Packages » Assembly required

Ready-Pak® Packages » Fully assembled

Flex Feed® 84

Required Accessories for all models

- Drive Roll Kits
- Control Cable
- Weld Power Cable

Single Bench Model (K5000-2)

- Single Wire Drive
- Heavy Duty Wire Reel Stand
- #2-#4 Gun Adapter
- 30-tooth Pinion Gear
- Control Cable, 10 ft. (3.0 m)

Flex Feed® 84 Dual

Required Accessories for all models

- Drive Roll Kits
- Control Cable
- Weld Power Cable

Dual Bench Model (K5002-2)

- Dual Wire Drive
- Heavy Duty Wire Reel Stand
- Contactors
- #2-#4 Gun Adapter
- 30-tooth Pinion Gear
- Control Cable, 10 ft. (3.0 m)

Power Feed® 84

Required Accessories for all models

- Drive Roll Kits

Single Bench Model

- See Literature E8.268 for What's Included

Power Feed® 84 Dual

Required Accessories for all models

- Drive Roll Kits

Dual Bench Model

- See Literature E8.268 for What's Included

Additional configurations and boom packages available. Visit lincolnelectric.com



WARNING: Cancer and Reproductive Harm - www.P65Warnings.ca.gov

Accessories

Product Name	Product No.	ActiveX™ w/CrossLinc™ Technology and TVT™	LN-23P	ActiveX™ Pipe™	LN-25™ PRO Standard	LN-25™ PRO Dual Power	LN-25X™ w/CrossLinc™ Technology and TVT™	Power Feed™ 25M
		Base Model	Base Model	Base Model	Base Model	Base Model	Base Model Alum. Case	Base Model Plastic case
REQUIRED (see charts in Drive and Cable Accessories Section)								
Weld Power Cables	—	•		•	•	•	•	•
Drive Roll and Wire Guide Kits	—	•		•	•	•	•	•
Control Cables and Adapters	—					•		
Push-Pull Guns	—						•	•
ArcLink™/Linc-Net™ Control Cables	—						•	•
350A FCAW-SS Gun, 10 ft. (3.0 m), 0.068-5/64 in. (1.7-2.0 mm)	K345-10		•					
GENERAL								
Magnum® PRO Curve™ 300 Welding Gun Ready-Pak® Pkg., 0.045C, 15 ft. (4.6 m)	K2951-2-10-45	•			•	•	•	•
Magnum® PRO Curve 200 Welding Gun Ready-Pak® Pkg. 15 ft. (4.6 m)	K2950-2-10-45			•				
K126® PRO Innershield® 350A FCAW-SS Welding Gun, 1/16-5/64C, 15 ft. (4.6 m)	K126-12	•			•	•	•	•
Gun Receiver Bushings (see Drive and Cable Accessories Section)	—	•		•	•	•	•	•
Receiver Bushing (standard #2-#4 Style) (see Drive and Cable Accessories Section)	—	•		•	•	•	•	•
Receiver Bushing (see Drive and Cable Accessories Section)	—	•			•	•	•	•
Dual Schedule Fast-Mate Adapter™ 10 Series	K489-7	•		•	•	•	•	•
LC-40 Tweco-Style Receptacle (1/0-2/0)	K3417-70							
LC-40 Tweco-Style Plug (1/0-2/0)	K3416-70							
Work and Wire Feeder 2/0 Weld Cable, 10 ft. (3.0 m) Package (Twist Mate™/Dinse)	K1803-1							
Twist Mate™ Cable Plug, For 2/0-3/0, 70-95 mm² cable	K852-95							
Jumper Plug Kit	K484	•			•	•	•	
GC-300 Work Clamp	K910-1	•		•				
GC-500 Work Clamp	K910-2	•						
Deluxe Adjustable Gas Regulator & Hose Kit, 4.3 ft. (1.3 m)	K586-1	•		•			•	•
Portable Digital Wire Feed Speed Meter	K283	•						
Flow Meter Kit	K3156-1	•						
LN-23P Adapter Kit, For Terminal Strip Connection	K350		•					
LN-23P Adapter Kit, For 14-pin Connection	K350-1		•					
Preflow, Postflow and Burnback Timer Kit	K2330-2				•	•	•	
14 lb. (6.4 kg) Innershield® Coil Adapter	K435				•	•	•	•
8 in. (203.2 mm) O.D. Spool Adapter	K468				•	•	•	•

• Required • Optional

Accessories

Product Name	Product No.	ActiveX™ w/CrossLink™ Technology and TVT™		LN-23P		ActiveX™ Pipe™		LN-25™ PRO Standard		LN-25™ PRO Dual Power		LN-25X™ w/CrossLink™ Technology and TVT™		Power Feed™ 25M	
		Base Model	Base Model	Base Model	Base Model	Base Model	Base Model	Base Model	Base Model	Base Model	Base Model	Base Model	Base Model	Base Model	Base Model
		K3519-1	K316L-1	K427-1	K2613-5	K2614-6	K4267-1	K2536-4	K2536-5						
GENERAL, CONT.															
Replacement Case Kit - Polycarbonate	K2596-2				•	•	•	•	•						
Micro Wire Straightener	K1733-4				•	•	•	•	•						
12-Pin to 6-Pin Adapter Cable	K2909-1											•	•		
12-Pin to 7-Pin Adapter Cable	K2910-1											•	•		
ArcLink™ "T" Cable Connector	K2429-1											•	•		
Remote Output Control (12-Pin), 25 ft. (7.6 m)	K857-2											•	•		
Water Connection Kit	K590-6											•	•		
Shielding Gas Filter	KP3103-1	•		•	•	•	•	•	•			•	•		
Push-Pull Gun Adapter Kit	K2339-1			•								•	•		
Drive Roll Kits [see Drive and Cable Accessories Section]	—	•	•		•	•	•	•	•			•	•		
TIG															
PTA-17 Pro-Torch™ TIG Torch, 12.5 ft. (3.8 m), 2 pc	K1782-2											•	•		
PTA-17 Pro-Torch™ TIG Torch, 25 ft. (7.6 m), 2pc	K1782-4											•	•		
PTA-26 Pro-Torch™ TIG Torch, 12.5 ft. (3.8 m), 2pc	K1783-2											•	•		
PTA-26 Pro-Torch™ TIG Torch, 25 ft. (7.6 m), 2pc	K1783-4											•	•		
Foot Amptrol™, 12-Pin	K870-2											•	•		
Hand Amptrol™, 12-Pin	K963-4											•	•		
POWER SOURCES															
MIG Welders (CV), Multi-Process Welders (CC/CV), Engine Driven Welders	—	•	•		•	•	•								
<i>Crosslink™ Equipped Power Sources</i>															
Flextec® 350X, Flextec® 500X, Flextec® 650X	—	•						•							
Flextec® 350X PowerConnect™		•		•				•	•	•					
<i>ArcLink™ Equipped Power Sources</i>															
Power Wave® and Flextec®	—											•	•		
2-YEAR EXTENDED WARRANTY AVAILABLE	—	•	•		•	•	•	•	•			•	•		

• Optional

Accessories

Product Name	Product No.	LF-72 Wire Feeder				LF-74 Wire Feeder				Flex Feed™ 74 HT				Flex Feed™ 84		Flex Feed™ 84 Dual		Power Feed™ 84		Power Feed™ 84 Dual	
		Base Model (w/o gun)	Bench Model (Standard Duty)	Bench Model (Heavy Duty)	Bench Model (HD, w/o gun)	Base Model	Bench Model (Heavy Duty)	Bench Model (Heavy Duty)	Digital Model (Heavy Duty)	Digital Model (HD Gauge Kit)	Digital Model (HD Gauge Kit w/Gun)	Bench Model (Heavy Duty)	Bench Model (Heavy Duty)	Base Model	Base Model	Base Model	Base Model				
REQUIRED (see charts in Drive and Cable Accessories Section)																					
Weld Power Cables	—	•	•	•	•	•	•	•	•	•	•	•	•	•	•	•	•	•	•	•	
Drive Roll and Wire Guide Kits	—	•	•	•	•	•	•	•	•	•	•	•	•	•	•	•	•	•	•	•	
Control Cables and Adapters	—	•	•	•	•	•	•	•	•	•	•	•	•	•	•	•	•	•	•	•	
GENERAL																					
Gun Receiver Bushing (see Drive and Cable Accessories Section)	—	•	•	•	•	•	•	•	•	•	•	•	•	•	•	•	•	•	•	•	
Deluxe Adjustable Gas Regulator & Hose Kit, 4.3 ft. (1.3 m)	K586-1	•	•	•	•	•	•	•	•	•	•	•	•	•	•	•	•	•	•	•	
Portable Digital Wire Feed Speed Meter	K283	•	•	•	•	•	•	•	•	•	•	•	•	•	•	•	•	•	•	•	
Incoming Bushing for Conduit, 0.025-1/16 in. (0.6-1.6 mm) wire	K1546-1	•	•	•	•	•	•	•	•	•	•	•	•	•	•	•	•	•	•	•	
Incoming Bushing for Conduit, 1/16-1/8 in. (1.6-3.2 mm) wire	K1546-2	•	•	•	•	•	•	•	•	•	•	•	•	•	•	•	•	•	•	•	
Inlet Bushing, Quick Connect Style	K3929-1							•	•	•	•	•	•	•	•	•	•	•	•	•	
Incoming Ball Bearing Bushing for Lincoln® Conduit	K1551-2							•	•	•	•	•	•	•	•	•	•	•	•	•	
Adapter for Competitive Power Sources	K2335-2	•	•	•	•	•	•	•	•	•	•	•	•	•	•	•	•	•	•	•	
Postflow and Burnback Timer Kit	K2330-1	•	•	•	•	•	•														
14 lb. (6.4 kg) Innershield® Coil Adapter	K435		•	•	•		•														
8 in. (203.2 mm) O.D. Spool Adapter	K468		•	•	•		•														
Remote Voltage Control Kit	K2329-1	•	•	•	•	•	•														
Spindle Kit, 2 Inch (50.8 mm) Hub	K162-1	•	•	•	•	•	•														
Harris® Argon/CO ₂ Flowmeter Regulator & Hose Kit, 10 ft. (3.0 m)	3100211	•	•	•	•	•	•	•	•	•	•	•	•	•	•	•	•	•	•	•	
Adapter Cable, Male 14-pin Control Cable to Terminal Strip	K1798	•	•	•	•	•	•	•	•	•	•	•	•	•	•	•	•	•	•	•	
Gas Flow Sensor	K3338-1																		•	•	

• Required • Optional

Accessories

Product Name	Product No.	LF-72 Wire Feeder				LF-74 Wire Feeder			Flex Feed® 74 HT			Flex Feed® 84	Flex Feed® 84Dual	Power Feed® 84	Power Feed® 84Dual	
		Base Model (w/o gun)	Bench Model (Standard Duty)	Bench Model (Heavy Duty)	Bench Model (HD, w/gun)	Base Model	Bench Model (Heavy Duty)	Bench Model (Heavy Duty)	Digital Model (Heavy Duty)	Digital Model (HD Gauge Kit)	Digital Model (HD Gauge Kit w/Gun)	Bench Model (Heavy Duty)	Bench Model (Heavy Duty)	Base Model	Base Model	
GENERAL, CON'T.																
42 Volt Transformer Kit	K1520-1	•	•	•	•	•	•	•	•	•	•	•				
Standard Duty Wire Reel Stand, 44 lbs. (20 kg) spools, max.	K2328-1	•	•	•	•	•	•									
Standard Duty Wire Reel Stand, 44 lbs. (20 kg) spools, max.	K3342-1							•	•	•	•	•	•	•	•	•
Heavy Duty Wire Reel Stand, 60 lbs. (27.2 kg) spools, max.	K1524-3	•	•	•	•	•	•									
Heavy Duty Wire Reel Stand, 44 lbs. (20 kg) spools, max. & up to 60 lbs. (27.2 kg) coils. (includes K3341-1 Lift Bail)	K3343-1							•	•	•	•	•	•	•	•	•
Undercarriage	K163-1		•	•	•	•		•	•	•	•	•	•	•	•	•
Cart Bracket (req'd for mounting Flex Feed® and Power Feed® feeders to K3059-xx inverter cart)	K4068-1							•	•	•	•	•	•	•	•	•
Bench to Boom Conversion Kit (control box, no UI)	K5004-2										•	•				
Spool Cover, 30-40 lbs. (13.6-18.1 kg) spools	K1634-4		•	•	•	•	•	•	•	•	•	•	•	•	•	•
Spool Cover, 50-60 lbs. (22.7-27.2 kg) coils	K3340-1			•	•	•		•	•	•	•	•	•	•	•	•
Insulated Lift Bail, 60 lbs. (27.2 kg) spools, max.	K1555-1			•	•	•										
Lift Bail	K3341-1							•	•	•	•	•	•	•	•	•
Light Duty Caster Kit	K1556-1			•	•	•										
Swivel Platform	K1557-1			•	•	•										
22-30 lb. (10-13.6 kg) Read-i-Reel® Adapter	K363P	•	•	•	•	•	•	•	•	•	•	•	•	•	•	•
50-60 lb. (22.7-27.2 kg) Coil Adapter, 2 in. (50.8 mm) spindle	K1504-1			•	•	•		•	•	•	•	•	•			
Wire Reel and Flux Tank Assembly	K305							•	•	•	•	•	•			
Wire Straightener	K1733-1							•	•	•	•	•	•	•	•	•
Water Connection Kit	K590-6							•	•	•	•	•	•	•	•	•
Shielding Gas Filter	KP3103-1							•	•	•	•	•	•	•	•	•
Quick Connect Conduit Inlet Bushing	K3929-1							•	•	•	•	•	•	•	•	•
POWER SOURCES																
Power sources with 42V feeder power from 14-pin connector	—	•	•	•	•	•	•	•	•	•	•	•	•			
Power Wave® Compatible	—														•	•
2-YEAR EXTENDED WARRANTY AVAILABLE																
		•	•	•	•	•	•	•	•	•	•	•	•	•	•	•

For more information on our Extended Warranty program, visit www.lincolnelectric.com/warranty

• Optional

SUBMERGED ARC AND AUTOMATIC EQUIPMENT

WIRE FEEDER MODEL	OUTPUT				PROCESS			INPUT	FEATURES							
	Power Source Required	Wire Feed Speed Range ipm (m/min)	Solid Wire Size Range: in (mm)	Cored Wire Size Range: in (mm)	MIG	Flux-Cored	Submerged Arc	Power	2-Roll Drive	4-Roll Drive	Digital Display					
SEMI-AUTOMATIC WIRE FEEDERS																
Flex Feed® 74HT	DC600, Flextec® 650X	50-700 [1.3-17.8] ¹⁾	0.025-3/32 [0.6-2.4]	0.035-.120 [0.9-3.0]	●	●	●	40VAC		●	● <small>optional</small>					
Flex Feed® 84	DC600, Flextec® 650X	50-750 [1.3-19.0] ¹⁾	0.025-3/32 [0.6-2.4]	0.035-.120 [0.9-3.0]	●	●	●	40VAC DC		●	●					
MECHANIZED WIRE FEEDERS																
LT-7 Tractor	DC600, DC1000, Flextec® 650X, Vantage® 549X, Vantage® 566X	100-400 [2.5-10.2]	3/32-3/16 [2.4-4.8]	3/32-3/16 [2.4-4.8]			●	115VAC	●							
Cruiser™ and Tandem Cruiser™	Power Wave® AC/DC 1000® SD, Flextec® 650X	15-500 [0.4-12.7]	1/16-7/32 [1.6-5.6]	—			●	40VDC	●	●	●					
AUTOMATIC WIRE FEEDERS																
NA-3 Control and Heads	DC600, DC1000, DC1500, Flextec® 650X, Vantage® 549X, Vantage® 566X	25-600 [0.6-15.2]	0.035-7/32 [0.9-5.6]	0.045-5/32 [1.1-4.0]	●	●	●	115VAC	●							
NA-4 Control and Heads	AC1200	subject to arc voltage used	1/16-7/32 [1.6-5.6]	—			●	115VAC	●							
NA-5 Control and Heads	DC600, DC1000, DC1500, Flextec® 650X	25-775 [0.6-19.7]	0.035-7/32 [0.9-5.6]	0.045-5/32 [1.1-4.0]	●	●	●	115VAC	●		●					
MAXsa® 10 Controller and MAXsa® 22 Feed Head	Flextec® 650X, Power Wave® AC/DC 1000® SD	10-500 [0.25-12.7]	1/16-7/32 [1.6-5.6]	—			●	40VDC	●		●					
MAXsa® 19 Controller and MAXsa® 29 Feed Head	Power Wave® AC/DC 1000® SD	10-500 [0.25-12.7]	1/16-7/32 [1.6-5.6]	—			●	40VDC	●		●					
WELDER MODEL	OUTPUT			PROCESS					INPUT		FEATURES					
	Mode	Polarity	Current Range (Amps)	Stick	TIG	MIG	Pulsed	Flux-Cored	Submerged Arc	Arc Gouge	Phase	Hertz	Waveform Control Technology®	ArLink® Digital Communication	Stackable	7-Yr. Warranty (on Power Rectifier)
ENGINE DRIVEN																
Vantage® 549X	CC/CV	DC	30-575	●	●	●	●	●	●	●	N/A	N/A		●		
Vantage® 566X	CC/CV	DC	30-600	●	●	●	●	●	●	●	N/A	N/A		●		
ANALOG																
Idealarc® DC600	CC/CV	DC	70-680	●	●	●		●	●	●	3	60			●	●
Idealarc® DC1000	CC/CV	DC	150-1300					●	●	●	3	60			●	●
Idealarc® DC1500	CC/CV	DC	200-1500					●	●	●	3	60				●
Idealarc® AC1200	CC/CV	AC	200-1500						●		1	60				●
DIGITAL																
Power Wave® AC/DC 1000® SD	CC/CV	AC/DC	100-1000						●		3	50/60	●	●		
Flextec® 650X	CV	DC	40-815	●	●	●		●	●	●	3	50/60		●		

KEY: ● Excellent ● Good ● Optional

Flex Feed® 74 HT

High-Torque, High Performance

- Select models include contactors to electrically isolate the gouging stud
- 2-step/4-step trigger interlock enhances operator comfort for longer welds
- Feed plate can be located on either right or left side of the weld drive housing for easy integration into any work center



Processes

- MIG
- Flux-Cored
- Hand-Held SAW
- Gouging (CAG) - with gouging option installed
- Submerged Arc

Output



Input



Literature

E8.203

Product Name	Product Number	Input Power Voltage/Phase/Hertz	Rated Output: Current/Voltage/Duty Cycle	Wire Feed Speed Range : ipm (m/min)	Wire Size Range in (mm)	H x W x D in (mm)	Net Wt. lb (kg)
Flex Feed® 74 HT w/Simple UI, Heavy Duty Reel	K3883-11	24-42V AC 50/60 Hz	600A/60% (wire drive only)	20 TOOTH® : 50-500 (1.3-12.7)	SOLID: 0.025-3/32 (0.6-2.4) CORED: 0.035-0.120 (0.9-3.0)	25.2 x 15.5 x 27.9 (640 x 394 x 709)	48 (22)
w/Digital UI, Heavy Duty Reel	K3883-12		500A/60% (wire drive w/gouging kit)	30 TOOTH : 50-700 (1.3-19.0)	SOLID: 0.025-1/16 (0.6-1.6) CORED: 0.035-5/64 (0.9-2.0)		56 (25)
w/Simple UI, Heavy Duty Reel, Gouge Kit	K3883-13		600A/30% (gouging stud)				
w/Digital UI, Heavy Duty Reel, Gouge Kit	K3883-14						

®Installed from factory. NOTE: Other Bench Configurations available. See Literature.

WARNING: Cancer and Reproductive Harm -www.P65Warnings.ca.gov

Flex Feed® 84

An industrial wire feeder for high-productivity, heavy fab applications

- Designed especially for consistent feeding over long conduit runs and large diameters wires
- Select models include contactors to electrically isolate the gouging stud
- Advanced MAXTRAC® cast aluminum wire drive system features patented tool-less drive roll and split wire guide design
- Configure for single, dual, bench or boom setups as your workspace changes



Processes

- MIG
- Flux-Cored
- Hand-Held SAW
- Gouging (CAG) - with gouging option installed
- Submerged Arc

Output



Input



Literature

E8.204.1

Product Name	Product Number	Input Power Voltage/Phase/Hertz	Rated Output: Current/Voltage/Duty Cycle	Wire Feed Speed Range : ipm (m/min)	Wire Size Range: in (mm)		H x W x D in (mm)	Net Wt. lb (kg)
					Solid	Cored		
FlexFeed® 84 Single Head	K5000-2	24-42V AC 50/60 Hz 10 amps	Wire Drive: 600A/60%	Standard Speed / Installed 20 Pinion Gear®: 35-500 (0.9-12.7)	0.025-3/32 (0.6-2.4)	0.035-0.120 (0.9-3.0)	16.5 x 15.5 x 28 (419 x 394 x 711)	56 (25.4)
w/Contactor and Gouge Stud	K5000-3		Wire Drive with Contactors or Gouging: 500A/60%	Standard Speed / 30 Pinion Gear: 50-750 (1.3-19.0)	0.025-1/16 (0.6-1.6)	0.035-5/64 (0.9-2.0)		
			Gouging Stud: 600A/30%	High Speed / Installed 20 Pinion Gear: 50-750 (1.3-19.0)	0.025-1/16 (0.6-1.6)	0.035-5/64 (0.9-2.0)		
			Wire Drive w/Contactors: 500A/60%	High Speed / Installed 20 Pinion Gear: 50-1200 (1.3-30.4)	0.025-0.045 (0.6-1.1)	0.035-1/16 (0.9-1.6)		

WARNING: Cancer and Reproductive Harm -www.P65Warnings.ca.gov

®Installed from factory. NOTE: Other Bench and Boom configurations available. See literature.

LT-7 Tractor

Track Greater Submerged Arc Productivity

- Calibrated tractor drive travels 6 to 70 ipm (12.7-127.0 m/min)
- Vertical head lift adjuster for adjusting electrical stick-out from 1/2 to 5 inches
- Control box can be mounted on either left or right, eliminating the need to return to the power source for routine procedure changes
- Welds horizontal fillets, lap and butt joints to the left or right side of the tractor frame for convenience



Processes
• Submerged Arc

Output



Input



Literature
E9.70

Product Name	Product Number	Input Power: Voltage	Rated Output: Current/Duty Cycle	Gearing	Wire Feed Speed Range: ipm (m/min)	Wire Size Range in (mm)	H x W x D in (mm)	Net Wt. lb (kg)
LT-7 Tractor Base Model	K227-1	115V AC 50/60 Hz	600A/100% 1100A/100% (w/water cooling)	NA	100-400 [2.5-10.2]	SOLID: 3/32-3/16 (2.4-4.8)	27.5 x 33 x 14 (698 x 838 x 356)	120 [54]
Track Model	K395-1							130 [59]

WARNING: Cancer and Reproductive Harm -www.P65Warnings.ca.gov

Cruiser™ Tractor

Rigid, Configurable and Quick

- For butt and fillet joints on plate welding common in bridge or barge decking, tank fabrication or shipbuilding
- Set up with or without a track and three or four wheel operation
- Strong, rigid and stiff where you need it most – frame, mast, clamps, wheels and outriggers
- Deposition rates up to 30 lbs [13.6 kg] per hour



Processes
• Submerged Arc

Output



Input



Literature
E9.170

Product Name	Product Number	Input Power: Voltage	Rated Output: Current/Duty Cycle	Gearing	Wire Feed Speed Range: ipm (m/min)	Wire Size Range in (mm)	H x W x D in (mm)	Net Wt. lb (kg)
Cruiser™ Tractor⁽¹⁾ Base Model	K3048-2	40V DC	1000A/100%	142:1	15-200 [0.4-5.0]	SOLID: 3/32-7/32 (2.4-5.6)	29 x 23 x 36 (736 x 584 x 914)	207 [94]
				95:1 ⁽²⁾	15-300 [0.4-7.6]	1/16-1/8 (1.6-3.2)		
				57:1 ⁽²⁾	50-500 [1.3-12.7]	1/16-3/32 (1.6-2.4)		

⁽¹⁾Travel Speed, in/min. (m/min) : 10-100 (0.25-2.5) ⁽²⁾Optional Gearing

WARNING: Cancer and Reproductive Harm -www.P65Warnings.ca.gov

Tandem Cruiser™ Tractor

Double the Deposition

- Deposition rates up to 30 lbs [13.6 kg] per hour per arc for greater productivity on thick materials
- For butt and fillet joints on plate welding common in bridge or barge decking, tank fabrication or shipbuilding
- Set up with or without a track and three or four wheel operation
- Strong, rigid and stiff where you need it most – frame, mast, clamps, wheels and outriggers



Processes
· Submerged Arc

Output



Input



Literature
E9.170

Product Name	Product Number	Input Power: Voltage	Rated Output: Current/Duty Cycle	Gearing	Wire Feed Speed Range: ipm (m/min)	Wire Size Range in (mm)	H x W x D in (mm)	Net Wt. lb (kg)
Tandem Cruiser™ Tractor ⁽¹⁾ Tandem Model	K3083-1	40V DC	1000A/100%	142:1	15-200 (0.4-5.0)	SOLID: 3/32-7/32 (2.4-5.6)	36.5 x 45.5 x 41.5 (927 x 1156 x 1054)	300 (136)
				95:1 ⁽²⁾	15-300 (0.4-7.6)	1/16-1/8 (1.6-3.2)		
				57:1 ⁽²⁾	50-500 (1.3-12.7)	1/16-3/32 (1.6-2.4)		

⁽¹⁾Travel Speed, In/min. (m/min) : 10-100 (0.25-2.5) ⁽²⁾Optional Gearing

WARNING: Cancer and Reproductive Harm -www.P65Warnings.ca.gov

NA-3S Controller

DC Submerged Arc Control

- Delivers arc sensing or constant wire feed speed control with hot or cold starting for use with either constant current or constant voltage DC power sources
- Includes travel and Inch Up/Inch Down controls to aid set up
- Start and stop the welding cycle with the push of a button



Processes
· Flux-Cored
· Submerged Arc

Output



Input



Literature
E9.10

Product Name	Product Number	Input Power: Voltage	Rated Output: Current/Duty Cycle	Gearing	Wire Feed Speed Range: ipm (m/min)	Wire Size Range in (mm)	H x W x D in (mm)	Net Wt. lb (kg)
NA-3S Controller	K210-2	115V AC, 50/60 Hz	1500 A / 100%	NA	25-650 (0.6-16.5)	SOLID: 1/16-7/32 (0.8-5.6)	11.0 x 13.5 x 12.3 (279 x 343 x 312)	44 (20)

WARNING: Cancer and Reproductive Harm -www.P65Warnings.ca.gov

NA-4 Controller

Battle Arc Blow with AC Multiple Arc Welding

- Delivers arc sensing control with hot or cold starting for use with constant current AC power sources for submerged arc welding, including AC-AC tandem arc and AC-AC-AC triple arc systems and single electrode submerged arc when arc blow limits the DC welding current and travel speeds
- Includes travel and Inch Up/Inch Down controls to aid set up
- Start and stop the welding cycle with the push of a button



Processes

- Flux-Cored
- Submerged Arc

Output



Input



Literature
E9.10

Product Name	Product Number	Input Power: Voltage	Rated Output: Current/Duty Cycle	Gearing	Wire Feed Speed Range: ipm (m/min)	Wire Size Range in (mm)	H x W x D in (mm)	Net Wt. lb (kg)
NA-4 Controller	K388-2	115V, 50/60 Hz	1500A/100%	NA	25-650 [0.6-16.5] ¹⁾	SOLID: 1/16-7/32 [0.8-5.6]	11.0 x 13.5 x 9.70 [279 x 343 x 246]	35 [16]

¹⁾Subject to arc voltage used

WARNING: Cancer and Reproductive Harm -www.P65Warnings.ca.gov

NA-3S/NA-4 and NA-3SF/NA-4F Feed Heads

Deposit More. Travel Faster.

- Handles wide range of wire diameters and produces a wide wire feed speed range
- Proven, rugged construction minimizes downtime and maintenance costs



Processes

- Flux-Cored
- Submerged Arc

Output



Input



Literature
E9.10

Product Name	Product Number	Input Power: Voltage	Rated Output: Current/Duty Cycle	Gearing	Wire Feed Speed Range: ipm (m/min)	Wire Size Range in (mm)	H x W x D in (mm)	Net Wt. lb (kg)
NA-3S/NA-4 Head	K208A	115V AC	NA	K208A and K209A = 142:1 K208B and K209B = 95:1	15-290 [0.4-7.4] ¹⁾	SOLID: 3/32-7/32 [2.4-5.6]	NA	80 [36.3]
NA-3SF/NA-4F Head	K209A							
NA-3S/NA-4 Head	K208B	115V AC	NA	K208A and K209A = 142:1 K208B and K209B = 95:1	22-425 [0.6-10.8] ¹⁾	SOLID: 0.035-3/32 [0.9-2.4]	NA	
NA-3SF/NA-4F Head	K209B							

¹⁾Subject to arc voltage used

WARNING: Cancer and Reproductive Harm -www.P65Warnings.ca.gov

NA-5 Controller

Precise Mechanized Automation Control

- Digital display monitors preset or actual wire feed speed and voltage
- Includes timer controls for burnback, wire react time and weld cycle stop
- Includes travel and Inch Up/Inch Down controls to aid set up
- Start and stop the welding cycle with the push of a button



- Processes**
- Flux-Cored
 - Submerged Arc

Output



Input



Literature

E9.30

Product Name	Product Number	Input Power: Voltage	Rated Output: Current/Duty Cycle	Gearing	Wire Feed Speed Range: ipm (m/min)	Wire Size Range in (mm)	H x W x D in (mm)	Net Wt. lb (kg)
NA-5 Controller	K356-2	115V AC 50/60 Hz	1500A /100%	NA	25-775 (0.6-19.7)	SOLID: 0.035-7/32 (0.9-5.6)	12.75 x 18.5 x 22.25 (324 x 470 x 565)	41 (18.6)

WARNING: Cancer and Reproductive Harm -www.P65Warnings.ca.gov

NA-5S and NA-5SF Feed Head

Superior Mechanized Submerged Arc Wire Feeding

- Choose with or without control box, wire reel, brake and flux hopper
- Handles wide range of wire diameters and produces a wide wire feed speed range
- Proven, rugged construction minimizes downtime and maintenance costs



- Processes**
- Flux-Cored
 - Submerged Arc

Output



Input



Literature

E9.30

Product Name	Product Number	Input Power: Voltage	Rated Output: Current/Duty Cycle	Gearing	Wire Feed Speed Range: ipm (m/min)	Wire Size Range in (mm)	H x W x D in (mm)	Net Wt. lb (kg)
NA-5S Head	K346A	115 V AC, 50/60 Hz	NA	K346A and K347A = 142:1 K346B and K347B = 95:1	15-290 (0.4-7.4)	SOLID: 3/32-7/32 (2.4-5.6)	NA	80 (36.3)
NA-5SF Head	K347A							
NA-5S Head	K346B				22-425 (0.6-10.8)	SOLID: 1/16-3/32 (1.6-2.4)		
NA-5SF Head	K347B							

WARNING: Cancer and Reproductive Harm -www.P65Warnings.ca.gov

MAXsa® 10 Controller

Severe Duty. Digital Ready.

- Waveform Control Technology™ enables the user to choose from a library of pre-programmed modes
- Eight procedure memories enable the user to pre-set and save optimal welding parameters
- Hand-held pendant allows operation from 4-100 ft (1.2-30.5 m) with an ArcLink® extension cable
- IP23 rated for operation in harsh environments
- Easy PLC interfacing to control fixture travel, timers and other system commands



Processes
· Submerged Arc

Output



Input



Literature
E9.181

Product Name	Product Number	Input Power: Voltage	Rated Output: Current/Duty Cycle	Gearing	Wire Feed Speed Range: ipm (m/min)	Wire Size Range in (mm)	H x W x D in (mm)	Net Wt. lb (kg)
MAXsa® 10 Controller	K2814-4	40V DC		Determined by wire feeder configuration			15 x 13 x 4 (381 x 259 x 102)	25 (11.3)

WARNING: Cancer and Reproductive Harm -www.P65Warnings.ca.gov

MAXsa® 22 Feed Head

Drive Large Diameter Submerged Arc Wires

- Rotational feed head adjustment in two planes allows flexible, accurate setup for fixturing or arc locating. Optional horizontal and vertical lift adjuster enables additional positioning flexibility
- Can be used in single, tandem, Twinarc® or multiple arc applications
- IP23 rated for harsh environments



Processes
· Submerged Arc

Output



Input



Literature
E9.181

Product Name	Product Number	Input Power: Voltage	Rated Output: Current/Duty Cycle	Gearing	Wire Feed Speed Range: ipm (m/min)	Wire Size Range in (mm)	H x W x D in (mm)	Net Wt. lb (kg)
MAXsa® 22 Feed Head (includes Flux Hopper)	K2370-2	40V DC	1000A/100%	142:1 ¹⁾	15-200 (0.4-5.0)	SOLID: 3/32-7/32 (2.4-5.6)	12 x 14 x 10 (305 x 355 x 254)	80 (36.3)
				95:1	15-300 (0.4-7.6)	1/16-1/8 (1.6-3.2)		
				57:1	50-500 (1.3-12.7)	1/16-3/32 (1.6-2.4)		

¹⁾142:1 gear box is standard. Conversion Kit supplied for conversion to 95:1 with Wire Drive (K2370-3, K2312-3, or K2311-1)

WARNING: Cancer and Reproductive Harm -www.P65Warnings.ca.gov

MAXsa® 19 Controller

Integrator-Ready Submerged Arc Control

- Specifically designed to relay wire feed commands to the MAXsa® 29 feed head when a customer-supplied user interface is used in integrator-driven applications
- I/O connector block for start/stop, forward/reverse feed and shutdown input interfacing with external accessories
- Status indicator aids diagnostic system troubleshooting
- IP23 rated to withstand harsh environments



Processes
• Submerged Arc

Output



Input



Literature
E9.181

Product Name	Product Number	Input Power: Voltage	Rated Output: Current/Duty Cycle	Gearing	Wire Feed Speed Range: ipm (m/min)	Wire Size Range in (mm)	H x W x D in (mm)	Net Wt. lb (kg)
MAXsa® 19 Controller	K2626-4	40V DC		Determined by wire feeder configuration			9 x 10.5 x 3 (229 x 267 x 76)	7 (3.2)

⚠ WARNING: Cancer and Reproductive Harm -www.P65Warnings.ca.gov

MAXsa® 29 Feed Head

Ready for Integrator and Robotic Automation

- Intended for integrator and robotic submerged arc applications using the Power Wave® AC/DC 1000® SD power source.
- Closed loop speed control enables full control over starting, running and stopping wire feed speed
- Multi-axis rotational feed head adjustment in one plane allows flexible, accurate setup for fixturing
- IP23 rated to withstand harsh environments
- For use in single, tandem, Twinarc® or multiple arc applications



Processes
• Submerged Arc

Output



Input



Literature
E9.181

Product Name	Product Number	Input Power: Voltage	Rated Output: Current/Duty Cycle	Gearing	Wire Feed Speed Range: ipm (m/min)	Wire Size Range in (mm)	H x W x D in (mm)	Net Wt. lb (kg)
MAXsa® 29 Feed Head	K2312-2	40V DC	1000A/100%	142:1 ¹⁾	15-200 (0.4-5.0)	SOLID: 3/32-7/32 (2.4-5.6)	13 x 16 x 10 (330 x 406 x 254)	35 (15.9)
				95:1	15-300 (0.4-7.6)	1/16-1/8 (1.6-3.2)		
				57:1	50-500 (1.3-12.7)	1/16-3/32 (1.6-2.4)		

¹⁾142:1 gear box is standard. Conversion Kit supplied for conversion to 95:1 with Wire Drive (K2370-3, K2312-3, or K2311-1)

⚠ WARNING: Cancer and Reproductive Harm -www.P65Warnings.ca.gov

Vantage® 549X

Power Without Boundaries

- Powerful, multiprocess machine with advanced welding capabilities
- Compliant 49.4 horsepower engine meets all federal and state emission regulations without the worry of additional compliance fees
- Lab tested, field proven ruggedness for the harshest environments
- Turbo-charged engine provides excellent cold weather and high altitude performance
- Features CrossLinc® Technology to help improve jobsite safety, quality and productivity



- Processes**
- Stick
 - TIG
 - MIG
 - Flux-Cored
 - Gouging

Output

CC CV DC 19 kW



Literature
E6.213

Product Name	Product Number	Rated Output: Current/Voltage/Duty Cycle	Output Range	Engine	No. of Cylinders	HP & Speed (rpm)	H x W x D in (mm)	Net Wt. lb (kg)
Vantage® 549X Base Model	K3534-2	525A/41V/100% 575A/38V/60%	30-575A DC	Deutz® TD2.9L4 Turbo-charged Diesel EPA Tier 4 Final Compliant	4	49.4 @ 1800	42 x 32.9 x 69 (1067 x 836 x 1753)	1662 (753)
Ready-Pak® Pkg. 1	K3534-2-RP1		3-Ph/AC Power: 19,000 watts				To top of exhaust tube: 58.1 (1476)	—
Ready-Pak® Pkg. 2	K3534-2-RP2		1-Ph/AC Power: 11,000 watts					—
Ready-Pak® Pkg. 3	K3534-2-RP3							—

WARNING: Cancer and Reproductive Harm -www.P65Warnings.ca.gov

Vantage® 566X

A Rugged and Reliable Powerhouse

- Powerful, multiprocess machine with advanced welding capabilities
- Lab tested, field proven ruggedness for the harshest environments
- Turbo-charged engine provides excellent cold weather and high altitude performance
- Reliable operations with low machine maintenance
- Plenty of power to weld and run 3 O'clock tank welding systems



- Processes**
- Stick
 - TIG
 - MIG
 - Flux-Cored
 - Gouging

Output

CC CV DC 20 kW



Literature
E6.221

Product Name	Product Number	Rated Output: Current/Voltage/Duty Cycle	Output Range	Engine	No. of Cylinders	HP & Speed (rpm)	H x W x D in (mm)	Net Wt. lb (kg)
Vantage® 566X Base Model	K3239-3	525A/41V/100% 600A/40V/60%	30-600A DC	Deutz® TD2.9L4 Turbo-charged Diesel EPA Tier 4 Final Compliant	4	65.7 @ 1800	42 x 32.9 x 69 (1067 x 836 x 1753)	1662 (754)
Ready-Pak® Pkg. 1	K3239-3-RP1		3-Ph/AC Power: 20,000 watts				To top of exhaust tube: 58.1 (1476)	—
Ready-Pak® Pkg. 3	K3239-3-RP3		1-Ph/AC Power: 12,000 watts					—

WARNING: Cancer and Reproductive Harm -www.P65Warnings.ca.gov

Idealarc® DC600

Idealarc® with Submerged Arc Capacity

- Full range output voltage control provides easy operation and precise control
- Voltage Reduction Device™ (VRD™) reduces open circuit voltage for an additional level of safety (specify VRD® model)
- Circuitry protected against moisture and corrosive environments
- Seven-year warranty on power rectifier



- Processes**
- Stick
 - DC TIG
 - MIG
 - Flux-Cored
 - Submerged Arc
 - Gouging



Literature
E5.40

Product Name	Product Number	Input Power Voltage/Phase/Hertz	Rated Output: Current/Voltage/Duty Cycle	Input Current @ Rated Output	Output Range	H x W x D in (mm)	Net Wt. lb (kg)
Idealarc® DC600 [®] Base Models	K1288-22	230/460/575/3/60	600A/44V/100%	108/54/43.2A	CV: 70-850A 13-44V CC: 90-850A 24-42V	30.7 x 22.2 x 38 (781 x 565 x 965)	522 (237)
	K1288-17	230/460/3/60	680A/44V/60%	108/54A			
w/Multi-Process Switch	K1288-18						

[®]50 Hertz models also available

WARNING: Cancer and Reproductive Harm -www.P65Warnings.ca.gov

Flextec® 650X

Multi-Process Power for Heavy Duty Applications

- Supports the CV-Subarc process for both 42V and 115V submerged arc feeders
- Compatible with most Lincoln Electric feeders including portable across-the-arc, CrossLink®, ArcLink® and common bench or boom models
- Engineered for outdoor use and harsh environments (IP23 rated)
- Substantial gouging capability with up to a 1/2 in. (12.7 mm) carbon



- Processes**
- Stick
 - DC TIG
 - MIG
 - Flux-Cored
 - Arc Gouging
 - Submerged Arc



Literature
E5.97

Product Name	Product Number	Input Power Voltage/Phase/Hertz	Rated Output: Current/Voltage/Duty Cycle	Input Current @ Rated Output	Output Range	H x W x D in (mm)	Net Wt. lb (kg)
Flextec® 650X Base Model	K3425-1	380/460/575/3/50/60	750/44/60% [®]	61/50/40A	40-815A	21.8 x 16.1 x 29.3 (554 x 409 x 584)	165 (75)
			650/44/100% [®]	57/47/38A			
CE Model	K3533-1		GTAW: 750/34/60%		GTAW: 10-815A		
			GTAW: 650/34/100%		SMAW: 15-815A		

[®]Output is limited to 600A/100% and 700A/60% when used with the K3091.1 Multi-Process Switch

WARNING: Cancer and Reproductive Harm -www.P65Warnings.ca.gov

Idealarc® DC1000

Rugged Constructon. Simple Controls.

- Full range output control provides easy operation and precise arc control
- Terminal strip and output studs accommodate remote connections and cable
- Low profile case allows installation of a workbench and for stacking up to two machines to conserve floor space
- Internal components are coated to protect against moisture and corrosion; removable side panels allow easy access to internal parts
- Seven-year warranty on power rectifier



- Processes**
- Flux-Cored
 - Submerged Arc
 - Gouging



Literature
E5.50

Product Name	Product Number	Input Power Voltage/Phase/Hertz	Rated Output: Current/Voltage/Duty Cycle	Input Current @ Rated Output	Output Range	H x W x D in (mm)	Net Wt. lb (kg)
Idealarc® DC1000 [®] Base Models	K1386-3	230/460/3/60	1000A/44V/100%	193/96.5A	16-46V 150-1300A	30.7 x 22.5 x 39 [781 x 572 x 991]	821 [372]
	K1386-4	575/3/60		77.2A			

[®]50 Hertz models also available

WARNING: Cancer and Reproductive Harm -www.P65Warnings.ca.gov

Idealarc® DC1500

Plenty of Power for Mechanized Automation

- Mode switch selects the desired output characteristics for the process being used
- Internal components protected against moisture and corrosive environments
- Terminal strip and output studs allow for remote connections and cable
- Produces outstanding arc characteristics on both constant voltage and constant current processes
- Seven-year warranty on power rectifier



- Processes**
- Flux-Cored
 - Submerged Arc
 - Gouging



Literature
E5.60

Product Name	Product Number	Input Power Voltage/Phase/Hertz	Rated Output: Current/Voltage/Duty Cycle	Input Current @ Rated Output	Output Range	H x W x D in (mm)	Net Wt. lb (kg)
Idealarc® DC1500 [®] Base Model	K1275	460/3/60	1500A/44V/100%	184A	200-1500A 20-60V	57.2 x 22.3 x 38 [1453 x 566 x 965]	1420 [644]
			1500A/60V/100%				

[®]50 Hertz models also available

WARNING: Cancer and Reproductive Harm -www.P65Warnings.ca.gov

Idealarc® AC1200

AC Large Wire Diameter Welding

- Controls adjust output settings while welding or at idle
- Internal components protected against moisture and corrosive environments
- Includes Scott® connection taps for two AC welding heads operating in tandem
- Specifically designed for submerged arc welding with the NA-4 wire feeder and control on AC-AC tandem arc and AC-AC-AC triple arc systems and single electrode submerged arc when arc blow limits the DC welding current and travel speeds
- Three output studs with overlapping ranges
- Seven-year warranty on power rectifier



Processes

- Submerged Arc

Output



Input



Literature

E5.70

Product Name	Product Number	Input Power Voltage/Phase/Hertz	Rated Output: Current/Voltage/Duty Cycle	Input Current @ Rated Output	Output Range	H x W x D in (mm)	Net Wt. lb (kg)
Idealarc® AC1200	K3140-2	380/415/440/460 ¹⁾ /1/50/60	1200A/44V/100%	230/201/190/182A	50/60 HZ: 240-1500A 30-44V 60 HZ: 200-1500A 28-44V	62.2 x 22 x 38 (1580 x 559 x 965)	1636 (742)

WARNING: Cancer and Reproductive Harm -www.P65Warnings.ca.gov

Power Wave® AC/DC 1000® SD

Speed. Quality. Efficiency.

- CheckPoint™ – A cloud-based system to view or analyze your welding data. Track equipment usage, store weld data, configure fault limits and more
- Eliminate downtime. Easy polarity switching requires no hardware reconfiguration
- 3-phase voltage input eliminates the imbalance associated with transformer-based AC welding machines



Processes

- DC+ Submerged Arc
- DC- Submerged Arc
- Balanced AC Submerged Arc
- Variable AC Submerged Arc

Output



Input



Literature

E9.181

Product Name	Product Number	Input Power Voltage/Phase/Hertz	Rated Output: Current/Voltage/Duty Cycle	Input Current @ Rated Output	Output Range	H x W x D in (mm)	Net Wt. lb (kg)
Power Wave® AC/DC 1000® SD ¹⁾	K2803-1	380/400/460/500/575/3/50/60	1000A/44V/100%	82/79/69/62/55A	100-1000A	49.2 x 19.2 x 46.2 (1250 x 488 x 1174)	800 (363)

¹⁾Filter is required to meet CE conducted emission requirements. The K2444-3 must be used with the K2803-2

WARNING: Cancer and Reproductive Harm -www.P65Warnings.ca.gov

What's Included

Base Model/Unit Includes » Some base models include a set of specific standard accessories

One-Pak® Packages » Assembly required

Ready-Pak® Packages » Fully assembled

Flex Feed® 74 HT

Required Accessories for all models

- Drive Roll Kits
- Control Cable, 10 ft (3.0 m)
- Weld Power Cable

Simple UI, HD Reel (K3883-11)

- Basic User Interface without Meters
- Heavy Duty Wire Reel Stand, 60 lb (27.2 kg)
- Control Cable, 10 ft (3.0 m)

Digital UI, HD Reel (K3883-12)

- Digital Meters
- Heavy Duty Reel Stand, 60 lb (27.2 kg)
- Control Cable, 10 ft (3.0 m)
- Lift Bail

Simple UI, HD Reel, Gouge Kit (K3883-13)

- Basic User Interface without Meters
- Heavy Duty Reel Stand, 60 lb (27.2 kg)
- Control Cable, 10 ft (3.0 m)
- Gouge Kit
- Lift Bail

Digital UI, HD Reel, Gouge Kit (K3883-14)

- Digital Meters
- Heavy Duty Reel Stand, 60 lb (27.2 kg)
- Control Cable, 10 ft (3.0 m)
- Lift Bail

Flex Feed® 84

Required Accessories for all models

- Drive Roll Kits
- Control Cable
- Weld Power Cable

Single Bench Model (K5000-2)

- Single Wire Drive
- Heavy Duty Wire Reel Stand
- #2-#4 Gun Adapter
- 30-tooth Pinion Gear
- Control Cable, 10 ft. (3.0 m)

LT-7 Tractor

Required Accessories for all models

- Nozzle Assembly
- Weld Power Cable

Base Model (K227-1)

- Control Cable, 25 ft. (7.6 m)

Cruiser™ and Tandem Cruiser™ Tractor

Required Accessories for all models

- ArcLink® Control Cable
- Track Section

Base Model (K3048-2, K3083-1)

- Conduit Tubing, 5 ft. (1.5 m)
- 5/32 in. (4.0 mm), 600 Amp Contact Nozzle Assembly;
- 5/32 in. (4.0 mm) Contact Tip
- Nozzle Extension, 5 in. (127 mm)
- Curved Nozzle Extension, 45°
- Nozzle Extension Insulator
- Flux Tubing and Hose Clamps
- Wire Reel Assembly
- Wheels for Track Operation
- Front and Rear Outriggers
- Enclosed Wire Reel (2 for Tandem)
(NOTE: Does not include a Control Cable)
- Wire Straightener (2 for Tandem)



WARNING: Cancer and Reproductive Harm -www.P65Warnings.ca.gov

What's Included

Base Model/Unit Includes » Some base models include a set of specific standard accessories

One-Pak® Packages » Assembly required

Ready-Pak® Packages » Fully assembled

NA-3 and NA-4 Controllers & Feed Heads

Required Accessories for all models

- Nozzle Assembly
- Control Cable and Adapter
- Weld Power Cable
- Power Source
- Wire Reel(s) and Mounting
- Drive Roll and Guide Tube Kit

NA-5 Controllers & Feed Heads

Required Accessories for all models

- Nozzle Assembly
- Control Cable and Adapter
- Weld Power Cable
- Power Source
- Wire Reel(s) and Mounting
- Drive Roll and Guide Tube Kit

MAXsa® Controllers & Feed Heads

Required Accessories for all models

- Nozzle Assembly
- Control Cable and Adapter
- Weld Power Cable
- Power Source
- Wire Reel(s) and Mounting
- Drive Roll and Guide Tube Kit



WARNING: Cancer and Reproductive Harm - www.P65Warnings.ca.gov

Accessories

Product Name	Product No.	Simple U/L Heavy Duty	Flex Feed™ 74HT	Single Bench Heavy Duty	Flex Feed™ 84	Base Model	LT-7 Tractor	Base Model	Cruiser™ Tractor	Base Model	Tandem Cruiser™ Tractor	Base Model	MA-3 Controls & Heads	Base Model	MA-4 Controls & Heads	Base Model	MA-5 Controls & Heads	Base Model	MAXse™ Controllers and Feed Heads	Base Model	Vantage™ 549X	Base Model	Vantage™ 566X	Base Model	Idealarc™ DC600	Base Model	Flextec™ 650X	Base Model	Idealarc™ DC1000	Base Model	Idealarc™ DC1500	Base Model	Idealarc™ AC1200	Base Model	PowerWave™ AC/DC 1000" 5D		
		K13883-11	K5000-2	K227-1	K395-1	K3048-2	K3083-1	Various model Hs	Various model Hs	Various model Hs	Various model Hs	K3934-2	K3293-3	K1268-22	K1288-17	K1288-18	K3425-1	K1386-3	K1386-4	K1275	K3140-2	K2803-1															
GENERAL																																					
Submerged Arc Gun and Cable Assemblies ¹⁾	see Guns and Torches section	•	•																																		
Drive Roll and Guide Tube Kits ¹⁾	—	•	•	•	•								•	•	•																						
Control Cables and Adapters ¹⁾	—	•	•	•	•								•	•	•																						•
Weld Power Cables ¹⁾	—	•	•	•	•	•	•	•	•	•	•	•	•	•	•	•	•	•	•	•	•	•	•	•	•	•	•	•	•	•	•	•	•	•	•	•	•
Contact Nozzle Assembly for 3/32, 1/8 and 5/32 in. (2.4, 3.2 and 4.0 mm) Wire	K231-1					•	•						•	•	•	•																					
Positive Contact Nozzle Assembly for 3/32-1/8 in. (2.4-3.2 mm) Wire	K148A					•	•						•	•	•	•																					
Positive Contact Nozzle Assembly for 5/32-3/16 in. (4.0-4.8 mm) Wire	K148B					•	•						•	•	•	•																					
Wire Reel and Flux Tank Assembly	K305	•	•																																		
Heavy Duty Process Sense Lead, 50 ft. (15.2 m)	K1811-50																																				•
Heavy Duty Process Sense Lead, 100 ft. (30.5 m)	K1811-100																																				•
Robotic Cable Adapter, 14-Pin to 22-Pin, 18 in. (457 mm)	K1805																																				•
50-60 lb. (22.4-27.2 kg) Coil Adapter, 2 in. (50.8 mm) spindle	K1504-1	•	•						•	•																											
Plastic Wire Cover, up to 60 lbs. (27.2 kg)	K1634-2	•	•																																		
Undercarriage	K163-1	•	•																																		
Portable Digital Wire Feed Speed Meter	K283	•	•																																		
LT-7 Drive Roll 052-1/16 (2 required)	KP2268-1						•	•																													
LT-7 Drive Roll 068-3/32 (2 required)	KP2268-2						•	•																													
LT-7 Drive Roll 3/32-3/16 (2 required)	KP2268-3						•	•																													
LT-7 Drive Roll 045-052 (2 required)	KP2268-4						•	•																													
Drive Roll Center 5/64-3/32 Tiny Twin	KP1890-1						•	•																													
Drive Roll Side 5/64-3/32 Tiny Twin	KP1890-2						•	•																													
Guide Tube Assembly 068-3/16 Incoming	KP1984-1						•	•																													
Guide Tube 3/32-3/16 Outgoing	KP1985-1						•	•																													
Guide Tube Outgoing Tiny Twinarc ²⁾	KP1986-1						•	•																													
Guide Tube Incoming Tiny Twin Tractor	KP2127-1						•	•				•	•																								
Control to Head Cable Extension, 26 ft. (7.9 m)	K335-26																	•																			
Control to Head Cable Extension, 46 ft. (14.0 m)	K338-46																	•																			
Nozzle Extension for 5/32 in. (4.0 mm) Wire	K149-5/32					•	•					•	•	•	•																						
Nozzle Extension, 5 in. (127 mm)	KP2721-1																	•	•																		
Nozzle Extension, 45°	KP2721-2									•	•							•																			

¹⁾See charts in Drive and Cable Accessories Section for more details

• Required • Optional

Accessories

Product Name	Product No.	Simple U/I, Heavy Duty	Flex Feed™ 74HT	Single Bench, Heavy Duty	Flex Feed™ 84	Base Model	LT-7 Tractor	Base Model	Cruiser™ Tractor	Base Model	Tandem Cruiser™ Tractor	Base Model	NA-3 Controls & Heads	Base Model	NA-4 Controls & Heads	Base Model	NA-5 Controls & Heads	Base Model	MAXsa™ Controllers and Feed Heads	Base Model	Vantage™ 549X	Base Model	Vantage™ 566X	Base Model	Idealarc™ DC600	Base Model	Flextec™ 650X	Base Model	Idealarc™ DC1000	Base Model	Idealarc™ DC1500	Base Model	Idealarc™ AC1200	Base Model	Power Wave™ AC/DC 1000™ SD	Base Model
		K3883-11		K5000-2		K227-1		K395-1		K3048-2		K3083-1	various model Hs	various model Hs	various model Hs	various model Hs	various model Hs	K3934-2	K2319-3	K1288-22	K1288-17	K1288-18	K3425-1	K1386-3	K1386-4	K1275	K3140-2	K2803-1								

GENERAL, CON'T.

Horizontal Fillet and Lap Adapter Kit	K232					•	•																															
Flat Fillet Adapter Kit	K229					•	•																															
Butt Seam Guide Kit	K230					•	•																															
Track Section, 70 in. (1.8 m)	K396					•	•	•	•																													
Concentric Flux Cone Assembly	K285					•	•					•	•	•	•																							
Tube and Clamp Kit	K3090-1								•	•																												
Cross Slide Assembly	K3089-1								•	•																												
Wire Straightener	K1733-5								•	•	•	•	•	•	•																							
Tiny Twinarc® Solid Wire Straightener	K281											•	•	•	•	•																						
Conduit	KP3095-1								•	•																												
Tiny Twin Kit	K3070-1								•	•																												
Butt Joint Guide	K3154-1								•	•																												
Start Controls P.C. Board for Automatics	K221												•	•																								
Crater Fill Controls P.C. Board for Automatics	K245												•	•																								
Horizontal Adjuster, 2 in. (50.8 mm)	K96												•	•	•	•																						
Vertical Lift Adjuster, 4 in. (101.6 mm)	K29												•	•	•	•																						
TC-3 High Capacity Travel Carriage, Multiple Heads & Controls, 5-75 ipm.	K325HCS												•	•	•	•																						
Automatic Flux Hopper Assembly	K219												•	•	•																							
Wire Reel Assembly for 50-60 lb. (22.7-27.2 kg) Coils (without high frequency insulation)	K299					•	•						•	•	•	•																						
Narrow Gap Deep Groove Nozzle	K386												•	•	•	•																						
Contact Jaw Assembly for 1/8-7/32 in. (3.2-5.6 mm) Wire	K226R												•	•	•	•																						
Nozzle Tip	KP2108-1B1														•	•																						
Contact Tip, 5/64 in. (2.0 mm), 3/8-24 in. (9.5-609.6 mm) thread	KP2082-2B1												•	•																								
Liner Spring, 0.133 in. ID, 0.240 in. OD, 12.60 in. (3.4 mm ID, 6.1 mm OD, 320.0 mm)	KP2095-15														•	•																						
Contact Tip, Pressure Shoe Type, 1/16 in. (1.6 mm) wire diameter	KP1966-2B1														•	•																						
Weld Power Cable, Lug to Lug 4/0, 35 ft. (10.7 m), qty. 2	K2163-35																				•	•					•	•	•	•	•	•	•	•	•	•		
Weld Power Cable, Lug to Lug 4/0, 60 ft. (18.3 m), qty. 2	K2163-60																				•	•				•	•	•	•	•	•	•	•	•	•	•		
Weld Power Cable, Lug to Lug 4/0, 600A, 60%, 110 ft. (33.5 m)	K1842-110																				•	•				•	•	•	•	•	•	•	•	•	•	•		

• Optional

Accessories

Product Name	Product No.	Simple U/L Heavy Duty	Flex Feed™ 74HT	Single Bench Heavy Duty	Flex Feed™ 84	Base Model	LT-7 Tractor	Base Model	Cruiser™ Tractor	Base Model	Tandem Cruiser™ Tractor	Base Model	NA-3 Controls & Heads	Base Model	NA-4 Controls & Heads	Base Model	NA-5 Controls & Heads	Base Model	MAXsa™ Controllers and Feed Heads	Base Model	Vantage™ 549X	Base Model	Vantage™ 566X	Base Model	Idealarc™ DC600	Base Model	Multi-Process Switch	Base Model	Flextec™ 650X	Base Model	Idealarc™ DC1000	Base Model	Idealarc™ DC1500	Base Model	Idealarc™ AC1200	Base Model	Power Wave™ AC/DC 1000® SD		
GENERAL, CONT.																																							
Severe Duty Contact Tip, 3/32 in. (2.4 mm)	KP1962-3B1																																						
Severe Duty Contact Tip, 1/8 in. (3.2 mm)	KP1962-1B1																																						
Severe Duty Contact Tip, 5/32 in. (4.0 mm)	KP1962-4B1																																						
Severe Duty Contact Tip, 3/16 in. (4.8 mm)	KP1962-2B1																																						
Severe Duty Contact Tip, 7/32 in. (5.6 mm)	KP1962-5B1																																						
Extended Life Contact Tip, 3/32 in. (2.4 mm)	KP3162-3B1																																						
Extended Life Contact Tip, 1/8 in. (3.2 mm)	KP3162-1B1																																						
Extended Life Contact Tip, 5/32 in. (4.0 mm)	KP3162-4B1																																						
Extended Life Contact Tip, 3/16 in. (4.8 mm)	KP3162-2B1																																						
Extended Life Contact Tip, 7/32 in. (5.6 mm)	KP3162-5B1																																						
Tiny Twinarc® Assembly for 1/16 in. (1.6 mm) Wire	K129-1/16																																						
Tiny Twinarc® Assembly for 5/64 in. (2.0 mm) Wire	K129-5/64																																						
Tiny Twinarc® Assembly for 3/32 in. (2.4 mm) Wire	K129-3/32																																						
Submerged Arc Twinarc® Nozzle for 5/64, 3/32 and 1/8 in. (2.0, 2.4 and 3.2 mm) Wire	K225																																						
Tandem Arc Framework Assembly	K387																																						
Tandem Arc Wire Reels and Mountings	K390																																						
Flux Hopper Assembly	K389																																						
Control to Head Cable Extension, 46 ft. (14.0 m)	K338-46																																						
Control to Head Cable Extension, 26 ft. (7.9 m)	K335-26																																						
Solenoid Kit	K223																																						
Spindle Kit, 2 in. (50.8 mm) Hub	K162-1																																						
Start or Crater Module	K334																																						
Weld Timer Module - max time 9.99 sec.	K337-10																																						
Remote Interface Module	K336																																						
Automatic Flux Hopper Assembly	K219																																						
Mounting Bracket for TC-3	K2462-1																																						
Multi-Process Switch	K804-1																																						
Arc Tracker™	K3019-1																																						
Multi-Process Switch	K3091-1																																						
Paralleling Kit*	K1897-1																																						
Paralleling Kit*	K1611-1																																						

NOTE » *On Idealarc DC600, cannot be used with VRD models.


• Optional

Accessories

Product Name	Product No.	Simple U/I, Heavy Duty	Flex Feed [®] 74HT	Flex Feed [®] 84	LT-7 Tractor	Cruiser [™] Tractor	Tandem Cruiser [™] Tractor	NA-3 Controls & Heads	NA-4 Controls & Heads	NA-5 Controls & Heads	MAXsa [®] Controllers and Feed Heads	Vantage [®] 549X	Vantage [®] 566X	Idealarc [®] DC600	Flextec [®] 650X	Idealarc [®] DC1000	Idealarc [®] DC1500	Idealarc [®] AC1200	Power Wave [™] AC/DC 1000 [®] 5D
		Simple U/I, Heavy Duty	Flex Feed [®] 74HT	Flex Feed [®] 84	LT-7 Tractor	Cruiser [™] Tractor	Tandem Cruiser [™] Tractor	NA-3 Controls & Heads	NA-4 Controls & Heads	NA-5 Controls & Heads	MAXsa [®] Controllers and Feed Heads	Vantage [®] 549X	Vantage [®] 566X	Idealarc [®] DC600	Flextec [®] 650X	Idealarc [®] DC1000	Idealarc [®] DC1500	Idealarc [®] AC1200	Power Wave [™] AC/DC 1000 [®] 5D
GENERAL, CONT.																			
All-Terrain Undercarriage	K1737-1																		
Undercarriage - Hand moving	K842																		
Inverter and Wire Feeder Cart	K3059-4																		
Factory Undercarriage	K1770-1																		
42 Volt Transformer Kit	K1520-1																		
Remote Output Control, 25 ft (7.6 m), 6-pin	K857																		
Remote Output Control, 100 ft (30.5 m), 6-pin	K857-1																		
Amptrol [™] Adapter Kit	K843																		
12-pin to 6-pin adapter	K2909-1																		
Remote Output Control, 25 ft (7.6 m), 12-pin	K857-2																		
Remote Output Control, 100 ft (30.5 m), 12-pin	K857-3																		
Adapter Cable, Male 14-pin Control Cable to Terminal Strip	K1798																		
Paralleling Kit	K1900-1																		
CE Filter for Flextec [®] 650X	K3129-1																		
CE Filter	K2444-3																		
WIRE FEEDERS																			
Flex Feed [®] 74HT	—																		
Flex Feed [®] 84	—																		
LT-7	—																		
Cruiser [™] Tractor	—																		
Tandem Cruiser [™] Tractor	—																		
NA-3S	—																		
NA-4	—																		
NA-5	—																		
MAXsa [®] Controllers	—																		
POWER SOURCES																			
Vantage [®] 549X	K3534-2																		
Vantage [®] 566X	K3239-3																		
Idealarc [®] DC600	—																		
Flextec [®] 650X	—																		
Idealarc [®] DC1000	—																		
Idealarc [®] DC1500	—																		
Idealarc [®] AC1200	—																		
Power Wave [™] AC/DC 1000 [®] 5D	—																		
2-YEAR EXTENDED WARRANTY AVAILABLE	—																		

For more information on our Extended Warranty program, visit www.lincolnelectric.com/warranty

● Optional



WELDING GEAR & TOOLS

VIKING™ HELMETS » Industrial Passive™ · 1740 Series · 1840 Series · 2450 Series · 2450D Series · 3350 Series · 3250D FGS™ · 2x4C Series Lenses · ArcSpecs™ Series · Powered Air Purifying Respirators (PAPR) · Half Mask Respirators

RED LINE® APPAREL » Welding Gear Ready-Paks® · Gloves · Jackets / Shirts / Lab Coat / Apron / Sleeves · Caps / Doo Rags / Beanies / Bibs · Safety Glasses / Goggles / Face Shield

RADIUS® TOOLS » Magnetic Fixtures & Hand Lifters · Bags/Backpacks · Wire Brushes · Hand Tools · Holders and Clamps · Curtains / Blankets · Rod Ovens · Welding Fluids · Arc Gouging Carbons

VIKING™ Industrial Passive™

Low Cost, Low-Tech, High-Value Protection

- Fixed Shade 11
- 2 Year Warranty
- Ratchet headgear
- Meets ANSI Z87.1 and CSA Z94.3 Standards
- An affordable option for students
- Hard hat and magnifying "cheater" lens capable



Processes
• All

Order Number
• K3371-1
Industrial Passive

Literature
E14.507

VIKING™ 1740 Series

Feature Packed, Economically Priced Helmet

- 4C® Lens Technology, 1/1/1 Optical Clarity and 6.3 sq. in. viewing area
- Variable 9-13 shade, delay and sensitivity controls with grind mode
- Lightweight 18 oz. design offers all day comfort
- Hard hat and magnifying "cheater" lens capable
- 2 Year Warranty



Processes
• All

Order Number
• K3282-3 Black
• K3495-3 ReCode™
• K4375-3 Ignition™

Literature
E14.506

Product Name	Lens Switching Speed	Variable Shade/Control	Magnifying "Cheater" Capable Lens	Grind Mode Shade/Control	Light Sensitivity Control	Delay Control Dark to Light (seconds)	Arc Sensors	TIG Amp Rating	Cartridge Size in (mm)	View Size in (mm)	Temp. Range °C (°F)	Net Wt. oz (g)
VIKING™ 1740	1/25,000 seconds	9-13 / Internal	Yes	4/Internal	Variable	0.1-1.0 Fully Adjustable	2	AC/DC: ≥ 5 Amp	DINS: 4.33 x 3.54 (110 x 90)	3.78 x 1.67 (96 x 42.5)	Operating: -10 to +55 (14 to 131) Storage: -20 to +70 (-4 to +158)	18.6 (528)

VIKING™ 1840 Series

Superior Optics with External Shade & Grind

- 4C® Lens Technology, 1/1/1 Optical Clarity and 7.0 sq. in. viewing area
- 4-Plain pivot headgear improves comfort and fit
- Convenient external shade & grind control increases productivity
- Hard hat and magnifying "cheater" lens capable
- 3 Year Warranty



Processes
• All

Order Number
• K3023-3 Black
• K3173-3 All American®
• K4175-3 Aztec™

Literature
E14.501

Product Name	Lens Switching Speed	Variable Shade/Control	Battery Replacement Type	Magnifying "Cheater" Capable Lens	Grind Mode Shade/Control	Light Sensitivity Control	Delay Control Dark to Light (seconds)	Arc Sensors	TIG Amp Rating	Cartridge/View Size in (mm)	Temp. Range °C (°F)	Net Wt. oz (g)
VIKING™ 1840	1/25,000 seconds	9-13 / Internal	CR2450 Replaceable Lithium Battery (Qty. 1)	Yes	3.5/Internal	Continuous	0.1-1.0 Fully Adjustable	2	AC: > 5 amp DC: > 3 amp	Cartridge DINS: 4.33 x 3.54 (110 x 90) View: 3.78 x 1.85 (96 x 47)	Operating: -10 to +55 (14 to 131) Storage: -20 to +70 (-4 to +158)	18.8 (533)

VIKING™ 2450 Series

The Ideal Choice for the Journeyman Fabricator

- 4C° Lens Technology, 1/1/1/1 Optical Clarity and large 9.3 sq. in. viewing area
- External grind button increases productivity
- Innovative X6 Headgear distributes weight, reduces pressure and optimizes balance for all day comfort
- 3 Year Warranty



Processes

- All

Order Number

- K3028-4 Black
- K4411-4 White Tail Camo™
- K3029-4 Heavy Metal*
- K3035-4 Street Rod*
- K3174-4 All American*
- K3099-4 Graveyard Shift*

Literature

E14.503

Product Name	Lens Switching Speed	Variable Shade/Control	Battery Replacement Type	Magnifying "Cheater" Capable Lens	Grind Mode Shade/Control	Light Sensitivity Control	Delay Control Dark to Light (seconds)	Arc Sensors	TIG Amp Rating	Cartridge/View Size in (mm)	Temp. Range °C (°F)	Net Wt. oz (g)
VIKING™ 2450	1/25,000 seconds	5-13 / Internal	CR2450 Replaceable Battery (Qty. 2)	Yes	3.5/External	Continuous	0.1-1.0 Fully Adjustable	4	AC: > 2 amp DC: > 2 amp	Cartridge US: 5.25 x 4.50 (133 x 114) View: 3.82 x 2.44 (97 x 62)	Operating: -10 to +55 (-14 to 131) Storage: -20 to +70 (-4 to +158)	21 (595)

VIKING™ 2450D

Are You Ready to Go Digital?

- 4C° Lens Technology
- Digital push-button operator interface
- Welding, Cutting and Grind Modes
- Fastest switching speed in its class
- Hard hat and magnifying "cheater" lens capable
- 3 Year Warranty



Processes

- All

Order Number

- K3230-3 Black

Literature

E14.501

Product Name	Lens Switching Speed	Variable Shade/Control	Battery Replacement Type	Magnifying "Cheater" Capable Lens	Grind Mode Shade/Control	Light Sensitivity Control	Delay Control Dark to Light (seconds)	Arc Sensors	TIG Amp Rating	Cartridge/View Size in (mm)	Temp. Range °C (°F)	Net Wt. oz (g)
VIKING™ 2450D	1/25,000 seconds	4-13 / Internal	CR2450 Replaceable Battery (Qty. 2)	Yes	4 / Internal	Digital Display Control	0.1-1.0 Fully Adjustable	4	AC: > 2 amp DC: > 2 amp	Cartridge US: 5.25 x 4.50 (133 x 114) View: 3.82 x 2.44 (97 x 62)	Operating: -10 to +55 (-14 to 131) Storage: -20 to +70 (-4 to +158)	21 (595)

VIKING™ 3250D FGS™

The Single Helmet Solution

- 4C° Lens Technology
- Wide screen viewing area
- Integrated "Flip-Up" grind shield
- Increases productivity and enhances safety
- Hard hat compatible
- 3 year warranty



Processes

- All

Order Number

- K3540-3 Black

Literature

E14.508

Product Name	Lens Switching Speed	Variable Shade/Control	Battery Replacement Type	Magnifying "Cheater" Capable Lens	Grind Mode Shade/Control	Light Sensitivity Control	Delay Control Dark to Light (seconds)	Arc Sensors	TIG Amp Rating	View Size in (mm)	Temp. Range °C (°F)	Net Wt. oz (g)
VIKING™ 3250D FGS	1/25,000 seconds	5-13 / Internal	CR2450 Replaceable Battery (Qty. 2)	Yes	4 / Internal	Digital Display Control	0.0-1.0 Digital Adjustment	4	AC: > 2 amp DC: > 2 amp	2.95 x 4.25 [75 x 108]	Operating: -10 to +55 [+14 to +131] Storage: -20 to +70 [-4 to +158]	28 [793]

VIKING™ 3350 Series

Defining a New Standard in Welding Helmets

- 4C° Lens Technology, 1/1/1 Optical Clarity and extra large 12.5 sq. in. viewing area
- External grind button increases productivity
- Innovative X6 Headgear distributes weight, reduces pressure and optimizes balance for all day comfort
- 3 Year Warranty



Processes

- All

Order Number

- K3034-4 Black
- K4181-4 Foose Imposter™
- K4412-4 White Tail Camo™
- K4034-4 Code Red™
- K3616-4 Born To Weld™
- K4671-4 Medieval™
- K4158-4 Zombie™
- K3175-4 All American®
- K3248-4 Twisted Metal®
- K4440-4 Hot Rodders™
- K3683-4 Daredevil™
- K3039-4 Terracuda®
- K3100-4 Motorhead®
- K3101-4 Mojo®
- K3428-4 Steampunk™
- K3255-4 Polar Arc™

Literature

E14.502

Product Name	Lens Switching Speed	Variable Shade/Control	Battery Replacement Type	Magnifying "Cheater" Capable Lens	Grind Mode Shade/Control	Light Sensitivity Control	Delay Control Dark to Light (seconds)	Arc Sensors	TIG Amp Rating	Cartridge/View Size in (mm)	Temp. Range °C (°F)	Net Wt. oz (g)
VIKING™ 3350	1/25,000 seconds	5-13 / Internal	CR2450 Replaceable Battery (Qty. 1)	Yes	3.5/External	Continuous	0.1-1.0 Fully Adjustable	4	AC: > 2 Amp DC: > 2 Amp	Cartridge US: 5.25 x 4.50 [133 x 114] View: 3.74 x 3.34 [95 x 85]	Operating: -10 to +55 [+14 to 131] Storage: -20 to +70 [-4 to +158]	21 [595]

SEE AND BE SEEN.

Lincoln Electric 4C[®] Lens Technology lets you see the puddle like never before.

The proprietary liquid crystal display (LCD) has a perfect optical rating and alters the visible color spectrum of the lens.

This provides the user an unparalleled view of the arc, puddle and base material while reducing eye strain.

OLD
LENS
TECHNOLOGY

4C
LENS
TECHNOLOGY

STAND OUT FROM THE CROWD

With more than **25 different helmet designs** to choose from.



For more information on 4C Lens Technology visit: offers.lincolnelectric.com/4C



AR17-18 ©2017 Lincoln Electric Global, Inc. All Rights Reserved.



2x4C Series Lenses

For Pipeline and Pancake Helmets

- 4C[®] Lens Technology eliminates imperfections and color saturation to create a clear view of the base material, arc & puddle while reducing eye strain
- Variable shade 8-13 & fixed shade 9, 10 & 11 models
- Hassle free 2 year warranty



Variable Shade 8-13



Fixed Shade 9



Fixed Shade 10



Fixed Shade 11

Order Number

- KP3775-1 Variable Shade 8-13
- KP3777-1 Fixed Shade 9
- KP3778-1 Fixed Shade 10
- KP3779-1 Fixed Shade 11

Literature

E14.510

Product Name	Lens Technology	Optical Clarity	Inactive Shade	Active Shade	Power Supply	Light Sensitivity Control	Lens Switching Speed: sec.	Arc Sensors	TIG Amp Rating	Cartridge/View Size in (mm)	Temp. Range °C (°F)	Warranty
2x4C Series Lenses												
Variable Shade	4C [®] Lens Technology	1/1/1/2	3.5	Variable 8-13	Solar Cell w/2 CR 1025 Replaceable Batteries	Adjustable	1/10,000	2	> 5 amp	Cartridge US: 4.25 x 2.0 x 0.32 (108 x 501 x 8) View: 3.63 x 1.38 (92 x 35)	Operating: -10 to +55 (14 to 131) Storage: -20 to +70 (-4 to +158)	2 Years
Fixed Shade 9				Fixed 9	Solar Cell	Fixed	Cartridge US: 4.25 x 2.0 x 0.20 (108 x 501 x 5) View: 3.63 x 1.38 (92 x 35)					
Fixed Shade 10				Fixed 10								
Fixed Shade 11				Fixed 11								

ArcSpecs™ Auto-Darkening Goggles / Mask

Unique Welding Helmet Alternative

- Exclusive 4C[®] Lens Technology
- Excellent for tight clearance environments like fabricating an automotive roll cage, pipeline or pressure vessel
- 5-13 shade range with grind mode for use in welding, plasma cutting and more
- Optional Intelligent LED Light Module illuminates low light environments



Processes

- Stick
- TIG, MIG
- FCAW
- Plasma Cutting
- Oxyfuel Cutting
- Grinding

Order Number

- K4643-1

Literature

E14.60

Product Name	Variable Shade/Control	Grind Mode	Sensitivity & Delay Control	Arc Sensors	TIG Amp	Viewing Area	Power Supply	Temperature Range	Warranty	Net Wt. oz (g)
ArcSpecs™ Auto-Darkening Goggles	5-13 / External Buttons	Yes; External Button	10 Sensitivity Settings and 0.1 - 1.0 Delay Range	4	Rating > 2 Amps	7.29 Sq. in (47 Sq. cm)	CR2450 Replaceable Battery	Operating: -10°C - +55°C (14°F - 131°F) Storage: -20°C - +70°C (-4°F - 158°F)	2 Years	11.8 Oz (335 g)

VIKING™ 3350 Powered Air Purifying Respirator (PAPR)

Three Component High Efficiency Filter System

- 4C™ Lens Technology
- Lightweight and comfortable
- Intelligent Blower with LED display, audible & vibratory alerts, automatic speed adjustments
- Excellent battery life provides a minimum of 8 hours and over 16 hours with the extended battery pack



Processes

- All

Order Number

- K3930-1

Literature

- E14.744

Product Name	Certification	Classification	Filter Type	Air Flows ipm (cfm)	Battery Life (hours)	Alarms	Auto-Darkening Viewing Area in. (mm)	Optical Clarity	Variable Shade Range	Warranty
VIKING™ 3350 PAPR	NIOSH 42 CFR Part 84	Loose Fitting Powered Air Purifying Respirator	High Efficiency Particulate Air Filter (HEPA)	LOW SPEED: 180+ (6+) HIGH SPEED: 210+ (7.4+)	STANDARD: Up to 9 EXTENDED: Over 16	Audible and Vibrate	3.74 x 3.34 (95 x 85)	V1/V1	5 -13	BLOWER: 1 Year AUTO-DARKENING LENS: 3 Years

VIKING™ 3350 XG Powered Air Purifying Respirator (PAPR)

Three Component High Efficiency Filter System

- The VIKING™ 3350 XG PAPR features a smart blower system, a low profile external button to switch between weld / grind mode and an extra large 12.5 sq. inch auto-darkening lens with our exclusive 4C™ Lens technology.
- Excellent battery life provides a minimum of 8 hours and over 16 hours with the extended battery pack



Processes

- All

Order Number

- K3930-4 Standard Battery
- K3930-6 Extended Battery

Literature

- E14.747

Product Name	Certification	Classification	Filter Type	Air Flows ipm (cfm)	Battery Life (hours)	Alarms	Auto-Darkening Viewing Area in. (mm)	Optical Clarity	Variable Shade Range	Warranty
VIKING™ 3350 XG PAPR	NIOSH 42 CFR Part 84	Loose Fitting Powered Air Purifying Respirator	High Efficiency Particulate Air Filter (HEPA)	LOW SPEED: 180+ (6+) HIGH SPEED: 210+ (7.4+)	STANDARD: Up to 9 EXTENDED: Over 16	Audible and Vibrate	3.74 x 3.34 (95 x 85)	V1/V1	5 -13	BLOWER: 1 Year AUTO-DARKENING LENS: 3 Years

VIKING™ 3250D FGS Powered Air Purifying Respirator (PAPR)

Optics, Field of View & Respiratory Protection

- 4C® Lens Technology
- Integrated “Flip-Up” grind shield expands field of view to increase productivity and enhance safety
- Intelligent Blower with LED display, audible and vibratory alerts, automatic speed adjustments
- Excellent battery life provides a minimum of 8 hours and over 16 hours with the extended battery pack



Processes

- All

Order Number

- K4550-1 Standard Battery
- K4550-3 Extended Battery
- K4550-4 Hard Hat w/ Standard Battery
- K4550-6 Hard Hat w/ Extended Battery

Literature

E14.746

Product Name	Certification	Classification	Filter Type	Air Flows ipm (cfm)	Battery Life (hours)	Alarms	Auto-Darkening Viewing Area in. (mm)	Optical Clarity	Variable Shade Range	Warranty
VIKING™ 3250 PAPR	NIOSH 42 CFR Part 84	Loose Fitting Powered Air Purifying Respirator	High Efficiency Particulate Air Filter (HEPA)	LOW SPEED: 180+ (6+) HIGH SPEED: 210+ (74+)	STANDARD: Up to 9 EXTENDED: Over 16	Audible and Vibrate	2.95 x 4.25 (75 x 108)	1/1/1	5 -13	BLOWER: 1 Year AUTO-DARKENING LENS: 3 Years

XLR™ P100 Half Mask Respirators

Low Profile, Long Filter Life

- Low profile design fits underneath helmet or face shield
- Proactive nylon cartridge shield filter from spatter
- Innovative filter design increases longevity
- NIOSH Approved



Processes

- All

Order Number

- K4683-S
- K4683-M
- K4683-L
- KP4684-2

Literature

E14.750

Respirator Approval	Classification	Assigned Protection Factor	Air-Purifying Type	Filter Class	Oil Resistance	Replaceable Filters	Number of Filters	Fit Test	Mask Sizes Offered
NIOSH 42 CFR 84	Elastomeric Half Mask	10 APF	Particulate Filtering	P100	Strongly Resistant to Oil	Yes	2	Mandatory Prior to Use	Small, Medium and Large

Standard Welding Gear Ready-Pak®

Get all the Welding Gear You Need

- Features Traditional Khaki FR Cloth Jacket and Industrial Passive Shade 11 Helmet
- Long lasting quality
- Comfortable and stylish



Order Number

K4416-M
K4416-L
K4416-XL
K4416-2XL
K4416-3XL

K3096-1
Replacement Industrial
Duffel Bag

Literature

E14.002

Introductory Education Welding Gear Ready-Pak®

The Ultimate Beginner's Package

- Includes 12 separate PPE, tool or accessory products for Stick/MIG welding and oxyfuel cutting
- 1740 Series auto-darkening welding helmet reduces training time and increases productivity
- Flame retardant cotton jacket provides lightweight, comfortable upper body protection



Order Number

K4590-M
K4590-L
K4590-XL
K4590-2XL
K4590-3XL

Literature

E14.002

Intermediate Education Welding Gear Ready-Pak®

Complete Gear & Tool Package
Ideal for Students

- Includes 17 separate PPE, tool or accessory products for all welding processes, grinding and oxyfuel cutting
- 1740 Series auto-darkening welding helmet reduces training time and increases productivity
- Leather sleeved welding jacket provides enhanced upper body protection and improved durability



Order Number

K4595-M
K4595-L
K4595-XL
K4595-2XL
K4595-3XL

Literature

E14.002

Women's Welding Gear Ready-Pak®

Get all the Women's Welding Gear You Need

- Jacket and gloves are sized and tailored for women
- Features Women's Shadow™ FR Welding Jacket and Jessi vs. the Robot™ VIKING™ 3350 Helmet
- Long lasting quality
- Comfortable and stylish



Order Number

K3238-XS
K3238-S
K3238-M
K3238-L
K3238-XL

K3096-1
Replacement Industrial
Duffel Bag

Literature

E14.002

Industrial Welding Gear Ready-Pak®

Performance, Durability and Versatility

- Includes 11 separate PPE, tool or accessory products for all welding processes and oxyfuel cutting
- 1840 Series auto-darkening Welding Helmet with 4C® Lens Technology
- 3 Pairs of welding gloves for ideal performance for multiple welding or cutting processes



Order Number

K3699-M
K3699-L
K3699-XL
K3699-2XL
K3699-3XL

Literature

E14.002

Premium Welding Gear Ready-Pak®

High Performance Welding Gear Package

- Includes 13 separate premium PPE, tool or accessory products for all welding processes, grinding and plasma/oxyfuel cutting
- 3350 Series Auto-darkening Welding Helmet with 4C® Lens Technology
- 3 Pairs of Welding Gloves for premium performance for multiple welding or cutting processes
- Professional face shield & safety glasses



Order Number

K4595-M
K4595-L
K4595-XL
K4595-2XL
K4595-3XL

Literature

E14.002

Industrial Duffel Bag

Performance, Durability and Versatility

- Tough 1680 Denier® fabric resists wear and abrasion
- Large 24 x 12 x 12 in. dimensions for carrying capacity of over 50 lbs.
- 3 Exterior Pockets for segmented storage



Order Number

K3096-1

Literature

E14.33

Welders All-In-One Backpack

From the Classroom to the Worksite

- Military grade exterior 1680 Denier® fabric resists wear and abrasion
- Adjustable helmet mesh for streamlined storage of your welding helmet
- Large front load compartment with multiple pockets
- Secondary rear compartment for laptop/ipad and general storage



Order Number

K3740-1

Literature

E14.33

Roll Cage™ Welding Rigging Gloves

Dual Purpose, Complete Protection

- Silicone knuckles protect fingers and back of the hand from impact and injury
- Extended cuffs protect the wrists and forearms from heat and sparks
- Palm padding reinforces high wear areas



Order Number

K3109-S
K3109-M
K3109-L
K3109-XL
K3109-2XL

Literature

E14.745

Premium Leather MIG/Stick Welding Gloves

Crafted for Every-Day Duty

- Designed for optimal dexterity and durability
- Superior comfort, durability and dexterity
- Flame retardant foam lining provides heat resistance



Order Number

K2980-M
K2980-L
K2980-XL

Literature

E14.745

Premium 7 Series Stick/MIG Elkskin Welding Gloves

The Pipeliners' Standard

- Top grain pearl elkskin leather exterior
- Soft foam top hand cushion with unlined palm
- Designed to offer excellent dexterity, comfort and durability



Order Number

K4787-M
K4787-L
K4787-XL

Literature

E14.745

Premium 8 Series Stick/MIG Elkskin Welding Gloves

Comfortable Heavy Fab Protection

- Top grain gold elkskin exterior
- Multi-layer interior features a foam top hand liner and full knit cotton liner
- Designed to offer excellent heat resistance, comfort and durability



Order Number

K4788-M
K4788-L
K4788-XL

Literature

E14.745

Heavy Duty MIG/Stick Welding Gloves

Crafted for Every-Day Heavy Duty

- High quality leather provides excellent durability and abrasion protection
- Three layer hand design adds heat resistance, comfort and durability



Order Number

K4082-M
K4082-L
K4082-XL

Literature

E14.745

Traditional MIG/Stick Welding Gloves

Built to Protect, Built to Last

- One size fits all
- Designed for comfort and durability



Order Number
K2979-ALL

Literature
E14.745

DynaMIG™ Traditional MIG Welding Gloves

Balanced Protection, Heat Resistance & Comfort

- Premium top grain and split cowhide exterior provides dynamic protection for a variety of welding applications
- Soft fleece cotton inside liner provides balanced heat resistance and comfort



Order Number
K3805-M
K3805-L
K3805-XL
K3805-2XL

Literature
E14.745

DynaMIG™ Heavy Duty MIG Welding Gloves

Great Protection, Heat Resistance & Comfort

- Premium top grain and split cowhide exterior provides dynamic protection for high to low amperage welding applications
- Unique multi-layer inside liner optimizes heat resistance and comfort
- Moisture absorbent inside cuff liner for all comfort



Order Number
K3806-M
K3806-L
K3806-XL
K3806-2XL

Literature
E14.745

Leather TIG Welding Gloves

Precision Fit for Precision Welding

- Optimal fit and dexterity for TIG welding applications
- Heat-resistant gauntlet for wrist protection



Order Number
K2981-M
K2981-L
K2981-XL

Literature
E14.745

Premium Leather TIG Welding Gloves

Superior Dexterity with Unique Protection Elements

- Constructed of top grain leather for ultimate dexterity and comfort
- Knit cotton top hand liner and unlined bottom hand for balanced protection and feel
- Unique seam design and keystone thumb enhances hand flexibility and control



Order Number
K2983-M
K2983-L
K2983-XL

Literature
E14.745

Welders Leather Drivers Gloves (Lined)

General Protection for Material Handling and Low Amp Applications

- Top grain leather palm and split cowhide top hand for balanced protection & comfort
- Full knit cotton liner provides heat resistance and protection
- Keystone thumb design improves ergonomics and comfort



Order Number

K3770-M
K3770-L
K3770-XL
K3770-2XL

Literature

E14.745

Traditional Leather Drivers Gloves (Unlined)

General Protection for Material Handling and Low Amp Applications

- The glove measures 10 inches in length to improve clearance when used for material handling or with hand tools
- The unlined interior provides optimal touch, feel and dexterity



Order Number

K3769-M
K3769-L
K3769-XL
K3769-2XL

Literature

E14.745

Cut Resistant A2 Drivers Gloves

Kevlar® Cut Resistant Liner

- 100% internally lined with knit Kevlar® to provide ANSI A2 cut performance for material handling and welding
- The ergonomic keystone thumb design improves fit and enhances flexibility



Order Number

K3771-M
K3771-L
K3771-XL
K3771-2XL

Literature

E14.745

Heat-Resistant Welding Gloves

Be Cool, Be Comfortable

- Reflects 95% of radiant heat
- Aluminized rayon backing
- Unlined palm for increased control and reduced fatigue



Order Number

K2982-L
K2982-XL

Literature

E14.745

Full Leather Steelworker® Gloves

Deliver Fit and Flexibility

- Designed for light welding or metalworking
- Strong all-leather construction
- Hook-and-loop wrist closure ensures a snug fit



Order Number

K2977-S
K2977-M
K2977-L
K2977-XL
K2977-2XL

Literature

E14.745

Traditional Split Leather-Sleeved Jacket

Minimum Weight, Maximum Durability

- Split cowhide sleeves resist spatter and wear and lightweight FR cloth keeps you cool
- Inside pocket and adjustable snap sleeves
- Good protection, economically priced



Order Number
K3106-M
K3106-L
K3106-XL
K3106-2XL
K3106-3XL

XVI Series Industrial FR Welding Jackets

Superior Durability & Comfort

- Innovative design provides superior comfort and durability
- Cushioned neck and wrists alleviate common pressure points
- Grey 16 oz. fabric improves heat resistance and longevity



Order Number
K4931-M
K4931-L
K4931-XL
K4931-2XL
K4931-3XL
K4931-5XL

XVI Series HD FR & Split Leather Welding Jackets

Protection & Comfort for Tough Jobs

- Leather and innovative FR fabric increase heat, friction and spatter resistance
- Cushioned neck and silk lined sleeves enhance comfort
- Engineered materials and design offers superior jacket service life



Order Number
K4933-M
K4933-L
K4933-XL
K4933-2XL
K4933-3XL
K4933-5XL

Shadow™ Grain Leather-Sleeved Jacket

Protection, Comfort and Freedom

- For MIG or stick welding
- Flip up collar and extra front panel flap provide full closure
- Spatter guard lining
- Quality craftsmanship



Order Number

K2987-M
K2987-L
K2987-XL
K2987-XXL
K2987-XXXL

Shadow™ Split Leather-Sleeved Jacket

Quality, Durability, Protection, Comfort: The Ideal Jacket for MIG or Stick

- Split cowhide sleeves and cool FR material on the chest
- Ideal for stick and MIG welding
- Flip up collar and a lined flap on the back close for extra protection
- Two horizontal hip pockets with secured flaps



Order Number

K2986-M
K2986-L
K2986-XL
K2986-XXL
K2986-XXXL
K2986-5XL

Heavy-Duty Leather Welding Jacket

Protection for the Tough Jobs

- Heavy-duty split cowhide leather chest and sleeves provide superior protection
- FR cloth back keeps you cool
- Ideal for heavy stick and MIG welding
- Flip up collar, extra front flap for full closure and spatter guard lining



Order Number

K2989-M
K2989-L
K2989-XL
K2989-XXL
K2989-XXXL

Traditional FR Cloth Jacket – Khaki

The Ideal Light Duty Welding Jacket

- Crafted from 100% flame-retardant material
- Provides maximum protection
- Adjustable dual snap sleeves and convenient inside pocket



Order Number

K3317-M
K3317-L
K3317-XL
K3317-2XL
K3317-3XL

Traditional FR Cloth Jacket – Black

The Ideal Light Duty Welding Jacket

- Crafted from 100% flame-retardant material
- Provides maximum protection
- Adjustable dual snap sleeves and convenient inside pocket



Order Number

K2985-M
K2985-L
K2985-XL
K2985-XXL
K2985-XXXL

Bright FR Cloth Welding Jacket - Safety Orange

For Prominent Operator Visibility

- Adjustable snap wrists and large inside pocket
- Premium 9 oz. flame retardant fabric
- Lightweight and breathable keeps you cool and allows excellent arm mobility



Order Number

K4688-M
K4688-L
K4688-XL
K4688-2XL
K4688-3XL

Bright FR Cloth Welding Jacket - Safety Lime

For Prominent Operator Visibility

- Adjustable snap wrists and large inside pocket
- Premium 9 oz. flame retardant fabric
- Lightweight and breathable keeps you cool and allows excellent arm mobility



Order Number

K4689-M
K4689-L
K4689-XL
K4689-2XL
K4689-3XL

Bright FR Orange Jacket With Leather Sleeves

Safety and Comfort in a Single Jacket

- Premium 9 oz. flame retardant fabric
- Black split leather sleeves for durability and protection
- Adjustable chrome plate snap cuffs
- Large inside pocket for protected storage



Order Number
 K4690-M
 K4690-L
 K4690-XL
 K4690-2XL
 K4690-3XL

High Visibility FR Orange Jacket With Reflective Stripes

Ideal for Jobsites with Moving Vehicles & Machinery

- Premium 9 oz. flame retardant fabric
- Kevlar® sewn silver reflective tape for multi-faceted visibility
- Back panel slot for fall protection harnesses
- Adjustable snap wrists and large inside pocket



Order Number
 K4692-M
 K4692-L
 K4692-XL
 K4692-2XL
 K4692-3XL

FR Welding Shirt – Khaki

Safety and Comfort in a Single Shirt

- Ideal for light-duty welding
- Durable enough for daily use
- Adjustable dual-snap sleeves
- Features a single pocket with flap and pencil holder



Order Number
 K3382-M
 K3382-L
 K3382-XL
 K3382-2XL

FR Welding Shirt – Black

Safety and Comfort in a Single Shirt

- Ideal for light-duty welding
- Durable enough for daily use
- Adjustable dual-snap sleeves
- Features two chest pockets with flaps and a pencil holder slot



Order Number
 K3113-M
 K3113-L
 K3113-XL
 K3113-2XL
 K3113-3XL

FR Welding Lab Coat

All-Purpose Protection

- 9 oz. 100% flame retardant material
- Knee length offers extended protection for light-duty welding
- Ideal for instructors, supervisors and occasional welders



Order Number
K3112-M
K3112-L
K3112-XL

Split-Leather Welding Apron

Provides an Extra Layer of Protection

- Heavy-duty split cowhide construction
- Harness system adjusts to any size and weight
- Great addition for any welding jacket or shirt



Order Number
K3110-ALL

Split-Leather FR Welding Sleeves

Stay Protected, Stay Cool

- Durable, flame-retardant material adds spatter and heat resistance
- Split leather panels in high wear areas



Order Number
K3111-ALL

FR Welding Sleeves with Knit Liner

Superior Comfort & Heat Resistance

- FR cotton exterior with ergonomic elbow
- Knit FR cotton liner improves heat resistance and comfort
- Elastic closure offers dynamic fit and protection



Order Number
K4828-ALL

Welding FR Bandanas

Do the Lincoln Electric Rag

- 100% flame retardant material
- Mesh lining for fast sweat evaporation
- Machine washable



Order Number
K2993-ALL
K4824-ALL

Graphic Cotton Bandanas

Standout From the Crowd

- 100% cotton
- Mesh lining for fast sweat evaporation
- Machine washable



Order Number
K3204-ALL
K4825-ALL

Welding Caps

All Day Comfort

- 100% cotton
- Cushioned insert provides comfort and absorbs sweat
- Flat-stitched seams for superior comfort
- Machine washable



Order Number
K3203-ALL
K4818-L
K4818-XL
K4819-L
K4819-XL
K4820-L
K4820-XL
K4821-L
K4821-XL

FR Welding Beanies

Top Off with Lincoln Electric

- Machine washable
- Flame-retardant



Order Number
K2994-L
K2994-XL
K4822-L
K4822-XL
K4823-L
K4823-XL

Leather Helmet with Press Fit Seal

Protect Your Neck From Flash, Spatter & Sparks

- Innovative press fit silicone seal easily attaches to the welding helmet edge for full frontal neck coverage
- Unique bib shape provides neck coverage without blocking field of view



Order Number
KP3729-1 Split Leather
KP3730-1 Grain Leather

OMNIShield™ Professional Face Shields

Premium Protection and Comfort

- Premium impact resistant polycarbonate lens is 90% thicker than a traditional face shield (0.077" vs 0.040") for enhanced protection
- Air Cushioned, adjustable headgear provides optimal comfort, fit and function for numerous operators and applications
- Available in clear, coated and shaded lens styles and compatible with most hard hat styles (adapter sold separately)



Order Number

K3750-1 Standard Clear
K3751-1 Anti-Fog Clear
K3752-1 Dual Coated Clear
K3753-1 Shade 3 IR
K3754-1 Shade 5 IR

Literature

E14.509

Padded Safety Glasses

Padded Safety Glasses are Easy on the Eyes

- Comfortable, non-slip strap material
- 360° foam liner keeps dust out and enhances comfort
- For long hours of comfort



Meets Requirements

- ANSI Z87.1
- CSA Z94.3

Order Number

K3119-1

Face Shield

Full Frontal Protection

- Large, impact-resistant shield wraps around entire face
- Ideal for grinding, polishing, deburring and other operations



Meets Requirements

- ANSI Z87.1
- CSA Z94.3

Order Number

K3120-1
KP3164-1 (Lens only)

Shade 5 Cutting and Grinding Goggles - Wide

Shades of Protection

- For plasma and oxyfuel cutting operations
- 100% surface seal keeps sparks, spatter, particles, sand, dirt and heat away from your eyes



Meets Requirements

- ANSI Z87.1

Order Number

K3118-1

Shade 5 Cutting and Grinding Goggles - Compact

Shades of Protection

- For plasma and oxyfuel cutting operations
- 100% surface seal keeps sparks, spatter, particles, sand, dirt and heat away from your eyes



Meets Requirements

- CSA Z94.3
- ANSI Z87.1+

Order Number

K4708-1

Shade 3 Cutting and Grinding Goggles

Shades of Protection

- For chipping, grinding and machining operations
- 100% surface seal keeps sparks, spatter, particles, sand, dirt and heat away from your eyes



Meets Requirements

- ANSI Z87.1
- CSA Z94.3

Order Number

K3118-2

Finish Line™ Clear Safety Glasses

Safe, Sleek and Stylish

- Flexible nosepiece and adjustable temple tips for added comfort
- Special anti-fog coating reduces lens fogging
- Blocks 99.9% of UV-A,B, & C Radiation



Meets Requirements

- ANSI Z87.1+
- CSA Z94.3

Order Number

K2966-1

Women's Starlite® Clear Safety Glasses

Safe, Sleek and Stylish

- Sized 10% smaller than our similar models
- Light weight makes these models easy to wear
- Anti-fog and anti-scratch coating



Meets Requirements

- ANSI Z87.1+
- CSA Z94.3

Order Number

K3250-S
K3250-M

Lincoln Starlite® Clear Safety Glasses

Safe, Sleek and Stylish

- Light weight makes these models easy to wear
- Special anti-fog coating reduces lens fogging
- Blocks 99.9% of UV-A,B, & C Radiation



Meets Requirements

- ANSI Z87.1+
- CSA Z94.3

Order Number

K2965-1

Traditional Lincoln Clear Safety Glasses

Traditional Safety Glasses

- Frameless clear lens
- Light weight makes these models easy to wear
- Inexpensive and ideal for student, team or bulk purchases



Meets Requirements

- ANSI Z87.1+

Order Number

K3104-1

Lincoln Cover 2™ Clear Safety Glasses

Protect Your Eyes and Your Glasses

- Worn over your own prescription glasses
- Ratcheting adjustable-length temples
- Integrated brow guard and side shields offer added impact protection
- Blocks 99.9% of UV-A,B, & C Radiation



Meets Requirements

- ANSI Z87.1+
- CSA Z94.3

Order Number

K2968-1

Bifocal Clear Safety Glasses

See Safety More Clearly

- Full eye coverage
- Slip resistant temples



Meets Requirements

- ANSI Z87.1

Order Number

K3117-100 1.0 Diopter
 K3117-150 1.5 Diopter
 K3117-200 2.0 Diopter
 K3117-250 2.5 Diopter

Finish Line™ Outdoor Safety Glasses

Keep Your Eye on the Finish Line

- Flexible nosepiece and adjustable temple tips for added comfort
- Special anti-fog coating reduces lens fogging
- Blocks 99.9% of UV-A,B, & C Radiation



Meets Requirements

- ANSI Z87.1+
- CSA Z94.3

Order Number

K2970-1

Lincoln Starlite® Outdoor Safety Glasses

Safe, Sleek and Stylish

- Silver mirror coating added to the lens for protection from the sun
- Frameless lens provides a wide field of vision
- Blocks 99.9% of UV-A,B, & C Radiation



Meets Requirements

- ANSI Z87.1+
- CSA Z94.3

Order Number

K2969-1

Lincoln Red Outdoor Safety Glasses

Sturdy Protection

- Durable impact protection
- Flexible nosepiece and temple tips add comfort
- Silver mirror lens
- Blocks 99.9% of UV-A,B, & C Radiation



Meets Requirements

- ANSI Z87.1+
- CSA Z94.3

Order Number

K2972-1

Lincoln Black Outdoor Safety Glasses

Sturdy Protection

- Durable impact protection
- Flexible nosepiece and temple tips add comfort
- Red mirror lens
- Blocks 99.9% of UV-A,B, & C Radiation



Meets Requirements

- ANSI Z87.1+
- CSA Z94.3

Order Number

K2971-1

Lincoln Starlite® IR 5 Safety Glasses

Infra-Red Shielding

- Shade 5 infra-red protection intended for cutting and grinding
- Unitary frameless style provides a wide field of vision
- Blocks 99.9% of UV-A,B, & C Radiation



Meets Requirements

- ANSI Z87.1+
- CSA Z94.3

Order Number

K2967-1

Axilite™ Clear Safety Glasses

Keep Things Clear & Lightweight

- Ultra lightweight design weighs just 19.3 grams
- Dual anti-fog and anti-scratch lenses
- Blocks 99.9% of UV-A,B, & C Radiation



Meets Requirements

- ANSI Z87.1+
- CSA Z94.3

Order Number

K4673-1

Axilite™ Amber Safety Glasses

Keep Things Clear & Lightweight

- Amber lens is ideal for low-light environments to increase brightness, contrast and depth perception
- Ultra lightweight design weighs just 19.3 grams
- Blocks 99.9% of UV-A,B, & C Radiation



Meets Requirements

- ANSI Z87.1+
- CSA Z94.3

Order Number

K4674-1

Axilite™ Light Blue Safety Glasses

Keep Things Clear & Lightweight

- Soft blue polycarbonate lens reduces glare, eye strain and yellow tint
- Ultra lightweight design weighs just 19.3 grams
- Blocks 99.9% of UV-A,B, & C Radiation



Meets Requirements

- ANSI Z87.1+
- CSA Z94.3

Order Number

K4675-1

Axilux™ USA Camo Clear Safety Glasses

Look Good With Popular Graphic Frames

- Modern ergonomic design provides excellent comfort, protection and durability
- Dual anti-fog and anti-scratch lenses
- Soft rubber nosepiece and temple frame distributes weight, reduces pressure and increases grip



Meets Requirements

- ANSI Z87.1+
- CSA Z94.3

Order Number

K4676-1

Axilux™ Traditional Camo Bronze Mirror Safety Glasses

Look Good With Popular Graphic Frames

- Modern ergonomic design provides excellent comfort, protection and durability
- Dual anti-fog and anti-scratch lenses
- Bronze mirror lens reduce glare, eye strain and improve contrast



Meets Requirements

- ANSI Z87.1+
- CSA Z94.3

Order Number

K4677-1

Lincoln 360 Foam Padded Clear Safety Glasses

For Jobs With Heavy Dust and Debris

- Dual anti-fog and anti-scratch lenses Adjustable elastic headband keeps glasses in place for dependable protection
- Blocks 99.9% of UV-A, B & C Radiation



Meets Requirements

- ANSI Z87.1+
- CSA Z94.3

Order Number

K4707-1

Women's Shadow™ Welding Jacket

A Jacket Designed with Women in Mind

- Split cowhide sleeves with cooling FR cloth front and back
- Flip up collar, adjustable snap sleeves and snap cinch waist
- Two horizontal flap pockets
- Ideal for MIG or stick welding



Order Number
 K3114-XS
 K3114-S
 K3114-M
 K3114-L
 K3114-XL

Women's MIG/Stick Welding Gloves

Not Your Brother's Welding Gloves

- Designed and sized for women's hands
- Durable split cowhide and cotton lining
- Long-lasting work life



Order Number
 K3232-S
 K3232-M

Women's Steelworker® Gloves

For Her: A Glove For The Multi-Tasker

- Sized for women's hands
- Top grain cowhide ensures durability and maximizes dexterity
- For fabrication or light welding
- All leather construction



Order Number
 K3231-XS
 K3231-S
 K3231-M

Women's Starlite® Clear Safety Glasses

Safe, Sleek and Stylish

- Sized 10% smaller than our similar models
- TLight weight makes these models easy to wear
- Anti-fog and anti-scratch coating



Meets Requirements
 • ANSI Z87.1+
 • CSA Z94.3

Order Number
 K3250-S
 K3250-M

Pivot Angle Magnetic Fixture

Tacking Welds Just Got Easier

- Designed for repetitive work at uncommon angles
- Convenient single lock handle makes it fast and easy to select an angle



Order Number

· K3310-1

Literature

E14.800

Multi Angle Fixture

Tacking Welds Just Got Easier

- Set up in seconds
- Magnet technology allows for complete on/off control and precise positioning
- Easy to position on flat or round stock



Order Number

· K3309-1

Literature

E14.800

Mini Multi Angle Fixture

Tacking Welds Just Got Easier

- Designed for small steel parts
- Pipe notch for use on round stock
- No batteries or electricity required



Order Number

· K3318-1

Literature

E14.800

Manual Hand Lifter

Get a Handle on Steel

- For small part lifting and sheet dragging
- Work faster and more efficiently with fewer injuries
- No batteries or electricity required



Order Number

· K3311-1

Literature

E14.800

Stainless Steel & Aluminum Welding

3 X 7 Row Stainless Steel Wire Brush

This handy toothbrush style is just right for light cleaning on stainless steel in confined or hard to reach areas.

2 X 9 Row Stainless Steel Wire Brush

A slight curve in the handle improves grip. Ideal for general or light cleaning on stainless steel.

3 X 19 Row Stainless Steel Wire Brush

This general purpose brush is intended for long life and efficient surface cleaning on stainless steel.



Length, in. (mm)

- 7.5 (191) (3x7 Brush)
- 8.5 (216) (2x9 Brush)
- 13.75 (349) (3x19 Brush)

Order Number

- K3179-1 (3x7 Brush)
- K3180-1 (2x9 Brush)
- K3181-1 (3x19 Brush)

 WARNING: Cancer and Reproductive Harm -www.P65Warnings.ca.gov

Alloy Welding

3 X 7 Row Brass Wire Brush for Aluminum

This compact toothbrush style can be used for light cleaning on aluminum in confined or hard to reach areas. Brass bristles are easy on aluminum surfaces.

2 X 9 Row Brass Wire Brush for Aluminum

The slightly curved handle improves grip for general light cleaning on aluminum. Brass bristles gently remove oxide layer on aluminum.



Length, in. (mm)

- 7.5 (191) (3x7 Brush)
- 8.5 (216) (2x9 Brush)

Order Number

- K3182-1 (3x7 Brush)
- K3183-1 (2x9 Brush)

 WARNING: Cancer and Reproductive Harm -www.P65Warnings.ca.gov

Carbon Steel Welding

3 X 19 Row Carbon Steel Wire Brush

Select this popular tempered steel bristle pattern for efficient general cleaning on carbon steels.

4 x 16 Row Carbon Steel Wire Brush

Tempered steel bristles make fast work of rust, mill scale and paint on carbon steels. Comfortable curved handle.



Length, in. (mm)

- 13.75 (349) (3x19 Brush)
- 9.5 (241) (4x16 Brush)

Order Number

- K3184-1 (3x19 Brush)
- K3185-1 (4x16 Brush)

 WARNING: Cancer and Reproductive Harm -www.P65Warnings.ca.gov

Combination Packs

Wire Brush Three Pack

This compact toothbrush style set is easy to stow in your bag and perfect for small projects. Includes brass bristle brush for aluminum, stainless bristle brush for stainless steel and a nylon bristle brush for general cleaning on carbon steel.



Length, in. (mm)

- 7.5 (191)

Order Number

- K3189-1

 WARNING: Cancer and Reproductive Harm -www.P65Warnings.ca.gov

Chipping Hammer

Tackle Dirt and Slag Head-On

- Shock reducing spiral handle with hook
- Head includes spike and flat sides



Processes

- Stick
- Flux-Cored

Order Number

K4022-1

Literature

E14,742



WARNING: Cancer and Reproductive Harm -www.P65Warnings.ca.gov

Chipping Hammer with Wire Brush

Welders Combo Tool

- Increases productivity and simplifies post weld cleanup
- Spiral handle disperses shock and pressure for improved comfort



Order Number

K4021-1



WARNING: Cancer and Reproductive Harm -www.P65Warnings.ca.gov

Welper®

Multi-Use MIG Tool

- Designed for MIG welding operations with eight functions in a single pair of pliers
- Spring loaded for easy opening and closing
- Comfortable handle
- Chrome vanadium steel



Processes

- MIG
- Flux-Cored

Order Number

K4014-2

Literature

E14,740



WARNING: Cancer and Reproductive Harm -www.P65Warnings.ca.gov

Welding Pliers

Single Tool, Multiple Functions

- Up to six functions
- Spring loaded for easy opening and closing
- Heat treated for durability



Processes

- MIG

Order Number

K4014-1

Literature

E14,741



WARNING: Cancer and Reproductive Harm -www.P65Warnings.ca.gov

Industrial C-Clamp

Easy, Inexpensive Fixturing

- Constructed of drop forged steel to increase strength, hardness and toughness
- Squeeze to lock plier jaws clamp to parts of various shapes & sizes



Order Number
K3721-1

Heavy Duty Tape Measure (25 Ft)

Built for the Elements

- Brushed steel housing for increased durability and thermal resistance
- 25 ft. (7.6 m) nylon reinforced tape for smooth operation and improved durability



Order Number
K3722-1

Weld Fillet Gauge – 7 Piece Set

An Essential Welders Tool

- Measure concave or convex fillet welds ranging in 1/8 - 1 in. (3.2-25.4 mm) in size
- Stainless steel construction to improve durability and prevent rust
- Made in the USA



Order Number
K3720-1

Industrial Soap Stone Holder

The Classic Marking Tool

- Lightweight, general purpose marking tool
- Will not contaminate weld deposits and is easily removable



Order Number
K3725-1
KP3726-1
(Replacement Soapstone)

Industrial Flint Striker

Essential Fuel Cutting Tool

- Lightweight striker used for starting cutting fuels
- Rotating internal file increases durability



Order Number
K3727-1
KP3728-1
(Replacement Flints)

T300 Electrode Holder

The Pipeline Staple

- 300A Rating, 60% Duty Cycle, DC Current Only
- 5/32 in. (4.0 mm) diameter electrode and smaller
- Made in the USA



Order Number

- K909-6

Literature

www.lincolnelectric.com

EH-305 Heavy Duty Electrode Holder

Comfort, Quality & Consistency

- Insulated stick electrode holder designed for reliable performance and enhanced operator comfort.
- For electrode diameters 1/8-1/4 in. (3.2-6.4 mm).
- Rated at 300 amps, 60% duty cycle or 400 amps, 35% duty cycle



Order Number

- K909-7

Literature

www.lincolnelectric.com

EH-405 Heavy Duty Electrode Holder

Comfort, Quality & Consistency

- Insulated stick electrode holder designed for reliable performance and enhanced operator comfort.
- For electrode diameters 1/8-5/16 in. (3.2-7.9 mm)
- Rated at 400 amps, 60% duty cycle or 500 amps, 35% duty cycle



Order Number

- K909-8

Literature

www.lincolnelectric.com

GC-300 Ground Clamp

Reliable Conductivity

- Easy operation. Just squeeze, slip jaws over the work and let go. No bolts or nuts to tighten.
- Jaws open full 2-1/2 in. (63 mm). Welding cable lug bolts directly to the work clamp. Heavy spring tightly clamps jaws to work or table.
- Rated 300 amps at 60% duty cycle.



Order Number

- K910-1

Literature

www.lincolnelectric.com

GC-500 Ground Clamp

Reliable Conductivity

- Easy operation. Just squeeze, slip jaws over the work and let go. No bolts or nuts to tighten.
- Jaws open full 2-1/2 in. (63 mm). Welding cable lug bolts directly to the work clamp. Heavy spring tightly clamps jaws to work or table.
- Rated 500 amps at 60% duty cycle.



Order Number

- K910-2

Literature

www.lincolnelectric.com

 **WARNING:** Cancer and Reproductive Harm - www.P65Warnings.ca.gov

Welding Curtain, 6 x 6 ft. (1.8 x 1.8 m)

Bring the Curtain Down on Sparks and Spatter

- Intended to be hung vertically
- Rated for temperatures up to 1022°F (550°C)
- Protects workers from injury and parts and equipment from damage



Meets Requirements

- FM approved for ANSI/FM 4950

Order Number

K3252-1

Welding Blanket, 6 x 6 ft. (1.8 x 1.8 m)

We've Got You Covered

- Intended to be used horizontally
- Rated for temperatures up to 1022°F (550°C)
- Protects workers from injury and parts and equipment from damage
- Easy to position in any shop



Meets Requirements

- FM approved for ANSI/FM 4950

Order Number

K3253-1

High Temperature Welding Blanket, 6 x 6 ft. (1.8 x 1.8 m)

Keep the Heat Off

- Intended to be used horizontally
- Rated for temperatures up to 2012°F (1100°C)
- Protects workers from injury and parts and equipment from damage
- Easy to position in any shop



Meets Requirements

- FM approved for ANSI/FM 4950

Order Number

K3254-1

Hydroguard® Rod Canister

Easy to Carry. Easy to Protect.

- Protect and carry 10 lb. (4.5 kg) of stick electrode up to 14 in. (355.6 mm) in length
- Rubber seal makes the container moisture-resistant



Processes

- Stick

Order Number

K3166-1
K3167-1 (Strap)

Hydroguard® Portable Welding Rod Oven

Outstanding Moisture Resistance for Improved Weld Quality

- Transport a maximum of 10 lb. (4.5 kg) of up to 18 in. (457.2 mm) electrode
- Maintains electrodes at a constant 300°F (149°C) temperature
- Power-On light to visually confirm operation



Processes

- Stick

Output

Preset at 300°F (149°C)

Input



Order Number

K2939-1 (115V)
K2939-2 (230V)

Literature

E14.701

Hydroguard® Bench Rod Oven

Outstanding Moisture Resistance for Improved Weld Quality

- Circular Shape Directs Airflow
- Adjustable Thermostat
- Flexible Interior Configuration
- Variable Moisture Vent
- Handy Shelf
- Data Logger Capable



Processes

- Stick Electrode
- MIG Wire

Output

100-550°F
(38-288°C)

Input



Order Number

K2942-1 (120V)
K2942-2 (240/480V)
K3148-1 (Thermometer Kit)

Literature

E14.702

NOTE » Date Logger Capable

RP6 Weldable Rust Preventative Fluid

Apply. Store. Weld.

- Provides indoor corrosion protection for up to 6 months
- Will not adversely affect the welding process



WARNING: Cancer and Reproductive Harm - www.P65Warnings.ca.gov



Base Material

- Ferrous

Application

- Brush
- Spray
- Dip

Order Number

- K4127-2 (5 Gallon Pail)
- K4127-1 (55 Gallon Drum)

Literature

E14.901.1

CarbonElite™ Pointed Gouging Carbons

Premium Gouging Electrodes

- Versatile multi-purpose round gouging electrode (most popular type)
- First class metal removal rates
- Consistent melt off rate allows for uniform, smooth grooves



Order Number

- KP3800-1/8
- KP3800-5/32
- KP3800-3/16
- KP3800-1/4
- KP3800-5/16
- KP3800-3/8
- KP3800-1/2

Literature

E14.600

CarbonElite™ Jointed Gouging Carbons

Premium Gouging Electrodes

- Round electrode with male & female ends to help eliminate stub loss
- First class metal removal rates
- Consistent melt off rate allows for uniform, smooth grooves



Order Number

- KP3803-1/2
- KP3803-5/8
- KP3803-3/4

Literature

E14.600

CarbonElite™ Flat Gouging Carbons

Premium Gouging Electrodes

- Rectangle shape for close tolerance metal removal and/or to create rectangle grooves
- First class metal removal rates
- Consistent melt off rate allows for uniform, smooth grooves



Order Number

- KP3802-3/8
- KP3802-1/2

Literature

E14.600

CarbonElite™ Hollow Gouging Carbons

Premium Gouging Electrodes

- Round electrode with hollow core allows for faster travel speed without sacrificing groove depth
- First class metal removal rates
- Consistent melt off rate allows for uniform, smooth grooves



Order Number

- KP3801-3/16
- KP3801-1/4
- KP3801-5/16
- KP3801-3/8

Literature

E14.600



Specifications Chart » VIKING™ Powered Air Purifying Respirators (PAPR)

Specs	3350 PAPR	3350 XG PAPR	3250D FGS PAPR
Size of Blower Assembly (W x T x D)	8 x 7.5 x 3 in. (203 x 191 x 76 mm)	8 x 7.5 x 3 in. (203 x 191 x 76 mm)	8 x 7.5 x 3 in. (203 x 191 x 76 mm)
Weight of Blower (including battery, belt and filters)	2.20 lb. (1.0 kg)	2.20 lb. (1.0 kg)	2.20 lb. (1.0 kg)
Air Flow	Low Speed: 180+ lpm (6+ cfm) High Speed: 210+ lpm (7.4+ cfm)	Low Speed: 180+ lpm (6+ cfm) High Speed: 210+ lpm (7.4+ cfm)	Low Speed: 180+ lpm (6+ cfm) High Speed: 210+ lpm (7.4+ cfm)
Operating Temperature	23° to 131°F [-5° to 55°C]	23° to 131°F [-5° to 55°C]	23° to 131°F [-5° to 55°C]
Battery Type	Lithium Ion (Rechargeable)	Lithium Ion (Rechargeable)	Lithium Ion (Rechargeable)
Battery Charge Time	Three hours	Three hours	Three hours
Battery Charges	500 charges	500 charges	500 charges
Belt Size ⁽¹⁾	29 to 52 in. (736 to 1321 mm)	29 to 52 in. (736 to 1321 mm)	29 to 52 in. (736 to 1321 mm)
Respirator Approval ⁽²⁾	NIOSH 42 cfr 84 Approved Powered Air-Purifying Respirator (PAPR)	NIOSH 42 cfr 84 Approved Powered Air-Purifying Respirator (PAPR)	NIOSH 42 cfr 84 Approved Powered Air-Purifying Respirator (PAPR)
Assigned Protection Factor ⁽³⁾	25	25	25
Helmet Replacement Battery	CR 2450	CR 2450	CR 2450
Battery Life	8 Hours	9 Hours	8 Hours
Charge	115 Volt Input	115 Volt Input	115 Volt Input
Alarms	Audible and Vibrate	Audible and Vibrate	Audible and Vibrate
Head Gear	FR Flame Retardant	FR Flame Retardant	FR Flame Retardant
Optical Class	1/1/1 (per EN 379)	1/1/1 (per EN 379)	1/1/1 (per EN 379)
Lens Switching Speed (sec)	1/25,000	1/25,000	1/25,000
Variable Shade/Control	5-13 Internal	5-13 Internal	5-13 Internal
Magnifying "Cheater" Capable Lens	Yes	Yes	Yes
Grind Mode Shade/Control	3.5 Internal	3.5 External	4 Internal
Light Sensitivity Control	Continuous	Continuous	Digital Display Control
Delay Control Dark to Light (sec)	0.1 -1.0 Fully Adjustable	0.1 -1.0 Fully Adjustable	0.1 -1.0 Fully Adjustable
Arc Sensors	4	4	4
TIG AMP Rating	DC > 2 Amp AC > 2 Amp	DC > 2 Amp AC > 2 Amp	DC > 2 Amp AC > 2 Amp
Helmet Compliance	ANSI Z87.1-2010, CSA Z94.3, CE	ANSI Z87.1-2010, CSA Z94.3, CE	ANSI Z87.1-2010, CSA Z94.3, CE
Cartridge Size	US 5.25 x 4.50 in. (133 x 114 mm)	US 5.25 x 4.50 in. (133 x 114 mm)	US 5.25 x 4.50 in. (133 x 114 mm)
View Size	3.7 x 3.34 in. (95 x 85 mm)	3.7 x 3.34 in. (95 x 85 mm)	2.95 x 4.25 in. (75 x 108 mm)
Blower Assembly	1 Year Warranty	1 Year Warranty	1 Year Warranty
ADF Helmet	3 Year Warranty	3 Year Warranty	3 Year Warranty

⁽¹⁾ Belt size maximum of 60 in. (1524 mm) with belt extension accessory.

⁽²⁾ Refer to NIOSH respirator approval label for system configuration.

⁽³⁾ APF=25 for loose fitting Powered Air-Purifying Respiratory according to OSHA 3352-02 2009, when the employer implements a continuing, effective respirator program in compliance with the Respiratory Protection Standard (29 CFR 1910).

Specifications Charts

Welding Gloves

Product Name	Number	HAND SIZING FOR GLOVES (measure the width of the hand as shown) 								
		Mens Gloves – in (cm)					Womens Gloves – in (cm)			
		Small 8.0 (20)	Medium 8.5 (22)	Large 9.0 (23)	X Large 9.5 (24)	2X Large 10.0 (25)	X Small 7.0 (18)	Small 7.5 (19)	Medium 8.0 (20)	
Roll Cage™ Welding Rigging Gloves	K3109-xx	•	•	•	•	•				
Premium Leather MIG/Stick Welding Gloves	K2980-xx		•	•	•					
Premium 7 Series Stick/MIG Elkskin Welding Gloves	K4787-XX		•	•	•					
Premium 8 Series Stick/MIG Elkskin Welding Gloves	K4788-XX		•	•	•					
Heavy Duty MIG/Stick Welding Gloves	K4082-xx		•	•	•					
Traditional MIG/Stick Welding Gloves	K2979-xx	•	•	•	•	•				
DynaMIG™ Traditional MIG Welding Gloves	K3805-xx		•	•	•	•				
DynaMIG™ Heavy Duty MIG Welding Gloves	K3806-xx		•	•	•	•				
Full Leather Steelworker® Gloves	K2977-xx	•	•	•	•	•				
Premium Leather TIG Welding Gloves	K2983-xx		•	•	•					
Welders Leather Drivers Gloves (Lined)	K3770-xx		•	•	•	•				
Traditional Leather Drivers Gloves (Unlined)	K3769-xx		•	•	•	•				
Cut Resistant A2 Drivers Gloves	K3771-xx		•	•	•	•				
Leather TIG Welding Gloves	K2981-xx		•	•	•					
Heat-Resistant Welding Gloves	K2982-xx			•	•					
Women's MIG/Stick Welding Gloves	K3232-xx						•	•	•	
Women's Steelworker® Gloves	K3231-xx						•	•	•	

OMNISHield™ Professional Face Shields

Product Name	Lens Type	Lens Thickness in.	Lens Coatings	Headgear	Hard Hat Compatibility	Compliance	Net Wt. oz.
OMNISHield™ Clear Face Shields	Polycarbonate	0.077	Uncoated Anti-Fog, Anti-Fog & Anti-Scratch	Air-Cushioned with Adjustable Ratchet	Yes; Slotted and Non-slotted adapters available	ANSI Z87.1 CSA Z94.3 CE EN 166 AS / NZS 1337.1	12.4
OMNISHield™ IR Face Shields	IR 3 & IR 5 Polycarbonate		Uncoated				

Specifications Chart

Welding Apparel

Part No./ Size	Chest Measurement in (cm)	Sleeve Length in (cm)	Torso Size in (cm)	Coat Length in (cm)
----------------	---------------------------	-----------------------	--------------------	---------------------

Traditional Split Leather-Sleeved Jacket

K3106-M	40-42 (102-107)	31 (79)	30 (76)	
K3106-L	44-46 (112-117)	32 (81)	30 (76)	
K3106-XL	48-50 (122-127)	33 (84)	30 (76)	
K3106-2XL	52-54 (132-137)	34 (86)	30 (76)	
K3106-3XL	56-58 (142-147)	35 (89)	30 (76)	

XVI Series HD FR & Split Leather Welding Jackets

K4933-M	40-42 (102-107)	31 (79)	30 (76)	
K4933-L	44-46 (112-117)	32 (81)	31 (79)	
K4933-XL	48-50 (122-127)	33 (84)	32 (81)	
K4933-2XL	52-54 (132-137)	34 (86)	33 (84)	
K4933-3XL	56-58 (142-147)	35 (89)	34 (86)	
K4933-5XL	60-66 (152-168)	35 (89)	34 (86)	

XVI Series Industrial FR Welding Jackets

K4931-M	40-42 (102-107)	31 (79)	30 (76)	
K4931-L	44-46 (112-117)	32 (81)	31 (79)	
K4931-XL	48-50 (122-127)	33 (84)	32 (81)	
K4931-2XL	52-54 (132-137)	34 (86)	33 (84)	
K4931-3XL	56-58 (142-147)	35 (89)	34 (86)	
K4931-5XL	60-66 (152-168)	35 (89)	34 (86)	

Shadow™ Grain Leather-Sleeved Jacket

K2987-M	40-42 (102-107)	31 (79)	30 (76)	
K2987-L	44-46 (112-117)	32 (81)	31 (79)	
K2987-XL	48-50 (122-127)	33 (84)	32 (81)	
K2987-2XL	52-54 (132-137)	34 (86)	33 (84)	
K2987-3XL	56-58 (142-147)	35 (89)	34 (86)	

Shadow™ Split Leather-Sleeved Jacket

K2986-M	40-42 (102-107)	31 (79)	30 (76)	
K2986-L	44-46 (112-117)	32 (81)	31 (79)	
K2986-XL	48-50 (122-127)	33 (84)	32 (81)	
K2986-2XL	52-54 (132-137)	34 (86)	33 (84)	
K2986-3XL	56-58 (142-147)	35 (89)	34 (86)	
K2986-5XL	60-66 (152-168)	35 (89)	34 (86)	

Heavy Duty Leather Welding Jacket

K2989-M	40-42 (102-107)	31 (79)	30 (76)	
K2989-L	44-46 (112-117)	32 (81)	31 (79)	
K2989-XL	48-50 (122-127)	33 (84)	32 (81)	
K2989-2XL	52-54 (132-137)	34 (86)	33 (84)	
K2989-3XL	56-58 (142-147)	35 (89)	34 (86)	

Part No./ Size	Chest Measurement in (cm)	Sleeve Length in (cm)	Torso Size in (cm)	Coat Length in (cm)
----------------	---------------------------	-----------------------	--------------------	---------------------

Traditional FR Cloth Jacket

Khaki

K3317-M	40-42 (102-107)	31 (79)	30 (76)	
K3317-L	44-46 (112-117)	32 (81)	30 (76)	
K3317-XL	48-50 (122-127)	33 (84)	30 (76)	
K3317-2XL	52-54 (132-137)	34 (86)	30 (76)	
K3317-3XL	56-58 (142-147)	35 (89)	30 (76)	

Black

K2985-M	40-42 (102-107)	31 (79)	30 (76)	
K2985-L	44-46 (112-117)	32 (81)	30 (76)	
K2985-XL	48-50 (122-127)	33 (84)	30 (76)	
K2985-2XL	52-54 (132-137)	34 (86)	30 (76)	
K2985-3XL	56-58 (142-147)	35 (89)	30 (76)	

FR Welding Shirt

Khaki

K3382-M	40-42 (102-107)	32 (81)	32 (81)	
K3382-L	44-46 (112-117)	33 (84)	33 (84)	
K3382-XL	48-50 (122-127)	34 (86)	34 (86)	
K3382-2XL	52-54 (132-137)	35 (89)	35 (89)	

Black

K3113-M	40-42 (102-107)	32 (81)	32 (81)	
K3113-L	44-46 (112-117)	33 (84)	33 (84)	
K3113-XL	48-50 (122-127)	34 (86)	34 (86)	
K3113-2XL	52-54 (132-137)	35 (89)	35 (89)	
K3113-3XL	56-58 (142-147)	36 (91)	36 (91)	

FR Welding Lab Coat

K3112-M	40-42 (102-107)	31 (79)		45 (114)
K3112-L	44-46 (112-117)	32 (81)		45 (114)
K3112-XL	48-50 (122-127)	33 (84)		45 (114)

Split Leather Welding Apron

K3110-ALL	One Size Fits All			
-----------	-------------------	--	--	--

Split Leather FR Welding Sleeves

K3111-ALL		21 (53)		
K4728-ALL		21 (53)		

Part No./ Size	Bust Size in (cm)	Sleeve Length in (cm)	Torso Size in (cm)	Waist Size in (cm)
----------------	-------------------	-----------------------	--------------------	--------------------

Women's Shadow™ Split Leather-Sleeved Jacket

K3114-XS	32-36 (81-91)	28 (71)	27 (68)	28-32 (71-81)
K3114-S	36-39 (91-99)	28 (71)	27 (68)	32-34 (81-86)
K3114-M	39-41 (99-104)	29 (74)	27 (68)	34-36 (86-91)
K3114-L	41-43 (104-109)	30 (76)	27 (68)	36-38 (91-96)
K3114-XL	43-46 (109-117)	31 (79)	27 (68)	38-42 (96-107)

What's Included

Base Model/Unit Includes » Some base models include a set of specific standard accessories

One-Pak® Packages » Assembly required

Ready-Pak® Packages » Fully assembled

Welding Gear Ready-Pak® Packages

Standard Welding Gear Ready-Pak®

- Industrial Duffel Bag
- Industrial Passive Welding Helmet
- Traditional Khaki FR Cloth Jacket
- Traditional MIG/Stick Welding Gloves
- Lincoln Startlite® Clear Safety Glasses
- Welding Doo Rag FR
- Spring Handle Chipping Hammer
- Radius® Welding Pliers
- Radius® 3 x19 Carbon Steel Wire Brush

Introductory Education Welding Gear Ready-Pak®

- VIKING™ 1740 Black Welding Helmet
- Traditional FR Cloth Jacket - Black
- Traditional Stick/MIG Welding Gloves
- Welding FR Beanie
- Traditional Clear Safety Glasses
- Shade 5 IR Safety Glasses
- Chipping Hammer
- Welding Pliers
- 3 x 19 Row Carbon Steel Wire Brush
- Flat Soapstone Holder
- Fillet Gauge
- Welders All-In-One Backpack

Intermediate Education Welding Gear Ready-Pak®

- VIKING™ 1740 Black Welding Helmet
- Traditional Leather Sleeved Welding Jacket - Black
- Traditional Stick/MIG Welding Gloves
- Leather TIG Welding Gloves
- All American Welding Cap
- OMNISHield™ Professional Clear Face Shield
- StarLite Clear Safety Glasses
- Shade 5 IR Safety Glasses
- Chipping Hammer w/Brush Combo
- Welding Pliers
- Flat Soapstone Holder
- Fillet Gauge
- Tip Cleaner
- Flint Striker
- Industrial Tape Measure, 25 ft. (7.6 m)
- Locking Pliers - C-Clamp
- Welders All-In-One Backpack

Women's Welding Gear Ready-Pak®

- Industrial Duffel Bag
- VIKING™ 2450 Black Welding Helmet
- Women's Shadow™ FR Welding Jacket
- Women's MIG/Stick Welding Gloves
- Women's Steelworker® Gloves
- Women's Starlite® Clear Safety Glasses
- Welding Doo Rag FR

Industrial Welding Gear Ready-Pak®

- VIKING™ 1840 Black Welding Helmet
- Traditional Leather Sleeved Welding Jacket - Black
- Heavy Duty Stick/MIG Welding Gloves
- DynaMIG™ Traditional MIG Welding Gloves
- Leather TIG Welding Gloves
- All American Welding Cap
- StarLite Clear Safety Glasses
- Chipping Hammer w/Brush Combo
- Welding Pliers
- Flat Soapstone Holder
- Industrial Duffel Bag

Premium Welding Gear Ready-Pak®

- VIKING™ 3350 Black Welding Helmet
- Shadow® Split Leather Sleeved Welding Jacket
- Heavy Duty Stick/MIG Welding Gloves
- DynaMIG™ HD MIG Welding Gloves
- Premium Leather TIG Welding Gloves
- Welding Doo Rag FR
- OMNISHield™ Professional Clear Face Shield
- Finish Line™ Clear Safety Glasses
- Chipping Hammer
- Welding Pliers
- Flat Soapstone Holder
- 3 x 19 Row Carbon Steel Wire Brush
- Industrial Duffel Bag



Shown:
Standard Welding Gear
Ready-Pak®

Shown:
Intermediate Education
Welding Gear Ready-Pak®

What's Included

Base Model/Unit Includes » Some base models include a set of specific standard accessories

One-Pak® Packages » Assembly required

Ready-Pak® Packages » Fully assembled

VIKING™ 3350 Powered Air Purifying Respirator (PAPR)

Includes

- Blower Unit
- VIKING™ 3350 Black Helmet
- Head Cover
- Hose
- 2 Particulate Filters
- 29-52 in. (736.6-1320.8 mm) Padded Belt
- Shoulder Strap
- 120V Battery Charger
- Duffle Bag
- Rechargeable Battery
- Pre-Filter
- Spark Guard
- Hose Cover
- Extra helmet cover lenses:
 - Inside quantity, 2
 - Outside quantity, 5
- Instruction Manual

VIKING™ 3350 XG Powered Air Purifying Respirator (PAPR)

Includes

- VIKING™ 3350 XG PAPR™ Welding Helmet
- VIKING™ PAPR Blower Unit
- 29-52 in. (736.6-1320.8 mm) Padded Belt
- Hose with FR Cover
- Industrial Duffle Bag
- Pre-Filter
- Spark screen
- Standard Capacity Lithium Ion Battery
- 120V Battery Charger
- Shoulder Straps
- 2 - HEPA Filters
- Extra helmet cover lenses:
 - Inside quantity, 2
 - Outside quantity, 5
- Instruction Manual

VIKING™ 3250D FGS Powered Air Purifying Respirator (PAPR)

Includes

- VIKING™ 3250D FGS PAPR™ Welding Helmet
- VIKING™ PAPR Blower Unit
- 29-52 in. (736.6-1320.8 mm) Padded Belt
- Hose with FR Cover
- Industrial Duffle Bag
- Pre Filter
- Spark screen
- Standard Capacity Lithium Ion Battery
- 120V Battery Charger
- Shoulder Straps
- 2 - HEPA Filters
- Extra helmet cover lenses:
 - Inside quantity, 2
 - Outside quantity, 5
- Instruction Manual



Shown:
VIKING™ 3350 PAPR



Shown:
VIKING™ 3350 XG PAPR



Shown:
VIKING™ 3250D FGS PAPR

Replacement Parts » Welding Helmets

Product Name	Dimensions	Package Quantity	Product Number	VIKING™ Industrial Passive™	VIKING™ 1740 Series	VIKING™ 1840 Series	VIKING™ 2450 Series	VIKING™ 2450D Series	VIKING™ 3350 Series
Shade 11 Filter Plate	4.50 x 5.25 in. (114 x 133 mm)	1	KP4003-1	•					
1740 ADF Cartridge	DIN 110 X 90	1	KP3284-2		•				
1840 ADF Cartridge	DINS 110 X 90	1	KP2853-3			•			
2450 Series ADF Cartridge	STD 4 X 5	1	KP2932-3				•		
2450D Series ADF Cartridge	STD 4 X 5	1	KP3243-3					•	
3350 Series ADF Cartridge	STD 4 X 5	1	KP3045-3						•
1840 Inside Cover Lens	96 x 51.6 x 1.0 mm (3.78 x 2.03 x 0.04 in.)	5	KP2897-1			•			
2450/3350 Outside Clear Cover Lens	114 x 133 x 1.0 mm (4.5 x 5.25 x 0.04 in.)	5	KP2898-1	•			•	•	•
2450/3350 Bulk Outside Cover Lens	114 x 133 x 1.0 mm (4.5 x 5.25 x 0.04 in.)	50	KP4628-1	•			•	•	•
2450 Inside Clear Cover Lens	98.5 x 66.5 x 1.0 mm (3.88 x 2.62 x 0.04 in.)	5	KP2931-1				•	•	
1740/1840 Outside Clear Cover Lens	114 x 100 x 1.5 mm (4.5 x 3.94 x 0.06 in.)	5	KP3043-1		•	•			
1740/1840 Bulk Outside Cover Lens	114 x 100 x 1.5 mm (4.5 x 3.94 x 0.06 in.)	50	KP4627-1		•	•			
3350 Inside Clear Cover Lens	94.7 x 89.7 x 1.0 mm (3.73 x 3.53 x 0.04 in.)	5	KP3044-1						•
1740 Inside Clear Cover Lens Kit	95.9 x 47.2 x 1.00 mm (3.78 x 1.86 x 0.04 in.)	5	KP3283-1		•				
CR2450 Lithium Battery	N/A	1	KP4491-1			•	•	•	•
Retaining Frame	2 x 4.25 Frame, 2.5 Mag	1	KP4004-1	•					
Cheater Lens 1.00 Mag	2 x 4.25 Frame, 1.0 Mag	1	KP3046-100	•	•	•	•	•	•
Cheater Lens 1.25 Mag	2 x 4.25 Frame, 1.25 Mag	1	KP3046-125	•	•	•	•	•	•
Cheater Lens 1.50 Mag	2 x 4.25 Frame, 1.5 Mag	1	KP3046-150	•	•	•	•	•	•
Cheater Lens 1.75 Mag	2 x 4.25 Frame, 1.75 Mag	1	KP3046-175	•	•	•	•	•	•
Cheater Lens 2.00 Mag	2 x 4.25 Frame, 2.0 Mag	1	KP3046-200	•	•	•	•	•	•
Cheater Lens 2.25 Mag	2 x 4.25 Frame, 2.25 Mag	1	KP3046-225	•	•	•	•	•	•
Cheater Lens 2.50 Mag	2 x 4.25 Frame, 2.5 Mag	1	KP3046-250	•	•	•	•	•	•
Sweatband	N/A	2	KP2930-1	•	•	•	•	•	•
VIKING™ X6 Headgear™ Kit	N/A	1	KP4470-1	•	•	•	•	•	•
VIKING™ Ratchet Style Headgear Kit	N/A	1	KP4100-1	•	•	•	•	•	•
VIKING™ Pivot Headgear Kit	N/A	1	KP3908-1	•	•	•	•	•	•
Halo Style Hard Hat Adapter	N/A	1	KP3047-1	•	•	•	•	•	•
VIKING™ Slotted Hard Hat Adapter	NA	1	KP3486-1	•	•	•	•	•	•
Cotton Backpad for VIKING™ X6 Headgear	NA	2	KP4541-1	•	•	•	•	•	•
2450D Black Replacement Shell	N/A	1	S27978-54			•			
2450D Outside Cover Lens Seal	N/A	1	S27978-58		•	•			
2450D ADF Holder	N/A	1	S27978-55		•	•			
2450/3350 Matte Black Replacement Shell	N/A	1	KP4561-1					•	•
2450/3350 Gloss Black Replacement Shell	N/A	1	KP4560-1					•	•
Grind Button Replacement	N/A	1	KP4560-1					•	•
Outside Cover Lens Seal	N/A	1	S27978-32	•			•	•	•
ADF Holder	N/A	1	S27978-33	•			•	•	•
Black Replacement Shell (matte finish)	N/A	1	S27978-95		•				

• Compatible

Replacement Parts » VIKING™ 3250D FGS™ Welding Helmet

Product name	Package Qty.	Product Number
FGS 3250D - Outside Cover Lens	5	KP3700-1
FGS 3250D - Inside Cover Lens	2	KP3701-1
FGS 3250D - Clear Anti-Fog Grind Shield	1	KP3702-1
FGS 3250D Series ADF Cartridge	1	KP3703-3
FGS 3250D - Replacement Shell (with inside windows)	1	KP3704-1
FGS 3250D - Side Window Covers	2	KP3705-1
FGS 3250D - Headgear	1	KP3706-1
FGS 3250D - Slotted Hard Hat Adapter	1	KP3707-1
FGS 3250D - Halo Style Hard Hat Adapter	1	KP3708-1
Sweatband	2	KP2930-1
Cheater Lens 1.00 MAG	1	KP3046-100
Cheater Lens 1.25 MAG	1	KP3046-125
Cheater Lens 1.50 MAG	1	KP3046-150
Cheater Lens 1.75 MAG	1	KP3046-175
Cheater Lens 2.00 MAG	1	KP3046-200
Cheater Lens 2.25 MAG	1	KP3046-225
Cheater Lens 2.50 MAG	1	KP3046-250
Outside Cover Lens Holder	1	S32652-10
Grind Shield Lens Holder	1	S32652-3
FGS 3250D - Side Lens	2	S32652-5

Replacement Parts » OMNISHield™ Face Shields

Product Type	Description	Product Number
OMNISHield™ Replacement Face Shield Lenses	Replacement Clear Lens - Standard	KP3755-1
	Replacement Clear Lens - Anti-Fog	KP3756-1
	Replacement Clear Lens - Anti-Fog / Anti-Scratch	KP3757-1
	Replacement Lens - Shade 3 IR	KP3758-1
	Replacement Lens - Shade 5 IR	KP3759-1
OMNISHield™ Hard Hat Adapters	Slotted Hard Hat Adapter	KP3761-1
	Non-Slotted (Halo) Hard Hat Adapter	KP3762-1
OMNISHield™ Headpiece & Sweatbands	Headpiece (w/Headgear)	KP3760-1
	Sweatband (pack of 2)	KP3764-1
	Backpack Cushion	KP4636-1

Replacement Parts » VIKING™ Powered Air Purifying Respirators (PAPR)

Product Name	Package Qty.	Product Number
VIKING™ 3350 PAPR Helmet Assembly (package includes Headgear and Headcovering)	1	K3930-1
3350 - Outside Cover Lens	5	KP2898-1
3350 Outside Cover Lens Seal	1	S27978-32
3350 Auto-Darkening Lens	1	KP3045-2
3350 - Inside Cover Lens	5	KP3044-1
3350 - Lens Holder	1	S27978-33
3350 PAPR - Headgear(including Plenum and Sweatband)	1	KP3942-1
3350 PAPR - Sweatband	2	KP3943-1
3350 PAPR - Headcovering (w/hook and loop attachment)	1	KP3940-1
Blower Assembly (package includes Filter Cover Assembly)	1	KP3944-1
Battery Pack - Standard	1	KP3937-1
Battery Pack - Extended	1	KP3938-1
HE Filter Assembly	2	KP3934-2
HE Filter Assembly	6	KP3934-6
Pre-filter	6	KP3935-1
Spark Screen	1	KP3936-1
Battery Charger	1	KP3932-1
PAPR Belt Assembly	1	KP5123-1
Shoulder Strap Assembly	1	KP5124-1
Belt Extension - extends belt to 60 in. (1524 mm)	1	KP3939-1
Hose Assembly with Cover	1	KP5122-1
Cheater Lens 1.00 MAG	1	KP3046-100
Cheater Lens 1.25 MAG	1	KP3046-125
Cheater Lens 1.50 MAG	1	KP3046-150
Cheater Lens 1.75 MAG	1	KP3046-175
Cheater Lens 2.00 MAG	1	KP3046-200
Cheater Lens 2.25 MAG	1	KP3046-225
Cheater Lens 2.50 MAG	1	KP3046-250
Duffle Bag	1	K3096-1
3350 XG PAPR Welding Helmet (inc. Headgear and Headcovering)	1	KP4638-1
3350 XG PAPR Front Sweatband	1	KP4639-1
3350 XG PAPR Backpad	1	KP4640-1
3350 XG PAPR Helmet Shell	1	KP4704-1
FGS 3250D - Outside Cover Lens	5	KP3700-1
FGS 3250D - Inside Cover Lens	2	KP3701-1
FGS 3250D - Clear Grind Shield	1	KP3702-1
FGS 3250D - Auto-Darkening Lens	1	KP3703-3
FGS 3250D - Side Window Covers	2	KP3705-1
FGS PAPR - Headcovering (w/hook and loop attachment)	1	KP4472-1
FGS PAPR - Replacement Helmet Shell (No ADF / Headgear)	1	KP4473-1
FGS PAPR - Pivot Headgear	1	KP4471-1
FGS PAPR - Welding Helmet Assembly (includes Headgear and Headcovering)	1	KP4474-1



GUNS AND TORCHES

MAGNUM® PRO GUNS » L-Series · Curve™ HDE™ Series · Curve™ Series · Barrel Series · Barrel HDE™ Series · Water-Cooled Guns · Fume Extraction · Innershield® · Robotic · Spool Guns · Push-Pull

MAGNUM® GUNS » 100 Series · 200 Series · 300 Series · 400 Series · 500 Series

SPECIALIZED GUNS » Submerged Arc · Innershield®

TIG TORCHES » PRO-TORCH™ · CALIBER™ · Air-Cooled · Water-Cooled

Magnum® PRO 100L Gun and Cable Assembly

Light and Compact

- The large mass of the Magnum® PRO Copper Plus® contact tips help disperse heat, keeping tips cooler and expanding their life.
- The Anti-Seize™ threads prevent tips from seizing in the diffuser.
- The lightweight curved handle with soft rubber over molding enhances comfort and allows for an easier grip of the gun.
- The 100L runs at 100% duty cycle using mixed gas, helping it withstand tough jobs.



Processes

- MIG
- Pulsed MIG
- Flux-Cored

Standard On:

- Power MIG® 140C
- Power MIG® 180C
- Power MIG® 180 Dual
- Power MIG® 140 MP

Literature

E12.31

Product Name	Product Number	Cable Length ft (m)	Rated Current (Amps)	Duty Cycle (%) Mixed Gas	Wire Diameter Range in (mm)
Magnum® PRO 100L 4-Pin	K4528-1	10 (3.0)	100	100	0.025-0.045 (0.6-1.2)
8-Pin	K4528-1-8P				
Magnum® PRO 100L w/ Miller® Backend	K4871-1				

Magnum® PRO 175L Gun and Cable Assembly

Compact and Powerful

- The large mass of the Magnum® PRO Copper Plus® contact tips help disperse heat, keeping tips cooler and expanding their life.
- The Anti-Seize™ threads prevent tips from seizing in the diffuser.
- The lightweight curved handle with soft rubber over molding enhances comfort and allows for an easier grip of the gun.
- The 175L runs at 100% duty cycle using mixed gas, helping it withstand tough jobs.



Processes

- MIG
- Pulsed MIG
- Flux-Cored

Standard On:

- POWER MIG® 210 MP

Literature

E12.33

Product Name	Product Number	Cable Length ft (m)	Rated Current (Amps)	Duty Cycle (%) Mixed Gas	Wire Diameter Range in (mm)
Magnum® PRO 175L	K4529-1	10 (3.0)	175	100	0.025-0.045 (0.6-1.2)
Magnum® PRO 175L w/ Miller® Backend	K4872-1				

All trademarks and registered trademarks are the property of their respective owners.

Magnum® PRO 250L Gun and Cable Assembly

Medium Duty MIG Welding Gun

- The large mass of the Magnum® PRO Copper Plus® contact tips help disperse heat, keeping tips cooler and expanding their life.
- The Anti-Seize™ threads prevent tips from seizing in the diffuser.
- The lightweight curved handle with soft rubber over molding enhances comfort and allows for an easier grip of the gun.
- The 250L runs at 100% duty cycle using mixed gas, helping it withstand tough jobs.
- The chrome plated gun tube prevents spatter from adhering to the gun tube, making it last longer.



Processes

- MIG
- Pulsed MIG
- Flux-Cored

Standard On:

- POWER MIG® 256
- POWER MIG® 260

Literature

E12.32

Product Name	Product Number	Cable Length ft (m)	Rated Current (Amps)	Duty Cycle (%) Mixed Gas	Wire Diameter Range in (mm)
Magnum® PRO 250L	K4530-2	15 [4.5]	250	100	0.025-0.045 [0.6-1.2]
Magnum® PRO 250L w/ Miller® Backend	K4873-2				
Magnum® PRO 250L w/ K466-10	K4874-2				

Magnum® PRO Curve™ HDE™ Series

Heavy Duty. Ergonomic.

- The Magnum® PRO Curve™ HDE™ guns have the highest duty cycle rating in their class, making them ideal for rugged environments and high heat applications.
- Lincoln Electric's long-lasting Magnum® PRO expendables have extended service life, reducing downtime and total costs.
- The bolt of the gun tube can be loosened without the need for tools and rotated 360°, so it is easy to position into a comfortable spot for welding.
- The soft rubber over molding enhances comfort and allows for an easier grip of the gun.



Shown: Magnum® PRO Curve™ HDE™ 450

Processes

- MIG
- Pulsed MIG
- Flux-Cored

Literature

- E12.08
- E12.08.1

Product Name	Product Number	Cable Length ft (m)	Rated Current (Amps) Mixed Gas	Duty Cycle (%) Mixed Gas	Wire Diameter Range in (mm)	
Magnum® PRO Curve™ HDE™ 250	K4531-1	10 (3.0)	250	100	0.035-5/64 (0.9-2.0)	
	K4531-2	15 (4.5)				
	K4531-3	20 (6.1)				
	K4531-4	25 (7.6)				
	Ready-Pak® Package	K4531-2-10-45				15 (4.5)
	K4531-2-6-45					
	K4531-2-3-45					
Magnum® PRO Curve™ HDE™ 350	K4532-1	10 (3.0)	350	100	0.035-5/64 (0.9-2.0)	
	K4532-2	15 (4.5)				
	K4532-3	20 (6.1)				
	K4532-4	25 (7.6)				
	Ready-Pak® Package	K4532-2-10-45				15 (4.5)
		K4532-2-6-45				
		K4532-2-3-45				
		K4532-2-1-45				
		K4532-2-10-116				
		K4532-2-6-116				
		K4532-2-3-116				
		K4532-2-1-116				
		K4532-4-10-116				25 (7.6)
	K4532-4-6-116					
	K4532-4-3-116					
	K4532-4-1-116					
Magnum® PRO Curve™ HDE™ 450	K4533-1	10 (3.0)	450	100	0.035-5/64 (0.9-2.0)	
	K4533-2	15 (4.5)				
	K4533-3	20 (6.1)				
	K4533-4	25 (7.6)				
	Ready-Pak® Package	K4533-2-10-564				15 (4.5)
		K4533-2-3-564				
		K4533-2-7-332				
		K4533-2-3-332				
Magnum® PRO Curve™ HDE™ 550	K4534-1	10 (3.0)	500	100	0.035-1/8 (0.9-3.2)	
	K4534-2	15 (4.5)				
	K4534-3	20 (6.1)				
	K4534-4	25 (7.6)				
	Ready-Pak® Package	K4534-2-7-332				15 (4.5)
		K4534-2-3-332				

Magnum® PRO Barrel HDE™ Series

Heavy Duty. Ergonomic.

- 100% Duty Cycle with Mixed Gas – The Magnum® PRO Barrel HDE™ guns have the highest duty cycle rating in their class, making them ideal for rugged environments and high heat applications
- Premium Expendable Performance – Lincoln Electric's patented Magnum® PRO expendables are designed with both performance and productivity in mind. The premium performance helps extend the service life of the expendables, reducing downtime and total costs
- Tool-less Rotatable Gun Tube – The bolt of the gun tube can be loosened without the need for tools and rotated 360°, so it is easy to position into a comfortable spot for welding



Shown: Magnum® PRO Barrel HDE™ 450 Gun

Processes

- MIG
- Pulsed MIG
- Flux-Cored

Literature

E12.390

Product Name	Product Number	Amperage Rating 100% Duty Cycle CO ₂	Amperage Rating 100% Duty Cycle Mixed Gas	Wire Diameter Range in (mm)	Cable Length ft (m)
Magnum® PRO Barrel HDE™ 250 Guns	K4856-1	250	250	0.025 - 0.045 [0.6-1.2] ^[2]	10 (3.0)
	K4856-2				15 (4.5)
	K4856-3				20 (6.1)
	K4856-4				25 (7.6)
Ready-Pak® Package	K4856-2-1-45	250	250	0.025 - 0.045 [0.6-1.2] ^[2]	15 (4.5)
	K4856-2-10-45				15 (4.5)
	K4856-2-3-45				15 (4.5)
Magnum® PRO Barrel HDE™ 350 Guns	K4857-1	350	350	0.035 - 5/64 [0.9-2.0] ^[3]	10 (3.0)
	K4857-2				15 (4.5)
	K4857-3				20 (6.1)
	K4857-4				25 (7.6)
Ready-Pak® Package	K4857-2-1-116	350	350	0.035 - 5/64 [0.9-2.0] ^[3]	15 (4.5)
	K4857-2-10-116				15 (4.5)
	K4857-2-3-116				15 (4.5)
	K4857-4-1-116				15 (4.5)
	K4857-4-10-116				25 (7.6)
Magnum® PRO Barrel HDE™ 450 Guns	K4858-1	450	450	0.035 - 5/64 [0.9-2.0] ^[4]	10 (3.0)
	K4858-2				15 (4.5)
	K4858-3				20 (6.1)
	K4858-4				25 (7.6)
Ready-Pak® Package	K4858-2-1-564	450	450	0.035 - 5/64 [0.9-2.0] ^[4]	15 (4.5)
	K4858-2-10-564				15 (4.5)
	K4858-2-3-564				15 (4.5)

[1] The 450A gun can be adapted to run up to 1/8 in. wire by using a KP45 series liner, a K613 series backend, and a 550A or 550A short gooseneck. The original 450A gooseneck cannot be used on wire larger than 5/64 in. (2.0 mm)

[2] 0.035-0.045 in. (0.9-1.2 mm) liner included in Ready-Pak®

[3] 0.052-1/16 in. (1.3-1.6 mm) liner included in Ready-Pak®

[4] 1/16-5/64 in. (1.6-2.0 mm) liner included in Ready-Pak®

Magnum® PRO Curve™ Series

Get in Front of the Curve

- Lightweight curved handle provides comfortable grip
- Utilizes Magnum® PRO expendables that increase the amount of arc-on time
- Copper Plus® contact tips feature a larger tip diameter that expands life and decreases tip changes
- Rotating gun tube reduces fatigue and allows the gun to fit into tight spaces
- Internal bolted connections and dual trigger leads for faster repairs and less downtime



Shown: Magnum® PRO Curve 300 Series.

Processes

- MIG
- Pulsed MIG
- Flux-Cored

Literature

E12.05

Product Name	Product Number	Cable Length ft (m)	Rated Current (Amps) CO ₂ /Mixed	Duty Cycle (%) CO ₂ /Mixed	Wire Diameter Range in (mm)
Magnum® PRO Curve™ 200 Series	K2950-1	10 [3.0]	200/150	60/60	0.025-3/64 [0.6-1.2]
	K2950-2	15 [4.5]			
	Ready-Pak® Package	K2950-2-10-45 ⁽¹⁾ K2950-2-FM-45			
Magnum® PRO Curve™ 300 Series	K2951-1	10 [3.0]	300/200	60/60	0.025-5/64 [0.6-2.0]
	K2951-2	15 [4.5]			
	K2951-3	20 [6.1]			
	K2951-4	25 [7.6]			
Dual Procedure (Switch Control)	K3130-1	10 [3.0]			
	K3130-2	15 [4.5]			
	K3130-3	20 [6.1]			
	K3130-4	25 [7.6]			
Dual Schedule (Trigger Control)	K3092-1	10 [3.0]			
	K3092-2	15 [4.5]			
	K3092-3	20 [6.1]			
	K3092-4	25 [7.6]			
Ready-Pak® Package	K2951-2-3-45	15 [4.5]			
	K2951-2-FM-45				
	K2951-2-6-45 ⁽¹⁾				
	K2951-2-10-45 ⁽¹⁾				
	K2951-2-10-116 ⁽²⁾				
Magnum® PRO Curve™ 400 Series	K2952-1	10 [3.0]	400/400	60/50	0.025-5/64 [0.6-2.0]
	K2952-2	15 [4.5]			
	K2952-3	20 [6.1]			
	K2952-4	25 [7.6]			
Dual Procedure (Switch Control)	K3098-1	10 [3.0]			
	K3098-2	15 [4.5]			
	K3098-3	20 [6.1]			
	K3098-4	25 [7.6]			
Dual Schedule (Trigger Control)	K3093-1	10 [3.0]			
	K3093-2	15 [4.5]			
	K3093-3	20 [6.1]			
	K3093-4	25 [7.6]			
Short Neck	K3055-1	10 [3.0]			
	K3055-2	15 [4.5]			
	K3055-3	20 [6.1]			
	K3055-4	25 [7.6]			
	K3055-2-10-45	15 [4.5]			
	K3055-2-6-45				
Ready-Pak® Package	K3055-3-6-45	20 [6.1]			
	K2952-2-1-116-550	15 [4.5]			
	K2952-2-1-564-550				
	K2952-2-10-45 ⁽¹⁾				
	K2952-2-10-45-550				
	K2952-2-3-45				
	K2952-2-3-45-550				
	K2952-2-6-45				
	K2952-2-FM-45				
	K2952-3-10-45-550	20 [6.1]			
	K2952-3-3-45				
	K2952-3-3-45-550				
	K2952-3-6-45				

Magnum® PRO Barrel Series

Robust Guns Configured for Any Application

- Built for extreme environment welding where heat-resistance and fast serviceability are key
- Rated at 100% duty cycle
- Utilizes Magnum® PRO expendables that increase the amount of arc-on time
- Copper Plus® contact tips feature a larger tip diameter that expands life and decreases tip changes
- Internal bolted connections and dual trigger leads for faster repairs and less downtime



Shown: Magnum® PRO Barrel 550 Gun

Processes

- MIG
- Pulsed MIG
- Flux-Cored

Literature

E12.01

Product Name	Product Number	Cable Length ft (m)	Rated Current (Amps) CO ₂ /Mixed	Duty Cycle (%) CO ₂ /Mixed	Wire Diameter Range in (mm)
Magnum® PRO Barrel 250 Gun	K2651-1	10 (3.0)	250/250	100/100	0.035-5/64 (0.9-2.0)
	K2651-2	15 (4.5)			
	K2651-3	20 (6.1)			
	K2651-4	25 (7.6)			
Ready-Pak® Package	K2651-2-6-45 ^{III}	15 (4.5)			0.035-0.045 (0.9-1.2)
Magnum® PRO Barrel 350 Gun	K2652-1	10 (3.0)	350/285	100/100	0.035-5/64 (0.9-2.0)
	K2652-2	15 (4.5)			
	K2652-3	20 (6.1)			
	K2652-4	25 (7.6)			
Dual Procedure (Switch Control)	K3131-1	10 (3.0)			
	K3131-2	15 (4.5)			
	K3131-3	20 (6.1)			
	K3131-4	25 (7.6)			
Dual Schedule (Trigger Control)	K3132-1	10 (3.0)			
	K3132-2	15 (4.5)			
	K3132-3	20 (6.1)			
	K3132-4	25 (7.6)			
Ready-Pak® Package	K2652-2-10-45 ^{III}	15 (4.5)			0.035-0.045 (0.9-1.2)
Magnum® PRO Barrel 450 Gun	K2653-1	10 (3.0)	450/325	100/100	0.035-5/64 (0.9-2.0)
	K2653-2	15 (4.5)			
	K2653-3	20 (6.1)			
	K2653-4	25 (7.6)			
Dual Procedure (Switch Control)	K3133-1	10 (3.0)			
	K3133-2	15 (4.5)			
	K3133-3	20 (6.1)			
	K3133-4	25 (7.6)			
Dual Schedule (Trigger Control)	K3134-1	10 (3.0)			
	K3134-2	15 (4.5)			
	K3134-3	20 (6.1)			
	K3134-4	25 (7.6)			
Ready-Pak® Package	K2653-2-10-45 ^{III}	15 (4.5)			0.035-0.045 (0.9-1.2)

^{III}Includes 0.035-0.045 in. (0.9-1.2 mm) liner and K466-6 connector kit

Magnum® PRO Barrel Series, con't.

Product Name	Product Number	Cable Length ft (m)	Rated Current (Amps) CO ₂ / Mixed	Duty Cycle (%) CO ₂ / Mixed	Wire Diameter Range in (mm)
Magnum® PRO Barrel 550 Gun	K2655-1	10 (3.0)	550/375	100/100	0.035-1/8 (0.9-3.2)
	K2655-2	15 (4.5)			
	K2655-3	20 (6.1)			
	K2655-4	25 (7.6)			
Dual Procedure (Switch Control)	K3135-1	10 (3.0)	550/375	100/100	0.035-1/8 (0.9-3.2)
	K3135-2	15 (4.5)			
	K3135-3	20 (6.1)			
	K3135-4	25 (7.6)			
Dual Schedule (Trigger Control)	K3136-1	10 (3.0)	550/375	100/100	0.035-1/8 (0.9-3.2)
	K3136-2	15 (4.5)			
	K3136-3	20 (6.1)			
	K3136-4	25 (7.6)			

Magnum® Welding Guns

Classic Gas-Shielded Guns

- Comfortable curved handle design
- Available in a number of amperage ranges and gun cable lengths
- Rotating gun tube and gun hanger clip
- Rated at 60% duty cycle



Processes

- MIG
- Pulsed MIG
- Flux-Cored

Literature

E12.10

Product Name	Cut Length ft (m)	Wire Diameter, in (mm)											
		0.025-0.035 (0.6-0.9)			0.035-0.045 (0.9-1.2)			0.052-1/16 (1.3-1.6)			1/16-5/64 (1.6-2.0)		
		Open-End	Fast-Mate™	Package	Open-End	Fast-Mate™	Package	Open-End	Fast-Mate™	Package	Open-End	Fast-Mate™	Package
Magnum® Guns Series													
100L	10 (3.0)			K530-5			K530-3 (FCAW-SS only)						
				K530-6 ⁽¹⁾									
200	10 (3.0)				K497-2								
	15 (4.5)				K497-1	K498-1	K497-2 ⁽¹⁾						
300	10 (3.0)				K470-1								
	15 (4.5)				K470-2		K1802-1 ⁽¹⁾	K470-4				K470-6	
400 Standard	10 (3.0)				K471-1								
	15 (4.5)				K471-2	K479-2	K2286-1 ⁽¹⁾ K471-21 ⁽¹⁾	K471-4	K479-4	K471-22 ⁽¹⁾	K471-6	K479-6	
	20 (6.1)				K471-10			K471-11					
	25 (7.6)				K471-13			K471-14				471-15	
400 Dual Schedule	15 (4.5)								K575-2				
400 Dual Procedure	15 (4.5)				K1722-2								
400 Short Neck	15 (4.5)				K541-3								
450WC	15 (4.5)						K684-12 ⁽⁴⁾			K684-12 ⁽⁴⁾		K684-12 ⁽⁴⁾	
550	15 (4.5)							K598-7				K598-11 ⁽³⁾	

Magnum® 100L » ⁽¹⁾Includes 4-pin MS-Type connection for trigger control

Magnum® 200 » ⁽²⁾Includes K466-1 Connector Kit

Magnum® 300 » ⁽⁴⁾Includes K466-10 Connector Kit

Magnum® 400 Standard » ⁽²⁾Includes K466-1 Connector Kit ⁽³⁾Includes K466-10 Connector Kit

Magnum® 450WC » ⁽⁴⁾0.035-1/16 in. (0.9-1.6 mm) Solid Wire, 0.045-5/64 in. (1.2-2.0 mm) Flux-Cored Wire

Magnum® 550 » ⁽⁴⁾600A Open End 5/64-3/32 in. (2.0-2.4 mm) Solid Wire

Magnum® PRO Water-Cooled Guns

Improving Comfort and Performance

- The 400A and 500A guns run at 100% duty cycle using 90/10 mixed gas, making them ideal for high heat applications.
- The large diameter and mass of the Magnum® PRO Copper Plus™ contact tips help disperse heat and keep the tips cooler, expanding their life.
- The 500A water-cooled gooseneck design keeps the nozzle cool in high-heat applications.
- The soft rubber over molding enhances comfort and allows for an easier grip of the gun.



Shown: Magnum® PRO 500A Water-Cooled Gun

Processes

- MIG
- Pulsed MIG
- Flux-Cored
- Hyperfill

Literature

E12.06

Product Name	Product Number	Cable Length ft (m)	Rated Current (Amps) Mixed Gas	Duty Cycle (%) Mixed Gas	Wire Diameter Range in (mm)
Magnum® PRO 400A Water-Cooled Gun					
Tweco® Backend	K4521-2-10-45	15 (4.5)	400	100	0.035-5/64 (0.9-2.0)
Fast-Mate™ Backend	K4521-2-FM-45				
Magnum® PRO 500A Water-Cooled Gun					
Tweco® Backend	K4522-2-10-45	15 (4.5)	500	100	0.035-5/64 (0.9-2.0)
	K4522-1-10-45	10 (3.0)			
	K4522-2-10-564	15 (4.5)			
	K4522-3-10-45	20 (6.1)			
	K4522-4-10-45	25 (7.6)			
	K4885-2-10-332	15 (4.5)			
Fast-Mate™ Backend	K4522-2-FM-45	15 (4.5)			
	K4522-1-FM-45	10 (3.0)			
	K4522-3-FM-45	20 (6.1)			
	K4522-4-FM-45	25 (7.6)			
	K4885-2-FM-332	15 (4.5)			

*Note that K4885-2-XX-332 guns come with an extended length gun tube

Magnum® PRO 500 Barrel Water-Cooled Guns

Designed to Tackle High Heat Applications

- The 500A guns run at 100% duty cycle using 90/10 mixed gas, making them ideal for heavy duty applications.
- The large diameter and mass of the Magnum® PRO Copper Plus™ contact tips help disperse heat and keep the tips cooler longer.
- The straight, barrel style handle was design to be used as a trigger on top welding gun.
- Dual Procedure option available for changing between weld procedures on the fly.



Processes

- MIG
- Pulsed MIG
- Flux-Cored
- HyperFill

Literature

E12.380

Product Name	Product Number	Cable Length ft (m)	Rated Current (Amps) Mixed Gas	Duty Cycle (%) Mixed Gas	Wire Diameter Range in (mm)
Magnum® PRO Barrel 500 Water-Cooled Gun					
	K4879-2-10-564	15 (4.5)	500	100	.035-3/32 (0.9-2.4)
	K4879-3-10-564	20 (6.1)			
	K4879-4-10-564	25 (7.6)			
Magnum® PRO Barrel 500 Water-Cooled Gun - with Dual Procedure Switch					
	K4880-2-10-564	15 (4.5)	500	100	.035-3/32 (0.9-2.4)
	K4880-3-10-564	20 (6.1)			
	K4880-4-10-564	25 (7.6)			

Magnum® PRO Fume Guns

Production-Ready Source Fume Extraction

- Rated at 100% duty cycle
- Innovative strain relief swivels to take pressure off the operator's wrist
- Utilizes Magnum® PRO expendables that increase the amount of arc-on time
- Copper Plus® contact tips feature a larger tip diameter that expands life and decreases tip changes
- Dual trigger leads for faster repairs and less downtime
- Anti-Seize™ tip and diffuser and Copper Plus® contact tips improve heat dissipation and increase part service life



Processes

- MIG
- Pulsed MIG
- Flux-Cored

Literature

E12.02

Product Name	Product Number	Cable Length ft (m)	Rated Current (Amps) CO ₂ /Mixed	Duty Cycle (%) CO ₂ /Mixed	Wire Diameter Range in (mm)
Magnum® PRO Fume Gun 350 ⁽¹⁾	K2649-1	15 (4.5)	350/285	100/100	0.035-5/64 (0.9-2.0)
Magnum® PRO Fume Gun 550 ⁽¹⁾	K2650-1	15 (4.5)	550/375	100/100	0.035-1/8 (0.9-3.2)

K126™ PRO

The Leader in Construction Welding Guns

- Replaceable liner
- Interchangeable gun connectors expand compatibility with a wide range of feeders
- Integrated trigger leads in coaxial cable resists job site abrasion
- Stainless steel gun tube jacket and plated steel strain relief resist spatter and extend life
- Available with a variety of reverse and non-reverse gun tube jackets



Processes

- Flux-Cored Self-Shielded

Literature

E12.111

Product Name	Product Number	Gooseneck Angle	Gun Connector Power Pin	Amperage Rating 60% Duty Cycle	Wire Diameter Range in (mm)	Cable Length ft (m)
K126™ PRO	K126-10	62°	Lincoln Electric K613-6	350	0.035-0.120 (0.9-3.0)	10 (3.0)
	K126-11					15 (4.5)
	K126-12		Tweco #4 K466-10			
	K126-13	30°	Lincoln Electric K613-6			

Innershield® Guns

Classic Flux-Cored Self-Shielded Guns

- A number of models are offered for amperage ratings from 350 to 600 amps
- Rated at 60% duty cycle



Processes

- Flux-Cored Self-Shielded

Literature
E12.110

Product Name	Rated Current @ 60% Duty Cycle	Length ft (m)	Feeding Capability – Wire Diameter, in (mm)							Tube Angle	
			0.062 (1.6)	1/16 (1.6)	0.068 (1.7)	0.072 (1.8)	5/64 (2.0)	3/32 (2.4)	7/64 (2.8)		0.120 (3.0)
K126-1 Classic	350A	10 (3.0)	•	•	•	•	•	•			62°
K126-2 Classic		15 (4.5)	•	•	•	•	•	•			
K345-10		10 (3.0)			•	•	•				90°
K115-1	450A	10 (3.0)							•	•	82°
K115-2		15 (4.5)							•	•	
K115-3		10 (3.0)						•			
K115-4		15 (4.5)						•			
K115-8		15 (4.5)							•	•	45°
K115-10		15 (4.5)						•			
K116-2	600A	15 (4.5)							•	•	Straight

Submerged Arc Guns

For Hand-Held Submerged Arc Applications

- Suitable for 5/64 and 3/32 in. (2.0 and 2.4 mm) wire diameters
- Ideal for submerged arc short welds or seams with poor fit up best address by an operator
- Rated 600 amps



Processes

- Submerged Arc

Literature
lincolnelectric.com

Product Name	Product Number	Rated Current (Amps)	Wire Diameter Range in (mm)	Cable Length ft (m)
Submerged Arc Gun	K113-1	600	5/64 (2.0)	15 (4.5)
	K113-2	600	3/32 (2.4)	15 (4.5)
Mechanized Submerged Arc Gun	K114	600	5/64-3/32 (2.0-2.4)	15 (4.5)

Magnum® PRO Robotic Guns

Designed For Long Life.

Hexagon-Shaped Connector Design Ensures Better Electrical Conductivity and Prevents Micro-Arcing:


- Cables exceed industry standards by a factor of two in durability
- Utilizes Magnum® PRO expendables that increase the amount of arc-on time
- Extended Life™ contact tips are designed with a chrome zirconium alloy to prevent annealing and wear
- Gun tube to diffuser interface design helps withstand more accidental crashes than traditional gun tubes
- Changing between 350A and 550A expendables does not alter the robot TCP, and parts are interchangeable between all gun models

Processes

- MIG
- Pulsed MIG
- Flux-Cored

Literature

E12.03



Shown:
K2647-4
(External Dress)

Shown:
K2917-100iC
(Thru-Arm)

Specifications

Product Name	Product Number	Wire Diameter Range : in (mm)	Rated Current (Amps) @ Duty Cycle (C ₀₂)	Cable Length ft. (m)
External Dress Air Cooled				
Magnum® PRO Robotic 550	K2647-4	0.035-5/64 (0.9-2.0)	550 @ 100%	4 (1.2)
Magnum® PRO Robotic 550	K2647-4L			4 (1.2)
Magnum® PRO Robotic 550	K2647-5L			5.5 (1.7)
Magnum® PRO Robotic 550	K2647-8			8 (2.4)
Magnum® PRO Robotic 550	K2647-11			11 (3.3)
Thru-Arm Air Cooled (Includes Nose Cone, Housing, and Cable Assembly)				
Magnum® PRO Thru-Arm Robotic 550 (100iC)	K3353-100iC	0.035-5/64 (0.9-2.0)	550 @ 100%	Predetermined length per robotic arm selection
Magnum® PRO Thru-Arm Robotic 550 (100iC) w/wire brake	K3353-100iCW			
Magnum® PRO Thru-Arm Robotic 550 (120iC)	K3353-120iC			
Magnum® PRO Thru-Arm Robotic 550 (120iC) w/wire brake	K3353-120iCW			
Magnum® PRO Thru-Arm Robotic 550 (100iC/6L)	K3353-100iC/6L			
Magnum® PRO Thru-Arm Robotic 550 (100iC/6L) w/wire brake	K3353-100iC/6LW			
Magnum® PRO Thru-Arm Robotic 550 (120iC/10L)	K3353-120iC/10L			
Magnum® PRO Thru-Arm Robotic 550 (120iC/10L) w/wire brake	K3353-120iC/10LW			

Magnum® PRO Robotic Guns

Specifications

Product Name	Product Number	Wire Diameter Range : in (mm)	Rated Current (Amps) @ Duty Cycle (CO ₂)	Cable Length ft. (m)
Thru-Arm Air-Cooled Ready-Pak®				
FANUC® 100iC Ready-Pak®	K3359-100iC	0.035-5/64 [0.9-2.0]	550 @ 100%	Predetermined length per robotic arm selection
w/Air Blast	K3359-100iCA			
w/Wire Brake	K3359-100iCW			
FANUC® 100iC/6L Ready-Pak®	K3359-100iC/6L			
w/Air Blast	K3359-100iC/6LA			
w/Wire Brake	K3359-100iC/6LW			
FANUC® 100iC/8L Ready-Pak®	K3359-100iC/8L			
w/Air Blast	K3359-100iC/8LA			
w/Wire Brake	K3359-100iC/8LW			
FANUC® 100iD	K3359-100iD			
w/Air Blast	K3359-100iDA			
w/Wire Brake	K3359-100iDW			
FANUC® 100iD/8L	K3359-100iD/8L			
w/Air Blast	K3359-100iD/8LA			
w/Wire Brake	K3359-100iD/8LW			
FANUC® 100iD/10L & 120iD	K3359-100iD/10L			
w/Air Blast	K3359-100iD/10LA			
w/Wire Brake	K3359-100iD/10LW			
MOTOMAN® MH24	K3359-MH24			
w/Air Blast	K3359-MH24A			
w/Wire Brake	K3359-MH24W			
KUKA® KR16L8HW	K3359-KR16L8HW			
w/Air Blast	K3359-KR16L8HWA			
w/Wire Brake	K3359-KR16L8HWW			
KUKA® KR8R2100HW	K3359-KR8R2100HW			
w/Air Blast	K3359-KR8R2100HWA			
w/Wire Brake	K3359-KR8R2100HWW			
KAWASAKI® BA006L	K3359-BA006L			
w/Air Blast	K3359-BA006LA			
w/Wire Brake	K3359-BA006LW			
KAWASAKI® BA006N	K3359-BA006N			
w/Air Blast	K3359-BA006NA			
w/Wire Brake	K3359-BA006NW			
FANUC® 120iC Ready-Pak®	K3359-120iC			
w/Air Blast	K3359-120iCA			
w/Wire Brake	K3359-120iCW			
FANUC® 120iC/10L Ready-Pak®	K3359-120iC/10L			
w/Air Blast	K3359-120iC/10LA			
w/Wire Brake	K3359-120iC/10LW			
FANUC® M710iC/12L Ready-Pak®	K3359-M710iC/12L			
w/Air Blast	K3359-M710iC/12LA			
w/Wire Brake	K3359-M710iC/12LW			
Motoman® MA1440 Ready-Pak®	K3359-MA1440			
w/Air Blast	K3359-MA1440A			
w/Wire Brake	K3359-MA1440W			
Motoman® MA2010 Ready-Pak®	K3359-MA2010			
w/Air Blast	K3359-MA2010A			
w/Wire Brake	K3359-MA2010W			
ABB® IRB1520iD Ready-Pak®	K3359-1520iD			
w/Air Blast	K3359-1520iDA			
w/Wire Brake	K3359-1520iDW			
ABB® IRB1600iD Ready-Pak®	K3359-1600iD			
w/Air Blast	K3359-1600iDA			
w/Wire Brake	K3359-1600iDW			
ABB® IRB1660iD Ready-Pak®	K3359-1660iD			
w/Air Blast	K3359-1660iDA			
w/Wire Brake	K3359-1660iDW			
ABB® IRB2600iD-8/2.0 Ready-Pak®	K3359-2600iD-20			
w/Air Blast	K3359-2600iD-20A			
w/Wire Brake	K3359-2600iD-20W			
ABB® IRB2600iD-15/1.85 Ready-Pak®	K3359-2600iD-185			
w/Air Blast	K3359-2600iD-185A			
w/Wire Brake	K3359-2600iD-185W			
KUKA® KR6-R1820-HW Ready-Pak®	K3359-KR6R1820HW			
w/Air Blast	K3359-KR6R1820HWA			
w/Wire Brake	K3359-KR6R1820HWW			
KUKA® KR8-R1420-HW Ready-Pak®	K3359-KR8R1420HW			
w/Air Blast	K3359-KR8R1420HWA			
w/Wire Brake	K3359-KR8R1420HWW			

Magnum® PRO Water-Cooled Robotic Torches

Runs Cooler, Lasts Longer.

- Compared to traditional air-cooled torches, the Magnum® PRO Water-Cooled Robotic Torch can run at 100% duty cycle at 525A with 90/10 mixed gas.
- Conduction and convection cooling near the end of the torch keeps expendables cool. This expands the life of the expendables, increases the amount of arc-on time, and lowers replacement parts costs.
- The gun tubes are designed with a robust inner and outer sheath that minimize damage upon crashing and improve TCP repeatability.
- The unique design of the gun tubes cools both the inner and outer sheath of material. This allows the outside of the gun tubes to remain cool, which minimizes the amount of spatter that adheres to the gun tubes.



Shown: Magnum® PRO Water-Cooled Robotic Torch

Processes

- MIG
- Pulsed MIG
- Flux-Cored
- Hyperfill

Literature

E12.07

Product Name	Product Number	Wire Diameter Range : in (mm)	Rated Current (Amps) @ Duty Cycle (Mixed Gas)		
Magnum® PRO Water-Cooled FANUC® Robotic Torches					
FANUC® 100iC/6L Robotic Torch One-Pak®	K3593-1	0.035-5/64 (0.9-2.0)	525 @ 100%		
FANUC® 100iC/6L Robotic Torch One-Pak® w/Air Blast	K3593-1A				
FANUC® 120iC/10L Robotic Torch One-Pak®	K3593-2				
FANUC® 120iC/10L Robotic Torch One-Pak® w/Air Blast	K3593-2A				
FANUC® 100iC Robotic Torch One-Pak®	K3593-3				
FANUC® 100iC Robotic Torch One-Pak® w/Air Blast	K3593-3A				
FANUC® 100iC/8L Robotic Torch One-Pak®	K3593-4				
FANUC® 100iC/8L Robotic Torch One-Pak®	K3593-4A				
FANUC® 120iC Robotic Torch One-Pak®	K3593-5				
FANUC® 120iC Robotic Torch One-Pak® w/Air Blast	K3593-5A				
FANUC® M710iC/12L Robotic Torch One-Pak®	K3593-6				
FANUC® M710iC/12L Robotic Torch One-Pak® w/Air Blast	K3593-6A				
FANUC® 100iD Robotic Torch One-Pak®	K3593-7				
FANUC® c 100iD Robotic Torch One-Pak® w/Air Blast	K3593-7A				
FANUC® 100iD/8L Torch One-Pak®	K3593-9				
FANUC® 100iD/8L Torch One-Pak® w/Air Blast	K3593-9A				
FANUC® M710iC/12L Torch One-Pak®	K3593-10				
FANUC® M710iC/12L Torch One-Pak® w/Air Blast	K3593-10A				
FANUC® 120iD/12L Torch One-Pak®	K3593-29				
FANUC® 120iD/12L Torch One-Pak® w/Air Blast	K3593-29				
FANUC® 100iD/10L Robotic Torch One-Pak®	K3593-8				
FANUC® 100iD/10L Robotic Torch One-Pak® w/Air Blast	K3593-8A				
Magnum® PRO Water-Cooled ABB® IRB Robotic Torches					
ABB® IRB 1520iD Robotic Torch One-Pak®	K3593-12	0.035-5/64 (0.9-2.0)	525 @ 100%		
ABB® IRB 1520iD Robotic Torch One-Pak® w/Air Blast	K3593-12				
ABB® IRB 1660iD Robotic Torch One-Pak®	K3593-14				
ABB® IRB 1660iD Robotic Torch One-Pak® w/Air Blast	K3593-14				
ABB® IRB 2600iD-15/1.85 Robotic Torch One-Pak®	K3593-15				
ABB® IRB 2600iD-15/1.85 Robotic Torch One-Pak® w/Air Blast	K3593-15				
ABB® IRB 2600iD-8/2.0 Robotic Torch One-Pak®	K3593-16				
ABB® IRB 2600iD-8/2.0 Robotic Torch One-Pak® w/Air Blast	K3593-16				
Magnum® PRO Water-Cooled KUKA® Robotic Torches					
KUKA® KR6R1820HW Robotic Torch One-Pak®	K3593-20			0.035-5/64 (0.9-2.0)	525 @ 100%
KUKA® KR6R1820HW Robotic Torch One-Pak® w/Air Blast	K3593-20A				
KUKA® KR8R1420HW Robotic Torch One-Pak®	K3593-21				
KUKA® KR8R1420HW Robotic Torch One-Pak® w/Air Blast	K3593-21A				
KUKA® KR8R2100HW Robotic Torch One-Pak®	K3593-22				
KUKA® KR8R2100HW Robotic Torch One-Pak® w/Air Blast	K3593-22A				

Magnum® PRO Water-Cooled Robotic Guns, con't.

Product Name	Product Number	Wire Diameter Range : in (mm)	Rated Current (Amps) @ Duty Cycle (CO ₂)
Magnum® PRO Water-Cooled Motoman Robotic Torches			
Motoman® MA1440 (w/K2685-1 feeder) Robotic Torch One-Pak®	K3593-23	0.035-5/64 [0.9-2.0]	525 @ 100%
Motoman® MA1440 (w/K2685-1 feeder) Robotic Torch One-Pak® w/Air Blast	K3593-23A		
Motoman® MA2010 Robotic Torch One-Pak®	K3593-24		
Motoman® MA2010 Robotic Torch One-Pak® w/Air Blast	K3593-24A		
Motoman® MA1440 (w/K3561-1) Robotic Torch One-Pak®	K3593-28		
Motoman® MA1440 (w/K3561-1) Robotic Torch One-Pak® w/Air Blast	K3593-28A		

Magnum® PRO 100SG Spool Gun

Precise Feeding Performance

- Lightweight and easy to use
- Ergonomic grip and balanced design
- Excellent trigger feedback, even through a welding glove
- No bulky adapter module required
- Premium Magnum® PRO expendable gun parts improve heat dissipation and extend life



Processes

- MIG

Literature

E12.20

Product Name	Product Number	Length ft (m)	Wire Size Range in (mm)	Rated Current/ Duty Cycle	Connection Type	Machine	Adapter
Magnum® PRO 100SG	K3269-1	10 [3.0]	0.030-0.035 [0.8-0.9]	130A/30%	4-Pin	POWER MIG® 140C POWER MIG® 180C POWER MIG® 180 Dual POWER MIG® 210 MP POWER MIG® 216	None
	K4360-1				8-Pin	POWER MIG® 140MP MIG-Pak® 140 LE31MP	

Magnum® SG Spool Gun

Full-Control Wire Feeding

- Large handle and trigger for easy use with gloved hands
- Clear spool gun drive cover makes it easy to check the wire drive path
- Rugged nozzle designed to withstand harsh industrial environments
- 250 amp rating and generous 25 ft. [7.5 m] gun cable



Processes

- MIG

Literature

E12.22

Product Name	Product Number	Length ft (m)	Wire Size Range in (mm)	Rated Current/ Duty Cycle	Machine	Adapter
Magnum® SG Spool Gun	K487-25	25 [7.5]	.025-3/64 [0.6-1.2]	250A/60%	POWER MIG® 216	K2703-1
					POWER MIG® 256	K2445-1

Magnum® PRO 250LX™ Spool Gun

Versatility Without Hassle

- Utilizes Magnum® PRO expendables that increase the amount of arc-on time
- Connects easily and effectively to multiple MIG machines
- Adjust wire speed remotely at the gun for fewer trips back to the power source
- Tool-less drive roll tension makes fine adjustments easy



Processes

- MIG
- Pulsed

Literature

E12.29

Product Name	Product Number	Length ft (m)	Wire Size Range in (mm)	Rated Current @ Duty Cycle	Machine	Adapter
Magnum® PRO 250LX™ Spool Gun	K3570-2	25 (7.5)	ALUMINUM: 0.030-3/64 (0.8-1.2) STEEL: 0.025-0.035 (0.6-0.9)	MIXED GAS: 280A @ 60% 200A @ 100%	POWER MIG® 256	None
					POWER MIG® 260	None
					POWER MIG® 350MP	K2703-1
					POWER MIG® 360MP	None
					Power Wave® C300	K2910-1

Magnum® PRO 250LX™ GT Spool Gun

Productivity Without Hassle

- Plugs directly into the Ranger® 260MPX™ and 330MPX™ without the need for an additional adapter, making setup easy.
- Utilizes premium Magnum® PRO expendables for extended contact tip life, increasing the amount of arc-on time.
- The built-in gas valve allows gas flow to be controlled at the trigger, making the gun compatible with machines that do not have internal solenoids.
- Adjust wire speed remotely at the gun for fewer trips back to the power source
- Tool-less drive roll tension makes fine adjustments easy



Processes

- Aluminum MIG
- Steel MIG
- Pulsed MIG

Literature

E12.28

Product Name	Product Number	Length ft (m)	Wire Size Range in (mm)	Machine	Rated Current @ Duty Cycle
Magnum® PRO 250LX™ GT Spool Gun	K3569-2	25 (7.5)	ALUMINUM: 0.035-3/64 (0.8-1.2) STEEL: 0.025-0.035 (0.6-0.9)	Ranger® 260MPX Ranger® 330MPX Power Wave® 300C	MIXED GAS: 280A @ 60%

Cougar™ Pistol-Grip Air-Cooled Push-Pull Guns

Comfortable Grip. Industrial Performance.

- Fatigue-reducing design is intended for operators who prefer an upright pistol-grip
- Premium Magnum® PRO expendable gun parts improve heat dissipation and extend life
- Tool-less Drive Roll Changes – Our slip-fit dual-groove drive rolls install without tools and feature a D-contour to prevent unwanted spinning



Processes

- MIG
- Pulsed MIG
- Flux-Cored

Literature

E12.16

Product Name	Product Number	Current Rated Current 100% Argon	Wire Diameter Range in (mm)	Cable Length ft (m)
Cougar™ Pistol-Grip Air-Cooled Guns				
7-pin	K2704-2	300A @ 60% Duty Cycle	0.035-1/16 (0.9-1.6)	25 (7.6)
	K2704-3			50 (15.2)

Magnum® PRO AL Fixed Conduit 225 Air-Cooled Push-Pull Guns

Superior Features. Superior Feeding for Aluminum.

- NEW Fixed Conduit Liner is a fixed, rigid all in one liner which provides improved feeding of soft aluminum wire and is backwards compatible with all Magnum® PRO AL Barrel Style Push-Pull Guns
- Can be used on any 7 pin machine or feeder when paired with the K2910-2 12 Pin to 7 Pin Adapter
- Uses Magnum® PRO expendables common with all of our other Magnum® PRO MIG guns
- Rotatable Gun Tube - With 360° of rotation, the Magnum® PRO AL FC Push-Pull Guns can tackle any welding joint configuration



Processes

- MIG
- Pulsed MIG

Output



Input



Literature

E12.14

Product Name	Product Number 12-Pin	Current Rated Current 100% Argon	Wire Diameter Range in (mm)	Cable Length ft (m)
Magnum® PRO AL FC 225 Air-Cooled Push Pull Guns				
Front Trigger	K4797-1	225A @ 60% Duty Cycle	0.035-1/16 (0.9-1.6) aluminum and cored wire	15 (4.6)
	K4797-2			25 (7.6)
	K4797-3			35 (10.7)
	K4797-4			50 (15.2)
Rear Trigger	K4795-1			15 (4.6)
	K4795-2			25 (7.6)
	K4795-3			35 (10.7)
	K4795-4			50 (15.2)

Magnum® PRO AL Fixed Conduit 450 Water-Cooled Push-Pull Guns

Superior Features. Superior Feeding for Aluminum.

- NEW Fixed Conduit Liner is a fixed, rigid all in one liner which provides improved feeding of soft aluminum wire and is backwards compatible with all Magnum® PRO AL Barrel Style Push-Pull Guns
- Can be used on any 7 pin machine or feeder when paired with the K2910-2 12 Pin to 7 Pin Adapter
- Uses Magnum® PRO expendables common with all of our other Magnum® PRO MIG guns
- Rotatable Gun Tube - With 360° of rotation, the Magnum® PRO AL FC Push-Pull Guns can tackle any welding joint configuration



Processes

- MIG
- Pulsed MIG

Output



Input



Literature

E12.14

Product Name	Product Number 12-Pin	Current Rated Current 100% Argon	Wire Diameter Range in (mm)	Cable Length ft (m)
Magnum® PRO AL FC 450 Water-Cooled Push Pull Guns				
Rear Trigger	K4796-1	450A @ 60% Duty Cycle	0.035-1/16 [0.9-1.6] aluminum and cored wire	15 [4.6]
	K4796-2			25 [7.6]
	K4796-3			35 [10.7]
	K4796-4			50 [15.2]
Front Trigger	K4798-1	450A @ 60% Duty Cycle	0.035-1/16 [0.9-1.6] aluminum and cored wire	15 [4.6]
	K4798-2			25 [7.6]
	K4798-3			35 [10.7]
	K4798-4			50 [15.2]

Magnum® PRO AL Pistol Grip Push-Pull Guns

A Lightweight Gun for Heavy-Duty Aluminum Work

- Superior push-pull wire feeding technology – Reduces friction in the wire feed path, resulting in smooth feeding and minimizing damage to the wire
- Quick-Change Liner – Simply remove the liner nut to easily access the liner
- Magnum® PRO expendables – Utilizes common expendables with all Magnum® PRO MIG Guns. 550A expendables are standard with the Magnum® PRO AL.
- Lightweight, ergonomic handle – Intended for heavy duty work but light in weight with a well-balanced pistol grip to fit in either hand.
- Recessed adjustment dial – Conveniently located at the rear of the handle to prevent a change while welding.
- Removable drive roll cover – Easy access to wire and drive rolls.



Processes

- MIG
- Pulsed MIG (for Aluminum)

Output



Input



Literature

E12.17

Product Name	Product Number 12-Pin	Current Rated Current 100% Argon	Wire Diameter Range in (mm)	Cable Length ft (m)
Magnum® PRO AL Pistol Grip Push-Pull Guns				
Pistol Air Model	K3478-1	220A @ 60% Duty Cycle	0.035-1/16 [0.9-1.6] Aluminum Wire	15 [4.6]
	K3478-2			25 [7.6]
	K3478-3			35 [10.7]
Pistol Water Model	K3479-1	320A @ 60% Duty Cycle	0.035-0.045 [0.9-1.2] Steel Wire	15 [4.6]
	K3479-2			25 [7.6]

Magnum® PRO 300 AL Push Gun

Cost Effective Aluminum Welding

- Superior Push Feeding – Smooth feeding of larger diameter aluminum wire from the feeder to the work piece for up to 10 feet. The rigid liner is designed to minimize resistance of the wire to prevent feeding issues
- Cost Effective Solution – Low cost aluminum welding solution for short distance applications
- Lightweight Aluminum Welding – Our Curve™ handle is lightweight and balanced, providing a comfortable grip to reduce fatigue



Processes

- Aluminum MIG
- Pulsed MIG
(For Aluminum)

Literature

E12.34

Product Name	Product Number	Cable Length	Rated Current [Amps] Argon	Duty Cycle [%] Argon	Wire Diameter Range In (mm)
Magnum® PRO 300 AL Push Gun	K4700-1-6-116A	10 (3.0)	225	80	3/64 – 1/16 (1.2 – 1.6)
	K4700-1-10-116A				
	K4700-1-FM-116A				

Caliber™ TIG Torches

Premium Torches for Enhanced Arc Control

- Innovative features designed to provide long-lasting performance and enhanced versatility for a premium TIG welding experience
- Lightweight and ergonomic over molded handle improves grip to reduce finger fatigue
- The ultra-flexible cable has a nylon braided exterior with soft silicone core for elite flexibility and abrasion resistance
- All Caliber™ TIG Torches are compatible with industry standard front end TIG Expendables



Processes

- TIG

Literature

E12.370

Product Name	Product Number	Torch Head Type	Cable Length ft (m)	Rated Current/ Duty Cycle	Tungsten Range in (mm)	Number of Cables
Caliber™ 9 Series Air-Cooled TIG Torch	K4844-9-1	Rigid	12.5 (3.8)	125A @ 60%	0.020-1/8 (0.5-3.2)	1
	K4844-9F-1	Flexible				
	K4844-9FV-1	Flexible/Valve				
	K4844-9-2	Rigid	25 (7.6)			
	K4844-9F-2	Flexible				
	K4844-9FV-2	Flexible/Valve				
Caliber™ 17 Series Air-Cooled TIG Torch	K4841-17-1	Rigid	12.5 (3.8)	150A @ 60%	0.020-5/32 (0.5-4.0)	
	K4841-17F-1	Flexible				
	K4841-17FV-1	Flexible/Valve				
	K4841-17-2	Rigid	25 (7.6)			
	K4841-17F-2	Flexible				
	K4841-17FV-2	Flexible/Valve				
Caliber™ 26 Series Air-Cooled TIG Torch	K4842-26-1	Rigid	12.5 (3.8)	200A @ 60%	0.020-5/32 (0.5-4.0)	
	K4842-26F-1	Flexible				
	K4842-26FV-1	Flexible/Valve				
	K4842-26-2	Rigid	25 (7.6)			
	K4842-26F-2	Flexible				
	K4842-26FV-2	Flexible/Valve				

PTA-9 Series

Compact Low-Amperage Air-Cooled Torch

- Great choice for low amperage applications
- Available as a basic fixed head torch or also with Ultra-Flex™ cable for added maneuverability
- Rated 125 amps at 60% duty cycle



Processes

- TIG

Literature

E12.150

Product Name	Product Number	Rated Current/ Duty Cycle	Tungsten Range in (mm)	Length ft (m)	Number of Cables
Air-Cooled TIG Torches					
PTA-9	K1781-1	125A @ 60%	0.020-1/8 (0.5-3.2)	12.5 (3.8)	1
	K1781-3			25.0 (7.6)	
PTA-9F Ultra-Flex™	K1781-9 ^{III}	125A @ 60%	0.020-1/8 (0.5-3.2)	12.5 (3.8)	1

^{III}Pre-configured package with K1622-1 Twist Mate™ adapter and 1/16 in. (1.6 mm) gas lens collet body, collet and gas lens installed

PTA-17 Series

Your Go-To Air-Cooled TIG Torch

- Industrial TIG torch commonly used for a great number of applications
- Available in basic fixed head, flexible head, valve, flex head with valve, and fixed head with Ultra-Flex™ cable models
- Rated 150 amps at 60% duty cycle



Processes

- TIG

Literature

E12.150

Product Name	Product Number	Rated Current/ Duty Cycle	Tungsten Range in (mm)	Length ft (m)	Number of Cables
Air-Cooled TIG Torches					
PTA-17	K1782-1	150A @ 60%	0.020-5/32 (0.5-4.0)	12.5 (3.8)	1
	K1782-2			12.5 (3.8)	2
	K1782-3			25.0 (7.6)	1
	K1782-4			25.0 (7.6)	2
PTA-17F	K1782-10	150A @ 60%	0.020-5/32 (0.5-4.0)	25.0 (7.6)	1
PTA-17FV	K1782-13	150A @ 60%	0.020-5/32 (0.5-4.0)	12.5 (3.8)	1
	K1782-11			25.0 (7.6)	1
PTA-17V	K1782-6	150A @ 60%	0.020-5/32 (0.5-4.0)	12.5 (3.8)	1
	K1782-7			12.5 (3.8)	2
	K1782-8			25.0 (7.6)	1
	K1782-9			25.0 (7.6)	2
PTA-17 Ultra-Flex™	K1782-12	150A @ 60%	0.020-5/32 (0.5-4.0)	12.5 (3.8)	1
PTA-17F Ultra-Flex™	K1782-15	150A @ 60%	0.020-5/32 (0.5-4.0)	12.5 (3.8)	1
PTA-17F Ultra-Flex™ Ready-Pak™ ^{III}	K1782-14				

^{III}PTA-17 TIG Torch Ready-Pak™ Includes: 150 Amp Air-Cooled Torch Package with Flexible Head and 12.5 ft. (3.8 m) Ultra-Flex™ Cable Assembly with Twist Mate™ Adapter. Includes: #7 Nozzle, 1/16 in. (1.6 mm) and 3/32 in. (2.4 mm) Collets, Collet Bodies and E3™ Tungsten

PTA-26 Series**High Amperage Air-Cooled TIG Torch**

- High amperage air-cooled industrial TIG torch typically used for thicker materials
- Available in basic fixed head, flexible head, valve, and flex head with valve models

**Processes**

- TIG

Literature

E12.150

Product Name	Product Number	Rated Current/ Duty Cycle	Tungsten Range in (mm)	Length ft (m)	Number of Cables
Air-Cooled TIG Torches					
PTA-26	K1783-1	200A @ 60%	0.020-5/32 (0.5-4.0)	12.5 (3.8)	1
	K1783-2			12.5 (3.8)	2
	K1783-3			25.0 (7.6)	1
	K1783-4			25.0 (7.6)	2
PTA-26F	K1783-10	200A @ 60%	0.020-5/32 (0.5-4.0)	25.0 (7.6)	1
PTA-26FV	K1783-11	200A @ 60%	0.020-5/32 (0.5-4.0)	12.5 (3.8)	1
				25.0 (7.6)	1
PTA-26V	K1783-7	200A @ 60%	0.020-5/32 (0.5-4.0)	12.5 (3.8)	2
	K1783-8			25.0 (7.6)	1
	K1783-9			25.0 (7.6)	2

PTW-20**Premium Water-Cooled TIG Torch
for Most Applications**

- Rugged high amperage TIG torch intended for industrial production environments
- Comfortable knurled handle provides a non-slip sure grip for precise control

**Processes**

- TIG

Literature

E12.150

Product Name	Product Number	Rated Current/ Duty Cycle	Tungsten Range in (mm)	Length ft (m)	Number of Cables
Water-Cooled TIG Torches					
PTW-20	K1784-3	250A @ 100%	0.020-1/8 (0.5-3.2)	12.5 (3.8)	3
	K1784-4			25.0 (7.6)	

PTW-18**Premium High Amperage
Water-Cooled TIG Torch**

- Rugged high amperage TIG torch intended for industrial production environments
- Comfortable knurled handle provides a non-slip sure grip for precise control



Processes
• TIG

Literature
E12.150

Product Name	Product Number	Rated Current/ Duty Cycle	Tungsten Range in (mm)	Length ft (m)	Number of Cables
Water-Cooled TIG Torches					
PTW-18	K1784-1	350A @ 100%	0.020-5/32 (0.5-4.0)	12.5 (3.8)	3
	K1784-2			25.0 (7.6)	

20H-320-25R**Premium High Amperage Water-Cooled
TIG Torch Package**

- Rugged high amperage TIG torch intended for industrial production environments
- Comfortable knurled handle provides a non-slip sure grip for precise control
- 320 Amps of capacity through industry standard 20 series front end torch design
- Includes premium cable cover



Processes
• TIG

Literature
E12.150

Product Name	Product Number	Rated Current/ Duty Cycle	Tungsten Range in (mm)	Length ft (m)	Number of Cables
20H-320-25R	K4168-2	320A @ 100%	0.020-1/8 (0.5-3.2)	25 (7.6)	3

Specifications Chart

TIG Torches Adapters

Model	Adapter Product No.
For Precision TIG® 275 and 375 Power Sources	
26, 26V, 26F, 26FV [one-piece power cable]	K2166-1
9, 9F, 17F, 17V, 17FV [one-piece power cable]	K2166-3
17V, 26V [one-piece power cable]	K2166-2
18, 20 and 20H-320	None required
For Power Sources with 1/2 in Output Terminals (including TIG Module)	
18, 20 and 20H-320	K2505-2, K1622-4
26, 26F, 26V, 26FV [one-piece cable]	K2505-2, K1622-3
9 [one-piece cable]	K2505-2, K1622-1
17V, 26V [two-piece cable]	None required
For Square Wave® TIG 175, Square Wave® TIG 200, Precision TIG® 225, Invertec® V160-T, Aspect® 375 and Power Sources with Twist Mate™ Receptacle (w/Gas Pass Through)	
9, 9F, 17, 17F, 17V, 17FV [one-piece cable]	K1622-1
18, 20 and 20H-320	K1622-4, K1622-5 ^{III}
26, 26V, 26F, 26FV [one-piece cable]	K1622-3
For Power Sources with Tweco®-Style Output Terminal and Separate Gas	
18, 20, 20H-320	K1622-6
17V, 17VF [one-piece cable]	K960-4
26V, 26FV [one-piece cable]	K960-3
For Power MIG® 210 MP and Power Sources with Twist Mate™ Receptacle and Separate Gas	
17V, 17FV [one-piece cable]	K960-1
For Invertec® V155-S and Power Sources with Small Twist Mate™ Receptacle and Separate Gas	
17V, 17FV [one-piece cable]	K960-2

^{III}Recommended for the Aspect® 375



CUTTING SOLUTIONS

HAND-HELD PLASMA CUTTERS » Tomahawk® 375 Air · Tomahawk® 625 · Tomahawk® 1000 · Tomahawk® 1500

MECHANIZED PLASMA CUTTING SYSTEMS » FlexCut® 80 · FlexCut® 125 · FlexCut® 200 · FineLine® High Definition Plasma Cutting Systems

CNC TABLE CUTTING SYSTEMS » Torchmate® 4400 | 4800 | 4510 · Torchmate® X Series · Torchmate® 5100 · PythonX® PLATE

CNC TUBE & PIPE CUTTING SYSTEMS » MASTERPIPE® Compact Profiler · MPM 5 Axis

ROBOTIC CNC STRUCTURAL STEEL PLASMA CUTTING SYSTEMS » PythonX® STRUCTURAL · PythonX® SPG

Tomahawk® 375 Air

Plasma Cutting with Built-In Air

- Rated for up to 3/8 in. (9.5 mm) max cuts
- Internal air compressor enables operation in environments where external compressed air is not available
- Extremely portable at only 40 lbs. (18 kg)
- Touch Start™ system delivers reliable plasma arc initiation without high frequency
- Front panel purge control makes it easy to set the air flow rate without initiating the plasma arc



Processes
· Plasma Cutting

Output



Input



Literature
E11.100

Product Name	Product Number	Input Power Voltage/Phase/Hertz	Rated Output: Current/Voltage/Duty Cycle	Input Current @ Rated Output	Output Range	Air Pressure Required	Air Flow Rate	H x W x D in (mm)	Net Wt. lb (kg)
Tomahawk® 375 Air w/10 ft (3.0 m) Hand Torch	K2806-1	208/230/1/60	13A @ 85.2V 100% 18A @ 87.2V 60% 25A @ 90V 35%	21.7A Pilot Current: 17A	10-25A	80-110 PSI (6.0-7.5 Bar)	70 psi @ 125-200 SCFH 5 Bar @ 80L/min	15.2 x 8.5 x 18.9 (385 x 215 x 480)	40 (18)

WARNING: Cancer and Reproductive Harm -www.P65Warnings.ca.gov

Tomahawk® 625

Plasma Cutting that Gets Around

- Rated for up to 5/8 in. (15.9 mm) max cuts
- Efficient electrode and nozzle design save money in the long run
- Compatible with Lincoln Electric Ranger® or Vantage® engine drives
- Touch Start™ system delivers reliable plasma arc initiation without high frequency
- Front panel purge control makes it easy to set the air flow rate without initiating the plasma arc



Processes
· Plasma Cutting
· Gouging

Output



Input



Literature
E11.200

Product Name	Product Number	Input Power Voltage/Phase/Hertz	Rated Output: Current/Voltage/Duty Cycle	Input Current @ Rated Output	Output Range	Air Pressure Required	Air Flow Rate	H x W x D in (mm)	Net Wt. lb (kg)
Tomahawk® 625 w/20 ft (6.1 m) Hand Torch	K2807-1	208/230/1/50/60	24A @ 89.6V 100% 29A @ 91.8V 60% 40A @ 96.0V 35%	36.8A Pilot Current: 17A	10-40A	80-110 PSI (6.0-7.5 Bar)	70 psi @ 125-200 SCFH 5 Bar @ 80L/min	15.2 x 8.5 x 18.9 (385 x 215 x 480)	34 (15.4)

WARNING: Cancer and Reproductive Harm -www.P65Warnings.ca.gov

Tomahawk® 1000

Plasma Cutting for Production Capacity

- Rated for up to 1 in. (25.4 mm) max cuts
- Touch Start™ system assures reliable arc initiation without generating disruptive high-frequency radio waves
- Front panel purge control makes it easy to set the air flow rate without initiating the plasma arc



Processes

- Plasma Cutting
- Gouging

Output



Input



Literature
E11.300

Product Name	Product Number	Input Power Voltage/Phase/Hertz	Rated Output: Current/Voltage/Duty Cycle	Input Current @ Rated Output	Output Range	Air Pressure Required	Air Flow Rate	H x W x D in (mm)	Net Wt. lb (kg)
Tomahawk® 1000 w/25 ft (7.6 m) Hand Torch	K2808-1	208-575/1/3/50/60	40A @ 96V 100% 60A @ 104V 50%	37.8 (Max.) Pilot Current: 20A	20-60A	87-109 PSI [6.0-7.5 Bar]	80 psi @ 275 SCFH 5.5 Bar @ 130L/min.	15.2 x 8.5 x 22.1 [385 x 215 x 561]	45 [20.4] <i>[without torch]</i>

WARNING: Cancer and Reproductive Harm -www.P65Warnings.ca.gov

Tomahawk® 1500

Heavy-Duty, 100 Amps, 60% Duty Cycle

- Hand held cutting up to 1-1/4 in (32 mm)
- Virtually dross-free cuts reduce parts clean-up
- Reliable arc starting without high frequency
- PowerConnect® Technology for automatic voltage sensing



Processes

- Plasma Cutting
- Gouging

Output



Input



Literature
E11.400

Product Name	Product Number	Input Power Voltage/Phase/Hertz	Rated Output: Current/Voltage/Duty Cycle	Input Current @ Rated Output	Output Range	Gas Pressure Required	Gas Flow Rate	H x W x D in (mm)	Net Wt. lb (kg)
Tomahawk® 1500 Base Model (w/o Torch)	K2809-1	200-208/230/380/ 460/575/3/50/60	60A/140V/100% 80A/140V/80% 100A/140V/60%	3PH/100% : 31/28/16/14/12 3PH/80% : 41/37/21/18/14 3PH/60% : 49/43/27/22/18	5-100A	87 to 109 PSI [6.0-7.5 Bar]	380 SCFH @ 80 PSI 180 SLPM @ 5.5 Bar	17.9 x 11.8 x 25.4 [455 x 301 x 645]	96 [44]
w/25 ft (7.6 m) Hand Torch	K3477-1								
w/50 ft (15.2 m) Hand Torch	K3477-2	230/1/50/60 200-208/1/50/60	60A/140V/100% 80A/140V/80% 60A/140V/100% 80A/140V/60%	1PH/100% : 48 1PH/80% : 62 1PH/100% : 52 1PH/60% : 71	25-80A				

WARNING: Cancer and Reproductive Harm -www.P65Warnings.ca.gov

FlexCut® 80

Heavy-Duty, 80 Amps, 80% Duty Cycle

- Mechanized piercing up to 3/4 in. (19 mm)
- Maximize productivity with up to 65% faster cut speeds with less bevel than the competition
- Up to three times longer consumable life
- Reliable arc starting without high frequency
- For mechanized and hand held applications



Processes

- Plasma Cutting
- Gouging

Cutting Type

- Mechanized Cutting
- Hand Cutting

Output



Input



Literature

E11.315

Product Name	Product Number	Input Power Voltage/Phase/Hertz	Rated Output: Current/Voltage/Duty Cycle	Input Current @ Rated Output	Output Range	Gas Pressure Required	Gas Flow Rate	H x W x D in (mm)	Net Wt. lb (kg)
FlexCut® 80 Base Model (w/o Torch)	K4809-1	200-208/230/380/460/575/3/50/60	60A/140V/100%	3-Ph/100%: 31/28/16/14/12	25-80A	87-109 PSI (6.0-7.5 Bar)	380 SCFH @ 80 psi 180 SLPM @ 5.5 Bar	17.9 x 11.8 x 25.4 (455 x 301 x 645)	96 (44)
			80A/140V/80%	3-Ph/80%: 41/37/21/18/14					
		230/1/50/60	60A/140V/100% 80A/140V/80%	1-Ph/100%: 48 1-Ph/80%: 62					
		200-208/1/50/60	60A/140V/100% 80A/140V/60%	1-Ph/100%: 52 1-Ph/60%: 71					

WARNING: Cancer and Reproductive Harm -www.P65Warnings.ca.gov

FlexCut® 125

Powerful, 125 Amps, 100% Duty Cycle

- Mechanized piercing of 1 in. (25 mm)
- Plasma cutting, gouging and marking capabilities
- Up to 6 times longer consumable life
- Reliable arc starting without high frequency



Processes

- Plasma Cutting
- Plasma Marking

Cutting Type

- Mechanized Cutting

Output



Input



Literature

E11.320

Product Name	Product Number	Input Power Voltage/Phase/Hertz	Rated Output: Current/Voltage/Duty Cycle	Input Current @ Rated Output	Output Range	Air Pressure Required	Air Flow Rate	H x W x D in (mm)	Net Wt. lb (kg)
FlexCut® 125 Base Model (w/o Torch)	K4811-1	380/400/415/460/575/3/50/60	125A/175V/100%	3-Ph/100% 40/40/40/33/28	3-Ph 20-125A	90-120 PSI (6.21-8.27 Bar)	550 SCFH @ 90 psi (260 SLPM @ 6.21 Bar)	20.72 x 12.25 x 25.53 (526 x 311 x 648)	118 (53.5)

NOTE: CE certified model available

WARNING: Cancer and Reproductive Harm -www.P65Warnings.ca.gov

FlexCut® 200

Mechanized Dual Gas Plasma Cutting System

- 200A, 100% Duty Cycle maximizes production efficiency
- Operates using air or oxygen plasma gas
- Production piercing of 1-1/4 in. (32 mm), edge start cut of 2 in. (50 mm)
- Reliable arc starting with CleanStrike® Technology
- Liquid-cooled plasma torch for more consistent cuts and longer-lasting consumable life



Processes

- Plasma Cutting
- Plasma Grate Cutting
- Plasma Marking

Cutting Type

- Mechanized Cutting

Output



Input



Literature

E11.321

Product Name	Product Number	Input Power Voltage/Phase/Hertz	Rated Output: Current/Voltage/Duty Cycle	Input Current @ Rated Output	Output Range	Plasma Gas Max Flow Rate	Shield Gas Max Flow Rate	Inlet Gas	H x W x D in (mm)	Net Wt. lb (kg)
FlexCut® 200 System One-Pak®	K4328-1	380-400-415/ 460/575/3/50/60	200A/190/100%	3-Ph/100%: 71/63/55	20-200A	67 SCFH (1897 LPH) Oxygen or Air	19 SCFH (538 LPH) Oxygen 225 SCFH (6371 LPH) Air or Nitrogen	90-130 PSI (6.2-9.0 Bar)	23.66 x 15.97 x 32.19 [600.96 x 405.64 x 2077.72] power supply only	190 (86.2) power supply only

NOTE: CE certified model available

WARNING: Cancer and Reproductive Harm -www.P65Warnings.ca.gov

FineLine® High Definition Plasma Cutting Systems

Precise Cuts for Downstream-Ready Production

- Advance cutting technology with FineLine® High Definition Plasma Cutting System by delivering exceptional cut quality when cutting on mild steel, stainless steel, and aluminum.
- The combination of our advanced technology, patented Magnum® PRO plasma torch and consumables allow for more consistent cuts and a more optimal gas flow resulting in reduced operating costs



Processes

- Plasma Cutting
- Plasma Marking

Output



Input



Literature

E15.47

WARNING: Cancer and Reproductive Harm -www.P65Warnings.ca.gov

Torchmate® 4400 | 4800 | 4510

4x4, 4x8, and 5x10 CNC Plasma Cutting Tables

- Exceptional repeatability and performance
- Rapid delivery and set-up time
- Produces up to 65% faster cut speeds
- Standard FlexCut® 80 mechanized plasma cutter already included
- Optional FlexCut® 125 mechanized plasma cutter available as substitute
- Optional CE certified model available



Processes

- Plasma Cutting
- Plasma Marking
- Plate Marking

Input



Literature

torchmate.com

Product Name	Cutting Area ⁽¹⁾ ft (m)	Input Power ⁽²⁾ amps/volts	Traverse Speed ⁽²⁾ ipm (m/min)	Cut Speed ⁽²⁾⁽³⁾ ipm (m/min)	Machine Resolution in (µm)	Machine Size (footprint) in (mm)	Net Wt. lb (kg)
Torchmate® 4400	16 (1.47)	15 amps @ 115v [table only]	500 (12.7)	500 (12.7)	.0015	74 x 67 x 63 [1880 x 1702 x 1600]	840 (381)
Torchmate® 4800	32 (2.94)	15 amps @ 115v [table only]				74 x 114 x 63 [1880 x 2896 x 1600]	1252 (568)
Torchmate® 4510	50 (4.65)	15 amps @ 115v [table only]				86 x 138 x 63 [2184 x 3505 x 1600]	1595 (722)

⁽¹⁾With specific Tool Set (some restrictions apply). ⁽²⁾Multiple control platforms. ⁽³⁾Cut speeds dependant on process.

WARNING: Cancer and Reproductive Harm -www.P65Warnings.ca.gov

Torchmate® X Series

Light Industrial Cutting Table Systems

- 5,500 lb (2494.8 kg) fully assembled water table
- Supports up to 4 in. (102 mm) mild steel plate
- Pneumatically controlled water level
- Holds three tools (plasma, oxyfuel, and plate marker)
- Table sizes available from 5x10 to 8x22



Processes

- Plasma Cutting
- Oxyfuel Cutting
- Plasma Marking
- Plate Marking

Input



Literature

torchmate.com

Product Name	Cutting Area ⁽¹⁾ ft (m)	Input Power ⁽²⁾ amps/volts	Traverse Speed ⁽²⁾ ipm (m/min)	Cut Speed ⁽²⁾⁽³⁾ ipm (m/min)	Machine Resolution in (µm)	Machine Size (footprint) in (mm)	Net Wt. lb (kg)
TM X Series® 5X10 Table	5 x 10 (1.5 x 3.0)	15A/110V	up to 500 (12.7)	up to 500 (12.7)	0.0004 (10.16)	92.2 x 154.4 [2,341.9 x 3,921.8]	Approx. 5900 (2,676)
TMX-HD 6X10 Table	6 x 10 (1.8 x 3.0) Single tool	10A/220V 20A/110V	up to 400 (10.16)	up to 400 (10.16)		104.2 x 154.4 [2,646.7 x 3,921.8]	Approx. 7,000 (3,175)

⁽¹⁾With specific Tool Set (some restrictions apply). ⁽²⁾Multiple control platforms. ⁽³⁾Cut speeds dependant on process.

WARNING: Cancer and Reproductive Harm -www.P65Warnings.ca.gov

Torchmate® 5100

Industrial CNC Plasma Table

- Complete 5x10 Industrial CNC Plasma Table
- Pneumatically adjusted Water Table
- DXF & DWG Importer with onboard nesting
- Optional ±45° Bevel Cutting Head



Processes

- Plasma Cutting
- Oxyfuel Cutting
- Plasma Marking
- Bevel

Input



Literature

torchmate.com

Product Name	Cutting Area ⁽¹⁾ ft (m)	Input Power amps/volts	Traverse Speed ⁽²⁾ ipm (m/min)	Cut Speed ⁽³⁾ ipm (m/min)	Machine Size (footprint) in (mm)	Net Wt. lb (kg)
Torchmate® 5100	5 x 10 (1.5 x 3.0) All tools	15A/110V	up to 1,500 (38.1)	up to 450 (11.4)	113.5 x 166 (2,882 x 4216)	Approx. 4,150 (1,882)

⁽¹⁾With specific tool set (some restrictions apply). ⁽²⁾Cut speeds dependant on process.

WARNING: Cancer and Reproductive Harm -www.P65Warnings.ca.gov

PythonX® Plate

Robotic CNC Plasma Cutting Table for Industrial Fabrication

- Three-sided irregular shape cutting such as beam profile and HSS box tubing
- Various sizes are available, with standard sizes including 10 ft. (3.0 m) by 24 ft. (7.3 m) and 10 ft. (3.0 m) by 44 ft. (13.4 m). Sizes up to 10 ft. (3.0 m) by 100 ft. (30.0 m) are also available.
- Oxyfuel cutting for increased capacity
- Pierce capacity in mild steel of 1.75 in. (45 mm) and Edge start 3 in. (75 mm)
- FullCircle™ robotic CNC software provides a feature-rich, easy to use suite to control each aspect of production



Processes

- Plasma Cutting
- Plasma Marking
- Oxyfuel Cutting
- Inkjet Marking
- Grating Cutting

Output



Input



Literature

pythonx.com

WARNING: Cancer and Reproductive Harm -www.P65Warnings.ca.gov

MASTERPIPE® Compact Profiler

Economical CNC Pipe Cutting Solution

- Two-axis pipe cutting and profiling with outside diameter limits of 1-8 in. (25-203 mm) pipe and tube. Supports pipes and tubes up to 25 ft (7.6 m) long and 1,000 lbs (454 kg) in weight
- One button moves the torch carriage so material can be safely loaded and positioned for cutting and unloading
- An included Arc Voltage Height Control provides consistent plasma cut quality and arc length for cleaner cuts on tube and pipe that may be out of round



Processes

- Plasma Cutting

Input



Literature

vernontool.com

Product Name	Input Power Voltage/Phase/Hertz	Pipe Capacity: Diameter, in (mm)	Pipe Capacity: Weight, lb (kg)	Cutting Speed ⁽¹⁾ ipm (m/min)	H x W x D ft (m)	Net Wt. lb (kg)
MASTERPIPE® Compact Profiler Base 15 or 25 ft. Section	120/1/60	OD: 1.0-8.0 (25.4-203.2) <i>[recommended production]</i>	1000 (453.59) max. 700 lb/ft (317.5 kg/m)	200 (5.1) max.	52 x 28 x 92 (15.85 x 8.53 x 28.04)	1000 (453.6)
					37 x 23 x 63 (11.28 x 7.01 x 19.20)	Dependent on Configuration

⁽¹⁾Dependent on system configuration and material being cut.

WARNING: Cancer and Reproductive Harm -www.P65Warnings.ca.gov

Vernon Tool® MPM®

Automated Pipe Profiling and Cutting for Industrial Applications

- Ideal for process and power piping, mechanical and HVAC contracting, shipbuilding, offshore, structural pipe trusses and pressure vessel fabrication
- Servo-driven systems convey pipe from raw material storage racks to the cutting head, allowing our cutting process to precisely profile the pipe and convey the finished pieces to a separate rack for offloading
- Reusable part-cutting programs are created at the machine, or from a remote PC
- Unlike chucking machines, the MPM fully supports the pipe and its remnant offering safe, simple operation and more efficient material handling



Processes

- Plasma Cutting
- Oxyfuel Cutting

Input



Literature

vernontool.com

Product Name	Input Power Voltage/Phase/Hertz	Pipe Capacity: Diameter, in (mm)	Pipe Capacity: Weight, lb (kg)	Cutting Speed ⁽¹⁾ ipm (m/min)	H x W x D ft (m)	Net Wt. lb (kg)
Vernon Tool® MPM®	480/3/60	OD: 2-60 in. (51-1,524) Length up to: 40 ft (12.2 m)	50,000 (22,680) max. 1,500 lb/ft max (2,232 kg/m)	200 (5.1) max.	6 x 12 x 4 (1.83 x 3.66 x 1.22)	Depends on the configuration

⁽¹⁾Dependent on system configuration and material being cut.

WARNING: Cancer and Reproductive Harm -www.P65Warnings.ca.gov

PythonX® Structural

Robotic CNC Plasma Cutting System for Structural Steel Fabrication

- All-in-one system that replaces several traditional machines that automates multiple structural steel fabrication processes using only a fraction of the floorspace
- AISC bolt hole compliance testing
- EN1090 compliance testing
- Cuts are completed in only a fraction of traditional processing time
- Simple to use with one operator and zero programming
- Eliminates shop errors from drawing interpretation and manual cutting operations
- Reduces material handling
- Best in class cut quality and accuracy
- 4 week delivery
- 3 Year warranty
- 24/7 access to support specialists



Processes

- Plasma Cutting

Output



Input



Literature

pythonx.com

WARNING: Cancer and Reproductive Harm -www.P65Warnings.ca.gov

PythonX® SPG

STRUCTURAL | PIPE | GRATING

Robotic CNC Plasma Cutting System for Structural Steel Fabrication

- Space-saving robotic beam line that will process structural sections of all shapes and sizes
- Optional pipe and bar grating cutting capabilities
- Feed system can be reversed if the system needs to be moved
- Processes I-beams, H-beams, tubing, angle, channel, flat bar, or bulb flats
- Highly productive coping, beveling, and marking
- Simple to operate
- FullCircle™ robotic CNC software provides a feature-rich, easy to use suite to control each aspect of production



Processes

- Plasma Cutting

Output



Input



Literature

pythonx.com

WARNING: Cancer and Reproductive Harm -www.P65Warnings.ca.gov

What's Included

Base Model/Unit Includes » Some base models include a set of specific standard accessories

One-Pak® Packages » Assembly required

Ready-Pak® Packages » Fully assembled

Tomahawk® 375 Air

Base Model [K2806-1]

- Internal air compressor (external air connection also standard)
- LC25 Torch with 10 ft. (3.0 m) cable
- Air regulator and pressure gauge
- Internal water separator
- Work clamp and cable
- Spare consumables
- Shoulder strap
- Input power cord

Tomahawk® 625

Base Model [K2807-1]

- LC40 Hand Torch, 20 ft. (6.0 m) cable
- Air regulator and pressure gauge
- Internal water separator
- Work clamp and cable
- Spare consumables
- Shoulder strap
- Input power cord

Tomahawk® 1000

Base Model [K2808-1]

- LC65 Hand Torch with 25 ft. (7.6 m) cable
- Air regulator and pressure gauge
- Internal water separator
- Work clamp and cable
- Spare consumables
- Input power cord

Tomahawk® 1500

Base Model [K2809-1]

- Work Clamp and Cable
- Air Regulator and Pressure Gauge
- Input Power Cord

25 ft. (7.6 m) Hand Torch One-Pak® Package [K3477-1]

- Everything listed for base model [K2809-1]
- LC105 Hand Torch 25 ft. (7.6 m) [K2849-1]
- Consumable starter kit

50 ft. (15.2 m) Hand Torch One-Pak® Package [K3477-2]

- Everything listed for base model [K2809-1]
- LC105 Hand Torch 50 ft. (15.2 m) cable
- Consumable starter kit

Torchmate® 4400 | 4800 | 4510

Includes

- Fully assembled dual-tool CNC plasma cutting table with full 4x4, 4x8 or 5x10 tool reach
- FlexCut® 80 plasma cutter
- Water table fume extraction
- Arc-voltage digital height control
- Industrial touch screen HMI
- Pre-installed Torchmate CAD/CAM design software
- Consumable starter kit
- Input power cord

FlexCut® 80

Base Model [K4809-1]

- Air regulator and pressure gauge
- Internal water separator
- Work clamp and cable
- Input power cord

FlexCut® 125

Base Model [K4811-1]

- Air regulator and pressure gauge
- Internal water separator
- Work clamp and cable
- Input power cord

Accessories » Tomahawk® Plasma Cutters

Product Name	Product No.	Tomahawk® Plasma Cutters			
		Tomahawk® 375 Air	Tomahawk® 625	Tomahawk® 1000	Tomahawk® 1500
		Base Model w/Hand Torch	Base Model w/Hand Torch	Base Model w/Hand Torch	Base Model
		K2806-1	K2807-1	K2808-1	K2809-1
CONSUMABLE PARTS – STANDARD CUTTING					
Electrode (LC25)	KP2842-1	•			
Nozzle, 25A (LC25)	KP2842-2	•			
Retaining Cap (LC25)	KP2842-3	•			
Swirl Ring (LC25, LC40)	KP2842-4	•			
Spacer (LC25)	KP2842-5	•			
Electrode (LC40)	KP2843-1		•		
Nozzle, 40A (LC40)	KP2843-2		•		
Swirl Ring (LC25, LC40)	KP2842-4		•		
Retaining Cap (LC40)	KP2843-5		•		
Spacer (LC40, LC65)	KP2843-10		•	•	
Electrode (LC65)	KP2844-1			•	
Nozzle, 40A (LC65)	KP2844-2			•	
Nozzle, 50A (LC65)	KP2844-3			•	
Nozzle, 60A (LC65)	KP2844-4			•	
Retaining Cap, 40, 60A (LC65)	KP2844-9			•	
Shield, 40, 60A (LC65M)	KP2844-13			•	
Swirl Ring, 40A, 50A, 60A (LC65)	KP2844-14			•	
CONSUMABLE PARTS – CONTACT CUTTING					
Nozzle (Direct Contact), 25A (LC40)	KP2843-9		•		
Nozzle (Direct Contact), 40A (LC40)	KP2843-3		•		
Swirl Ring, 40A, 50A, 60A (LC65)	KP2844-14			•	
Nozzle (Direct Contact), 40A (LC65)	KP2844-5			•	
Retaining Cap, 40, 60A (LC65)	KP2844-9			•	
Nozzle (Shielded Contact), 50A (LC65)	KP2844-6			•	
Nozzle (Shielded Contact), 60A (LC65)	KP2844-7			•	
Retaining Cap (Shielded Contact) (LC65)	KP2844-10			•	
Shield, 50A, 60A (LC65)	KP2844-11			•	
CONSUMABLE PARTS – GOUGING					
Nozzle (Gouging) (LC40)	KP2843-4		•		
Retaining Cap (Gouging) (LC40)	KP2843-6		•		
Gouge Shield (LC40)	KP2843-8		•		
Swirl Ring, 40A, 50A, 60A (LC65)	KP2844-14			•	
Nozzle (Gouging) (LC65)	KP2844-8			•	
Retaining Cap (Shielded Contact) (LC65)	KP2844-10			•	
Gouge Shield (LC65)	KP2844-12			•	

Product Name	Product No.	Tomahawk® Plasma Cutters			
		Tomahawk® 375 Air	Tomahawk® 625	Tomahawk® 1000	Tomahawk® 1500
		Base Model w/Hand Torch	Base Model w/Hand Torch	Base Model w/Hand Torch	Base Model
		K2806-1	K2807-1	K2808-1	K2809-1
GENERAL					
Plasma Circle Cutting Guide Kit	K2886-1	•	•	•	
Canvas Cover	K2377-1	•	•	•	
Accessory Bag	K3071-1	•	•	•	
LC25 Handheld Plasma Torch, 10 ft. (3.0 m)	K2846-1	•			
LC40 Handheld Plasma Torch, 20 ft. (6.0 m)	K2847-1		•		
LC40 Machine Plasma Torch, 20 ft. (6.0 m)	K2847-2		•		
LC65 Handheld Plasma Torch, 25 ft. (7.6 m)	K2848-1			•	
LC65 Handheld Plasma Torch, 50 ft. (15.2 m)	K2848-2			•	
LC65M Machine Plasma Torch, 25 ft. (7.6 m)	K2848-3			•	
LC105 Handheld Plasma Torch, 25 ft. (7.6 m)	K2849-1				•
LC105 Handheld Plasma Torch, 50 ft. (15.2 m)	K2849-2				•
CONSUMABLE PARTS – HAND CUTTING					
Electrode (LC105)	KP4141-1				•
Nozzle, 40A (LC105)	KP4141-4				•
Nozzle, 60A (LC105)	KP4141-5				•
Nozzle, 80A (LC105)	KP4141-6				•
Nozzle, 100A (LC105)	KP4141-7				•
Swirl Ring (LC105)	KP4141-9				•
Retaining Cap (Contact) (LC105)	KP4141-8				•
Drag Shield Cap, 40A (LC105)	KP4141-14				•
Drag Shield Cap, 60-80A (LC105)	KP4141-15				•
Drag Shield Cap, 100A (LC105)	KP4141-16				•
Gouging Nozzle, 80A (LC105)	KP4141-18				•
Gouging Nozzle, 100A (LC105)	KP4141-19				•
Gouging Shield Cap, 80-100A (LC105)	KP4141-17				•

• Optional

Accessories » FlexCut® 80 and FlexCut® 125 Plasma Cutters

Product Name	Product No.	FlexCut® 80	
		Base Model K-4809-1	Base Model K-4811-1
CONSUMABLE PARTS – MACHINE CUTTING			
Electrode (LC100M)	BK12849-3	•	
Swirl Ring (LC100M)	BK12849-9	•	
Nozzle, Precision Cut (LC100M)	BK12849-11	•	
Nozzle, 40A (LC100M)	BK12849-4	•	
Nozzle, 60A (LC100M)	BK12849-5	•	
Nozzle, 80A (LC100M)	BK12849-6	•	
Retaining Cap (LC100M)	BK12849-21	•	
Retaining Cap, CTP (LC100M)	BK12849-22	•	
Shield Cap, Precision Cut (LC100M)	BK12849-18	•	
Shield Cap, 40A (LC100M)	BK12849-14	•	
Shield Cap, 60A-80A (LC100M)	BK12849-15	•	
Electrode (LC125M)	BK14300-1		•
Shield Cap, 45A-65A (LC125M)	BK14300-3		•
Shield Cap, 85A-105A-125A (LC125M)	BK14300-4		•
Nozzle, 45A (LC125M)	BK14300-7		•
Nozzle, 65A (LC125M)	BK14300-8		•
Nozzle, 85A (LC125M)	BK14300-9		•
Nozzle, 105A (LC125M)	BK14300-10		•
Nozzle, 125A (LC125M)	BK14300-11		•
Swirl Ring (LC125M)	BK14300-13		•
Retaining Cap (LC125M)	BK14300-14		•
Retaining Cap, CTP (LC125M)	BK14300-15		•
Front Isolator Assembly (LC125M)	BK14300-18		•
CONSUMABLE PARTS – HAND CUTTING			
Electrode (LC105)	KP4141-1	•	
Nozzle, 40A (LC105)	KP4141-4	•	
Nozzle, 60A (LC105)	KP4141-5	•	
Nozzle, 80A (LC105)	KP4141-6	•	
Swirl Ring (LC105)	KP4141-9	•	
Retaining Cap (Contact) (LC105)	KP4141-8	•	
Drag Shield Cap, 40A (LC105)	KP4141-14	•	
Drag Shield Cap, 60-80A (LC105)	KP4141-15	•	
Gouging Shield Cap, 80-100A (LC105)	KP4141-17	•	
Gouging Nozzle, 80A (LC105)	KP4141-18	•	

Product Name	Product No.	FlexCut® 80	
		Base Model K-4809-1	Base Model K-4811-1
GENERAL			
LC105 Handheld Plasma Torch, 25 ft. (7.6 m)	K2849-1	•	
LC105 Handheld Plasma Torch, 50 ft. (15.2 m)	K2849-2	•	
LC100M Machine Plasma Torch, No Rack, 25 ft. (7.6 m)	BK12849-25	•	
LC100M Machine Plasma Torch, No Rack, 50 ft. (15.2 m)	BK12849-50	•	
LC100M Machine Plasma Torch, No Rack, 75 ft. (22.9 m)	BK12849-75	•	
LC100M Machine Plasma Torch, with Rack, 25 ft. (7.6 m)	BK12849-25R	•	
LC100M Machine Plasma Torch, with Rack, 50 ft. (15.2 m)	BK12849-50R	•	
LC100M Machine Plasma Torch, with Rack, 75 ft. (22.9 m)	BK12849-75R	•	
Consumable Starter Kit for LC100M Machine Plasma Torch	BK12849-5K	•	
LC125M Machine Plasma Torch, 25 ft. (7.6 m)	K4300-4		•
LC125M Machine Plasma Torch, 50 ft. (15.2 m)	K4300-5		•
LC125M Machine Plasma Torch, 75 ft. (22.9 m)	K4300-6		•
LC125M Machine Bevel Plasma Torch, 25 ft. (7.6 m)	K4300-7		•
LC125M Machine Bevel Plasma Torch, 50 ft. (15.2 m)	K4300-8		•
LC125M Machine Bevel Plasma Torch, 75 ft. (22.9 m)	K4300-9		•
Consumable Starter Kit for LC125M Machine Plasma Torch	BK14300-5K		•

• Optional

Accessories » FlexCut® 200 Plasma Cutting Source

Product Name	Product No.
CONSUMABLE PARTS – OUTER RETAINING CAP	
Outer Retaining Cap, 30A-200A (Mild Steel, Stainless Steel, Aluminum)	BK284150
CONSUMABLE PARTS – SHIELD CAP	
Shield Cap, 50A (Air- Mild Steel, Aluminum)	BK277150
Shield Cap, 50A (Air- Stainless Steel)	BK277149
Shield Cap, 100A (Air- Mild Steel, Stainless Steel, Aluminum)	BK277117
Shield Cap, 150A (Air- Mild Steel, Stainless Steel, Aluminum)	BK277274
Shield Cap, 200A (Air- Mild Steel, Stainless Steel, Aluminum)	BK277263
CONSUMABLE PARTS – INNER RETAINING CAP	
Inner Retaining Cap, 50A (Air- Mild Steel, Aluminum)	BK277153
Inner Retaining Cap, 50A (Air- Stainless Steel)	BK277110
Inner Retaining Cap, 100A (Air- Mild Steel, Stainless Steel, Aluminum)	BK277152
Inner Retaining Cap, 150A/200A (Air- Mild Steel, Stainless Steel, Aluminum)	BK277266
CONSUMABLE PARTS – NOZZLE	
Nozzle, 50A (Air- Mild Steel, Aluminum)	BK277125
Nozzle, 50A (Air- Stainless Steel)	BK277123
Nozzle, 100A (Air- Mild Steel, Stainless Steel, Aluminum)	BK277293
Nozzle, 150A (Air- Mild Steel, Stainless Steel, Aluminum)	BK277289
Nozzle, 200A (Air- Mild Steel)	BK277269
Nozzle, 200A (Air- Stainless Steel, Aluminum)	BK277276
CONSUMABLE PARTS – SWIRL RING	
Swirl Ring, 50A (Air- Mild Steel, Stainless Steel, Aluminum)	BK277142
Swirl Ring, 100A (Air- Mild Steel, Stainless Steel, Aluminum)	BK277139
Swirl Ring, 150A (Air- Mild Steel, Stainless Steel, Aluminum)	BK277143
Swirl Ring, 200A (Air- Mild Steel, Stainless Steel, Aluminum)	BK277258
CONSUMABLE PARTS – ELECTRODE	
Electrode, 50A (Air- Mild Steel, Aluminum)	BK277131
Electrode, 50A (Air- Stainless Steel)	BK277137
Electrode, 100A (Air- Mild Steel, Stainless Steel, Aluminum)	BK277292
Electrode, 150A (Air- Mild Steel, Stainless Steel, Aluminum)	BK277291
Electrode, 200A (Air- Mild Steel, Stainless Steel, Aluminum)	BK277270

Accessories » FineLine® High Definition Plasma Cutting Systems

Product Name	Product No.
CONSUMABLE PARTS – OUTER RETAINING CAP	
Magnum® PRO Outer Cap, LC300M, 30-300A (Mild Steel, Stainless Steel-Air, Aluminum)	BK602365
CONSUMABLE PARTS – SHIELD CAP	
Magnum® PRO Shield Cap, LC300M, 30A (Mild Steel, Aluminum)	BK602340
Magnum® PRO Shield Cap, LC300M, 80A (Mild Steel, Stainless Steel-Air, Stainless Steel-H17, Aluminum)	BK602342
Magnum® PRO Shield Cap, LC300M, 140A (Mild Steel, Stainless Steel-Air, Aluminum)	BK602343
Magnum® PRO Shield Cap, LC300M, 200A (Mild Steel, Stainless Steel-Air, Stainless Steel-H17)	BK602345
Magnum® PRO Shield Cap, LC300M, 300A (Mild Steel, Stainless Steel-Air, Aluminum)	BK602346
CONSUMABLE PARTS – INNER RETAINING CAP	
Magnum® PRO Retaining Cap, LC300M, 30A (Mild Steel, Aluminum), 80A (Mild Steel, Stainless Steel-Air, Aluminum)	BK602338
Magnum® PRO Retaining Cap, LC300M, 140A (Mild Steel, Stainless Steel-Air, Stainless Steel-H17, Aluminum)	BK602339
Magnum® PRO Retaining Cap, LC300M, 200A (Mild Steel, Stainless Steel-Air, Stainless Steel-H17, Aluminum)	BK602332
Magnum® PRO Retaining Cap, LC300M, 300A (Mild Steel, Stainless Steel-Air, Aluminum)	BK602369
CONSUMABLE PARTS – NOZZLE	
Magnum® PRO Nozzle, LC300M, 30A (Mild Steel, Aluminum)	BK602312
Magnum® PRO Nozzle, LC300M, 80A (Mild Steel, Stainless Steel-Air, Aluminum)	BK602314
Magnum® PRO Nozzle, LC300M, 140A (Mild Steel, Stainless Steel-Air, Aluminum)	BK602315
Magnum® PRO Nozzle, LC300M, 200A (Mild Steel, Stainless Steel-Air, Aluminum)	BK602317
Magnum® PRO Nozzle, LC300M, 300A (Mild Steel)	BK602318
CONSUMABLE PARTS – SWIRL RING	
Magnum® PRO Swirl Ring, LC300M, 30A (Mild Steel, Aluminum), 80A (Stainless Steel-H17)	BK602354
Magnum® PRO Swirl Ring, LC300M, 80A (Mild Steel, Stainless Steel-Air, Aluminum)	BK602356
Magnum® PRO Swirl Ring, LC300M, 140A (Mild Steel, Stainless Steel-Air, Stainless Steel-H17)	BK602358
Magnum® PRO Swirl Ring, LC300M, 200A (Mild Steel, Stainless Steel-Air, Aluminum)	BK602359
Magnum® PRO Swirl Ring, LC300M, 300A (Mild Steel, Stainless Steel-Air, Aluminum)	BK602360
CONSUMABLE PARTS – ELECTRODE	
Magnum® PRO Electrode, LC300M, 30A (Mild Steel, Aluminum)	BK602300
Magnum® PRO Electrode, LC300M, 80A (Mild Steel, Stainless Steel-Air, Aluminum)	BK602301
Magnum® PRO Electrode, LC300M, 140A (Mild Steel, Stainless Steel-Air, Aluminum)	BK602309
Magnum® PRO Electrode, LC300M, 200A (Mild Steel, Stainless Steel-Air, Aluminum)	BK602304
Magnum® PRO Electrode, LC300M, 300A (Mild Steel, Stainless Steel-Air, Aluminum)	BK602305



WIRE DELIVERY

BULK PACKAGE EQUIPMENT » Drum and Box Heads • Drum and Box Covers • Drum, Reel Box Handling Equipment

CONDUIT » Weld Wire Conduit • Conduit Connectors • Conduit Hangers, Clamps, Sleeves

DISPENSING EQUIPMENT » Wire Feed Assist • Bulk Reel Dispensing • Wire Straightners • Infinity-Pak

ROBOTIC TORCH MAINTENANCE » Power Ream™

WIRE DELIVERY TOOLS » Wire Level Gauge • Accessories

Bulk Package Hoods and Accessories for Drums and Boxes

Coverage for Consumables

- Tough polyethylene construction for long shop life
- Dual windows for easy operator access
- Available for round, square and octagon-shaped packages



- Processes**
- MIG
 - Flux-Cored

Drum and Box Covers

Bulk Package Protection

- Tough, fire-resistant PVC construction
- Provides effective protection of fiber or cardboard drums located near the weld cell
- Available for round, square and octagon-shaped bulk wire packages



- Processes**
- MIG
 - Flux-Cored

Drum, Reel and Box Handling Equipment

Packages on the Move

- Dollies available for drum or boxes with up to 1000 lb. (453 kg) capacity
- Staging carts available for drums or reels with up to 1000 lb. (453 kg) capacity
- Variety of lifters for chimeless and chimed drums



- Processes**
- MIG
 - Flux-cored

Weld Wire Conduit

Wire Delivery at any Length

- Choose from polymer or extra flexible material
- Available in pre-cut lengths up to 30 ft. (9.1 m) or in bulk
- Self-threading or compression style connectors available



Processes

- MIG
- Flux-cored
- Submerged Arc

Conduit Connectors

Make the Welding Connection

- Variety of types and sizes available
- Rounded internal shoulders for smooth wire feeding
- Union kits and bulkhead connector



Processes

- MIG
- Flux-cored
- Submerged Arc

Conduit Hangers, Clamps and Sleeves

Wire Support

- Hanger prevents excessive sag in conduit to existing structures
- Sleeves protect conduit from operating environment
- Use clamps to secure conduit to existing structures



Processes

- MIG
- Flux-cored
- Submerged Arc

Wire Feed Assist

Extra Drive for Your Wire Feed

- Reduces pulling force required from feed motor
- Enables longer conduit runs
- Adjustable torque setting prevents bird nesting
- For 0.035-1/8 in. (0.9-3.2 mm) wire diameters



Processes

- MIG
- Flux-Cored

Input

Compressed Shop Air

Wire Straighteners

Get It Straight

- Straighten or recast all types of wires
- Lightweight, yet rugged
- Equipped with locating calibration on face of unit and fine adjustment scale on tension knob



Processes

- MIG
- Flux-cored
- Submerged Arc

Dispensing Equipment for Bulk Reels

The Reel Deal

- Universal base plate design fits wood or plastic reels with 1-5/16 in. (33 mm) or 5 in. (127 mm) center arbors
- Twin locking cams secure base plate to reel for stability
- Smooth acceleration and deceleration of feed arm



Processes

- MIG
- Flux-Cored

Infinity-Pak® Dispensing System

Continuous Wire, Continuous Welding

- Butt welding and flash removal process take only seconds
- Configurations for every environment, including 2-station, 4-station and wall mount
- ASTM certified and the bulk package is 100% recyclable
- Use with a variety of Lincoln Electric SuperArc™ wire alloys



Processes

- MIG

Output



Input



Literature

MC14-97

Product Name	Product Number	Input Power Voltage/Phase/Hertz	Input Air Pressure and Flow	Input Current @ Rated Output	Input Current	H x W x D in (mm)	Net Wt. lb (kg)
Infinity-Pak® Butt Welder	K3924-1	110V 5 Amps	—	—	—	42 x 20 x 24 (1067 x 208 x 610)	100 (43.4)
Butt Welder and Docking Station	K3921-1					—	—
With 2 Stations	K3926-1					—	—
With 4 Stations	K3927-1					—	—
Wall Mount	K4106-1					—	—

Power REAM® Torch Maintenance System

Eliminate Torch Spatter

- Removes and reduces spatter accumulation on robotic torches for improved welding performance
- Simple push-button “No Error” programming technique
- Only reamer to offer an automatic retry feature



Processes

- MIG

Input



Product Number

K2391-2 (Base Model)

Literature

E10.110

Product Name	Product Number	Input Power Voltage/Phase/Hertz	Input Air Pressure and Flow	Input Current @ Rated Output	Input Current	H x W x D in (mm)	Net Wt. lb (kg)
Power REAM®	K2391-2	24V DC	80 PSI 15 SCFM	1100 rpm 0.65 HP	0.50A DC	with reservoir 25.9 x 8.0 x 14.5 (657 x 203 x 368)	62 (28)

Wire Level Gauge

Keep an Eye on Wire Supply

- Detects level of wire remaining in the drum or box
- Wire level displayed visually with color and percentage scale
- Useable with 500 lb. (227 kg) or 1000 lb. (453 kg) package



Processes

- MIG
- Flux-Cored

Wire Delivery Accessories

Additional Tools

- Draw gauge accurately measures the draw weight of welding wire pulling through conduit in English or metric at the touch of a button
- Nozzle cleaning tool removes spatter; choice of five sizes
- Conduit cutter trims all diameters of polymer conduit with ease



Processes

- MIG
- Flux-cored
- Submerged Arc

Accessories » Infinity-Pak®

Product Name	Product No.	Infinity-Pak® with 2 Stations	Infinity-Pak® with 4 Stations	Infinity-Pak® Wall Mount
GENERAL				
Wire Sizer with 0.035 in. (0.9 mm) dies	K3910-1	•	•	•
Wire Sizer replacement dies for 0.035 in. (0.9 mm) wire	K3911-1	•	•	•
Wire Sizer with 0.045 in. (1.2 mm) dies	K3913-1	•	•	•
Wire Sizer replacement dies for 0.045 in. (1.2 mm) wire	K3912-1	•	•	•
Wire Sizer with 0.052 in. (1.3 mm) dies	K3914-1	•	•	•
Wire Sizer replacement dies for 0.052 in. (1.3 mm) wire	K3915-1	•	•	•
Wire Sizer with 0.062 in. (1.6 mm) dies	K3917-1	•	•	•
Wire Sizer replacement dies for 0.062 in. (1.6 mm) wire	K3918-1	•	•	•
Wire Sizer with 0.078 in. (2.0 mm) dies	K3919-1	•	•	•
Wire Sizer replacement dies for 0.078 in. (2.0 mm) wire	K3920-1	•	•	•
Butt welder and docking station combination	K3921-1	•	•	•
Butt welder (110V) portable	K3924-1	•	•	•
Hood Cover	K3997-1	•	•	•

• Optional



AUTOMATION SOLUTIONS

CUTTING » Flat and Plate · Tube and Plate · Structural · Stamping and Forming · Tooling · Positioning Equipment

WELDING » Mechanized · Robotic · Orbital · Laser · System Integration · Environmental Systems

Cutting

Lincoln Electric's cutting systems produce superior cuts at lower operating costs. The range of solutions, including plasma cutters and oxy fuel systems, cut any shape, including flat plate, tube and pipe, and structural. Our cutting systems are used in numerous industries and by home hobbyists and in a variety of applications.



Stamping and Metal Forming

Lincoln Electric has an extensive depth of experience in stamping and metal forming, integrating and supporting all brands of equipment. We offer servo transfer systems of various sizes and configurations, blank stacking and de-stacking solutions for pre- and post-press applications, press-to-press automation, and robotic solutions.



Tooling

Complete in-house designs of machining and fabricating systems are available. Our turnkey systems come with full robot programming and can be integrated into your processes. The broad product offering is used for automotive components, heavy equipment and general fabrication, and in the manufacture of large components.



Positioning Equipment

We custom-design a variety of positioners, conveyors and gantry systems for many applications. Our deep understanding of kinematics helps us develop a total solution for manufacturing and fabricating operations. Our post-installation support delivers optimal service.



Mechanized Welding

We provide turnkey mechanized automation solutions for submerged arc and open arc welding. Whether you are looking for a single arc or multiple arc system, our experts can develop a solution that meets your application needs. Examples of our mechanized solutions include:

- Systems and Manipulators
- Gantries
- Sidebeams
- Seamers
- Tilt Rotate Positioners
- Turning and idle rolls
- Seam Tracker Systems
- Accessories



Portable Mechanized & Orbital Welding

The APEX® platform of mechanized welding systems is built around portability and flexibility across a wide range of applications. Each pre-configured Ready-Pak® is ready to weld in the harshest environments from field construction to offshore fabrication.

- Transitioning from GMAW/FCAW to GTAW is possible with minimal changeover.
- Interchangeable HELIX® weld heads are available for compact or low profile track based welding and clamp-on small bore pipe and tube.
- HELIX® Tracks are available for flat plate, orbital OD and ID pipe welding.
- A full color pendant based user interface puts the operator in full command while offering industry leading welding performance and intelligent process control.



Robotic Welding

With in-depth knowledge of all welding process and applications, Lincoln Electric has engineered and installed thousands of robotic welding systems. These robotic welding solutions allow manufactures to weld simple to complex parts with a high degree of repeatability and efficiency.

- Fab-Mate®, Fab-Pak® and Pro-Pak® robotic welding systems have pre-established critical dimensions and are available in a variety of configurations.
- Custom systems are uniquely designed and fully automated for virtually any welding process or application.



Laser Welding

We have a unique understanding on a range of laser processes, including laser cutting, autogenous laser welding, hybrid laser arc welding, laser hot wire cladding, and laser brazing. We have deep relationships with the expert resources in laser manufacturing, optics component assembly and research laboratories.



System Integration

Lincoln Electric is your single point of contact for system design development. Our dedicated project managers will deliver a comprehensive turnkey system thanks to experienced designers, programmers and technicians, as well as extensive manufacturing capabilities. Our in-house engineering and development teams provide process development, tool and controls design, simulation services, and PLC and robot system programming. We ensure success by understanding the customer's facility and requirements, managing changes and becoming an extension of the customer's launch team.



Environmental Solutions

Welding is a safe occupation when sufficient measures are taken to protect fabricators from potential hazards. We offer a range of stand-alone and facility solutions to achieve this goal, including:

- Portable and stationary fume extraction units
- Extraction arms and hoods
- Dowlndraft tables
- Engineered control systems
- Full line of thermal suppression products
- Fume guns

We can integrate our environmental solutions with other automation products.



Automated Grinding

We provide pre-engineered solutions for pre- and post-weld prep applications. Built to streamline manufacturing processes these cells have everything you need to obtain higher quality, safety and consistency in your grinding processes.



Collaborative Welding Robot

Lincoln Electric offers a collaborative welding robot (cobot) that allows operators to safely work alongside the system without the need for traditional fencing. Cobots are ideal for high-mix, low volume applications and offer the consistency and flexibility that you need without compromising the quality.



ZEMAN solutions for Structural Steel Fabricators

SPS - Scanning & Sorting

This smart scanning system enables structural steel fabricators to manage plates by identifying dimensions, shapes and other characteristics. Workpieces are robotically sorted into designated boxes according to specific criteria. The RFID tag in each box monitors the location and position of each plate throughout the production process so that workpieces can be tracked via any device connected to the system.



SBA - Structural Assembly

The ideal machine for accurate and efficient processing of steel workpieces in large quantities. The torch-mounted laser measurement enables the tacking and welding robot to identify workpiece dimensions for optimal positioning. The handling robot scans the ADD parts, then switches to the magnetic attachment to place the parts on all four sides of the profile. Workflow is auto-generated by proFIT® software, which is compatible with all common 3D software systems. The fitting process speed – accurate to within 1/24 inch (1 mm) over a 60-foot (18 m) profile – paired with the simple loading/unloading process, frees up manual fitters and welders to handle more complex work. No more pulling tape. No more drawing chalk lines. Just load the material and go.



SBW - Structural Welding

Our robotic cells are designed to weld both manual- and robotic-fitted structural steel beams, and are available with up to two welding robots. The system is also available in a duplex machine configuration. The patented proFIT® software auto-generates production data within minutes, and can accommodate non-perfect parts and assemblies. The system allows continuous optimal fillet and groove welds (single-layer and multilayer) with up to 13 evenly staggered passes.



Robotic Welding Power Sources

Power Wave® Welding Power Sources Specifically Designed For Robotic Systems

- Built-in wire feeder control
- ArcLink™ communication protocol communicates with robotic arm controller
- Standard suite of software solutions, including CheckPoint™ and Power Wave® Manager
- High-performance pulse wave forms, including RapidArc®, Precision Pulse™, Pulse-on-Pulse™ and others
- Flexibility to add or connect modules, fume control, water coolers, computers or other accessories



Shown: Power Wave® R450

Processes

- TIG
- Pulsed TIG
- MIG
- Pulsed MIG
- Flux-Cored
- Hyperfill™
- HDT (S700)
- Low Fume Pulse™* (R450)

Output



Input



Literature

- E5.171 (Power Wave® R450)
- E5.120 (Power Wave® S700)

*NOTE:
w/Use of STT™ or Advanced Module

Product Name	Product Number	Input Power Voltage/Phase/Hertz	Rated Output: Current/Voltage/Duty Cycle	Input Current @ Rated Output	Output Range	H x W x D in (mm)	Net Wt. lb (kg)
Power Wave® R450 Base Model	K3451-1	208/230/308-415/460/575/3/50/60	GMAW: 550A/41.5V/40% 450A/36.5V/100% GTAW-DC: 550A/32V/40% 450A/28V/100%	3-Ph/40% Duty Cycle: 80/73/41/37/29A 3-Ph/100% Duty Cycle: 60/54/30/27/21A	5-550A	22.5 x 14 x 24.8 (571 x 355 x 630)	150 (68)
	with Wireless Connectivity Module						
Power Wave® S700	K3279-1 ⁽¹⁾	380-415/440-460/500/575/3/50/60	700A/44V/100% (900A/44/60%)	55/46/42/38A (74/60/56/49A)	20-900A	30.1 x 19.1 x 36.7 (765 x 485 x 932)	385 (175)
AutoDrive® 19	K3004-2	40V DC/1.0A	NA	NA	NA	8.8 x 10.4 x 3.1 (224 x 264 x 80)	7 (3.2)
AutoDrive® 19 Tandem	K3171-1	40V DC/1.0A	NA	NA	NA	8.8 x 10.4 x 3.1 (224 x 264 x 80)	7 (3.2)

⁽¹⁾K3279-1 required an AutoDrive® 19 controller for operation in an automated setup.

⁽²⁾Internal filter is required to meet CE conducted emission requirements. K2444-4 CE Filter Module must be used with K3279-1.

Robotic Welding Wire Feeders

Optimized for Robotics, Extremely Compact and Lightweight

- AutoDrive® S, steel servo torch solution with touch-retract starting technology, provides precise arc starts for a consistent bead profile and minimal post-weld clean-up
- AutoDrive® SA, push-pull servo torch solution with touch-retract start technology, initiates each robotic aluminum weld with no spatter or burnback
- Select the 4R220 for feeding larger diameter wires, or pulling through long conduits
- MAXTRAC® wire drives feature precision cast components, tool-less drive roll changes, and brass-to-brass gun connections
- Available modules relay wire feed commands from an appropriate, non-robotic Power Wave® power source to any AutoDrive® robotic wire feeder



Processes

- MIG
- Pulsed MIG
- MIG-STT®
- Flux-Cored
- Metal-Cored

Output



Input



Literature

- E10.17 (AutoDrive® S)¹⁾
- E10.16 (AutoDrive® SA)¹⁾
- E10.12 (AutoDrive® 4R100 and 4R220)
- E10.15 (Power Feed® 10R)

¹⁾The AutoDrive® S and SA is compatible only with Magnum® PRO products.

Product Name	Product Number	Wire Feed Speed Range: ipm (m/min)	Wire Size Range – Solid in (mm)	Wire Size Range – Cored in (mm)	H x W x D in (mm)	Net Wt. lb (kg)
AutoDrive® S	K4303-2	30-800 (0.8-20.3)	0.047 (1.2)	NA	7.0 x 7.5 x 10.8 (177.8 x 190.5 x 274.3)	14.5 (6.58)
AutoDrive® SA	K4444-1 (push feeder)	30-800 (0.8-20.3)	0.035-1/16 (0.9-1.6) (aluminum only)	NA	10.8 x 7.5 x 7.0 (274.3 x 190.5 x 177.8)	14.5 (6.58)
	K4445-1 (pull feeder)					—
AutoDrive® 4R100	K3560-1 ¹⁾	50-800 (1.3-20.3)	0.023-0.045 (0.6-1.2)	0.035-0.045 (0.9-1.2)	8.4 x 7.5 x 8.1 (213 x 191 x 231)	13.2 (6.0)
AutoDrive® 4R220	K3561-1 ¹⁾	30-1200 (0.8-30.5)	0.023-1/16 (0.6-1.6)	0.035-5/64 (0.9-2.0)	10.43 x 10.07 x 9.92 (265 x 256 x 252)	20.9 (9.5)
Power Feed® 10R	K1780-3	50-800 (1.3-20.3) 75-1200 (2.0-30.5)	0.025-3/32 (0.6-2.4) 0.025-1/16 (0.6-1.6)	0.035-0.120 (0.9-3.0) 0.035-5/64 (0.9-2.0)	8.9 x 12.0 x 9.9 (226 x 306 x 251)	22.4 (10.2)

¹⁾Robot specific mounting brackets are available.



WELD FUME CONTROL

MODEL	FILTER		PROCESS				INPUT	FEATURES					
	System	Size: ft ³ (m ³)	Stick	TIG	MIG	Flux-Cored		Volts/Phase/Hz	Portable/Mobile	Start/Stop Sensor	Filter Indicator Gauge	Single Arm System	Dual Arm System
PORTABLE													
X-Tractor® Mini	Disposable	118 [11]	●	●	●	●	120/1/60 230/1/50	●	●	●	●		
X-Tractor® 1 Fume Gun	Self-Cleaning	30 [2.8]	●	●	●	●	120/1/50/60 230/1/50/60	●	●		●		
Prism® Direct Exhaust Fan	Non-Filtration	—	●	●	●	●	115/1/60 230/1/50	●			●		
MOBILE													
Prism® Mobile	Disposable	538 [50]	●	●	●	●	120/1/60 230/1/50	●			●	●	
Prism® Mobile with Mechanized Cleaning	Self-Cleaning	325 [30]	●	●	●	●	115/1/60 230/1/50	●			●	●	
STATIONARY													
X-Tractor® 2, 4, 6, Fume Gun	Self-Cleaning	up to 108 [10]	●	●	●	●	230/3/60 460/3/60						
Prism® Wall Mount	Disposable	538 [50]	●	●	●	●	—				●	●	●
Prism® Wall Mount with Mechanized Cleaning	Self-Cleaning	560 [52]	●	●	●	●	115/1/60 230/1/50/60				●	●	●
Prism® Down Draft Direct	Non-Filtration	—	●	●	●	●	—						
Prism® Down Draft Table	Disposable	560 [52]	●	●	●	●	208-230/460/3/60				●		
Prism® Down Draft Table with Mechanized Cleaning	Self-Cleaning	560 [52]	●	●	●	●	208-230/460/3/60		optional		●		

ROBOTIC SYSTEMS » Formed Extraction Hood • Modular Extraction Hood • Prism® Exhaust Hood

CONFIGURED-TO-APPLICATION » Modular Extraction Hood • Prism® Exhaust Hood • Prism® Filter Bank • Prism® Central System • Prism® • Prism® Compact • The Circulator® • Push/Pull Systems • High and Low Vacuum Central Systems

THERMAL SUPPRESSION » Prism® Thermal Suppression

KEY: ● Excellent ● Good ● Optional

X-Tractor® Mini

Industry-Leading Portability and Ease of Use

- High vacuum system designed for confined and hard-to-reach spaces
- Ideal for light duty welding applications
- Start/Stop sensor reduces energy consumption
- Quick and easy filter replacement and maintenance
- Includes E12 HEPA Filter
- Great for small industrial shops and educational applications



Shown: X-Tractor® Mini and EN-20 Nozzle (K3972-5)

Processes

- Stick
- TIG
- MIG
- Flux-Cored

Input



Literature

E13.11

- 3-Year Warranty
- Made in the USA of US and foreign content

Product Name	Product Number	Input Power Voltage/Phase/Hertz	Input Current @ Rated Output	Sound Level	Air Flow CFM	Power Rating HP	Filter Surface Area ft ² (m ²)	H x W x D in (mm)	Net Wt. lb (kg)
X-Tractor® Mini Base Unit	K3972-3	120/1/60	12.0A	80 dBA	H : 108 L : 95	2.4 [1.2/motor]	118 (11)	29 x 15.6 x 16.8 (736 x 396 x 427)	40 (18.1)
	K2497-18	230/1/50	7.5A						
w/EN-20 Nozzle	K3972-5	120/1/60	12.0A						41 (18.6)

X-Tractor® 1 Fume Gun

Move It Where You Need It

- High Vacuum extraction system designed to be used with an extraction nozzle or a fume gun
- Intended for light duty welding in small shops, maintenance applications and for home/hobby projects
- Manually-operated rotary air jet filter cleaning system reduces filter change-over and overall costs
- Quiet operation at <74 dBA
- Automatic Stop/Start provides extraction only when needed



Shown: X-Tractor® 1 Fume Gun and Suction Nozzle One-Pak® Package

Processes

- Stick
- TIG
- MIG
- Flux-Cored

Input



Literature

E13.17

Product Name	Product Number	Input Power Voltage/Phase/Hertz	Input Current @ Rated Output	Filter Size, ft ² (m ²)	Air Flow CFM	H x W x D in (mm)	Net Wt. lb (kg)
X-Tractor® 1 Fume Gun Base Model	K652-1	120/1/50/60	15A	30.1 (2.8)	H : 115 L : 55	13.4 x 26.8 x 15.8 (340 x 680 x 400)	37 (17)
	K652-2	230/1/50/60	9A				
One-Pak® Pkg.	K4260-4	120/1/50/60	15A				49 (22.2)

Prism® Direct Exhaust Fan

Fume Doesn't Stand A Chance

- Ideal for construction sites or applications where fume removal does not require filtration
- Weighs only 37.5 lbs. (17 kg)
- Low 69 dB(A) noise level
- Maximum 32 ft. (9.8 m) reach distance with hood and hose set and extension hose set



Shown:
Prism® Direct Exhaust Fan One-Pak® Pkg.

Processes

- Stick
- TIG
- MIG
- Flux-Cored

Input



Literature

E13.42

- 3-Year Warranty

Product Name	Product Number	Input Power Voltage/Phase/Hz	Input Current @ Rated Output	Filter Type/ Filter Size, ft² (m²)	Air Flow CFM	H x W x D in (mm)	Net Wt. lb (kg)
Prism® Direct Exhaust Fan Base Model	K1666-3	115/1/60	10A	No Filtration, Exhaust Only	Up to 765 depending on length of hoses(s) used	23.1 x 18.9 x 18.6 (587 x 480 x 472)	37.5 (17)
	K2497-11	230/1/50	5A				
One-Pak® Pkg.	K4260-3	115/1/60	10A				78 (35.3)

Prism® Mobile

Fume Doesn't Stand A Chance

- Filter status indicator monitors the amount of particulate in the filter cartridge to alert the user for filter replacement
- Generous airflow (735 CFM with Prism® Mobile 10 ft/13 ft Fume Extraction Arm) and large filter capacity (538 ft² (50 m²))
- Choose from two arm lengths 10 ft (3.0 m) and 13 ft (4.0 m) or select a hose/hood set
- Manual or optional automatic on/off (arc sensor) operation



Shown:
Prism® Mobile
w/ 10 ft arm & Arc Sensor/Lamp Kit
One-Pak® Pkg.

Processes

- Stick
- TIG
- MIG
- Flux-Cored

Input



Literature

E13.21

- 3-Year Warranty
- Made in the USA of US and foreign content

Product Name	Product Number	Input Power Voltage/Phase/Hz	Input Current @ Rated Output	Filter Type/ Filter Size, ft² (m²)	Air Flow CFM	H x W x D in (mm)	Net Wt. lb (kg)	
Prism® Mobile MERV 14 Filter Base Unit	K1653-4	120/1/60	6.1A	Cellulose/ 538 (50)	735	36 x 32 x 48 (900 x 810 x 1210)	200 (90.7)	
	w/ 10 ft. Arm One-Pak® Pkg.						K4259-2	233 (105.7)
	w/ 10 ft. Arm & Arc Sensor/Lamp Kit One-Pak® Pkg.						K4259-3	
	w/ 13 ft. Arm One-Pak® Pkg.						K4259-4	237 (107.5)
	w/ 13 ft. Arm & Arc Sensor/Lamp Kit One-Pak® Pkg.						K4259-5	238 (108.0)
MERV 14 Filter Base Unit Export	K2497-12	230/1/50	3.7A				204 (92.5)	
Prism® Mobile MERV 16 Filter Base Unit	K1653-5	120/1/60	7.6A	High-Efficiency featuring Nano fibers/ 538 (50)	735	36 x 32 x 48 (900 x 810 x 1210)	209 (94.8)	
	w/ 10 ft. Arm One-Pak® Pkg.						K4259-6	242 (109.8)
	w/ 10 ft. Arm & Arc Sensor/Lamp Kit One-Pak® Pkg.						K4259-7	243 (110.2)
	w/ 13 ft. Arm One-Pak® Pkg.						K4259-8	246 (111.6)
	w/ 13 ft. Arm & Arc Sensor/Lamp Kit One-Pak® Pkg.						K4259-9	247 (112.0)

Prism® Mobile with Mechanized Cleaning

Mobile Self-Cleaning Fume Extraction System

- Automatic cleaning system simplifies filter maintenance
- Filter status indicator monitors amount of particulate in filter cartridge to alert the user for filter maintenance or replacement
- Generous airflow (735 CFM with Prism® Mobile 10 ft/13 ft Fume Extraction Arm) and large filter capacity [325 ft³ (30 m³)]
- Choose from two arm lengths 10 ft (3.0 m) and 13 ft (4.0 m) or select a hose/hood set
- Manual or optional automatic on/off (arc sensor) operation



Processes

- Stick
- TIG
- MIG
- Flux-Cored

Input



Literature

E13.21

- 3-Year Warranty
- Made in the USA of US and foreign content

Product Name	Product Number	Input Power Voltage/Phase/Hertz	Input Current @ Rated Output	Filter Type/ Filter Size, ft ³ (m ³)	Air Flow CFM	H x W x D in (mm)	Net Wt. lb (kg)
Prism® Mobile with Mechanized Cleaning MERV 14 Filter Base Unit	K1741-3	115/1/60	7.6A	Cellulose/ 325 (30)	735	40 x 32 x 48 (1020 x 810 x 1210)	220 (99.7)
w/ 10 ft. Arm One-Pak® Pkg.	K4384-1		253 (114.7)				
w/ 10 ft. Arm and Arc Sensor/Lamp Kit One-Pak® Pkg.	K4384-2		254 (115.2)				
w/ 13 ft. Arm One-Pak® Pkg.	K4384-3		257 (116.5)				
w/ 13 ft. Arm and Arc Sensor/Lamp Kit One-Pak® Pkg.	K4384-4		258 (117)				
with MERV 14 Filter Base Unit Export	K2497-14	230/1/50	3.8A			224 (101.6)	
Prism® Mobile with Mechanized Cleaning with MERV 16 Filter Base Unit	K1741-4	115/1/60	7.6A	High-Efficiency featuring Nano fibers/ 325 (30)	735	40 x 32 x 48 (1020 x 810 x 1210)	229 (103.8)
w/ 10 ft. Arm One-Pak® Pkg.	K4384-5		262 (118.8)				
w/ 10 ft. Arm and Arc Sensor/Lamp Kit One-Pak® Pkg.	K4384-6		263 (119.2)				
w/ 13 ft. Arm One-Pak® Pkg.	K4384-7		266 (120.6)				
w/ 13 ft. Arm and Arc Sensor/Lamp Kit One-Pak® Pkg.	K4384-8		267 (121.1)				

X-Tractor® Fume Gun Series

Heavy Duty Multi-Arc Fume Extraction

- These high vacuum systems are ideal for use with multiple nozzles and fume guns
- An integrated automatic filter cleaning system simplifies maintenance



Processes

- Stick
- TIG
- MIG
- Flux-Cored

Input



Literature

E13.19

Product Name	Product Number	Input Power Voltage/Phase/Hertz	Input Current @ Rated Output	Filter Type/ Filter Size, ft ³ (m ³)	Air Flow CFM	H x W x D in (mm)	Net Wt. lb (kg)
X-Tractor® 2 Fume Gun	K3965-1	230/3/60	14A	Polyester-based/ 30.1 (2.8)	165	29.1 x 16.9 x 43.3 (740 x 430 x 1100)	192 (87)
	K3965-2	460/3/60	6.5A				
X-Tractor® 4 Fume Gun	K3966-1	230/3/60	20A	Polyester-based/ 53.82 (5)	285	33.1 x 28.0 x 55.1 (840 x 710 x 1400)	242 (110)
	K3966-2	460/3/60	10A				
X-Tractor® 6 Fume Gun	K3967-1	230/3/60	40A	Polyester-based/ 107.64 (10)	475	43.3 x 28.0 x 55.1 (1100 x 710 x 1400)	375 (170)
	K3967-2	460/3/60	21A				

Prism® Wall Mount

Convenient Wall-Mounted System

- Intended for facilities with fixed work stations and little available floor space
- Designed for light to medium fume extraction and filtration
- Generous airflow up to 735 CFM with Prism® Wall Mount 10 ft or 13 ft. extraction arms and Prism® 2400 Stationary Fan
- Large filter capacity [538 ft² [50 m²]] increases efficiency, filter life and reduces operational costs



Shown:
Prism® Wall Mount
Base Unit Single Arm
(K1654-4)

Processes

- Stick
- TIG
- MIG
- Flux-Cored

Literature

E13.14

- 3-Year Warranty
- Made in the USA of US and foreign content

Product Name	Product Number	Input Power Voltage/Phase/Hertz	Input Current @ Rated Output	Filter Type/ Filter Size, ft ² [m ²]	Air Flow CFM	H x W x D in (mm)	Net Wt. lb (kg)
Prism® Wall Mount MERV 14 Filter Base Unit Single Arm	K1654-4	N/A	N/A	Cellulose/ 538 [50]	735	36 x 32 x 28 (900 x 810 x 730)	90 (41)
w/ 10 ft. Single Arm One-Pak® Pkg.	K4261-2	115/1/60	9.4A [Prism® 2400 Stationary Fan]				—
w/ 10 ft. Single Arm & Arc Sensor/Lamp Kit One-Pak® Pkg.	K4261-6						
w/ 13 ft. Single Arm One-Pak® Pkg.	K4261-3						
w/ 3-4.5 ft. Telescopic Single Arm One-Pak® Pkg.	K4261-4						
w/ 5-8 ft. Telescopic Single Arm One-Pak® Pkg.	K4261-5						
w/ 3-4.5 ft. Telescopic Single Arm & Arc Sensor/Lamp Kit One-Pak® Pkg.	K4261-7						
Prism® Wall Mount MERV 14 Filter Base Unit Dual Arm	K1654-5	N/A	N/A	Nano coated Cellulose 538 [50]	1200	102 (46)	
w/ 10 ft. Dual Arm One-Pak® Pkg.	K4261-8	115/1/60	9.4A (for each Prism® 2400 Stationary Fan)			—	
w/ 10 ft. Dual Arm & Arc Sensor/Lamp Kit One-Pak® Pkg.	K4261-12						
w/ 13 ft. Dual Arm One-Pak® Pkg.	K4261-9						
w/ 3-4.5 ft. Telescopic Dual Arm One-Pak® Pkg.	K4261-10						
w/ 5-8 ft. Telescopic Dual Arm One-Pak® Pkg.	K4261-11						
w/ 3-4.5 ft. Telescopic Dual Arm & Arc Sensor/Lamp Kit One-Pak® Pkg.	K4261-13						
Prism® Wall Mount MERV 16 Filter Base Unit Single Arm	K1654-6	N/A	N/A		735	90 (41)	

Prism® Wall Mount with Mechanized Cleaning

Fume Doesn't Stand a Chance

- Dual Arm Capacity with Optional Extended Reach up to 27 ft. (8.2 m)
- Automatic Filter Cleaning Cuts Down on Filter Replacement Costs and System Maintenance
- Front Loading Filters
- Integrated Spark Arrestor



Shown:
Single Arm Base Unit

Processes

- Stick
- TIG
- MIG
- Flux-Cored

Input



Literature

E13.14

- 3-Year Warranty
- Made in the USA of US and foreign content

Product Name	Product Number	Input Power Voltage/Phase/Hz	Input Current @ Rated Output	Filter Type/ Filter Size, ft² [m²]	Air Flow CFM	H x W x D in [mm]	Net Wt. lb [kg]
Prism® Wall Mount with Mechanized Cleaning MERV 16 Filter Base Unit Single Arm	K3681-1	115/1/60	0.5A	Cellulose-Polyester MERV 16/ 568 [52]	735	38 x 34 x 36 [970 x 860 x 910]	270 [122]
w/ 10 ft. Arm One-Pak® Pkg.	K4468-1		9.4A (Prism® 2400 Fan)				—
w/ 10 ft. Arm w/Arc Sensor and Prism® 2400 Fan One-Pak® Pkg.	K4468-5						
w/ 13 ft. Arm and Prism® 2400 Fan One-Pak® Pkg.	K4468-8						
w/ 5-8 ft. Telescopic Arm and Prism® 2400 Fan One-Pak® Pkg.	K4468-13						
w/ 5-8 ft. Telescopic Arm w/Arc Sensor and Prism® 2400 Fan One-Pak® Pkg.	K4468-15						
w/ 10 ft. Arm w/ 7 ft. Ext. Crane and Prism® 4200 Fan One-Pak® Pkg.	K4468-2	230/3/60 (Prism® 4200 Fan)	6.8A (Prism® 4200 Stationary Fan)				
w/ 10 ft. Arm w/ 14 ft. Ext. Crane and Prism® 4200 Fan One-Pak® Pkg.	K4468-3						
w/ 10 ft. Arm w/Arc Sensor, 7 ft. Ext. Crane and Prism® 4200 Fan One-Pak® Pkg.	K4468-6						
w/ 13 ft. Arm w/ 7 ft. Ext. Crane and Prism® 4200 Fan One-Pak® Pkg.	K4468-9						
w/ 13 ft. Arm w/ 14 ft. Ext. Crane and Prism® 4200 Fan One-Pak® Pkg.	K4468-10						
Prism® Wall Mount with Mechanized Cleaning MERV 16 Filter Base Unit Dual Arm	K3681-2	115/1/60	0.5A	Cellulose-Polyester MERV 16/ 568 [52]	1200	38 x 34 x 36 [970 x 860 x 910]	290 [131]
w/ 10 ft. Arm w/Arc Sensor and Prism® 2400 Fan One-Pak® Pkg.	K4468-7		9.4A (for each Prism® 2400 Fan)				—
w/ 13 ft. Arm and Prism® 2400 Fan One-Pak® Pkg.	K4468-11						
w/ 5-8 ft. Telescopic Arm and Prism® 2400 Fan One-Pak® Pkg.	K4468-14						
w/ 5-8 ft. Telescopic Arm w/Arc Sensor and Prism® 2400 Fan One-Pak® Pkg.	K4468-16						

Fume Extraction Arms

Built with the Welder in Mind

- Ultra-light dent and scratch-resistant material
- 360 degree rotatable hood
- Advanced spring-balanced internal mechanism holds the position you set



Processes

- Stick
- TIG
- MIG
- Flux-Cored

Literature

E13.16

- *Made in the USA of US and foreign content*

Product Name	Product Number	Use With	Arm Length ft (m)	CFM with Prism® 2400 Fan (with no filtration)	H x W in (mm)	Net Wt. lb (kg)
Prism® Flexible 10 ft	K2633-5	Prism® Mobile	10 (3.1)	760	8 x 118 (203 x 3000)	33 (15)
	K1655-8	Prism® Wall Mount				
Prism® Flexible 10 ft (w/ Arc Sensor/Lamp Kit)	K2633-6	Prism® Mobile				34 (15.4)
Prism® Flexible 13 ft	K2633-7	Prism® Mobile	13 (4.1)	760	8 x 157 (203 x 4000)	37 (16.7)
	K1655-9	Prism® Wall Mount				
Prism® Flexible 13 ft (w/ Arc Sensor/Lamp Kit)	K2633-8	Prism® Mobile				38 (17)
Prism® Flexible 13 ft (Low Ceiling)	K1655-13	Prism® Wall Mount				33 (15)
Prism® Flexible 7 ft	K1655-12	Prism® Wall Mount	6.5 (2.0)	760	8 x 85 (203 x 2160)	33 (15)
Prism® Telescopic 3-4.5 ft	K1655-10	Prism® Wall Mount	Variable from 3.0-4.5 (1.0-1.5)	780	8 x 39.5-55 (203 x 1000-1400)	15.4 (7)
Prism® Telescopic 4-6 ft	K1655-15	Prism® Wall Mount	Variable from 4.0-6.0 (1.2-1.8)		8 x 48 - 72 (203 x 1220 - 1830)	57 (26)
Prism® Telescopic 5-8 ft	K1655-14	Prism® Wall Mount	Variable from 5.0-8.2 (1.5-2.5)		8 x 62-100.5 (203 x 1575-2553)	59.5 (27)

Prism® Down Draft

All in One Workbench and Extraction System

- Prism® Down Draft models feature strong back and down draft extraction capacity, 3 stage spark arrestor and sizable 560 ft² (52 m²) of filter media
- Automatic Filter Cleaning: The on-board Mechanized Cleaning model uses blasts of compressed air (external resource) to knock particulate from the filter surfaces, extending the time interval between filter replacements.
- The Prism® Down Draft Direct model is designed for fabricators that prefer to add their own extraction system to the downdraft table



Shown: Prism® Down Draft

Processes

- Stick
- TIG
- MIG
- Flux-Cored
- Plasma Cutting
- Grinding⁽¹⁾

Input⁽²⁾



Literature

- E13.50 Prism® Down Draft
- E13.53 Prism® Down Draft Direct

· 3-Year Warranty

- Made in the USA of US and foreign content

⁽¹⁾ Not suitable for use when grinding Aluminum, Magnesium or other explosive materials.

⁽²⁾ Down Draft only.

Product Name	Product Number	Input Power Voltage/Phase/Hertz	Input Current @ Rated Output	Filter Type	Filter Size ft ² (m ²)	Air Flow CFM	H x W x D ⁽¹⁾ in (mm)	Net Wt. lb (kg)
Prism® Down Draft With Mechanized Cleaning	K2751-11	208-230/460/3/60	11.7-10.5/5.4A	MERV 16	560 (52)	N/A	61.6 x 54.7 x 39.2 (1565 x 1389 x 996)	718 (326)
	K2751-16	575/3/60	3.8A					
Prism® Down Draft	K2751-10	208-230/460/3/60	11.7-10.5/5.4A	MERV 16	560 (52)	N/A	61.6 x 54.7 x 39.2 (1565 x 1389 x 996)	683 (311)
	K2751-14	575/3/60	3.8A					
Prism® Down Draft Direct	K2751-9	N/A	N/A	No Filtration	N/A	N/A	54.7-61.7 x 36 x 54.1 (1389-1567 x 914.4 x 1374.1)	330 (150)

⁽¹⁾For Prism® Down Draft and Prism® Down Draft With Mechanized Cleaning: With height adjustments: 1.5 in. (38 mm) additional height for leveling. With Wheel Kit: 62.9 in. (1598 mm) height.

Modular Extraction Hood

Modular. Effective. Multi-Process.

- Engineered to contain and extract welding, cutting, arc gouging and grinding fume from the work environment
- Perimeter pull technology maximizes fume extraction effectiveness at lower airflow rates
- Modular aluminum construction enables easy assembly, cleaning and service



Processes

- Stick
- TIG
- MIG
- Flux-Cored
- Plasma Cutting
- Arc Gouging
- Grinding⁽¹⁾

Literature

MC12-05

⁽¹⁾ Not suitable for use when grinding Aluminum, Magnesium or other explosive materials.

Product Name	Product Number/Sizes	Recommended Extraction Capacity	Recommended Air Velocity in Connected Duct
Modular Extraction Hood	See MC12-05 for full list of product numbers and sizes	290-474 CFM per square meter of hood (27-44 CFM per square foot of hood)	3,000-3,500 ft/min

Prism® Exhaust Hoods

Simple. Flexible. Cost Effective.

- Manage your automation welding & cutting fume extraction with cost-effective simplicity.
- Capture fume without sacrificing quality and efficiency.
- With its modular design and extensive range of standard sizes, customize a Prism® Exhaust Hood to fit your exact automation cell dimensions.
- Maximize your fume management strategy by pairing your hood with a Prism® or Prism® Compact system.



Processes

- Stick
- TIG
- MIG
- Flux-Cored
- Plasma Cutting
- Arc Gouging
- Grinding⁽¹⁾

Literature

E13.120

⁽¹⁾ Not suitable when grinding aluminum, magnesium, or other materials which may produce explosive dust

Welding Booths and Tables

Create an Effective and Efficient Space for Teaching

- All booth materials and designs meet AWS guidelines
- Freestanding weld booths can be sized and configured to suit your environment
- Options include work table, welding curtain, locking storage cabinet, and LED light kits
- Optimal 7.5 foot (2.3 m) Height
- Use against a wall or back-to-back in any open space configuration
- Heavy duty panels are powder-coated with anti-reflective black finish paint



Standard Weld Table
[Half-Moon]

Pipe Weld Table

Processes

- (Dependent on welding power source)
- Stick
 - TIG
 - MIG
 - Flux-Cored
 - Plasma Cutting
 - Oxyfuel Cutting

Literature

E13.51

Product Name	Product Number	Panel Construction	Reinforced Frame	Interior Dimensions W x D, ft (m)	Exterior Overall Dimensions W x D, ft (m)	Height ft (m)
Welding Booth Single		16 Gauge sheet metal	11 Gauge angle	4 x 4 (1.21 x 1.21)	4.5 x 5 (1.3 x 1.5)	7.5 (2.28)
				5 x 5 (1.52 x 1.52)	5.5 x 6 (1.6 x 1.8)	
				6 x 6 (1.82 x 1.82)	6.5 x 7 (1.9 x 2.1)	
Welding/Work Tables						
Standard Weld Table	K5248-5					
Pipe Weld Table	K5248-6					
Weld Table 32 x 16 with 82 inch post, PLTFM	K5248-1					
Weld Table 47 x 20 with 85 inch post, ADJ PFM, ADA	K5248-2					
Weld Table 47 x 19 with 82 inch post, PLTFM	K5248-3					
Floor-Mounted Post 82 inch ADJ, PFM	K5248-4					
Weld Locker Single						

Welding Booths and Tables are specifically configured per customer application. Please contact your local Lincoln Electric Sales Representative for quotation.

Product Name	Product Number	Number of Strips	Strip Width in (mm)	Strip Thickness in. (mm)	Strip Overlap	Strip Color
Booth Curtain Kit, 50 in. W x 66 in. H	K5249-1	8	8 (203)	0.08 (2)	50%	Red
Booth Curtain Kit, 62 in. W x 66 in. H	K5249-2	10				
Booth Curtain Kit, 74 in. W x 66 in. H	K5249-3	12				
Booth Curtain Kit, 86 in. W x 66 in. H	K5249-4	15				
Booth Curtain Kit, 98 in. W x 66 in. H	K5249-5	17				

Compliant with AWS F2.3m-2011

Prism® Filter Bank

High Efficiency Industrial Fume Extraction and Filtering

- Ideal for filtering fume and particulate generated by welding, cutting, arc gouging and grinding
- Multi-flow technology disperses incoming air evenly throughout the filter bank, resulting in longer filter life
- Pulse amplifier technology creates a uniform, high-energy pulse of compressed air to clean the filters
- Available with 4-72 filter cartridges



Processes

- Stick
- TIG
- MIG
- Flux-Cored
- Plasma Cutting
- Arc Gouging
- Grinding⁽¹⁾

Input



Literature

MC12-05

⁽¹⁾ Not suitable for use when grinding Aluminum, Magnesium or other explosive materials.

Product Name	Filter Type	Fan Sizes HP
Prism® Filter Bank (4 to 72 filter cartridges)	MERV 11, MERV 16 or MERV 16 PTFE Oil Resistant MERV 11, or Oil Resistant MERV 16	7.5-100 (sold separately)

Prism® Central System

Fume Extraction System

- Configurable – connect multiple systems to fit your needs
- VFD (Variable Frequency Drive) Comes Standard
- Quiet Operation
- Simple Maintenance
- Efficient Vertical Filters
- Certified Prism® Thermal Suppression Available



Shown: Prism® 12 with top-mount fan

Processes

- Stick
- TIG
- MIG
- Flux-Cored
- Plasma Cutting
- Arc Gouging
- Grinding⁽¹⁾

Input



Literature

E13.109

⁽¹⁾ Not suitable for use when grinding Aluminum, Magnesium or other explosive materials.

Product Name	Product Number	Input Power Voltage/Phase/Hz	Motor (hp)	Input Current (amps)	No. of Filters ⁽³⁾	Filter Cleaning Control	Air Flow CFM	Inlet Dia in (mm)	H x W x D in (mm)	Clearance Needed	Net Wt. lb (kg)
Prism® 4 5 HP Model	AD1326-17	380-480V/3-/50-60Hz 575V option ⁽¹⁾	5	7.5	4	Pressure-based	2750 @ 7 in. WG	1 on back @ 16 (406)	163 x 45 x 75 (4140 x 1143 x 1905)	3.5 ft (min.) in front to change filters	1475 (669)
5 HP Model w/Prism® Thermal Suppression	AD1326-20										1620 (735)
10 HP Model	AD1326-18		10	14.5	4		3900 @ 7 in. WG	169 x 45 x 75 (4293 x 1143 x 1905)	3 ft (min.) for control panel access	1579 (716)	
10 HP Model w/Prism® Thermal Suppression	AD1326-21									1724 (782)	
10 HP Model	AD1326-19									5000 @ 7 in. WG 3300 @ 12 in. WG	1594 (723)
10 HP Model w/Prism® Thermal Suppression	AD1326-22										1739 (789)
Prism® 4 through Prism® 24	L17587-1 to -10	480V/3-/60Hz	15 to 100 ⁽²⁾	—	4 to 24	4500 to 31000 @ 12 in. WG	1 to 4 on back @ 16 (406) to 24 (610)	—	—	—	
Prism® 4 through Prism® 24 w/Prism® Thermal Suppression	L17587-12 to -18									—	

REDUCED-HEIGHT PRISM® - Same great Prism® features, 8 inches shorter

Prism® 4 through Prism® 12	L17587-19 to -23	480V/3-/60Hz	5 to 40	—	4 to 12	Pressure-based	4500 to 15000 @ 12 in. WG	1 to 2 on back @ 16 (406) to 24 (610)	—	—	—
Prism® 4 through Prism® 12 w/Prism® Thermal Suppression	L17587-24 to -27										—

⁽¹⁾ Optional motor and variable frequency drive available for 575V/3-phase power applications.

⁽²⁾ Exhaust fan, silencer, and variable frequency drive specified separately.

⁽³⁾ MERV 11, MERV 16, and MERV 16 PTFE filters sold separately.

Prism[®] Compact

Compact Welding and Cutting Air Filtration System

- Reduced Height
- Crane-less Installation
- VFD (Variable Frequency Drive) Comes Standard
- Quiet Operation
- Simple Maintenance
- Efficient Vertical Filters
- Certified Prism[®] Thermal Suppression Available



Shown: AD2455-3

Processes

- Stick
- TIG
- MIG
- Flux-Cored
- Plasma Cutting
- Arc Gouging
- Grinding⁽¹⁾

Input



Literature

E13.110.1

⁽¹⁾ Not suitable for use when grinding Aluminum, Magnesium or other explosive materials.

Product Name	Product Number	Input Power Voltage/Phase/Hertz	Horsepower	Input Current [amps]	No. of Filters*	Airflow CFM	Inlet Diameter in. (mm)	Clearance Needed	Filter Cleaning Controls	H x W x D in. (mm)	Net Wt. lb (kg)
Prism [®] Compact 5 HP	AD2455-1	380-480V/3-Phase/60Hz	5 HP	7.5	4	2400 @ 8 in. w.g.	1 on back pointing up	3.5 ft min for front 1.5 ft min for 1 side	Pressure based	114 x 45 x 70 [2896 x 1143 x 1778]	1563 [709]
Prism [®] Compact 10 HP	AD2455-2		10 HP	14		5000 @ 10 in. w.g.	@ 45° 16 [406]			114 x 45 x 72 [2896 x 1143 x 1829]	1630 [739]
Prism [®] Compact 5 HP	AD2455-5		5 HP	7.5	4	2400 @ 8 in. w.g.	1 on back pointing down	114 x 45 x 70 [2896 x 1143 x 1778]		1563 [709]	
Prism [®] Compact 10 HP	AD2455-6		10 HP	14		5000 @ 10 in. w.g.	@ 45° 16 [406]	114 x 45 x 72 [2896 x 1143 x 1829]		1630 [739]	
Prism [®] Compact 5 HP w/Prism [®] Thermal Suppression	AD2455-3		5 HP	7.5	4	2400 @ 8 in. w.g.	1 on back pointing up @ 45° 16 [406]	120 x 53 x 70 [3048 x 1345 x 1778]		1661 [753]	
Prism [®] Compact 10 HP w/Prism [®] Thermal Suppression	AD2455-4		10 HP	14		5000 @ 10 in. w.g.		120 x 53 x 72 [3048 x 1345 x 1829]		1727 [783]	
Prism [®] Compact 5 HP w/Prism [®] Thermal Suppression	AD2455-7		5 HP	7.5	4	2400 @ 8 in. w.g.	1 on back pointing down @ 45° 16 [406]	120 x 53 x 70 [3048 x 1345 x 1778]		1661 [753]	
Prism [®] Compact 10 HP w/Prism [®] Thermal Suppression	AD2455-8		10 HP	14		5000 @ 10 in. w.g.		120 x 53 x 72 [3048 x 1345 x 1829]		1727 [783]	
Prism [®] Compact 5 HP (outdoor installation)	AD2455-9		5 HP	7.5	4	2400 @ 8 in. w.g.	1 on back pointing up @ 45° 16 [406]	114 x 45 x 70 [2896 x 1143 x 1778]		1563 [709]	

*NOTE: Sold separately. MERV 11, MERV 16 and MERV 16 PTFE available.

Prism® Circulator® 4000

Make a Cleaner Work Environment

- Free-standing general filtration system for weld fume control; ideal for manufacturing and fabrication facilities, and offers an economical alternative to a push/pull system
- Intended to supplement an existing source extraction system as well as natural draft/forced ventilation to reduce overall concentration of welding fume, dust and dirt in operator areas
- Green Drive™ control system reduces energy costs and increases filter life by continually monitoring operation and automatically adjusting airflow to maintain optimal performance levels
- Automatic Filter Cleaning System. Each time the system is switched off, an automatic cleaning cycle takes place. During this cycle the filter cartridges are cleaned by blasts of compressed air. The dislodged particulate is deposited in the drum beneath the filter

K5140-1 Prism® Circulator 4000, 480V
K5140-2 Prism® Circulator 4000, 230V



Processes

- Stick
- TIG
- MIG
- Flux-Cored
- Metal-Cored

Input



Push/Pull Systems

Improve General Workplace Air Quality

- Remove fume and metal particulate layer from the air of your metalworking facility before it settles back to the floor
- Ideal for environments where workers are in spaces where effective source capture is difficult
- Effective when fabricating large weldments and when the welder needs to frequently change positions

Contact your local TSR who can put you in touch with a Lincoln Electric Environmental Sales Specialist.



Push/Pull System installed at Elgin Sweeper Company

Processes

- Stick
- TIG
- MIG
- Flux-Cored
- Metal-Cored

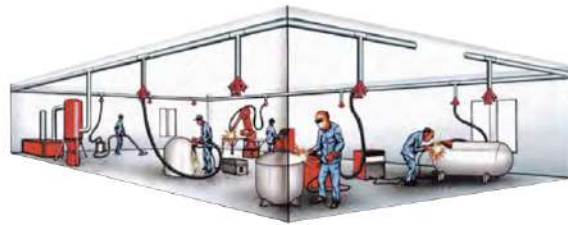
Literature

MCT-106

High Vacuum Central Systems

Compact Multi-Station Source Extraction

- A cost effective choice that uses a central turbine and filter to supply suction throughout the plant
- Uses smaller ductwork and lower airflow values



Processes

- Stick
- TIG
- MIG
- Flux-Cored
- Grinding^{††}

Literature

MC11-107

^{††} Not suitable for use when grinding Aluminum, Magnesium or other explosive materials.

Low Vacuum Central Systems

Low Noise Multi-Station Source Extraction

- Low-vacuum, exhaust systems for source capture applications
- Ideal for addressing welding fume removal in educational environments and manufacturing plants that require multiple station drops
- Easy arm positioning, low noise levels
- Optional automatic On/Off control reduces energy costs



Processes

- Stick
- TIG
- MIG
- Flux-Cored
- Plasma Cutting
- Grinding^{††}

Literature

MC11-107

^{††} Not suitable for use when grinding Aluminum, Magnesium or other explosive materials.

Prism[®] Thermal Suppression

Prevention, Detection, Suppression

- Prevent fire with a Spark Guardian[™] spark arrestor and an Oil Guardian[™] limestone feeder. The Spark Guardian helps to keep sparks and cigarette butts from reaching the combustible filter or dustbin debris. The Oil Guardian continuously injects limestone powder into the fume control system ductwork which absorbs vaporized oil generated when welding on oily parts. The resulting dry matter is blown off the filters during the cleaning cycle.
- The Prism[®] Thermal Suppression system mitigates risk of thermal events caused by welding and cutting particulate entering the fume extraction unit. This fully integrated fire suppression system is UL-listed, FM-approved and a recommended option by Lincoln Electric.



Processes

- Stick
- TIG
- MIG
- Flux-Cored
- Plasma Cutting
- Grinding^{††}

Product Number

See Accessories page at end of section

Literature

MC12-20 (Spark Guardian, Oil Guardian)

MC19-157 (Prism[®] Thermal Suppression)

^{††} Not suitable for use when grinding Aluminum, Magnesium or other explosive materials.



What's Included

Base Model/Unit Includes » Some base models include a set of specific standard accessories

One-Pak® Packages » Assembly required

Ready-Pak® Packages » Fully assembled

X-Tractor® Mini

Base Model [K3972-3]

- 8 ft. length x 1.75 in. I.D. (2.4 m x 45 mm) extraction hose
- LongLife-H main filter
- HEPA filter
- Pre-Filter
- 2 spare sets of carbon brushes and seals for motors

with EN 20 Nozzle [K3972-5]

- Everything listed above [K3972-3]
- EN 20 Nozzle, Bell Shaped [K2389-5]

X-Tractor® 1 Fume Gun

Base Models [K652-1, K652-2]

- Adapter for 1.75 in. (45 mm) hose
- 16 ft. x 1.75 in. (4.8 m x 45 mm) diameter flexible hose
- 2 spare sets of carbon brushes for motors
- Filter cartridge
- 12 ft. (3.6 m) power cord

One-Pak® Package [K4260-4]

- Everything listed above [K652-1]
- Aluminum Suction Nozzle w/Magnetic Mounting

Prism® Direct Exhaust Fan

Required Accessories

- Hose and Hood Set, 16 ft. (4.9 m)
- Exhaust or Extension Hose Set, 16 ft. (4.9 m)

One-Pak® Package [K4260-3]

- Prism® Direct Exhaust Fan Base Model [K1666-3]
- Hose and Hood Set [K1668-1]
- Exhaust or Extension Hose Set [K1668-2]

Prism® Mobile

Required Accessories

- Extraction Arm
- Hose and Hood Kit

Base Models [MERV14: K1653-4, K2497-12; MERV16: K1653-5]

- Filter
- Plastic housing
- Flexible Hose, 8 in. (203 mm)
- 19 ft. (6 m) 115 VAC Input Power Cord [not on K2497-12]
- Transformer Relay Kit

MERV14 [K4259-2] and MERV16 [K4259-6]

One-Pak® Package

- Everything listed for a Base Model
- 10 ft (3.0 m) Extraction Arm

MERV14 [K4259-3] and MERV16 [K4259-7]

One-Pak® Package

- Everything listed for a Base Model
- 10 ft (3.0 m) Extraction Arm & Arc Sensor/Lamp Kit

MERV14 [K4259-4] and MERV16 [K4259-8]

One-Pak® Package

- Everything listed for a Base Model
- 13 ft (4.0 m) Extraction Arm

MERV14 [K4259-5] and MERV16 [K4259-9]

One-Pak® Package

- Everything listed for a Base Model
- 13 ft (4.0 m) Extraction Arm & Arc Sensor/Lamp Kit

What's Included

Base Model/Unit Includes » Some base models include a set of specific standard accessories

One-Pak® Packages » Assembly required

Ready-Pak® Packages » Fully assembled

Prism® Mobile with Mechanized Cleaning

Required Accessories

- Extraction Arm
- Hose and Hood Kit

Base Models (MERV14: K1741-3, K2497-14; MERV16: K1741-4)

- Filter
- Plastic housing
- Flexible Hose, 8 in. (203 mm)
- 19 ft. (6 m) 115 VAC Input Power Cord (not on K2497-14)
- Transformer Relay Kit

MERV14 (K4384-1) and MERV16 (K4384-5)

One-Pak® Package

- Everything listed for a Base Model
- 10 ft (3.0 m) Extraction Arm

MERV14 (K4384-2) and MERV16 (K4384-6)

One-Pak® Package

- Everything listed for a Base Model
- 10 ft (3.0 m) Extraction Arm & Arc Sensor/Lamp Kit

MERV14 (K4384-3) and MERV16 (K4384-7)

One-Pak® Package

- Everything listed for a Base Model
- 13 ft (4.0 m) Extraction Arm

MERV14 (K4384-4) and MERV16 (K4384-8)

One-Pak® Package

- Everything listed for a Base Model
- 13 ft (4.0 m) Extraction Arm & Arc Sensor/Lamp Kit

X-Tractor® 2, 4 and 6 Fume Guns

Required Accessories

- Nozzles or Fume Extraction Guns
- Connection Kits
- Hoses, Adapters

Base Models (2: K3965-1, K3965-2; 4: K3966-1, K3966-2; 6: K3967-1, K3967-2)

- Filter Cartridge
- Automatic Filter Cleaning System
- Internal Compressed Air Regulator
- Automatic Operation Connection
- Starter/Overload Switch

Prism® Wall Mount Single Arm

Required Accessories

- Extraction Arm
- Stationary Fan
- Starter Overload Switch or Lamp with Arc Sensor
- Wall Mounting Bracket

Base Models (MERV14: K1654-4; MERV16: K1654-6)

- Filter
- Filter Housing
- Hose - 8 in. (203 mm) diameter, 4.9 ft. (1.5 m) long
- Hose Clamps - 8 in. (203 mm) (Qty. 2)
- Rubber Seal
- Mounting Bracket
- Reducer

One-Pak® Package (K4261-2)

- Everything listed above for a Base Model
- 10 ft (3.0 m) Extraction Arm
- Starter Overload Switch
- Wall Mounting Bracket
- Prism® 2400 Stationary Fan

One-Pak® Package (K4261-3)

- Everything listed above for a Base Model
- 13 ft (4.0 m) Extraction Arm
- Starter Overload Switch
- Wall Mounting Bracket
- Prism® 2400 Stationary Fan

One-Pak® Package (K4261-4)

- Everything listed above for a Base Model
- 3-4.5 ft (1.0-1.5 m) Telescopic Arm
- Starter Overload Switch
- Wall Mounting Bracket
- Prism® 2400 Stationary Fan

One-Pak® Package (K4261-5)

- Everything listed above for a Base Model
- 5-8 ft (1.5-2.5 m) Telescopic Arm
- Starter Overload Switch
- Prism® 2400 Stationary Fan

One-Pak® Package (K4261-6)

- Everything listed above for a Base Model
- 10 ft (3.0 m) Extraction Arm & Arc Sensor/Lamp Kit
- Wall Mounting Bracket
- Prism® 2400 Stationary Fan

What's Included

Base Model/Unit Includes » Some base models include a set of specific standard accessories

One-Pak® Packages » Assembly required

Ready-Pak® Packages » Fully assembled

Prism® Wall Mount Single Arm, con't.

One-Pak® Package (K4261-7)

- Everything listed above for a Base Model
- 3-4.5 ft (1.0-1.5 m) Telescopic Arm & Arc Sensor/Lamp Kit
- Wall Mounting Bracket
- Prism® 2400 Stationary Fan

Prism® Wall Mount Dual Arm

Required Accessories

- Extraction Arm (Qty. 2)
- Stationary Fan (Qty. 2)
- Overload Switch or Arc Sensor/Lamp Kit (Qty. 2)
- Wall Mounting Brackets (Qty. 2)

Base Model (200-M MERV 14: K1654-5)

- Filter
- Filter Housing
- Hoses, 8 in. (203 mm) diameter (Qty. 2)
- Hose Clamps, 8 in. (203 mm) diameter (Qty. 4)
- Rubber Seals (Qty. 2)
- Non-Return Valves, 8 in. (203 mm) (Qty. 2)
- Reducers (Qty. 2)
- Adapters (Qty. 2)
- Mounting Bracket

One-Pak® Package (K4261-8)

- Everything listed above for a Base Model
- 10 ft (3.0 m) Extraction Arm (Qty. 2)
- Starter Overload Switch (Qty. 2)
- Wall Mounting Bracket (Qty. 2)
- Prism® 2400 Stationary Fan (Qty. 2)

One-Pak® Package (K4261-9)

- Everything listed above for a Base Model
- 13 ft (4.0 m) Extraction Arm (Qty. 2)
- Starter Overload Switch (Qty. 2)
- Wall Mounting Bracket (Qty. 2)
- Prism® 2400 Stationary Fan (Qty. 2)

One-Pak® Package (K4261-10)

- Everything listed above for a Base Model
- 3.0-4.5 ft (1.0-1.5 m) Telescopic Arm (Qty. 2)
- Starter Overload Switch (Qty. 2)
- Wall Mounting Bracket (Qty. 2)
- Prism® 2400 Stationary Fan (Qty. 2)

One-Pak® Package (K4261-11)

- Everything listed above for a Base Model
- 5-8 ft (1.5-2.5 m) Telescopic Arm (Qty. 2)
- Starter Overload Switch (Qty. 2)
- Prism® 2400 Stationary Fan (Qty. 2)

One-Pak® Package (K4261-12)

- Everything listed above for a Base Model
- 10 ft (3.0 m) Extraction Arm & Arc Sensor/Lamp Kit (Qty. 2)
- Wall Mounting Bracket (Qty. 2)
- Prism® 2400 Stationary Fan (Qty. 2)

One-Pak® Package (K4261-13)

- Everything listed above for a Base Model
- 3-4.5 ft (1.0-1.5 m) Telescopic Arm & Arc Sensor/Lamp Kit (Qty. 2)
- Wall Mounting Bracket (Qty. 2)
- Prism® 2400 Stationary Fan (Qty. 2)

What's Included

Base Model/Unit Includes » Some base models include a set of specific standard accessories

One-Pak® Packages » Assembly required

Ready-Pak® Packages » Fully assembled

Prism® Wall Mount with Mechanized Cleaning Single Arm

Base Model (MERV 16: K3681-1)

- Base Unit
- Complete Filter Unit
- 8 in. Diameter Connection Hoses, Extended Length 59 in. (1)
- 8 in. Diameter Hose Clamps (2); Reducers (1); Inlet Flanges (1); Sealing Rings (1); Rubber Sealing Bands (2)
- Mounting Bracket

MERV 16 One-Pak® Package (K4468-1)

- Everything listed above for a Base Model
- 10 ft (3.0 m) Extraction Arm
- Starter Overload Switch
- Wall Mounting Bracket
- Prism® 2400 Stationary Fan

MERV 16 One-Pak® Package (K4468-2)

- Everything listed above for a Base Model
- 10 ft (3.0 m) Extraction Arm w/7 ft (2.1 m) Ext. Crane
- Starter Overload Switch
- Prism® 4200 Stationary Fan

MERV 16 One-Pak® Package (K4468-3)

- Everything listed above for a Base Model
- 10 ft (3.0 m) Extraction Arm w/14 ft. (4.3m) Ext. Crane
- Starter Overload Switch
- Prism® 4200 Stationary Fan

MERV 16 One-Pak® Package (K4468-5)

- Everything listed above for a Base Model
- 10 ft (3.0 m) Extraction Arm w/Arc Sensor
- Wall Mounting Bracket
- Prism® 2400 Stationary Fan

MERV 16 One-Pak® Package (K4468-6)

- Everything listed above for a Base Model
- 10 ft (3.0 m) Extraction Arm w/Arc Sensor & 7 ft (2.1 m) Ext. Crane
- Prism® 4200 Stationary Fan

MERV 16 One-Pak® Package (K4468-8)

- Everything listed above for a Base Model
- 13 ft (4.0 m) Extraction Arm
- Starter Overload Switch
- Wall Mounting Bracket
- Prism® 2400 Stationary Fan

MERV 16 One-Pak® Package (K4468-9)

- Everything listed above for a Base Model
- 13 ft (4.0 m) Extraction Arm w/7 ft (2.1 m) Ext. Crane
- Starter Overload Switch
- Prism® 4200 Stationary Fan

MERV 16 One-Pak® Package (K4468-10)

- Everything listed above for a Base Model
- 13 ft (4.0 m) Extraction Arm w/14 ft. (4.3m) Ext. Crane
- Starter Overload Switch
- Prism® 4200 Stationary Fan

MERV 16 One-Pak® Package (K4468-13)

- Everything listed above for a Base Model
- 5-8 ft (1.5-2.5 m) Telescopic Arm
- Starter Overload Switch
- Prism® 2400 Stationary Fan

MERV 16 One-Pak® Package (K4468-15)

- Everything listed above for a Base Model
- 5-8 ft (1.5-2.5 m) Telescopic Arm w/Arc Sensor
- Prism® 2400 Stationary Fan

What's Included

Base Model/Unit Includes » Some base models include a set of specific standard accessories

One-Pak® Packages » Assembly required

Ready-Pak® Packages » Fully assembled

Prism® Wall Mount with Mechanized Cleaning Dual Arm

Base Model

- Base Unit
- Complete Filter Unit
- 8 in. Diameter Connection Hoses, Extended Length, 59 in. (2)
- 8 in. Diameter Hose Clamps (4); Reducers (2); Inlet Flanges (2); Sealing Rings (2); Rubber Sealing Bands (4)
- Non-Return Valves (2)
- Mounting Bracket

MERV 16 One-Pak® Package (K4468-7)

- Everything listed above for a Base Model
- 10 ft (3.0 m) Arm w/Arc Sensor (Qty. 2)
- Wall Mounting Bracket (Qty. 2)
- Prism® 2400 Stationary Fan (Qty. 2)

MERV 16 One-Pak® Package (K4468-11)

- Everything listed above for a Base Model
- 13 ft (4.0 m) Arm (Qty. 2)
- Starter Overload Switch (Qty. 2)
- Wall Mounting Bracket (Qty. 2)
- Prism® 2400 Stationary Fan (Qty. 2)

MERV 16 One-Pak® Package (K4468-14)

- Everything listed above for a Base Model
- 5-8 ft (1.5-2.5 m) Telescopic Arm (Qty. 2)
- Starter Overload Switch (Qty. 2)
- Prism® 2400 Stationary Fan (Qty. 2)

MERV 16 One-Pak® Package (K4468-16)

- Everything listed above for a Base Model
- 5-8 ft (1.5-2.5 m) Telescopic Arm w/Arc Sensor (Qty. 2)
- Prism® 2400 Stationary Fan (Qty. 2)

MERV 16 One-Pak Package (K4468-4)

- Everything listed above for a Base Model
- 10 ft. (3.0 m) Arm w/7 ft. (2.1 m) Ext. Crane (Qty. 2)
- Starter Overload Switch (Qty. 2)
- Prism® 4200 Stationary Fan (Qty. 2)

MERV 16 One-Pak Package (K4468-12)

- Everything listed above for a Base Model
- 13 ft. (4.0 m) Arm w/14 ft. (4.3 m) Ext. Crane (Qty. 2)
- Starter Overload Switch (Qty. 2)
- Prism® 4200 Stationary Fan (Qty. 2)

Prism® Down Draft Direct, Prism® Down Draft Table, Prism® Down Draft Table with Mechanized Cleaning

Base Model (K2751-9, K2751-10, K2751-13, K2751-14, K2751-11, K2751-15, K2751-16)

- Sturdy Welding Table
- Backdraft Panel
- Side Panels
- Filters & Controls (not on Down Draft Direct model)

Modular Extraction Hood

Required Accessories

- Exhaust Fan and Controls
- Filtration Unit

Prism® Filter Bank

Base Model

- Filter Bank
- Dust Drum(s)

PRISM® 4

Prism® 4 System (5 HP: AD1326-17; 10 HP/3900 CFM: AD1326-18; 10 HP/5000 CFM: AD1326-19)

- Filtration Unit
- Dust Collection Bin
- Exhaust Fan
- Stand
- Control Package
- Exhaust Silencer

Accessories

Product Name	Product No.	X-Tractor® Mini		X-Tractor® 1 Fume Gun		Prism® Direct Exhaust Fan		Prism® Mobile			Prism® Mobile with Mechanized Cleaning		X-Tractor® 2 Fume Guns		X-Tractor® 4 Fume Guns		X-Tractor® 6 Fume Guns		
		Base Model	Base Model	Base Model	Base Model	Base Model	Base Model	Base Model	Base Model	Base Model	Base Model	Base Model	Base Model	Base Model	Base Model	Base Model	Base Model	Base Model	
		K3972-3	K2497-18	K652-1	K652-2	K1666-3	K2497-11	K1653-4	K1653-5	K2497-12	K1741-3	K1741-4	K2497-14	K3965-1	K3965-2	K3966-1	K3966-2	K3967-1	K3967-2
REQUIRED																			
Hose and Hood Set, 16 ft. (4.9 m)	K1668-1					•	•												
Exhaust or Extension Hose Set, 16 ft. (4.9 m)	K1668-2					•	•												
Hose and Hood Kit	K1668-3							•	•		•	•							
10 ft. (3 m) Extraction Arm	K2633-5							•	•	•	•	•	•						
13 ft. (4 m) Extraction Arm	K2633-7							•	•	•	•	•	•						
10 ft. (3 m) Extraction Arm w/Lamp	K2633-6							•	•	•	•	•	•						
13 ft. (4 m) Extraction Arm w/Lamp	K2633-8							•	•	•	•	•	•						
GENERAL																			
EN 20 Extraction Nozzle	K2389-5	•	•	•	•								•	•	•	•	•	•	•
SHM-300 Suction Head for Manual Welding, 12 in. (300 mm)	K639-1	•	•	•	•								•	•	•	•	•	•	•
SHFA Flat Suction Head with Flexible Arm	K639-5	•	•	•	•								•	•	•	•	•	•	•
UNM Suction Head for Heavy Smoke	K639-6	•	•	•	•								•	•	•	•	•	•	•
NKT Nozzle Kit, 1 in. x 8 ft. Hose (254 mm x 2.4 m), 1.75 in. (45 mm) Hose Adapter	K2389-3	•	•	•	•								•	•	•	•	•	•	•
NKC Nozzle Kit, 1 in. x 8 ft. Hose (254 mm x 2.4 m), 1.75 in. (45 mm) Hose Adapter	K2389-4	•	•	•	•								•	•	•	•	•	•	•
Extraction Hose, with Adapters, 1.75 in. x 16 ft. (45 mm x 4.9 m)	K2389-8	•	•	•	•								•	•	•	•	•	•	•
Extraction Hose, with Adapters, 1.75 in. x 8 ft. (45 mm x 2.4 m)	K2389-9	•	•	•	•								•	•	•	•	•	•	•
Extraction Hose, 1 in. x 8 ft. (25 mm x 2.5 m)	K4111-8			•	•								•	•	•	•	•	•	•
Extraction Hose, 1 in. x 25 ft. (25 mm x 7.6 m)	K4111-25			•	•								•	•	•	•	•	•	•
Extraction Hose, 1.75 in. x 8 ft. (45 mm x 2.5 m)	K4113-8			•	•								•	•	•	•	•	•	•
Extraction Hose, 1.75 in. x 25 ft. (45 mm x 7.6 m)	K4113-25			•	•								•	•	•	•	•	•	•
Extraction Hose, 3 in. x 8 ft. (76 mm x 2.5 m)	K4114-8												•	•	•	•	•	•	•
Extraction Hose, 3 in. x 25 ft. (76 mm x 7.6 m)	K4114-25												•	•	•	•	•	•	•

• Required • Optional

Accessories

Product Name	Product No.	X-Tractor® Mini		X-Tractor® 1 Fume Gun		Prism® Direct Exhaust Fan		Prism® Mobile		Prism® Mobile with Mechanized Cleaning		X-Tractor® 2 Fume Guns		X-Tractor® 4 Fume Guns		X-Tractor® 6 Fume Guns			
		Base Model	Base Model	Base Model	Base Model	Base Model	Base Model	Base Model	Base Model	Base Model	Base Model	Base Model	Base Model	Base Model	Base Model	Base Model	Base Model		
		K3972-3	K2497-18	K652-1	K652-2	K1666-3	K2497-11	K1653-4	K1653-5	K2497-12	K1741-3	K1741-4	K2497-14	K3965-1	K3965-2	K3966-1	K3966-2	K3967-1	K3967-2
GENERAL, CON'T.																			
Adapter, Hose-to-Tube, 1 in. to 1 in. (25.4-25.4 mm)	K3492-1			•	•									•	•	•	•	•	•
Adapter, Hose-to-Tube, 1.75 in. to 1.5 in. (44.5-38.1 mm)	K3492-2			•	•									•	•	•	•	•	•
Adapter, Hose-to-Tube, 1.75 in. to 1.75 in. (44.5-44.5 mm)	K3492-3			•	•									•	•	•	•	•	•
Adapter, Hose-to-Tube, 1.75 in. to 2 in. (44.5-50.8 mm)	K3492-4			•	•									•	•	•	•	•	•
Adapter, Hose-to-Tube, 3 in. to 3 in. (76.2-76.2 mm)	K3492-5													•	•	•	•	•	•
Connector, Hose-to-Hose, 1 in. to 1.75 in. (25.4-44.5 mm)	K4115-3			•	•									•	•	•	•	•	•
Connector, Hose-to-Hose, 1.75 in. to 1.75 in. (44.5-44.5 mm)	K2389-10	•	•	•	•									•	•	•	•	•	•
Connector, Hose-to-Hose, 3 in. to 3 in. (76.2-76.2 mm)	K4115-10													•	•	•	•	•	•
Hose Connection Outlet	K2389-2	•	•																
Wall Mounting Bracket	K2389-7	•	•																
Connection Kit, X-Tractor® 2 Fume Guns	K3968-1													•	•				
Connection Kit, X-Tractor® 4/6 Fume Guns	K3969-1															•	•	•	•
LongLife-H Filter	KP2390-1	•	•																
HEPA Filter	KP2390-4	•	•																
Pre-filter	KP2390-3	•	•																
X-Tractor® Mini Filter One-Pak®	KP2390-5	•	•																
Activated Carbon Filter	KP2389-1	•	•																
Activated Carbon Filter	KP1852-1							•	•	•									
Filter, X-Tractor® 1 Fume Gun, X-Tractor® 2 Fume Guns	KP2069-1			•	•									•	•				
Arc Sensor with Work Lamp for 10 ft Arm	K1669-13							•	•	•	•	•	•						
Arc Sensor with Work Lamp for 13 ft Arm	K1669-14							•	•	•	•	•	•						
Starter Overload Switch for 230V	K1494-3							•	•		•	•							
MERV 14 Filter	KP1673-1							•	•	•									
MERV 16 (HE) Nano Filter	KP1673-9							•	•	•									
MERV 14 Filter	KP1673-2										•	•	•						
MERV 16 (HE) Nano Filter	KP1673-10										•	•	•						
Pre-Filter	KP1673-5							•	•	•									
Pre-Filter	KP1673-6										•	•	•						
Filter, X-Tractor® 4 Fume Guns, 3G, 4G	KP2061-1															•	•		
Filter, X-Tractor® 6 Fume Guns	KP3984-1																	•	•

• Required • Optional

Accessories

Product Name	Product No.	Prism® Wall Mount		Prism® Wall Mount with Mechanized Cleaning		Prism® Down Draft Direct		Prism® Down Draft Table		Prism® Down Draft Table with Mechanized Cleaning	
		Base Model MERY 14 Single Arm	Base Model MERY 14 Dual Arm	Base Model MERY 16 Single Arm	Base Model MERY 16 Single Arm	Base Model MERY 16 Dual Arm	Base Model	Base Model	Base Model	Base Model	
REQUIRED FOR PRISM® WALL MOUNT SINGLE AND DUAL ARM¹⁰											
Extraction Arms [Category 2]											
Prism® Telescopic 3-4.5 ft. (1.0-1.5 m) Wall Mount Extraction Arm	K1655-10	•	•	•	•	•					
Prism® Wall Mount 7 ft. (2 m) Extraction Arm	K1655-12	•	•	•	•	•					
Prism® Wall Mount 10 ft. (3 m) Extraction Arm	K1655-8	•	•	•	•	•					
Prism® Wall Mount 13 ft. (4 m) Extraction Arm	K1655-9	•	•	•	•	•					
Prism® Wall Mount Low Ceiling 13 ft. (4 m) Extraction Arm	K1655-13	•	•	•	•	•					
Prism® Telescopic 4-6 ft. (1.2-1.8 m) Wall Mount Extraction Arm	K1655-15	•	•	•	•	•					
Prism® Telescopic 5-8 ft. (1.5-2.5 m) Wall Mount Extraction Arm	K1655-14	•	•	•	•	•					
Standard System [Category 3A] – Requires fan, starting control and mounting brackets											
Prism® 2400 Stationary Fan (115V/1HP)	K1656-9	•	•	•	•	•					
Prism® 2400 Stationary Fan (230V/1HP)	K2497-13	•	•	•	•	•					
Starter Overload Switch for 115V	K1494-2	•	•	•	•	•					
Starter Overload Switch for 230V	K1494-3	•	•	•	•	•					
Arc Sensor/Lamp Kit for Prism® 2400 Stationary Fan (115V)	K1669-4	•	•	•	•	•					
Prism® 2400 Wall Mounting Bracket (use with K1655-8 and K1655-9 Extraction Arms)	K1657-1	•	•	•	•	•					
Prism® 2400 Wall Mounting Bracket (use with K1655-10, K1655-12 and K1655-13 Extraction Arms)	K1657-2	•	•	•	•	•					
Extension Crane System [Category 3B] – Requires fan, starting control and extension crane											
Prism® 4200 Stationary Fan (2 HP)	K1656-4	•		•	•						
Starter/Overload Switch for Prism® 4200 Stationary Fan	K1494-10	•		•	•						
Arc Sensor/Lamp Kit for Prism® 4200 Stationary Fan	K1669-10	•		•	•						
Extension Crane, 7 ft. (2.1 m)	K1671-1	•		•	•						
Extension Crane, 14 ft. (4.3 m)	K1671-2	•		•	•						

Prism® Wall Mount and Prism® Wall Mount with Mechanized Cleaning ¹⁰For a Single Arm Package, choose one item from Category 2, and one item each from Systems 3A or 3B. For a Dual Arm Package, choose two items from Category 2, and two items each from System 3A or 3B (Prism® Wall Mount with Mechanized Cleaning only).

• Required • Optional

Accessories

Product Name	Product No.	Prism® Wall Mount			Prism® Wall Mount with Mechanized Cleaning		Prism® Down Draft Direct	Prism® Down Draft with Mechanized Cleaning	
		Base Model MERV 14 Single Arm	Base Model MERV 14 Dual Arm	Base Model MERV 16 Single Arm	Base Model MERV 16 Single Arm	Base Model MERV 16 Dual Arm	Base Model	Base Model	
		K1654-4	K1654-5	K1654-6	K3681-1	K3681-2	K2751-9	K2751-10, -13, -14	K2751-11, -15, -16
GENERAL									
230V Conversion Kit for Prism® 2400 Fan	K1750-1	•	•	•					
Air Exhaust Silencer	K1534-2	•	•	•					
Prism® Wall Mount Conversion Kit (Single to Dual Arm; 2 Required)	K1743-3	•							
Central System Connection Kit	K2752-10						•		
Dust Container	K2752-11						•		
Plasma Cutting Work Grid (max. 50A)	K2752-2						•	•	•
Working Light Kit	K2752-3						•	•	•
Mounting Kit for Bench Vise (cannot use with K2752-2)	K2752-8						•	•	•
Current Activated Start/Stop Sensor	K2752-4								•
Motion Activated Start/Stop Sensor	K2752-5								•
Wheel Kit - max. load 330 lb. (149.7 kg)	K2752-6							•	•
Silencer/Outlet Duct	K2752-7							•	•
Dust Tray Lid	K2752-9							•	•
Prism® Wall Mount MERV 14 Cellulose Filter	KP1673-1	•	•	•					
Prism® Wall Mount MERV 16 (HE) Filter	KP1673-9	•		•					
Prism® Wall Mount Activated Carbon Filter	KP1852-1	•	•	•					
Prism® Wall Mount Pre-Filter	KP1673-5	•	•	•					
Pre-Spark Arrestors (qty. 2)	KP4052-1							•	•
Spark Arrestors (qty. 2)	KP2752-12				•	•	•	•	•
MERV 16 (HE) Filter (qty. 2)	KP2752-16				•	•		•	•
HEPA Filter Kit	K2752-1							•	•
HEPA Filter for K2752-1	KP2752-14							•	•
Discharge Filter	KP3551-1							•	•
Plasma Cutting Pre-filter Kit (Set of 2 for use in K2752-2)	KP2752-17						•	•	•

• Optional

Accessories

Product Name	Product No.						
		Base Model	Statiflex® 6000-MS	Statiflex® Filter Bank	Statiflex® Complete	Prism® Compact	Prism® Filter Bank and Prism® Circulator 4000
GENERAL, CON'T.							
Filter (set of 2), MERV 14, Statiflex® 6000-MS, Circulator	KP3367-1	•	•				
Filter (set of 2), MERV 16, Statiflex® 6000-MS, Circulator	KP3368-1	•	•				
Filter, MERV 11, Statiflex® Filter Bank	KP3370-1			•	•		
Filter, MERV 16, Nano, Statiflex® Filter Bank	KP3370-2			•	•		
Filter, MERV 16, PTFE, Statiflex® Filter Bank	KP3370-3			•	•		
Filter, MERV 11, Prism® (Black strap)	KP4519-1					•	•
Filter, MERV 16, Nano, Prism® (White strap)	KP4519-2					•	•
Filter, MERV 16, PTFE, Prism® (Red strap)	KP4519-3					•	•
Filter, MERV 11, Oil Resistant, Prism® (Gray strap)	KP4519-4					•	•
Filter, MERV 16, Oil Resistant, Prism® (Orange strap)	KP4519-5					•	•
Pre-Filter	KP4680-1					•	

Spark Guardian™ and Oil Guardian™

Product Name	Product Number
PREVENTION	
Spark Guardian™ 10	AD1387-4
Spark Guardian™ 16	AD1387-5
Spark Guardian™ 20	AD1387-6
Oil Guardian™ 480/3/60	AD1387-23



EDUCATION SOLUTIONS

MODEL	JOINT CONFIGURATIONS					POSITIONS										STAND	PROCESS					INPUT				
	Flat Plate	Tee Joint	Groove Joint	6 in. Diameter Schedule 40 Pipe	2 in. Diameter XXS Pipe	1G	2F	2G	3F	3G	4F	4G	5G	5F (Pipe on Plate)	6G		All Position	Tabletop	SMAW	GTAW	GMAW	FCAW-GS	FCAW-SS	Phase	Frequency	Voltage
Welding Education Training Systems																										
VRTEX® 360+ Dual User	●	●	●	●	●	●	●	●	●	●	●	●	●	●	●	●	●		●	●	●	●	●	1	50/60	115/230
VRTEX® 360 Single User	●	●	●	●	●	●	●	●	●	●	●	●	●	●	●	●	●		●	●	●	●	●	1	50/60	115/230
VRTEX® Transport™ Single User	●	●	●			●	●	●	●	●								●	●	●	●	●	●	1	50/60	115/230
VRTEX® Transport™ Dual User	●	●	●			●	●	●	●	●								●	●	●	●	●	●	1	50/60	115/230
VRTEX® Engage®	●	●	●			●	●	●	●	●								●	●	●	●	●	●	1	50/60	115/230
REALWELD®	●	●	●			●	●	●	●	●	●								●	●	●	●	●	1	50/60	115/230

WELDING EQUIPMENT » Power Wave® 300C Ready-Pak® Package · ClassMate™ Robotic Education Cell · Welding Booths · Welding Tables · Welding Gear

CUTTING EQUIPMENT » Torchmate® 4400, 4800 and 4510 CNC Plasma Cutting Tables

KEY: ● Excellent ● Good ● Optional

Leaders Learn with Lincoln Electric

Why Lincoln Electric?

-  One Stop. One Partner.
-  Reduce Program Costs
-  Develop Skills Faster
-  Promote Welding Safety
-  Up-To-Date Curriculum Materials
-  Support Welding Instructors
-  Build A Stronger Workforce
-  Prepare For The Future



Literature
MC17-39

<https://www.lincolnelectric.com/education>

U/LINC™ Welding and Cutting Curriculum

Learning Made Simple.

Take the guesswork out of lesson planning and curriculum development.

- Over 18,000 pages of curriculum, including lesson plans, videos, presentations, lab activities and student assessments
- Addresses welding safety to robotics and CNC plasma cutting and everything in between
- Aligned with AWS SENSE and state competencies and compatible with career pathways and career development programs
- Can be articulated between high schools and community colleges



Literature
MC15-52

<https://www.lincolnelectric.com/ULINC>

Education Resource and Purchasing Portal

Capture Cost Savings for Your Program

Solve Welding Education Challenges

- Stretch budget dollars
- Access quality products
- Free training resources

Save on Top Quality Products

- Lincoln Electric electrode as low as \$1.00 / lb
- Special pricing on welding gear, tools and accessories
- Traceable order status and history
- FREE standard shipping on orders over \$500 in contiguous United States



Electrode and Wire



Welding Gear



Welding Tools



Welding Guns and Torches



The Harris Products Group



Torches Tips, Nozzles, Cable Liners and More



Free educational Resources - Posters, Welding Guides, Lesson Plans



Fume Extraction

<https://www.lincolnelectric.com/education-portal>

Lincoln Electric Welding Technology & Training Center

Leaders Learn at Lincoln Electric

- Committed to the transfer of knowledge to anyone desiring to learn the craft and science of welding
- Welding educator train-the-trainer professional development workshops and seminars
- AWS CWI preparation training
- Welding design, alloy and other seminars for welding engineers
- Training the next generation of welders using the technology and tools demanded by manufacturers and contractors today
- Pro Series: Welding Professional Seminars - courses designed specifically for welding professionals seeking advanced training and expertise.



Accredited Testing Facility onsite

Contact us at:

P: 844-818-6038

E: WeldTraining@lincolnelectric.com

Processes & Programs

- SMAW
- GTAW
- GMAW
- FCAW
- SAW
- ASME and API Pipe
- AWS CWI preparation
- Plasma Cutting
- Oxyfuel Cutting
- Welding Training Systems
- Train-the-Trainer Professional Development
- Distributor Training
- Welding Design Seminars
- Alloy Seminars
- Specialized Workshops

Literature

MC19-43

Lincoln Electric Education Partner Schools (LEEPS)

In partnership with the National Coalition of Certification Centers (NC3), LEEPS is designed for institutions looking to offer a full suite of portable, stackable welding certifications.

LEEPS is a game changer, setting welding programs apart as best-in-class by:

- Providing curriculum and learning management resources necessary for standardizing welding education and advancing knowledge to the next level.
- Driving advancements into programs with valuable instructor professional development through Train the Trainer (TTT) to boost skills, credibility and confidence.
- Giving students a competitive advantage in the career marketplace with documented proven skills and knowledge.
- Positively impacting enrollment and graduation rates.
- Using the latest industry technology.
- Customizing the program to support specific industry needs.

Literature

MC17-40



In partnership with the National Coalition of Certification Centers (NC3)

Custom Training

Raise The Bar on Skill Development

- Our expert instructors can design a custom results-oriented training program just for you
- Training can be conducted at your location or at our Welding Technology & Training Center in Cleveland, OH

<https://www.lincolnelectric.com/custom-training>

EXAMPLES OF CUSTOM TRAINING PROGRAMS



Welding Certification Preparation



Knowledge / Skill Enhancement



Master New Welding Process(es)



Advanced Welding Equipment / Techniques



Industry / Plant Specific Team Training



Increase Quality, Cost Savings & Production

Contact us at: CustomTraining@LincolnElectric.com

VRTEX® 360+ (Dual User)

Virtual Reality Welding Simulation Trainer

- Train two welders with one machine - includes two of each process device and coupons
- Realistic weld puddle is responsive to operator behavior
- Retractable SMAW stick stinger, GMAW/ FCAW gun and GTAW TIG torch, filler metal and adaptive foot pedal devices
- Supports tee, flat plate, groove, 6 in. (152.4 mm) schedule 40 pipe, 2 in. (50.8 mm) XXS pipe and pipe-on-plate
- Loaded with instructor and student aids, performance tracking and USB port for offline grading, review and functionality
- AWS virtual bend test for multi-pass pipe welds



Processes Simulated

- VRAW*
- SMAW: 6010, 6013 & 7018
- GTAW: with and without filler metal
- GMAW: Short Arc, Spray, Pulse & STT* (pipe only)
- FCAW: Gas-Shielded and Self-Shielded

Input



Literature

MC18-54

Supported by:
W/LINC™ curriculum

Product Name	Product Number	Input Power Voltage/Phase/Hertz	Input Current @ Rated Output	H x W x D in (mm)	Net Wt. lb (kg)
VRTEX® 360+ (Dual User) Crate	K4602-3	115/230/1/50/60	4A@115 2A@230	Machine: 34.4 x 19.8 x 38.4 (874 x 503 x 975)	Machine: 200 (90.7)
Pallet	K4602-1			Stand: 78.5 x 36 x 46.38 (1993.9H x 914.4W x 1178.1)	PACKAGED WEIGHT: Crate, Machine & Stand: 500 (226.8)
				Crate: 48 x 48 x 48 (1219.2 x 1219.2 x 1219.2)	

VRTEX® 360 (Single User)

Virtual Reality Welding Simulation Trainer

- Realistic weld puddle is visually and audibly responsive to operator behavior
- Retractable SMAW stick stinger, GMAW/FCAW gun and GTAW TIG torch, filler metal and adaptive foot pedal devices
- Supports tee, flat plate, groove, 6 in. (152.4 mm) schedule 40 pipe, 2 in. (50.8 mm) XXS pipe and pipe-on-plate
- Loaded with instructor and student aids, performance tracking and USB port for offline grading, review and functionality
- AWS virtual bend test for multi-pass pipe welds
- Lessons on Safety and Machine Set Up
- Full immersion headset



Processes Simulated

- VRAW®
- SMAW: 6010, 6013 & 7018
- GTAW: with and without filler metal
- GMAW: Short Arc, Spray, Pulse & STT® (pipe only)
- FCAW: Gas-Shielded and Self-Shielded

Input



Literature

MC18-54

Supported by:
U/LINC™ curriculum

Product Name	Product Number	Input Power Voltage/Phase/Hertz	Input Current @ Rated Output	H x W x D in (mm)	Net Wt. lb (kg)
VRTEX® 360 Crate	K4601-3	115/230/1/50/60	4A@115 2A@230	Machine: 34.4 x 19.8 x 38.4 (874 x 503 x 975)	Machine: 200 (90.7)
Pallet	K4601-1			Stand: 78.5 x 36 x 46.38 (1993.9 x 914.4 x 1178.1)	PACKAGED WEIGHT: Crate, Machine & Stand: 500 (226.8)
		Crate: 48 x 48 x 48 (1219.2 x 1219.2 x 1219.2)			

VRTEX® Transport™ + Dual User

Virtual Reality Arc Welding Trainer

- Train two welders with one machine-includes two of each process device and coupons
- Uni-gun device adapts to SMAW, GTAW, GMAW and FCAW welding
- Supports flat plate, tee joint and butt joint welding
- Replay and demo modes
- Realistic weld puddle is visually and audibly responsive to operator behavior
- Lessons on Safety and Machine Set Up
- Full immersion headset



Processes Simulated

- VRAW®
- GTAW: with and without filler metal
- GMAW: Short arc, spray and pulse
- FCAW: Gas-shielded and Self-shielded
- SMAW

Input



Literature

MC18-54

Supported by:
U/LINC™ curriculum

Product Name	Product Number	Input Power Voltage/Phase/Hertz	Input Current @ Rated Output	H x W x D in (mm)	Net Wt. lb (kg)
VRTEX® Transport™ Dual User Crate	K4633-3	115/230/1/50/60	4A @ 115 2A @ 230	Machine: 34.4 x 19.8 x 38.4 (874 x 503 x 975)	Machine: 200 (90.7)
Pallet	K4633-1			Coupon Stand w/Arm 17 x 12 x 14 (431 x 305 x 356)	Monitor: 20 (9)
		Monitor: 14.4 x 15.4 x 8.0 (366 x 392 x 204)	Crate: 155 (70.3)		
		Crate: 48 x 48 x 48 (1220 x 1220 x 1220)	Armrest: 7 (3.1)		
			PACKAGED WEIGHT: Crate, Machine & Stand: 400 (181.4)		

VRTEX® Transport™ (Single User)

Virtual Reality Arc Welding Trainer

- Ideal for basic training, recruitment and welder screening activities in education or industry
- Uni-gun device adapts to SMAW, GTAW, GMAW and FCAW welding
- Supports flat plate, tee joint and butt joint welding
- Replay and demo modes
- Realistic weld puddle is visually and audibly responsive to operator behavior
- Lessons on Safety and Machine Set Up
- Full immersion headset



Processes Simulated

- VRAW™
- GTAW: with and without filler metal
- GMAW: Short arc, spray and pulse
- FCAW: Gas-shielded and Self-shielded
- SMAW

Input



Literature

MC18-54

Supported by:


U/LINC™ curriculum

Product Name	Product Number	Input Power Voltage/Phase/Hertz	Input Current @ Rated Output	H x W x D in (mm)	Net Wt. lb (kg)
VRTEX® Transport™ Single User Crate	K4603-3	115/230/1/50/60	4A @ 115 2A @ 230	Machine: 34.4 x 19.8 x 38.4 (874 x 503 x 975)	Machine: 200 (90.7)
Pallet	K4603-1			Coupon Stand w/Arm 17 x 12 x 14 (431 x 305 x 356)	Monitor: 20 (9)
				Monitor: 14.4 x 15.4 x 8.0 (366 x 392 x 204)	Armrest: 7 (3.1)
				Crate: 48 x 48 x 48 (1220 x 1220 x 1220)	PACKAGED WEIGHT: Crate, Machine & Stand: 400 (181.4)

VRTEX® Upgrade: Oxyfuel Cutting

A VRTEX Exclusive

- Utilize for an introduction and reinforcement of cutting practices.
- Fuel choices: Acetylene and Propane
- Step by step torch lighting sequence following safety protocols and reinforces the importance of reading the flame.
- Instant feedback on scoring screen.



Processes Simulated

- Oxyfuel Cutting
- VRAW

Literature

MC20-107

Supported by:

U/LINC™ curriculum

Product Name	Product Number
VRTEX 360 Oxyfuel Upgrade Kit	K4485-1
VRTEX Transport Oxyfuel Upgrade Kit	K4485-2

VRTEX® Engage®

Virtual Reality Outreach Arc Welding Trainer

- Portable system sets up anywhere to introduce skilled trades to students
- Provides an introductory environment that incorporates STEM features, exposure to welding safety, procedures and techniques
- Instant feedback and assessments
- Video demo and replay modes for instructor or student review and analysis on the welding process
- USB port for offline grading, review and functionality
- Sturdy rolling hardshell case, contains a complete learning environment



Processes Simulated

- VRAW™
- GMAW: Short arc, spray and pulse
- FCAW: Self-shielded
- SMAW

Input



Literature

MC18-54
MC15-110

Supported by:
U/LINC™ curriculum

Product Name	Product Number	Input Power Voltage/Phase/Hertz	Input Current @ Rated Output	H x W x D in (mm)	Net Wt. lb (kg)
VRTEX® Engage® Standard Frequency	K4299-1	115/230/1/50/60	1A @ 115 0.5A @ 230	24.5 x 19.37 x 12.22 (622.3 x 492 x 310.4)	55 (24.9)
Alternate Frequency 1	K4299-2				
Alternate Frequency 2	K4299-3				
Alternate Frequency 3	K4299-4				

Teaching Aid Toolbox

Bring Your Classroom to Life

- Enhance the learning experience – Augment learning with visual and tactile examples in the classroom
- Curriculum in a cabinet – Comprehensive array of welding and cutting tools, cutaway Harris® gas regulator and oxyfuel torch
- Bridge the classroom and the lab – Illustrate process principles in the classroom.
- Boost learning to the next level with sample welds, joints, cuts, and equipment
- Includes a set of weld discontinuity flashcards



Processes

- SMAW
- GTAW
- GMAW
- FCAW
- Plasma Cutting
- Oxyfuel Cutting

Literature

MC17-47

Product Name		Product Number	H x W x D in (mm)	Net Wt. lb (kg)
Teaching Aid Toolbox	with Contents	K4442-1	26.5 x 18 x 34.5 (673.1 x 457.2 x 50.8)	125 (56.7)
	Replacement Cutaway Harris® Oxyfuel Torch [1 included with K4442-1 Toolbox]	K4442-2	18 x 6 x 2 (457.2 x 152.4 x 50.8)	4 (1.8)
	Replacement Cutaway Harris® Gas Regulator [1 included with K4442-1 Toolbox]	K4442-3	6 x 7.5 x 5 (152.4 x 190.5 x 127)	4 (1.8)

REALWELD®

Advanced Welding Trainer

- Achieve a faster, more efficient employee screening and training experience, more objective scoring and reduced welding material costs
- Performance scoring provides immediate analysis and evaluation of each weld
- Audio coaching provides corrective guidance during welding, allowing the student to learn in real time
- Students practice multi-pass welding on 6 in. and 18 in. fixtures in flat, horizontal, overhead and vertical positions and lap, tee, groove and flat plate joints



Shown:
REALWELD® One-Pak® Pkg.
(K4344-6)

Processes

- GMAW: Short arc, spray and pulse
- FCAW: Gas-shielded
- SMAW

Input



Literature

MC15-99

Supported by:
U/LINC™ curriculum

Product Name	Product Number	Input Power Voltage/Phase/Hertz	Input Current @ Rated Output	Operating System	Processor/Memory	Hard Drive	Ports (qty) – USB 2.0/Ethernet	H x W x D in (mm)	Net Wt. lb (kg)
REALWELD® Base Model	K4344-1	115/230/1/50/60	3A @ 115VAC 1.5A @ 230VAC	Windows® 7 (32 bit)	Intel® Core i3/4GB	High Performance 256GB	2/2	Lowered: 76.5 x 36 x 36 (1943 x 914 x 914) Raised: 101 x 36 x 36 (2540 x 914 x 914)	Net: 400 (882) Crate: 500 (1102)
One-Pak® Pkg.	K4344-6								Net: 625 (1378) Crate: 700 (1544)
Set of 18 in. (457 mm) Weld Fixtures (qty 3)	K4344-2								—

Power Wave® 300C Education One-Pak® Package

Multi-Process Student-Ready Welding Package

- **Best-in-Class Performance** Industry's only true 300 Amp, 100% Duty Cycle, All-Process Machine.
- **All-Process Versatility** Stick, TIG, MIG, Flux-Cored, Arc Gouging processes, with advanced weld modes and integrated High Frequency and AC/DC capabilities.
- **Intelligent Connectivity** Intelligent, operator-focused interface and powerful Industry 4.0 capabilities including CheckPoint® Production Monitoring.



Processes

- SMAW, GTAW, GTAW-AC
- GMAW, GMAW-P
- GMAW-AC
- FCAW
- GTAW-HF
- STT MIG
- CAG

Output



Input



Literature

E5.102

Product Name	Product Number	Input Voltage / Phase / Hertz	Output Range	Rated Output / Voltage / Duty Cycle	Input Current @ Rated Output	Dimensions H x W x D in (mm)	Net Wt. lb (kg)
Power Wave® 300C Advanced Educational One-Pak® Package	K4934-1	200-208/220-230/380-415/460/575/1/3/50/60	5-350A	GMAW: 350A / 31.5 V / 40% GMAW: 300A / 29 V / 100% SMAW: 325A / 33V / 40% SMAW: 280A / 31.2V/100% FCAW: 350A / 31.5 V / 40% FCAW: 300A / 29 V / 100% GTAW: 325A / 23V / 40% GTAW: 300A / 22V / 100%	3ph /1ph / 40% Duty Cycle: 4/40/25/20/16.5 3ph /1ph/ 100% Duty Cycle: 35/32/19.5/16/14	39.67 x 20.65 x 39.60 (1007.6 x 524.5 x 1005.8)	226 (102.5)

ClassMate™ M Robotic Welding Training System

Advance the Manufacturing Skills of the Next Generation

- Teaching robotics, crucial to global competitiveness, can accelerate student skills and employment rates
- Demonstrate and teach real-life industrial robotic concepts, programming and welding
- Large, expandable work surface
- Intermediate and Advanced packages include WeldPRO® Simulation Training Software
- Full-featured, operational robotic welding power source can be used to produce actual parts
- Integrated fume control, safety hardware, welding fixture programming software
- Standard U/LINC® curriculum and Train-the-Trainer programs help every instructor get up to speed fast



- Processes**
- GMAW
 - Pulsed GMAW
 - FCAW

Input

Literature
E10.122

Supported by:
U/LINC™ curriculum

Product Name	Product Number	Input Power	H x W x D in (mm)	Net Wt. lb (kg)
ClassMate™ M Package 1: Basic	AD2446-1	120V for Robot Operation and Programming	Sides Expanded: 81.23 x 64.82 x 70 (2063 x 1646 x 1778)	1000 (453.6)
Package 2: Intermediate (w/ WeldPRO® software)	AD2446-2	208/230/380-415/460/575/1/3/50/60 for Welding Operation	Sides Folded: 81.23 x 32 x 70 (2063 x 813 x 1778)	
Package 3: Advanced (w/ WeldPRO® software & IR Vision)	AD2446-3			

ClassMate™ Pro

Single-Zone Robotic Welding Training System

- Present robotic manufacturing, enhancing student skills in advance programming and welding skills while replicating a true production environment
- Industrial, pre-configured, self-contained robotic welding cell with a single-zone table
- Integrated safety measures and software
- Advanced package includes WeldPRO® Simulation Software and Training



- Processes**
- GMAW
 - Pulsed GMAW
 - FCAW

Literature
E10.123

Product Name	Product Number	Input Power: Voltage/Phase/Hertz	Rated Output: Current / Voltage/Duty Cycle	Input Current @ Rated Output	Output Range	H x W x D in (mm)	Net Wt. lb (kg)
ClassMate™ Pro Basic Package	AD2446-4	208/230/380-415/460/575/3/50/60	GMAW: 550/41.5/40%	40% DutyCycle: 80/73/41/37/29	5 - 550A	92 x 86 x 67 (2336.8 x 2184 x 1701.8)	1,000 (453.5)
Advanced Package	AD2446-5		GMAW: 450/36.5/100%	100% DutyCycle: 60/54/30/27/21			

Torchmate® 4400, 4800 and 4510 Education Packages

Add CNC Cutting to Your Program

- Ideal 2-D cutting platform for schools, colleges and training centers
- Unlimited Software Licensing for students and one Master Teacher license
- Complete CNC system includes a plasma cutter and motion controls
- Torchmate® Visual Machine Designer™ software makes it easy to understand nesting, scanning, tool path concepts and more



Processes
· CNC Plasma Cutting

Literature
<https://www.lincolnelectric.com/cutting>

*Supported by:
W/LINC™ curriculum*

Product Name	Cutting Area ⁽¹⁾ ft (m)	Input Power ⁽²⁾ amps/volts	Traverse Speed ⁽²⁾ ipm (m/min)	Cut Speed ⁽³⁾ ipm (m/min)	Machine Resolution in (µm)	Machine Size (footprint) in (mm)	Net Wt. lb (kg)
Torchmate® 4400	16 (1.47)	15 amps @ 115v (table only)	500 (12.7)	500 (12.7)	.0015	74 x 67 x 63 (1880 x 1702 x 1600)	840 (381)
Torchmate® 4800	32 (2.94)	15 amps @ 115v (table only)				74 x 114 x 63 (1880 x 2896 x 1600)	1252 (568)
Torchmate® 4510	50 (4.65)	15 amps @ 115v (table only)				86 x 138 x 63 (2184 x 3505 x 1600)	1595 (722)

⁽¹⁾With specific Tool Set (some restrictions apply). ⁽²⁾Multiple control platforms. ⁽³⁾Cut speeds dependant on process.

Introductory Education Welding Gear Ready-Pak®

The Ultimate Beginner's Package

- Includes 12 separate PPE, tool or accessory products for Stick/MIG welding and oxyfuel cutting
- 1740 Series auto-darkening welding helmet reduces training time and increases productivity
- Flame retardant cotton jacket provides lightweight, comfortable upper body protection



NOTE: Welding gear and electrodes available at discounted prices to qualified schools on the Education Resource and Purchasing Portal

Order Number

K4590-M
K4590-L
K4590-XL
K4590-2XL
K4590-3XL

Literature

E14.002

Intermediate Education Welding Gear Ready-Pak®

Complete Gear & Tool Package –
Ideal for Students

- Includes 17 separate PPE, tool or accessory products for all welding processes, grinding and oxyfuel cutting
- 1740 Series auto-darkening welding helmet reduces training time and increases productivity
- Leather sleeved welding jacket provides enhanced upper body protection and improved durability
- VIKING™ 1840 Black Helmet



NOTE: Welding gear and electrodes available at discounted prices to qualified schools on the Education Resource and Purchasing Portal

Order Number

K4595-M
K4595-L
K4595-XL
K4595-2XL
K4595-3XL

Literature

E14.002

Welding Booths and Tables

Create an Effective and Efficient Space for Teaching

- All booth materials and designs meet AWS guidelines
- Freestanding weld booths can be sized and configured to suit your environment
- Options include work table, welding curtain, locking storage box, and LED light kits
- Optimal 7.5 foot (2.3 m) Height
- Use against a wall or back-to-back in any open space configuration
- Heavy-duty anti-reflective panels reduce reflective glare



- Processes**
(Dependent on welding power source)
- Stick
 - TIG
 - MIG
 - Flux-Cored
 - Plasma Cutting
 - Oxyfuel Cutting

Literature
E13.51

Product Name	Product Number	Panel Construction	Reinforced Frame	Interior Dimensions W x D, ft (m)	Exterior Overall Dimensions W x D, ft (m)	Height ft (m)
Welding Booth Single		16 Gauge sheet metal	11 Gauge angle	4 x 4 (1.21 x 1.21)	4.5 x 5 (1.3 x 1.5)	7.5 (2.28)
				5 x 5 (1.52 x 1.52)	5.5 x 6 (1.6 x 1.8)	
				6 x 6 (1.82 x 1.82)	6.5 x 7 (1.9 x 2.1)	
Welding/Work Tables Standard Weld Table	K5248-5					
Pipe Weld Table	K5248-6					
Weld Table 32 x 16 with 82 inch post, PLTFM	K5248-1					
Weld Table 47 x 20 with 85 inch post, ADJ PFM, ADA	K5248-2					
Weld Table 47 x 19 with 82 inch post, PLTFM	K5248-3					
Floor-Mounted Post 82 inch ADJ, PFM	K5248-4					
Weld Locker Single						

Welding Booths and Tables are specifically configured per customer application. Please contact your local Lincoln Electric Sales Representative for quotation.



DRIVE AND CABLE ACCESSORIES

Accessories

Feed Plate Gun Adapters

FEED PLATE GUN ADAPTERS COMPATIBLE WITH 10-SERIES, LF-SERIES, LN-25 PRO, PF25M, ACTIV8X AND LN-25X FEEDERS					
K1500-1	K1500-2*	K1500-3	K1500-4	K1500-5	Magnum® PRO Fast-Mate™
for Lincoln Electric gun power pins	for Tweco® #2 - #4 gun power pins	for Tweco® #5 gun power pins	for Miller® Electric gun power pins	for OXO® gun power pins	Compatible Gun Connector Kits
Compatible Gun Connector Kits K466-1 K613-1 K613-6 K466-8	Compatible Gun Connector Kits K466-10 K466-2 K466-6	Compatible Gun Connector Kits K613-7 K613-2	Compatible Gun Connector Kits K466-3 K613-3		K489-7 (10-series, LF-series, LN-25 PRO) K489-1 (LN-7, 8, 9) K489-2 (LN-25) K489-8 (Power MIG with 250L guns)
					

FEED PLATE GUN ADAPTERS COMPATIBLE WITH FLEX FEED®, POWER FEED®, AND PIPEFAB® SERIES FEEDERS					
K3344-1	K3345-1*	K3346-1	K3347-1	K3348-1	K3349-1
For Lincoln Electric gun power pins	for Tweco® #2 - #4 gun power pins	for Tweco® #5 gun power pin	for Miller® Electric gun power pins	for OXO® gun power pins	Magnum® Fast-Mate™
Compatible Gun Connector Kits K466-1 K613-1 K613-6 K466-8	Compatible Gun Connector Kits K466-10 K466-2 K466-6	Compatible Gun Connector Kits K613-7 K613-2	Compatible Gun Connector Kits K466-3 K613-3		Requires use of K3345-1
					

*installed as standard in Lincoln wire feeders



Feed Plate Gun Adapters » Tweco® is a registered trademark of Victor Technologies. Miller® and OXO® is a registered trademark of Miller Electric Mfg. Co.

Accessories

Weld Power Cables

Product Name	Product Number	Description	Connection	Length ft (m)
	K1840-10	Weld Power Cable, 1/0, 350A, 60% duty cycle	Twist Mate™ to Lug	10 (3.1)
	K1842-10	Weld Power Cable, 3/0, 600A, 60% duty cycle	Lug to Lug	10 (3.1)
	K1842-35			35 (10.7)
	K1842-60			60 (18.3)
	K1842-110			110 (33.5)
	K1841-25	Weld Power Cable, 1/0, 350A, 60% duty cycle	Twist Mate™ to Twist Mate™	25 (7.6)
	K1841-50	Weld Power Cable, 2/0, 350A, 60% duty cycle		50 (15.2)
	K2163-35 ⁽¹⁾	Weld Power Cable, 4/0	Lug to Lug	35 (10.7)
	K2163-60 ⁽¹⁾			60 (18.3)
	K1796-25	Coaxial Weld Power Cable, 1/0, 350A, 60% duty cycle	Lug to Lug	25 (7.6)
K1796-50		50 (15.2)		
K1796-75	Coaxial Weld Power Cable, 1/0, 325A, 60% duty cycle	75 (22.8)		
K1796-100	Coaxial Weld Power Cable, 1/0, 300A, 60% duty cycle	100 (30.4)		
K2593-100	Coaxial Weld Power Cable, #1, 250A, 100% duty cycle	Lug to Lug	100 (30.4)	
K2484-3	Weld Power Cable, 3/0, 600A, 60% duty cycle	Tweco Male to Lug	10 (3.1)	
K2485-3	Weld Power Cable, 3/0, 600A, 60% duty cycle	Tweco to Tweco	50 (15.2)	





Weld Cable Connectors

Product Name	Product Number	Description
	K852-25	Twist Mate™ Plug for #6 - #4 Cable
	K852-50	Twist Mate™ Plug for #2 - #1 Cable
	K852-70	Twist Mate™ Plug for 1/0 & 2/0 Cable
	K852-95	Twist Mate™ Plug for 3/0 & 4/0 Cable
	K3416-70	Tweco® Plug for 1/0 & 2/0 Cable
	K3416-90	Tweco® Plug for 3/0 & 4/0 Cable
	K1759-70	Twist Mate™ Receptacle for 1/0 & 2/0 Cable
	K1759-95	Twist Mate™ Receptacle for 3/0 & 4/0 Cable
	K3417-70	Tweco® Receptacle for 1/0 & 2/0 Cable
	K3417-90	Tweco® Receptacle for 3/0 & 4/0 Cable
	K909-6	T300 Electrode Holder (for DC Welder Only)
	K909-7	EH-305HD Electrode Holder, 300A, 60% Duty Cycle
	K909-8	EH-405HD Electrode Holder, 400A, 60% Duty Cycle
	K910-1	GC-300 Work Clamp, 300A, 60% Duty Cycle
	K910-2	GC-500 Work Clamp, 500A, 60% Duty Cycle
Other	K2487-1	Insulated CT40FS, Tweco® to Lug

Weld Power Cables ⁽¹⁾ Two cables per package.

Accessories

Control Cables and Adapters

Product Name	Product Number	Description	Connection	Use	Length ft (m)	
Wire Feeder Control Cables 	K1501-10	Wire Feeder Control Cable	Male 14-pin to Female 9-pin	LN-10, DH-10	10 (3.1)	
	K1818-10		Male 14-pin to Female 6-pin	LN-7	10 (3.1)	
	K1819-10		Male 14-pin to Female 8-pin	LN-742, LN-25	10 (3.1)	
	K1820-10		Male 14-pin to Female 9-pin	LN-8, LN-9, NA-3, NA-4, NA-5	10 (3.1)	
	K1822-25		—	LT-7	25 (7.6)	
	K2393-1		Male 14-pin to Female 8-pin	LN-23P (K316L-2)	25 (7.6)	
	K2393-2			75 (22.8)		
Extensions and Adapters 	K1797-10	Wire Feeder Control Cable Extension	Male 14-pin to Female 14-pin	May require K1501-10, K1818-10, K1819-10 or K1820-10, depending on the feeder. LN-15, Flex Feed*, LF-72, LF-74, LN-25 PRO Dual Power	10 (3.1)	
	K1797-25				25 (7.6)	
	K1797-50				50 (15.2)	
	K1797-100				100 (30.4)	
	K1798	Adapter Cable Male 14-pin Control Cable to Terminal Strip of Power Source	Terminal Strip to Female 14-pin	—	—	
ArcLink®/Linc-Net™ Control Cables 	K1543-8	ArcLink®/Linc-Net™ Control Cable	Male 5-pin to Female 5-pin	For Power Wave®/ Power Feed® Systems, Power Feed® 25M, Power Feed® 84	8 (2.4)	
	K4483-8				Extended-Flex ArcLink® Control Cable	8 (2.4)
	K4483-16					16 (4.9)
	K4483-25					25 (7.6)
	K4483-50					50 (15.2)
	K4483-100					100 (30.4)
	K2683-25	Heavy Duty ArcLink®/Linc-Net™ Control Cable			25 (7.6)	
	K2683-50				50 (15.2)	
	K2683-100				100 (30.4)	
Submerged Arc/Automation 	K1785-2	Heavy Duty Control Cable	Male 14-pin to Female 14-pin	For synchronizing Power Wave® AC/DC 1000° SD units and connecting MAXsa™ Feed Heads and MAXsa™ Controllers. For use with FANUC® arms having integrated cable. For connecting Control Unit to Wire Drive in LN-10, DH-10 Boom applications.	1.5 (0.46)	
	K1785-4				4 (1.2)	
	K1785-8				8 (2.4)	
	K1785-12				12 (3.6)	
	K1785-16				16 (4.9)	
	K1785-25				25 (7.6)	
	K1785-50				50 (15.2)	
	K1785-100				100 (30.4)	
	K2709-25	Wire Drive Control Cable	Male 14-pin to Female 14-pin	For external dress of FANUC® robotic arm or hard automation.	25 (7.6)	
	K2709-50				50 (15.2)	
	K2709-100				100 (30.4)	

Accessories » Drive Roll and Wire Guide Kits

Product Name	Product Number	Description/Wire Size, in (mm)	Wire Feeders	
2-ROLL WIRE DRIVE SYSTEMS				
Solid Wire (includes stainless steel)	KP1696-030S	0.023-0.030 [0.6-0.8]	Activ8X™	
	KP1696-035S	0.035 [0.9]	Activ8X™ Pipe	
		KP1696-1	0.035, 0.045 [0.9, 1.2]	LF-72
		KP1696-2	0.040 [1.0]	LN-25 PRO
	KP1696-045S	0.045 [1.2]	LN-25 PRO Dual Power	
	KP1696-052S	0.052 [1.4]	LN-25X	
	KP1696-1/16S	1/16 [1.6]		
Cored Wire	KP1697-035C	0.030-0.035 [0.8-0.9]	Power Feed® 25M	
		KP1697-045C	0.040-0.045 [1.0-1.2]	POWER MIG® 216
		KP1697-052C	0.052 [1.4]	POWER MIG® 256
	KP1697-1/16C	1/16 [1.6]	POWER MIG® 260	
	KP1697-068	0.068-0.072 [1.7-1.8]	POWER MIG® 360MP*	
	KP1697-5/64	5/64 [2.0]	Power Wave® 300C	
	KP1697-3/32 ⁽¹⁾	3/32 [2.4]		
Aluminum Wire	KP1695-035A	0.035 [0.9]		
		KP1695-040A	0.040 [1.0]	
		KP1695-3/64A	3/64 [1.2]	
		KP1695-1/16A	1/16 [1.6]	
Solid Wire		KP2529-1	0.025/0.030 [0.6/0.8]	POWER MIG® 140C
		KP2529-2	0.035 [0.9]	POWER MIG® 180C
Cored Wire		KP2529-3	0.030/0.045 [0.8/1.2]	POWER MIG® 180 Dual POWER MIG® 210 MP

Product Name	Product Number	Description/Wire Size, in (mm)	Wire Feeders
4-ROLL WIRE DRIVE SYSTEMS			
Solid Wire	KP4335-035S	0.035 [0.9]	AutoDrive® S
	KP4335-040S	0.040 [1.0]	
	KP4335-045S	0.045 [1.2]	
Aluminum Wire	KP4335-035A	0.035 [0.9]	AutoDrive® SA
	KP4335-3/64A	3/64 [1.2]	
	KP4335-1/16A	1/16 [1.6]	
Aluminum Wire	KP4414-035A	0.035 [0.9]	AutoDrive® SA
	KP4414-3/64A	3/64 [1.2]	
	KP4414-1/16A	1/16 [1.6]	

Product Name	Product Number	Description/Wire Size, in (mm)	Wire Feeders	
4-ROLL WIRE DRIVE SYSTEMS				
Solid Wire, Smooth V Groove	KP1505-030S	0.023-0.030 [0.6-0.8]	AutoDrive® 4R100	
	KP1505-035S	0.035 [0.9]	AutoDrive® 4R200	
		KP1505-040S	0.040 [1.0]	DH-10
		KP1505-045S	0.045 [1.2]	Flex Feed® 74 HT
	KP1505-052S	0.052 [1.4]	Flex Feed® 84 Single	
	KP1505-1/16S	1/16 [1.6]	Flex Feed® 84 Dual	
	KP1505-1	0.035, 0.045 [0.9, 1.2]	Flex Feed® 84 Dual	
	KP1505-2	0.040 [1.0]	LF-74	
Cored Steel Wire, Knurled V Groove [Knurled V Groove with matching Smooth U Groove]	KP1505-035C	0.030-0.035 [0.8-0.9]	LN-10	
		KP1505-045C	0.040-0.045 [1.0-1.2]	Power Feed® 10M
		KP1505-052C ⁽²⁾	0.052 [1.4]	Power Feed® 10M Dual
	KP1505-1/16C ⁽²⁾	1/16 [1.6]	Power Feed® 10R	
	KP1505-7/64H ⁽²⁾⁽³⁾	7/64 [2.8] Hardfacing	Power Feed® 84 Single	
Cored or Solid Steel Wire, Knurled V Groove	KP1505-035C	0.030-0.035 [0.8-0.9]	Power Feed® 84 Dual	
		KP1505-045C	0.040-0.045 [1.0-1.2]	PipeFab® Feeder
		KP1505-052C ⁽²⁾	0.052 [1.4]	
		KP1505-1/16C ⁽²⁾	1/16 [1.6]	
		KP1505-068 ⁽³⁾	0.068-0.072 [1.7-1.8]	
		KP1505-5/64 ⁽²⁾	5/64 [2.0]	
		KP1505-3/32 ⁽²⁾	3/32 [2.4]	
		KP1505-7/64 ⁽²⁾⁽³⁾	7/64 [2.8]	
		KP1505-1/20 ⁽²⁾⁽³⁾	0.120 [3.2]	
		KP1505-7/64C	7/64 [2.8]	
KP1505-7/64H ⁽²⁾⁽³⁾	7/64 [2.8] Hardfacing			
Aluminum Wire, Smooth U Groove	KP1507-035A	0.035 [0.9]		
	KP1507-040A	0.040 [1.0]		
	KP1507-3/64A	3/64 [1.2]		
	KP1507-1/16A ⁽³⁾	1/16 [1.6]		
KP1507-3/32A ⁽²⁾	3/32 [2.4]			
Solid Wire, Extended Life	KP1505-035R	0.035 [0.9]		
	KP1505-040R	0.040 [1.0]		
	KP1505-045R	0.045 [1.2]		
	KP1505-052R	0.052 [1.4]		

⁽¹⁾Not for use with the LF-72. ⁽²⁾Not for use with the LF-74. ⁽³⁾Not for use with the AutoDrive 4R100.





Accessories » Drive Roll and Guide Tube Kits

Product Name	Product Number	Description/Wire Size, in (mm)	Wire Feeders
2-ROLL WIRE DRIVE SYSTEMS			
Solid Wire 	KP653-025S	0.023-0.025 (0.6-0.6)	LN-7 GMA
	KP653-030S	0.030 (0.8)	LN-23P
	KP653-035S	0.035-0.040 (0.9-1.0)	LN-25
	KP653-052S	0.045-0.052 (1.2-1.4)	
Cored Wire 	KP653-035C	0.035 (0.9)	LN-25
	KP653-052C	0.045-0.052 (1.2-1.4)	
Solid or Cored Wire 	KP653-1/16	1/16 (1.6)	LN-25
	KP653-3/32 ⁽¹⁾	0.068-3/32 (1.7-2.4)	
Hardfacing	KP653-7/64H ⁽¹⁾	7/64 (2.8)	LN-25
Aluminum Wire	KP654-035A	0.035 (0.9)	LN-25
	KP654-3/64A	3/64 (1.2)	
	KP654-1/16	1/16 (1.6)	
Solid Wire	KP502-052	0.040, 0.045-0.052 (1.0, 1.2-1.4)	LN-8
	KP502-1/16	1/16 (1.6)	LN-9
Cored Wire	KP502-052C	0.045-0.052 (1.0-1.4)	LN-9
	KP502-1/16C	1/16-0.062 (1.6-1.6)	
	KP502-120	7/64-0.120 (2.8-3.0)	
Solid or Cored Wire	KP502-3/32	0.068-3/32 (1.7-2.4)	LN-9
Hardfacing	KP502-7/64H	7/64 (2.8)	LN-9

Product Name	Product Number	Description/Wire Size, in (mm)	Wire Feeders
2-ROLL WIRE DRIVE SYSTEMS			
Solid Wire Drive Roll	KP1899-1	3/32-7/32 (2.4-5.6)	NA-35
	KP1899-2	1/16, 5/64, 3/32 (1.6, 2.0, 2.4)	NA-4
	KP1899-3	0.035, 0.045, 0.052 (0.9, 1.2, 1.4)	NA-5
Cored Wire Drive Roll	KP1899-4	0.045-0.052 (1.0-1.4)	MAXsa [®]
Knurled Drive Roll 	KP1885-1	3/32-7/32 (2.4-5.6)	MAXsa [®]
	KP1886-1	1/16-3/32 (1.6-2.4)	
Outgoing Guide	KP1963-1	3/32-7/32 (2.4-5.6)	MAXsa [®]
Incoming Guide	KP2116-2	3/32-7/32 (2.4-5.6)	MAXsa [®]
Knurled drive Roll for LT-7	KP2268-1	0.052-1/16 (1.2-1.6)	MAXsa [®]
	KP2268-2	0.068-3/32 (1.7-2.4)	
	KP2268-3	3/32-3/16 (2.4-4.7)	
Outgoing Guide for LT-7	KP1985-1	3/32-3/16 (2.4-4.7)	MAXsa [®]
	KP1985-2	5/64-3/32 (2.0-2.4)	
Incoming Guide for LT-7	KP1984-1	0.068-3/16 (1.7-4.7)	MAXsa [®]

⁽¹⁾Not for use with the LN-25 PRO and LN-25 PRO Dual Power. ⁽²⁾For LN-7 only.

Welding Safety Checklist

Hazard	Factors To Consider	Precaution Summary
Electric Shock Can Kill 	<ul style="list-style-type: none"> Wetness. Welder in or on workpiece Electrode holder and cable insulation 	<ul style="list-style-type: none"> Insulate welder from workpiece and ground using dry insulation, Rubber mat or dry wood. Wear dry, hole-free gloves. (Change as necessary to keep dry.) Do not touch electrically "hot" parts or electrode with bare skin or wet clothing If wet area and welder cannot be insulated from workpiece with dry insulation, use a semiautomatic, constant-voltage welder or stick welder with voltage reducing device. Keep electrode holder and cable insulation in good condition. Do not use if insulation damaged or missing.
Fumes and Gases Can Be Dangerous 	<ul style="list-style-type: none"> Confined area Positioning of welder's head Lack of General ventilation Electrode types (i.e.: manganese, chromium, etc. – see SDS) 	<ul style="list-style-type: none"> Use ventilation or exhaust to keep air breathing zone clear, comfortable. Use helmet and positioning of head to keep fumes clear of the breathing zone. Read warnings on electrode container and Safety Data Sheet (SDS) for electrode Provide adequate ventilation to ensure airborne exposures remain below applicable limits. Use special care when welding in a confined area. Do not weld unless ventilation is adequate. Use a respirator unless exposure assessments indicate otherwise.
Welding Sparks Can Cause Fire or Explosion 	<ul style="list-style-type: none"> Containers which have held combustibles Flammable materials 	<ul style="list-style-type: none"> Do not weld on containers which have held combustible materials (unless strict AWS F.4.1 procedures are followed). Check before welding. Remove flammable materials from welding area or shield from sparks, heat. Keep a fire watch in area during and after welding. Wear fire retardant clothing and hat. Use earplugs when welding overhead.
Arc Rays Can Burn Eyes and Skin 	<ul style="list-style-type: none"> Process: Gas-shielded arc most severe 	<ul style="list-style-type: none"> Select a filter lens which is adequate for your welding process under ANSI Z49.1, Section 4. Always use helmet when welding. Provide non-flammable shielding to protect others. Wear clothing which protects skin while welding.

Arc Welding Fumes and Gases

The **fume plume** contains solid particles from the consumables, base metal, and base metal coating. For common mild steel arc welding, depending on the amount and length of exposure to these fumes, most immediate or short term effects are temporary, and include symptoms of burning eyes and skin, dizziness, nausea, and fever. Long-term exposure to welding fumes can lead to siderosis (iron deposits in the lungs) and may affect pulmonary function. Bronchitis and some lung fibrosis have been reported.

Some compounds which may be in welding fume, and reported health effects of overexposure are below. See the SDS for the consumable product used for specific information.

- Barium** may cause severe stomach pain, slow pulse rate; irregular heartbeat, ringing of the ears, convulsion and muscle spasms. In extreme cases can cause death.
- Cadmium** fumes can be fatal even under brief overexposures, with symptoms much like metal fume fever.
- Chromium** and its compounds are on the IARC (International Agency for Research on Cancer) and NTP (National Toxicology Program) lists as posing a cancer risk to humans. Some forms of these metals are known or suspected to cause lung cancer in processes other than welding and asthma has been reported.
- Manganese:** Manganese overexposure may affect the central nervous system, resulting in poor coordination, difficulty in speaking, and tremor of arms or legs. This condition is considered irreversible.
- Nickel:** Nickel and its compounds are on the IARC (International Agency for Research on Cancer) and NTP (National Toxicology Program) lists as posing a cancer risk to humans.
- Silica:** Overexposure can cause severe lung damage (silicosis). Crystalline silica is present in submerged arc flux.
- Zinc:** Overexposure to zinc may cause metal fume fever with symptoms similar to the common flu.

Your work area has adequate ventilation when there is enough ventilation and/or exhaust to control worker exposure to hazardous materials in the welding fumes and gases so the applicable limits for those materials is not exceeded. See the SDS for the legal limits, the OSHA PEL (Permissible Exposure Limit), and the recommended guideline, the ACGIH TLV (Threshold Limit Value). Confirm that if the worker exposure does not exceed the applicable exposure limit for compounds in the fumes and gases by having an industrial hygienist take and analyze a sample of the breathing air. A respirator may be required if exposure cannot be controlled to the PEL or TLV.

Read the product label and material safety data sheet for the electrode posted in the work place or in the electrode or flux container to see what fumes can be reasonably expected from use of the product and to determine if special ventilation is needed. Know what the base metal is, and determine if there is any paint, plating, or coating that could expose you to toxic fumes and/or gases. Remove it from the metal being welded, if possible.

If you start to feel uncomfortable, dizzy or nauseous, you may be overexposed to fumes and gases, or suffering from oxygen deficiency. Stop welding and get some fresh air immediately. Notify your supervisor and co-workers so the situation can be corrected and other workers can avoid the hazard. Be sure you are following these safe practices, the consumable labeling and SDS and improve the ventilation in your area. Do not continue welding until the situation has been corrected.



A					
2x4C Series Lenses	138				
AC 225™	4				
AC/DC 225/125™	5				
Activ8® Pipe	97				
Activ8X™ with CrossLinc® Technology and TVT™	96				
Advanced Process Welders	47-65				
Air Vantage® 566X	88				
Air Vantage® 566X Hydraulic	89				
Alloy Welding Brass Wire Brushes	157				
APEX® 30S Mechanized Controller	52				
APEX® 30M Mechanized Controller	53				
ArcSpecs™ Auto-Darkening Goggles/Mask	136				
Arc Tracker™	39				
Aspect® 230	12				
Aspect® 375	14				
Automated Grinding (Automation Solutions)	222				
Automation Solutions	217-225				
Axilite™ Amber Safety Glasses	153				
Axilite™ Clear Safety Glasses	153				
Axilite™ Light Blue Safety Glasses	153				
Axilux™ Traditional Camo Bronze Mirror Safety Glasses	154				
Axilux™ USA Camo Clear Safety Glasses	154				
B					
Bifocal Clear Safety Glasses	152				
Brass Wire Brushes	157				
Bright FR Cloth Welding Jacket - Safety Orange	146				
Bright FR Cloth Welding Jacket - Safety Lime	146				
Bright FR Orange Jacket With Leather Sleeves	147				
Bulk Package Hoods and Accessories for Drums and Boxes	211				
Bulldog® 5500	73				
C					
Caliber™ TIG Torches	191				
Carbon Elite Gouging Carbons	163				
Carbon Steel Wire Brushes	157				
Chipping Hammer	158				
Chipping Hammer with Wire Brush	158				
Classic® 300 HE	82				
Classic® 300 MP	83				
ClassMate™ M Robotic Welding Training Cell	259				
ClassMate™ Pro	259				
Collaborative Welding Robot (cobot) (Automation Solutions)	222				
Conduit Connectors	212				
Conduit Hangers, Clamps and Sleeves	212				
Control Cables and Adapters	266				
Cougar™ Pistol-Grip Air-Cooled Push-Pull Guns	189				
Cross Country® 300	84				
Cruiser™ Tractor	115				
Custom Training (Education Solutions)	254				
Cut Resistant A2 Drivers Gloves	143				
Cutting (Automation Solutions)	218				
Cutting Systems	196-209				
D					
Dispensing Equipment for Bulk Reels	213				
Drive and Cable Accessories	263-268				
Drive Roll and Wire Guide Kits	267				
Drive Roll and Guide Tube Kits	268				
Drum and Box Covers	211				
Drum, Reel and Box Handling Equipment	211				
Dual Maverick™ 200/200X	69, 89				
DynaMIG™ Traditional MIG Welding Gloves	142				
DynaMIG™ HEavy Duty MIG Welding Gloves	142				
E					
Education Resource & Purchasing Portal (Education Solutions)	253				
Education Solutions	251-262				
Electrode Holders	160				
Environmental Solutions (Automation Solutions)	221				
Engine Drives: Commercial	72-80				
Engine Drives: Industrial	81-94				
F					
Face Shield	150				
Finish Line™ Clear Safety Glasses	151				
Finish Line™ Outdoor Safety Glasses	152				
Feed Plate Gun Adapters	264				
FineLine® High Definition Plasma Cutting Systems	200				
FlexCut® 80	199				
FlexCut® 125	199				
FlexCut® 200	200				
Flex Feed® 74 HT	101, 114				
Flex Feed® 84	101, 114				
Flex Feed® 84 Dual	102				
Flextec® 350X	35				
Flextec® 350XP	35				
Flextec® 350X PowerConnect®	36				
Flextec® 350X PowerConnect® Inverter Racks	67				
Flextec® 350X Inverter Racks	67				
Flextec® 500X Inverter Racks	68				
Flextec® 500X	37				
Flextec® 650X	38, 122				
Flextec® 650X Inverter Racks	68				
FR Welding Sleeves with Knit Liner	148				
FR Welding Lab Coat	148				
FR Welding Shirts Black	147				
FR Welding Shirts Khaki	147				
Frontier 400X	85				
Frontier 400X Pipe	85				
Full Leather Steelworker® Gloves	143				
Fume Extraction Arms	232				
G					
Ground Clamps	160				
Goggles (Cutting & Grinding)	150-151				
Guns & Torches	173-195				
H					
Heat-Resistant Welding Gloves	143				
Heavy-Duty Leather Welding Jacket	145				
Heavy-Duty MIG/Stick Welding Gloves	141				
Heavy-Duty Tape Measure	159				
HELIX® M45 Weld Head	54				
HELIX® M85 Weld Head	53				
HELIX® M627 Weld Head	54				
High Vacuum Central Systems	240				
High Visibility FR Orange Jacket With Reflective Stripes	147				
HYDROGUARD™ Rod Canister	162				
HYDROGUARD™ Rod Ovens	162				
I					
Idealarc® 250	5				
Idealarc® AC1200	124				
Idealarc® CV305	31				
Idealarc® CV400	31				
Idealarc® DC400	36				
Idealarc® DC600	38, 122				
Idealarc® DC1000	123				
Idealarc® DC1500	123				
Industrial C-Clamp	159				
Industrial Duffle Bag	140				
Industrial Flint Striker	159				
Industrial Soap Stone Holder	159				
Industrial Welding Gear Ready-Pak®	140				
Infinity Pak® Dispensing System	214				
Innershield® Guns	182				
Introductory Education Welding Gear Ready-Pak®	139, 261				
Intermediate Education Welding Gear Ready-Pak®	139, 261				
Inverter® V155-S	4, 10				
Inverter® V160-T	10				
Inverter® V276	6				
Inverter® V276 Inverter Racks	69				
Inverter Racks	67-69				
K					
K126™ PRO Welding Gun	182				
L					
Laser Welding (Automation Solutions)	220				
Leather Helmet with Press Fit Seal	149				
Leather TIG Welding Gloves	142				
Leaders Learn with Lincoln Electric (Education Solutions)	252				
LF-72	100				
LF-74	100				
Lincoln® Cover 2® Clear Safety Glasses	152				
Lincoln Electric Education Partner Schools (LEEPS)	253				
Lincoln® 360 Foam Padded Clear Safety Glasses	154				
Lincoln® Black Outdoor Safety Glasses	153				
Lincoln® Red Outdoor Safety Glasses	152				
Lincoln® Starlite® Outdoor Safety Glasses	152				

Lincoln® Starlite® Clear Safety Glasses	151
Lincoln® Starlite® IR 5 Safety Glasses	153
LN-23P	96
LN-25 PRO Dual Power	99
LN-25 PRO Standard	98
LN-25X™ with CrossLinc® Technology and TVT	98
Low Vacuum Central Systems	240
LT-7 Tractor	115
M	
Magnetic Fixtures and Hand Lifters	156
Magnum® PRO 100L Gun	174
Magnum® PRO 100SG Spool Gun	187
Magnum® PRO 175L Gun	174
Magnum® PRO 250L Gun	175
Magnum® PRO 250LX™ Spool Gun	188
Magnum® PRO 250LX™ GT Spool Gun	188
Magnum® PRO 300 AL Push Gun	191
Magnum® PRO AL Pistol Grip Push-Pull Guns	190
Magnum® PRO Barrel Series	179-180
Magnum® PRO Barrel HDE™ Series	177
Magnum® PRO Curve™ Series	178
Magnum® PRO Curve™ HDE™ Series	176
Magnum® PRO Fume Guns	182
Magnum® PRO AL Fixed Conduit 225 Air-Cooled Push-Pull Guns	189
Magnum® PRO AL Fixed Conduit 450 Water-Cooled Push-Pull Guns	190
Magnum® PRO Robotic Guns	184-185
Magnum® PRO Water-Cooled Guns	181
Magnum® PRO Water-Cooled Robotic Guns ..	186-187
Magnum® SG Spool Gun	187
Magnum® Welding Guns	180
Manual Hand Lifter	156
MASTERPIPE™ Compact Profiler	203
MAXsa® 10 Controller	119
MAXsa® 19 Controller	120
MAXsa® 22 Feed Head	119
MAXsa® 29 Feed Head	120
Mechanized Welding (Automation Solutions) ..	219
MIG & FCAW: Industrial Welders	30-33
MIG: Wire Feeder/Welders	20-29
Mini Multi-Angle Fixture	156
Modular Extraction Hood	234
Multi-Angle Fixture	156
Multi-Operator Welding Systems	67-71
Multi-Process Welders	34-46
N	
NA-3S Controller	116
NA-3S/NA-4 and NA-3SF/NA-4F Feed Heads	117
NA-4 Controller	117
NA-5 Controller	118
NA-5S and NA-5SF Feed Heads	118
O	
OMNISHield™ Professional Face Shields	150
Outback® 145	73
Outback® 185	74
P	
Padded Safety Glasses	150
PIPEFAB®	37, 48
Pivot Angle Magnetic Fixture	156
Portable Mechanized & Orbital Welding	219
Positioning Equipment (Automation Solutions) ..	219
Power Feed® 25M	99
Power Feed® 84 Dual	104
POWER MIG® 140 MP®	21
POWER MIG® 180C	21
POWER MIG® 180 Dual	22
POWER MIG® 210 MP®	22
POWER MIG® 256	23
POWER MIG® 260	23
POWER MIG® 360MP®	24
Power REAM® Torch Maintenance System	214
Power Wave® AC/DC 1000® SD	124
Power Wave® Advanced Module	51
Power Wave® 300C	48
Power Wave® 300 C Education Ready-Pak® Package	258
Power Wave® S350	49
Power Wave® S500	50
Power Wave® S700	50
Power Wave® STT® Module	51
Power Wave® Wireless Connectivity Module	52
Precision TIG® 225	12
Precision TIG® 275	13
Precision TIG® 375	13
Premium 7 Series Stick/MIG Elkskin Welding Gloves	141
Premium 8 Series Stick/MIG Elkskin Welding Gloves	141
Premium Welding Gear Ready-Pak®	140
Premium Leather MIG/Stick Welding Gloves	141
Premium Leather TIG Welding Gloves	142
Prism® Central System	237
Prism® Circulator® 4000	239
Prism® Compact	238
Prism® Direct Exhaust Fan	228
Prism® Down Draft	233
Prism® Exhaust Hoods	234
Prism® Filter Bank	236
Prism® Mobile	228
Prism® Mobile with Mechanized Cleaning	229
Prism® Thermal Suppression	240
Prism® Wall Mount	230
Prism® Wall Mount with Mechanized Cleaning ..	231
Push-Pull Guns	189-190
Push/Pull Fume Systems	239
PythonX® Plate	202
PythonX® SPG	204
PythonX® Structural	204
R	
Radius® Welding Tools	156-162
Ranger® 225	74
Ranger® 250 GXT	75
Ranger® 260MPX™	75
Ranger® 305 G	76
Ranger® 305 G EFI	76
Ranger® 305 LPG	77
Ranger® 330MPX™	77
REALWELD®	258
Red Line® Welding Apparel	139-154
Robotic Welding (Automation Solutions)	220
Robotic Welding Power Sources and Wire Feeders (Automation Solutions)	224-225
Roll Cage™ Welding Rigging Gloves	141
RP6 Weldable Rust Preventative Fluid	163
S	
SAE-300® HE	82
SAE-300® MP	83
SAE-500® Severe Duty™	87
Safety Glasses	151-154
Semiautomatic Wire Feeders	95-112
Shade 3 Cutting and Grinding Goggles	151
Shade 5 Cutting and Grinding Goggles Compact ..	150
Shade 5 Cutting and Grinding Goggles Wide	150
Shadow™ Grain Leather-Sleeved Jacket	145
Shadow™ Split Leather-Sleeved Jacket	145
Square Wave® TIG 200	11
Split-Leather Welding Apron	148
Split-Leather FR Welding Sleeves	148
Spool Guns	187-188
Stainless Steel and Aluminum Wire Brushes	157
Stamping and Metal Forming (Automation Solutions)	218
Standard Welding Gear Ready-Pak®	139
Stick Welders	3-8
Submerged Arc & Automatic Equipment	113-130
Submerged Arc Guns	182
System Integration (Automation Solutions)	221
T	
T300 Electrode Holder	160
Tandem Cruiser™ Tractor	116
Teaching Aid Toolbox	257
TIG Torches	191-194
TIG Welders	9-19
Tomahawk® 375 Air	197
Tomahawk® 625	197
Tomahawk® 1000	198
Tomahawk® 1500	198
Tooling (Automation Solutions)	218
Torchmate® 4400 / 4800 / 4510	201
Torchmate® 5100	202
Torchmate® 4400 / 4800 / 4510 Education Packages	260

Torchmate® X Series	201	Weld Filet Gauge - 7 pc. Set	159
Traditional FR Cloth Jackets Black	146	Weld Power Cables	265
Traditional FR Cloth Jackets Khaki	146	Weld Wire Conduit	212
Traditional Leather Drivers Gloves (Unlined)	143	Welders All-In-One Backpack	140
Traditional Lincoln® Clear Safety Glasses	151	Welders Leather Drivers Gloves (Lined)	143
Traditional MIG/Stick Welding Gloves	142	Welper®	158
Traditional Split Leather-Sleeved Jacket	144	Wire Brushes	157
U		Wire Delivery	211-216
U/LINC™ Welding & Cutting Curriculum	252	Wire Delivery Accessories	215
V		Wire Feed Assist	213
Vantage® 322	84	Wire Level Gauge	215
Vantage® 435X	86	Wire Straighteners	213
Vantage® 441X	86	Women's Starlite® Clear Safety Glasses	151, 155
Vantage® 549X	87, 121	Women's Shadow™ Welding Jacket	155
Vantage® 566X	88, 121	Women's Welding Gear Ready-Pak®	139
Vernon Tool® MPM®	203	Women's Welding Gloves	155
VRTEX® 360+ (Dual User)	254	X	
VRTEX® 360 (Single User)	255	XLR™ P100 Half Mask Respirators	138
VRTEX® Engage	257	X-Tractor® 1 Fume Gun	227
VRTEX® Transport (Dual User)	255	X-Tractor® Fume Gun Series	229
VRTEX® Transport (Single User)	256	X-Tractor® Mini	227
VRTEX® Upgrade: Oxyfuel Cutting	256	XVI Series HD FR & Split Leather Welding Jackets	144
VIKING™ 1740 Series Helmets	132	XVI Series Industrial FR Welding Jackets	144
VIKING™ 1840 Series Helmets	132	Z	
VIKING™ 2450 Series Helmets	133	ZEMAN Solutions	223
VIKING™ 2450D Helmet	133		
VIKING™ 3250D FGS Helmet	134		
VIKING™ 3250D FGS PAPR Helmet	138		
VIKING™ 3350 PAPR™ Helmet	137		
VIKING™ 3350 XG PAPR™ Helmet	137		
VIKING™ 3350 Series Helmets	134		
VIKING™ Industrial Passive™ Helmet	132		
VIKING™ Welding Helmets	132-138		
W			
Warranty Information	2		
Weld Fume Control	226-250		
Welding Aprons	148		
Welding Blankets	161		
Welding Beanies/Caps/Doo Rags	149		
Welding Booths and Tables	235		
Welding Booths and Tables (Education)	262		
Welding Brushes	157		
Welding Curtains	161		
Welding Gear & Tools	131-172		
Welding Gloves	141-143		
Welding Jackets	144-145		
Welding Pliers	158		
Welding Shirts	147		
Welding Safety Checklist	269		
Welding Technology & Training Center (WTTTC)	253		
Weld Cable Connectors	265		

IN YOUR **MAILBOX** >>>
ABSOLUTELY FREE!

Subscribe now and we'll add you to our mailing list. You'll receive the print edition of *ARC Magazine*. **And it's all absolutely free!**

Visit arcmagazine.pub/subscribe to subscribe today.



©Lincoln Global, Inc. All Rights Reserved.



