



PROFAX[®]

Quality Products for Welding Since 1969!



NEW



Quality Welding Accessories
Since 1948!

CATALOG 2023 • 2024



www.profax-lenco.com



PROFAX
 TEL: (281) 485-6258
 FAX: (281) 485-8030

QUICK REFERENCE

ADDRESS:
 1603 NORTH MAIN
 PEARLAND, TX 77581



QUICK REFERENCE

		PAGE(S)
160 AMP - 500 AMP AIR COOLED MIG		31 - 89
400 AMP - 500 AMP AIR COOLED MACHINE TORCH		90 - 97
600 AMP WATER COOLED MIG		98 - 100
130AMP - 450AMP SELF-SHIELD FLUX CORE		101 - 109
SUB ARC & SMALL BORE TORCHES		110 - 115
AEC 200 SPOOL GUNS AND CONTROLS		116 - 125
TIG MASTER TIG TORCHES, ACCESSORIES, TUNGSTEN & COLD WIRE FEEDER		126 - 160
ARC GOUGING TORCHES AND CARBONS		161 - 172
CERAMIC BACKING TAPE, WATER SOLUBLE PAPER, AND WELD FILLET GAUGES		173
FLOWMETERS, BALLOON FILLERS, GAUGES, CUTTING TIPS, SINGLE AND TWIN HOSE, 8 WAY PLIERS, CHEMICALS, PIPE WRAPS, AND FLANGE ALIGNMENT TOOL		174 - 179
PORTABLE BEVELING & CUTTING MACHINES POWER SOURCES & WIRE FEEDERS, STEP DOWN TRANSFORMER		180 - 196
QCC CONDUITS AND WIRE STRAIGHTENERS		197 - 198
WELDING POSITIONERS TURNING ROLLS MANIPULATORS		199 - 210
ADJUSTMENT SLIDES, OSCILLATORS, WELDING SLIDE, COMPOUND SLIDES, & MOTORIZED WELDING CROSS SLIDES		211 - 215

REPLACEMENT PARTS		PLASMA	
Bernard®	216-219	Coolant, Cable Covers, Regulators and Filters	280
Bortech®	219	Century®	281
Cobramatic®	220-221	Esab®	281-283
Esab®	222-223	Hypertherm®	283-288
Lincoln®	224-249	Miller Electric Mfg. Co.®	288-289
Miller®	250-267	Thermal Dynamics Corp.®	290-294
Thermal Arc®	267		
Tregaskiss®	268-269		
Tweco®	270-279		
		CONTACTORS	295-298



		PAGE(S)
ELECTRODE HOLDERS		2 - 5
GROUND CLAMPS		6 - 8
ROTARY & MAGNETIC GROUND CLAMPS		9 - 12
CABLE CONNECTORS		13 - 14
CABLE LUGS, SPLICERS, & CUTTING CRIMPING TOOLS		15 - 17
Dinse STYLE MACHINE PLUGS AND TIG ADAPTERS		18 - 19
ADAPTERS, RECEPTACLES, CONNECTORS, & OUPUT TERMINALS		20
CHIPPING HAMMERS		21 - 23
CIRCLE BURNER & WELDING BLANKETS		24
ELECTRODE STABILIZING ROD OVENS		25
AUTOMOTIVE RESISTANCE SPOT WELDERS		26
ARC-FORCE VALUE LINE		27-28



PRE-ASSEMBLED Welding Whips & Ground Leads



Made in the U.S.A

AF2102

**Pre-Assembled
Welding Whip Leads**

AF25101



AF-2 Electrode Holder/10 ft #2 cable/LC-1040 connector

AF-25 Electrode Holder/10 ft #1 cable/LC-1040 connector

MODEL NO.	ITEM NO.	DESCRIPTION
AF2102	0999091	AF-2/10' of #2 cable & LC-1040 whip connector
AF25101	0999094	AF-25/10' of #1 cable & LC-1040 whip connector
LPG200102	099880	LPG-200/10' of #2 cable & LC-1040 whip connector
LPG300101	0992403	LPG-300/10' of #1 cable & LC-1040 whip connector

LPG200102

**Pre-Assembled
Ground Leads**

LPG300101



LPG-200 Ground clamp/10 ft #2 cable/LC-1040 connector

LPG-300 Ground clamp/10 ft #1 cable/LC-1040 connector

*** Other lengths and combinations available.**



QUALITY ELECTRODE HOLDERS

Light, Medium, and Heavy Duty Models

"AF" Series



"HT" Series



	Model	Item Code No.	Display Packaged Item Code No.	Amp Capacity	Cable Capacity	Electrodes Up To	Length	Weight
Light Duty	AF-2	01020	01020DP	200-250	1/0 (50mm ²)	5/32" (3.97mm)	8¼" (210mm)	12 oz. (345g)
Medium Duty	AF-25	01030	01030DP	250-300	2/0 (70mm ²)	3/16" (4.75mm)	8½" (216mm)	16 oz. (450g)
	AF-3	01040	-	300-350	2/0 (70mm ²)	1/4" (6.35mm)	10" (254mm)	21 oz. (600g)
Heavy Duty	AF-35	01050	-	350-400	3/0 (70mm ²)	1/4" (6.35mm)	10" (254mm)	24 oz. (680g)
	AF-50	01060	-	450-500	4/0 (95mm ²)	3/8" (9.53mm)	10½" (267mm)	31 oz. (880g)
Light Duty	HT-2	01320	01320DP	200-250	1/0 (50mm ²)	5/32" (3.97mm)	9" (229mm)	13 oz. (360g)
Medium Duty	HT-25	01330	01330DP	250-300	2/0 (70mm ²)	3/16" (4.75mm)	9¾" (248mm)	19 oz. (540g)
	HT-3	01340	-	300-350	2/0 (70mm ²)	1/4" (6.35mm)	10½" (267mm)	23 oz. (650g)
Heavy Duty	HT-35	01350	-	350-400	3/0 (70mm ²)	1/4" (6.35mm)	10½" (267mm)	24 oz. (680g)
	HT-50	01360	-	450-500	4/0 (95mm ²)	3/8" (9.53mm)	10½" (267mm)	31 oz. (880g)

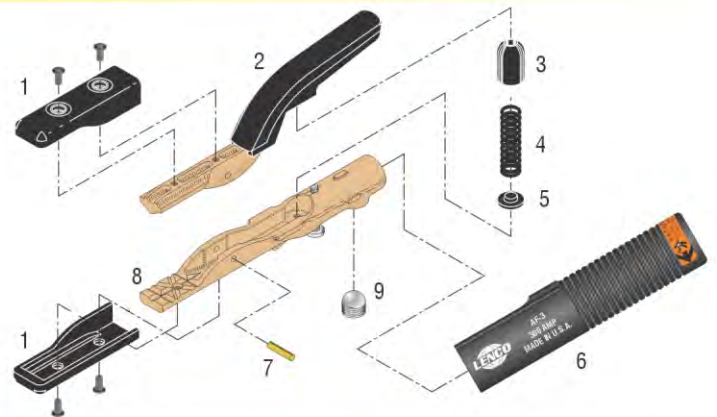
Holders may be custom imprinted with company name. (Contact LENCO for details.)

Holder Replacement Parts

Replacement parts for all LENCO electrode holders are available and easily installed. Select the parts you need from the illustration. Part names are shown below and the part number is under the holder number in the same column.

ELECTRODE HOLDER

1. Tip Insulator w/Screws
2. Upper Body Tong, Insulated
3. Spring Cup Insulator
4. Spring Set (with items 3 & 5)
5. Spring Flat Insulator
6. Molded Handle
7. Hinge Pin
8. Lower Body Tong
9. Oval-Point Screw



"AF"/"HT" - Series

Item No.	Description	Electrode Holder Model and Item Code No.									
		AF-2	HT-2	AF-25	HT-25	AF-3	HT-3	AF-35	HT-35	AF-50	HT-50
1	Tip Insulator, w/Screw	01325	01325	01325	01325	01335	01335	01335	01335	01335	01335
2	Upper Body Tong	01021	01321	01031	01331	01051	01341	01051	01341	01051	01341
3	Spring Cup Insulator	01027	01071	01071	01337	01071	01337	01071	01337	01071	01337
4	Spring Set, w/Insulators (Lexan Cup & Flat Insulator)	01026	01324	01034	01334	01054	01334	01054	01334	01069	01364
5	Spring Flat Insulator			01070	01070	01070	01070	01070	01070	01070	01070
6	Molded Handle	01023	01323	01033	01333	01042	01343	01053	01353	01066	01363
7	Hinge Pin	01214	01214	01214	01214	01223	01223	01223	01223	01223	01223
8	Lower Body Tong	01022	01022	01032	01032	01041	01041	01052	01052	01062	01062
9	Oval-Point Screw	01025	01025	01025	01025	01225	01225	01068	01068	01068	01068
	Tip Insulator Screws, doz.	01065	01065	01065	01065	01065	01065	01065	01065	01065	01065



FULLY INSULATED DURO HOLDERS

Light, Medium, and Heavy Duty Models

DEPENDABLE ELECTRODE HOLDERS

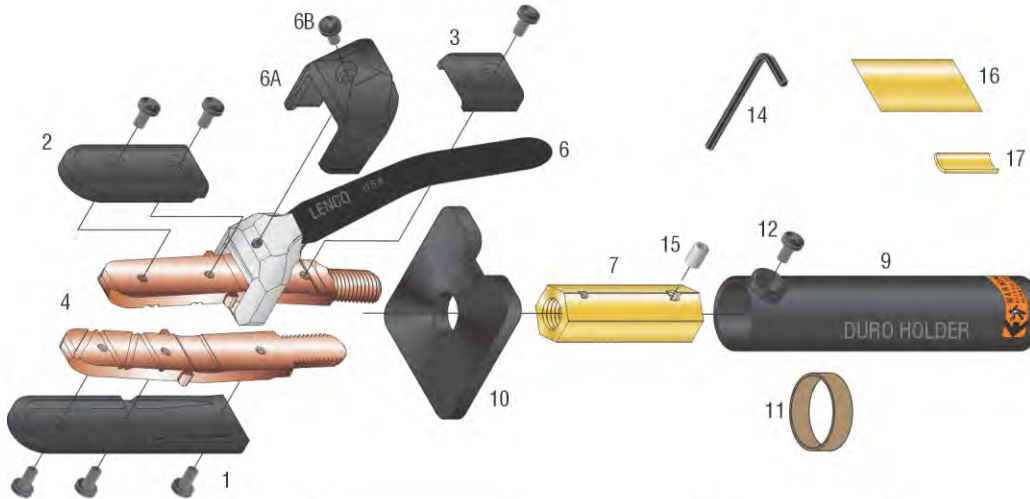
Duro has produced dependable and efficient holders since 1932. They are lightweight and perfectly balanced to make working less awkward no matter where the weld must be made. The jaws are made with a unique internal tension design which is extremely durable. The positive energy saving grip of the jaws holds large or small electrodes equally well. All parts are easily replaced using a screwdriver and wrench. Check these features:



“This is the Original Duro Product.”

- Unique internal tension design lasts longer
- Positive grip jaws hold small or large electrodes
- Easily replace parts quickly using only screwdriver and wrench
- No coil spring to lose its tension
- Safe, square guard protects hands from heat; prevents rolling and grounding when set down
- Screw-in type jaws replaced with only a wrench
- Cool operating and cool handling

	Model	Item Code No.	Amp Capacity	Cable Capacity	Electrodes Up To	Length	Weight
Light Duty	250-I	016250	250	1/0 (50mm ²)	3/16" (4.75mm)	9-1/2" (241mm)	13 oz. (360g)
Medium Duty	300-I	016300	300	2/0 (70mm ²)	1/4" (6.3mm)	11-5/8" (295mm)	20 oz. (570g)
Heavy Duty	400-I	016400	400	3/0 (70mm ²)	5/16" (7.9mm)	12-1/4" (311mm)	24 oz. (677g)
	600-I	016600	600	4/0 (95mm ²)	3/8" (9.5mm)	13-1/4" (337mm)	36 oz. (1kg)



DESCRIPTION	ITEM NO.	#250-I	#300-I	#400-I	#600-I
Bottom Jaw Insulator	1	016251	016301	016401	016401
Top Jaw Insulator - Large	2	016252	016302	016402	016402
Top Jaw Insulator - Small	3	016253	016303	016403	016403
Jaws - Plain (upper & lower)	4	016254	016304	016404	016404
Jaws with Insulators		016255	016305	016405	016405
Trigger - Plain	6	016256	016256	016256	016256
Trigger Insulator Cover	6A	016256A	016256A	016256A	016256A
Trigger Insulator Screw - 6 pcs	6B	016256B-6	016256B-6	016256B-6	016256B-6
Brass Core w/Hardware Kit	7	016257	016307	016407	016607
Trigger with Insulator		016258	016258	016258	016258
Handle	9	016259	016309	016409	016609
Guard	10	0162510	016310	016410	016410
Rubber Insulator for Handle Screw	11	N/A	016311	016311	016311
Handle Screw	12	0162512	016312	016312	016312
Screw for Jaw Insulation - 6 pcs		016256B-6	016256B-6	016413-6	016413-6
Screw for Jaw Insulation - 100 pcs		016256B-100	016256B-100	016413-100	016413-100
Allen Wrench	14	0162514	0162514	0162514	016614
Set Screw for Core Requires 2 for 400 & 600	15	0162515	0162515	0162515	016615
Brass Foil	16	0162516	0162516	0162516	0162516
Curved Brass Piece	17	0162517	0162517	0162517	0162517



QUALITY ELECTRODE HOLDERS

“Twister” and Isolator Electrode Holder



The LT-250/400 design minimizes exposed screws, internal metal parts or any current carrying members in the holder for added user safety.



	Model	Item Code No.	Amp Capacity	Cable Capacity	Electrodes Up To	Length	Weight
Medium Duty	LT-250	01420	250	2/0 (70mm ²)	3/16" (4.75mm)	8" (203mm)	11 oz. (310g)
	RHA-250*	01430	250	—	3/16" (4.75mm)	3-1/2" (89mm)	5.4 oz. (153g)
Heavy Duty	LT-400	01410	400	3/0 (70mm ²)	1/4" (6.35mm)	8-15/16" (227mm)	22 oz. (624g)
	RHA-400*	01400	400	—	1/4" (6.35mm)	4-1/8" (105mm)	9 oz. (255g)

*MODEL RHA-250/400 Replaceable Head Only

Holders may be custom imprinted with company name.

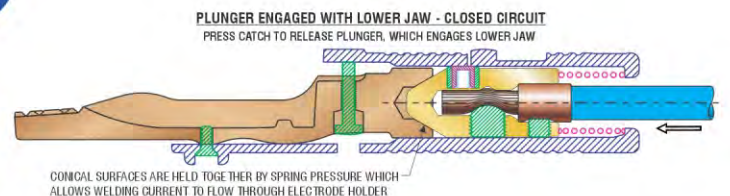
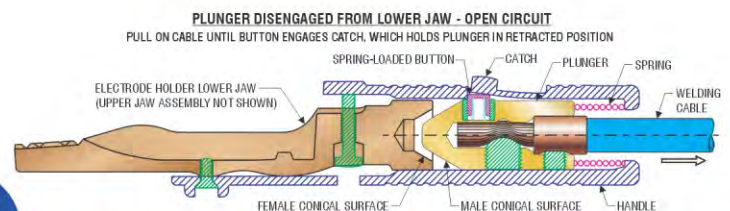
LT-250/400 Holder Replacement Parts



Item No.	Description	LT-250 Item Code No.	LT-400 Item Code No.
1.	Head Insulator	01422	01472
2.	Head Insulator Screw	01485	01485
3.	Head Member	01427	01477
4.	Spring Cup	01425	01284
5.	Spring Coil	01426	01286

Item No.	Description	LT-250 Item Code No.	LT-400 Item Code No.
6.	Handle	01424	01474
7.	Pressure Pin	01423	01481
8.	Brass Body w/Screws	01432	01482
9.	Pressure Pin Screw	01485	01485
10.	Oval-Point Screw (2)	01025 (1)	01025 (2)

Isolator Holders



Model	Item Code No.	Description
IS-25	01525	AF Style Isolator w/cable
ISH-25	01555	HT Style Isolator w/cable

FEATURES

- Electrode holder with locking mechanism
- Helps protect user from OCV
- Safely reinsert electrode and position into tight, difficult areas
- Available in AF or HT style holders, designed for 250 amps using 3/16" electrode maximum
- Complete with 12' of No. 2 cable & LC-1040 male connector or optional *Dinse* Style connector.



GROUND CLAMPS

A good ground connection is just as important in a welding circuit as the holder and the cables. A good ground clamp reduces energy costs, extends cable life, helps produce consistent welds and allows ground location to be easily changed.

Economy Ground Clamps



MG-180



EG-200



EG-300



EG-500

The **Model MG-180** is a molded non-conductive ground clamp with copper jaws.

The **Model EG-200** ground clamp is ideal for light duty welding. May be used for other light duty applications.

The **Model EG-300** ground clamp is ideal for the farm welder or for light shop work.

The **Model EG-500** is excellent for field erection or where clamping to bar stock, piping or various shapes of metal is necessary. The pure copper braided shunt allows both high copper alloy jaws to carry welding current. A rugged, all steel body protects the heavy duty spring.

Model	Item Code No.	Amp Capacity	Type of Cable Connection	Weight	Jaw Opening
MG-180	02180	180	Bolt and Nut with Support	6.7 oz. (193g)	2" (51mm)
EG-200	02000	200	Bolt and Nut with Support	6 oz. (170g)	1½" (38.1mm)
EG-300	02040	300	Bolt and Nut with Support	11 oz. (310g)	2" (51mm)
EG-500	02050	500	Bolt and Nut with Support	22 oz. (620g)	2" (51mm)
—	02055	Replacement Contact Stud w/Nut - EG-500		—	—
—	02056	Replacement Double Hump Jaw w/Nut - EG-500		—	—

Quality • High Copper Alloy • Insulated Spring

- LENCO ground clamps have the largest contact area with the work of any clamp on the market. Serrated upper and lower jaws insure maximum bite to the work. A good ground clamp helps assure proper voltage for maximum weld results with all rods.

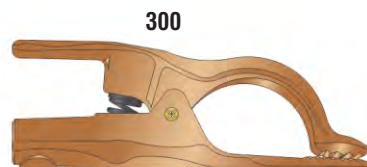
- Both upper and lower jaws of all three models are made from a high copper alloy assuring excellent current carrying ability. No steel jaws are used. A good ground connection assures better welds.

- A tough, brass hinge pin is durable and allows both jaws to carry current. The enclosed heavy duty spring assures a powerful bite on the work. The insulation on top and bottom provides extended spring life.

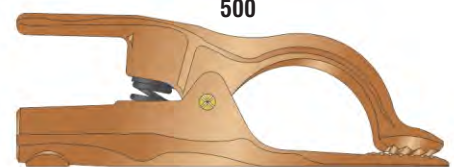
- All six of the LENCO ground clamps have the oval-point screw connection which is easy to install. No shim stock or pressure plate is needed.



200



300



500

Model	Item Code No.	Amp Capacity	Cable Capacity	Type of Cable Connection	Weight	Jaw Opening
200	02010	200	No.4 thru No.1/0(25-50mm ²)	Mechanical Oval-Point Screw	13 oz. (370g)	1" (25.4mm)
300	02020	300	No.1/0 thru No.2/0(50-70mm ²)	Mechanical Oval-Point Screw	26 oz. (740g)	1½" (38.1mm)
500	02030	500	No.3/0 thru No.4/0(70-95mm ²)	Mechanical Oval-Point Screw	35 oz. (995g)	1½" (38.1mm)



LPG-200



LPG-300



LPG-500

Model	Item Code No.	Amp Capacity	Cable Capacity	Type of Cable Connection	Weight	Jaw Opening
LPG-200	02011	200	No. 4 thru No. 1/0(25-50mm ²)	Mechanical Oval-Point Screw	13 oz. (370g)	1" (25.4mm)
LPG-300	02021	300	No.1/0 thru No.2/0(50-70mm ²)	Mechanical Oval-Point Screw	25 oz. (709g)	1½" (38.1mm)
LPG-500	02031	500	No.3/0 thru No.4/0(70-95mm ²)	Mechanical Oval-Point Screw	38 oz. (11kg)	2" (51mm)

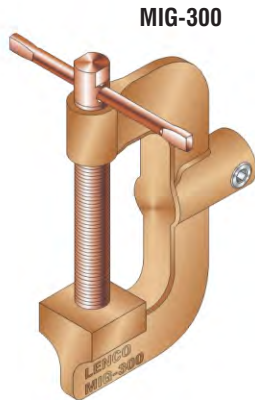


GROUND CLAMPS

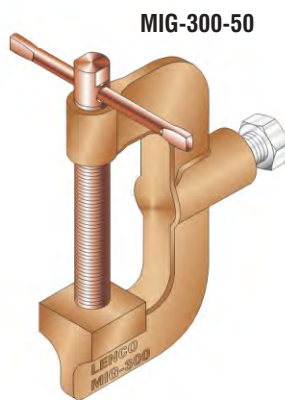
LENCO's **MIG-300/MIG-600** ground clamps are designed especially for the MIG welding process. Their powerful bite allows for low resistance ground connections. They have a full two-inch opening and a copper coated steel pressure screw. The copper coated steel "T" handle makes it easy to apply maximum pressure.

MIG-300 Ground Clamps

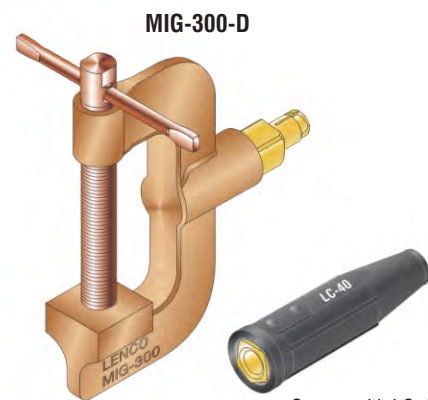
• *Designed Especially for MIG Welding* • *Reduce Voltage Drop*



MIG-300



MIG-300-50



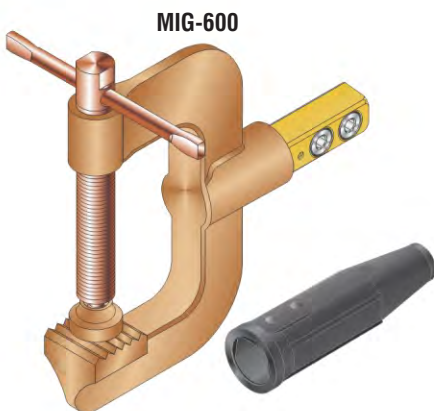
MIG-300-D

Comes with LC-40 Female

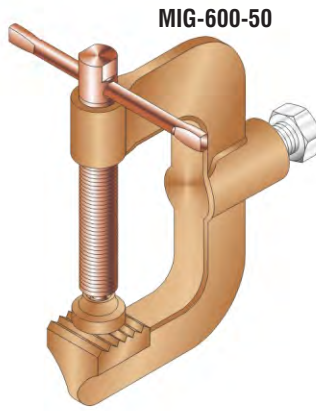
Model	Item Code No.	Amp Capacity	Cable Capacity	Type of Cable Connection	Weight	Jaw Opening	Throat Depth
MIG-300	02075	300	No. 1/0 thru No. 2/0 (50-70mm ²)	Single Oval-Point Screw	1.5 lbs. (648.5g)	2" (51mm)	1-3/4" (44mm)
MIG-300-50	02077	300	Appropriate Size Lugged Cable	1/2 - 13	1.5 lbs. (648.5g)	2" (51mm)	1-3/4" (44mm)
MIG-300-D	02082	300	No. 1/0 thru No. 2/0 (50-70mm ²)	Detachable Cable Connection	2 lbs. (932.7g)	2" (51mm)	1-3/4" (44mm)

MIG-600 Ground Clamps

• *Designed Especially for MIG Welding* • *Reduce Voltage Drop*



MIG-600



MIG-600-50



MIG-600-D

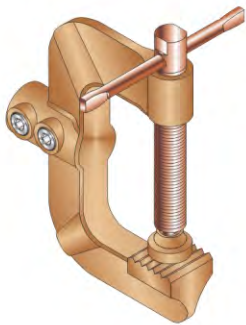
Comes with LC-40HD Female

Model	Item Code No.	Amp Capacity	Cable Capacity	Type of Cable Connection	Weight	Jaw Opening	Throat Depth
MIG-600	02070	600	No.3/0 thru No. 4/0 (70-95mm ²)	Two Oval-Point Screws	3.5 lbs. (1.6kg)	2" (51mm)	2-1/8" (54mm)
MIG-600-50	02071	600	Appropriate Size Lugged Cable	1/2 - 13	3.5 lbs. (1.6kg)	2" (51mm)	2-1/8" (54mm)
MIG-600-D	02081	600	No.3/0 thru No. 4/0 (70-95mm ²)	Detachable Cable Connection	3.9 lbs. (1.8kg)	2" (51mm)	2-1/8" (54mm)

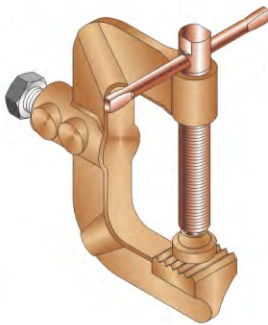


HEAVY DUTY GROUND CLAMPS

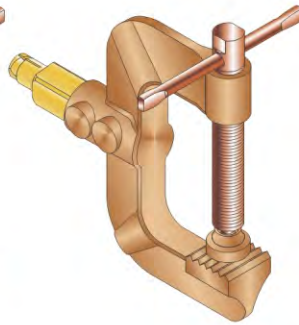
Model "G"/G-1500 Ground Clamps



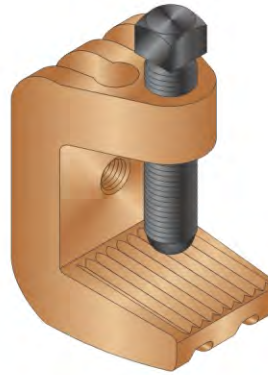
Model "G"



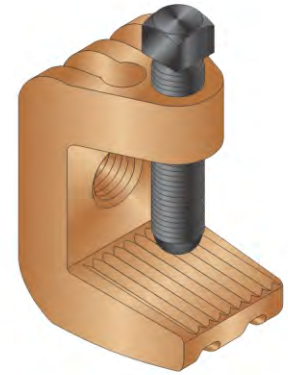
Model G-50



Model G-50WDM



Model G-1500-34



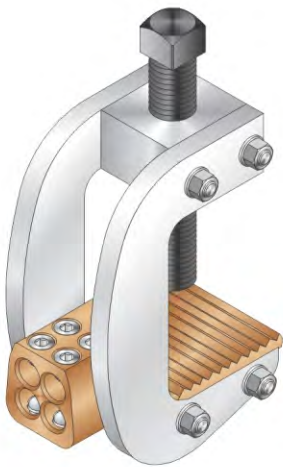
Model G-1500-138

• Reduce Voltage Drop


Apply up to 2,000 lbs. (907kg) pressure with the heavy duty pressure screw. The "G" and G-1500 are cast out of a heavy alloy material designed for high amperage applications. The design maximizes surface contact area which provides cool and efficient operation. The G-1500 can also be used with LENCO's R-4C & LRG Series Rotary Grounds (see pages 10-11).

Model	Item Code No.	Amp Capacity	Type of Connection	Weight	Jaw Opening	Throat Depth	Cable Capacity
G	02060	600	Two Oval-Point Screws	70.4 oz.(2kg)	3-3/8" (85.7mm)	3-1/8" (79mm)	No.3/0 thru No.4/0(70-95mm ²)
G-50	02061	600	1/2 - 13 Screw	70.4 oz.(2kg)	3-3/8" (85.7mm)	3-1/8" (79mm)	Appropriate Size Lugged Cable
G-50WDM	02069	600	Detachable Cable Connection	70.4 oz.(2kg)	3-3/8" (85.7mm)	3-1/8" (79mm)	No.3/0 thru No.4/0(70-95mm ²)
G-1500-34	02230	1500	3/4 - 10 F. Thread	9.5 lbs.(4.3kg)	3" (76.2mm)	3" (76.2mm)	N/A
G-1500-138	02240	2000	1-3/8 - 6 F. Thread	9.5 lbs.(4.3kg)	3" (76.2mm)	3" (76.2mm)	N/A

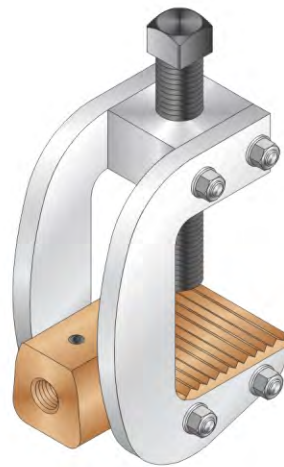
Model RBG1500 Ground Clamps - Totally Rebuildable



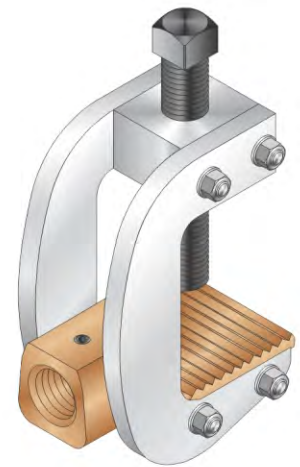
RBG1500-4/40



RBG1500-2/250



RBG1500-34



RBG1500-138

- Heavy Duty fits large diameter pipe & thick plate up to 4-1/2"
- Strong steel frame that will not spread open

- Heavy copper base for efficient current transfer
- **Special larger jaw opening available on request up to 12" & above**

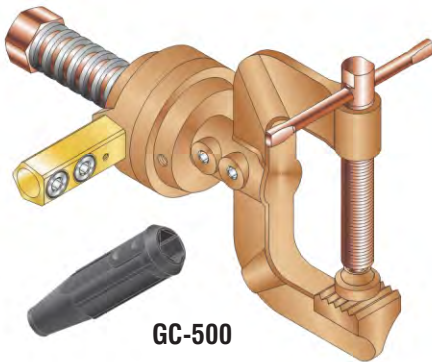
Model	Item Code No.	Amp Capacity	Type of Connection	Weight	Jaw Opening	Throat Depth	Cable Capacity
RBG1500-4/40	02620	1500	8 Oval-Point Screws	13.2 lbs.(6.0kg)	4 1/2" (114.3mm)	3" (76.2mm)	4 ea. - 4/0 cables
RBG1500-2/250	02630	1500	4 Oval-Point Screws	13.6 lbs.(6.2kg)	4 1/2" (114.3mm)	3" (76.2mm)	2 ea. - 250MCM
RBG1500-34	02610	1500	3/4 - 10 F. Thread	13.8 lbs.(6.3kg)	4 1/2" (114.3mm)	3" (76.2mm)	N/A
RBG1500-138	02600	2000	1-3/8 - 6 F. Thread	13.2 lbs.(6.0kg)	4 1/2" (114.3mm)	3" (76.2mm)	N/A



GROUND CLAMPS

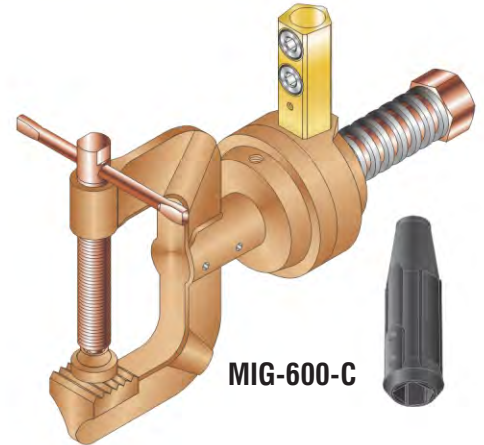
ROTARY GROUNDS

ROTARY GROUND CLAMPS



GC-500

The two LENCO rotary devices shown here, the **GC-500** and the **MIG-600-C**, are combinations of LENCO products to provide rotating grounds. Both use the **Model "C"** rotary clamp. Both are designed to make it easy to attach the rotating portion to the work. The units come completely assembled, ready to attach to the work. They are field proven and do an excellent job.



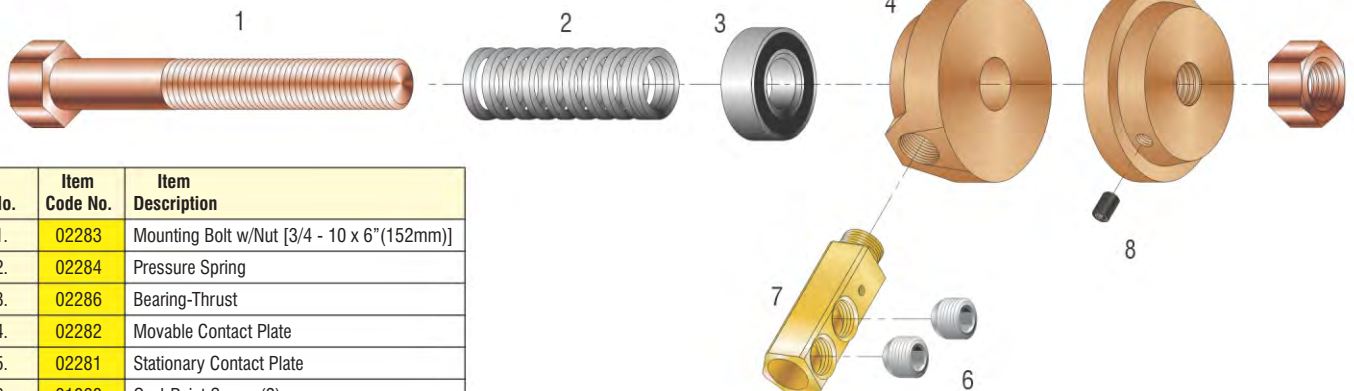
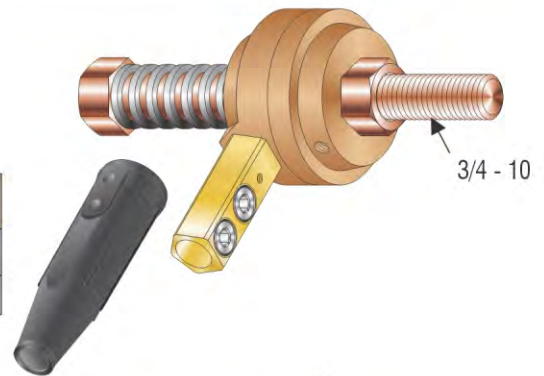
MIG-600-C

Model	Item Code No.	Amp Capacity	Cable Fitting Thread	Type of Cable Connection	Weight	Jaw Opening	Throat Depth	Cable Capacity
GC-500	02120	500	1/2 - 13	2 Oval-Point Screws, with Cover	8 lbs. (3.6kg)	3-3/8" (85.7mm)	2-1/2" (64mm)	No.3/0 thru 4/0(70-95mm ²)
—	02121	500	1/2 - 13	Replacement C clamp for GC-500				
MIG-600-C	02130	500	1/2 - 13	2 Oval-Point Screws, with Cover	7 lbs. (3.2kg)	2" (51mm)	2-1/8"(54mm)	No.3/0 thru 4/0(70-95mm ²)
—	02132	500	1/2 - 13	Replacement C clamp for MIG-600-C				
—	05345			Insulating Cover (Black) Standard Cable Fitting				

Model "C" Rotary Grounds

The **MODEL "C"** rotary clamp bolts the stationary contact plate directly to the work. The movable contact plate revolves like a "ferris wheel action" and the spring keeps tension on the two faces. Current flow is between machined faces. Cables will not bind. The Model "C" can also be installed on the end for rotary work.

Model	Item Code No.	Amp Capacity	Type of Cable Connection	Weight	Cable Capacity
C	02080	500	Double Oval-Point Screws	3.5 lbs. (1.6kg)	No. 3/0 thru 4/0 (70-95mm ²)
—	05345		Insulating Cover (Black) Standard Cable Fitting		



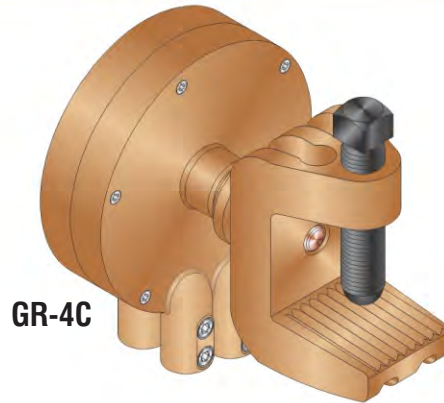
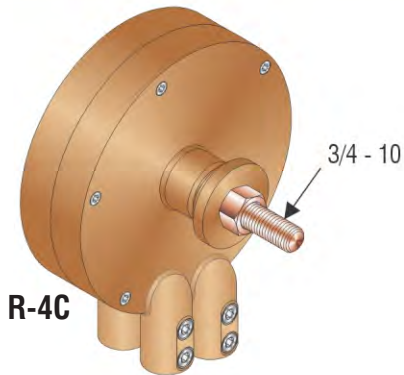
No.	Item Code No.	Item Description
1.	02283	Mounting Bolt w/Nut [3/4 - 10 x 6"(152mm)]
2.	02284	Pressure Spring
3.	02286	Bearing-Thrust
4.	02282	Movable Contact Plate
5.	02281	Stationary Contact Plate
6.	01068	Oval-Point Screw (2)
7.	02085	Cable Fitting (1/2 - 13)
8.	02285	Set Screw (5/16 - 18)



ROTARY GROUND CLAMPS

LENCO rotary grounds stop the twisting of welding cables where the work rotates.

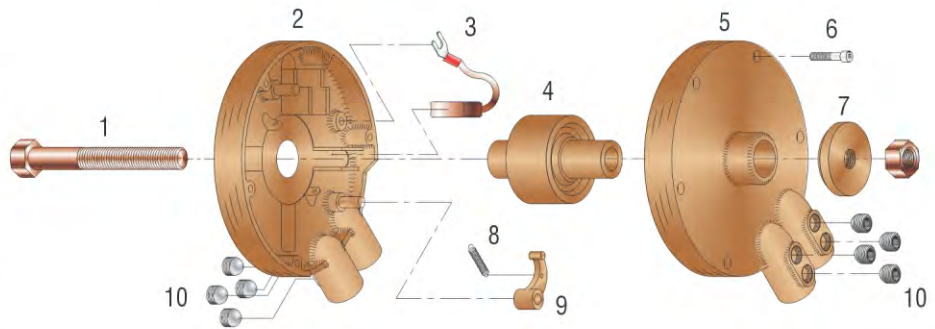
Model "R-4C-"/"GR-4C" Rotary Grounds



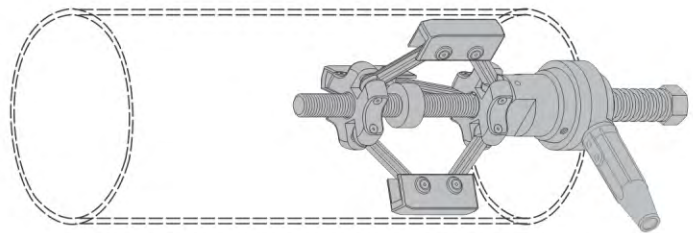
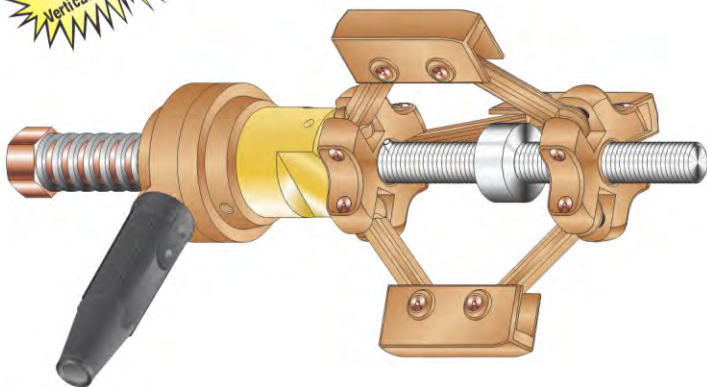
Model	Item Code No.	Amp Capacity	Type of Cable Connection	Weight	Jaw Opening	Throat Depth	Cable Capacity
R-4C	02200	1500	(4) Double Oval-Point Screw Connection	23 lbs. (10.4kg)	—	—	No. 3/0 thru 4/0 (70-95mm ²)
GR-4C	02220	1500	(4) Double Oval-Point Screw Connection	33 lbs. (15.4kg)	3" (76.2mm)	3" (76.2mm)	No. 3/0 thru 4/0 (70-95mm ²)

MODEL "R-4C" REPLACEMENT PARTS LIST

Item No.	Item Code No.	Description
1.	02108	Mounting Bolt w/Nut [3/4 - 10 x 7 1/2" (190mm)]
2.	02101	Clamp Housing, Threaded
3.	02104	Brushes (4)
4.	02103	Rotor
5.	02102	Clamp Housing, Counterbored
6.	02107	Cap Screw (5)
7.	02109	Contact Plate
8.	02106	Brush Finger Spring (4)
9.	02105	Brush Finger (4)
10.	01068	Oval-Point Screw (8)



PRG -48ID/816ID Rotating Internal Pipe Ground Clamps



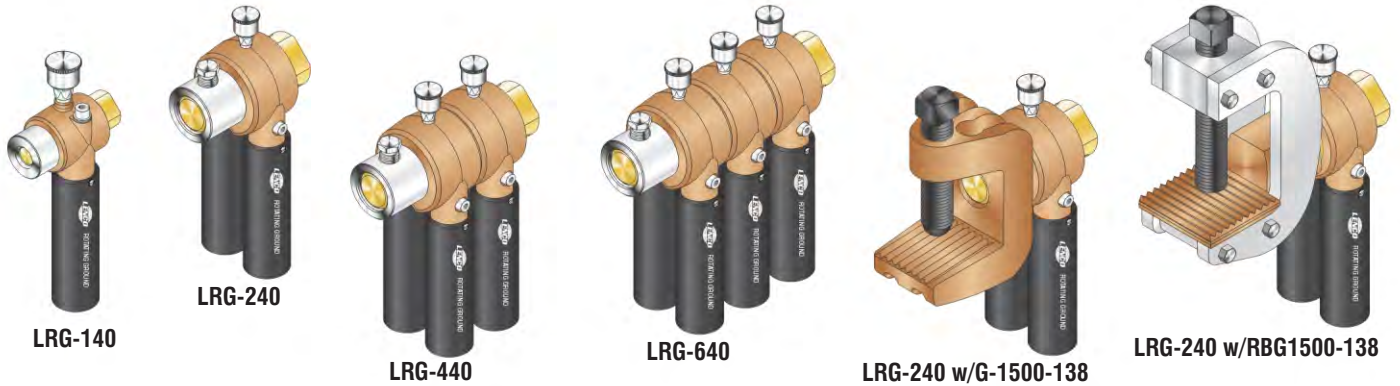
The LENCO PRG-48ID and PRG-816ID Ground Clamps are designed for vertical or horizontal positions of manual, semi-automatic or fully automatic welding applications. The PRG series has three pads which, when positioned, make direct contact with the inside of the pipe being welded or cut - eliminating the need for additional mounting brackets or threaded assemblies. The PRG Series Ground Clamps utilize the reliable "C" rotary ground that incorporates both a stationary and movable contact plate that rotates 360°. The spring keeps tension on the two faces and is easily adjustable for various applications. By tightening or loosening the flange, the PRG grounds are easily installed or removed.

Model	Item Code No.	Amp Capacity	Description	Type of Cable Connection	Weight	Cable Capacity
PRG-48ID	02700	500	Pipe Rotating Ground; 4 1/2"-8" I.D. Pipe	Double Oval-Point Screws	10.5 lbs. (4.77kg)	No. 3/0 thru No. 4/0 (70-95mm ²)
PRG816ID	02710	500	Pipe Rotating Ground; 8"-16" I.D. Pipe	Double Oval-Point Screws	14 lbs. (6.36kg)	No. 3/0 thru No. 4/0 (70-95mm ²)



ROTARY GROUND CLAMPS

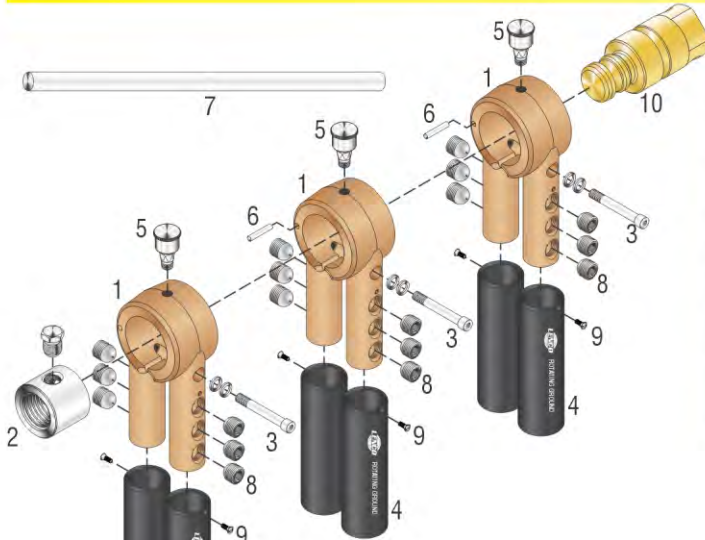
Model LRG-140/LRG-240/LRG-440/LRG-640 Rotating Grounds



LENCO Rotating Grounds ranging from 400 amp to 2000 amperage rating. Each Rotating Ground can be permanently welded to the work or easily attached by using the G-1500-138 or RBG1500-138 "C" type clamp.

Model	Item Code No.	Amp Capacity	Type of Cable Connection	Cable Capacity	Number of Heads	Shaft Stud Size	Weight
LRG-140	02500	400	(1) Triple Oval-Point Screw Connection	1 EA. 3/0-4/0(70-95mm ²)	1	3/4"-10 NC	3.60 lbs. (1.63kg)
LRG-240	02510	800	(2) Triple Oval-Point Screw Connection	2 EA. 3/0-4/0(70-95mm ²)	1	1-3/8" NC	8.75 lbs.(3.97kg)
LRG-440	02520	1500	(4) Triple Oval-Point Screw Connection	4 EA. 3/0-4/0(70-95mm ²)	2	1-3/8" NC	15.25 lbs.(6.92kg)
LRG-640	02530	2000	(6) Triple Oval-Point Screw Connection	6 EA. 3/0-4/0(70-95mm ²)	3	1-3/8" NC	21.75 lbs.(9.87kg)
G-1500-138	02240	800-2000	1-3/8" - 6 F. Thread	N/A	N/A	N/A	9.5 lbs. (4.3kg)
RBG1500-138	02600	800-2000	1-3/8" - 6 F. Thread	N/A	N/A	N/A	13.2 lbs (6.0kg)

LRG-140/LRG-240/LRG-440/LRG-640 Replacement Parts




Item No.	Code No.	Description	LRG-140	LRG-240	LRG-440	LRG-640
1.	02514	Rotating Casting	1			
	02515	Rotating Casting		1	2	3
2.	02579	Mounting Nut	1			
	02580	Mounting Nut w/Oval Point Screw		1	1	1
3.	02574	Tension Adjustment Screw w/Washers	1			
	02575	Tension Adjustment Screw w/Washers		1	2	3
4.	02585	Insulating Cover	1	2	4	6
5.	02570	Grease Cup	1	1	2	3
6.	02577	Head Alignment Pin			1	2
7.	02572	Tightening Bar		1	1	1
8.	02587	Oval Point Screw	3	6	12	18
9.	01065	Cover Screw	1	2	4	6
10.	02560	Shaft	1			
	02561	Shaft		1		
	02562	Shaft			1	
	02563	Shaft				1



Conductive Shaft Lubricant

Item Code No.	Description
02590	1 oz. Tube
02591	8 oz. w/Brush Top Can
02592	16 oz. w/Brush Top Can
02593	16 oz. Cartridge for Grease Gun



Shown with optional grease fitting 02571



*Optional Grease Gun

Item Code No.	Description
02571	Grease Fitting - Button Head
02595	Pistol Grease Gun w/Button Head Coupler
02596	Coupler - Button Head

Ground Clamps with Special Grease Fitting

Item Code No.	Description
025001	LRG-140 Roto Ground w/Spec Fitting
025101	LRG-240 w/Special Grease Fitting
025201	LRG-440 w/Special Grease Fitting
025301	LRG-640 w/Special Grease Fitting

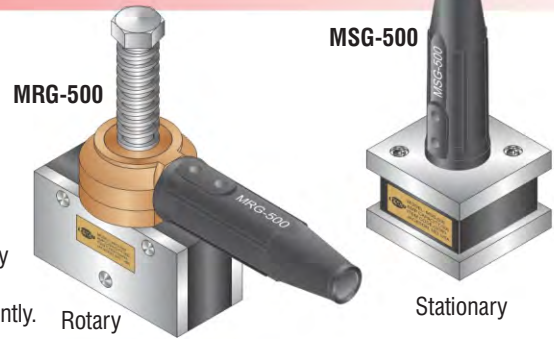


GROUND CLAMPS

MAGNETIC and MAGNETIC ROTARY GROUNDS

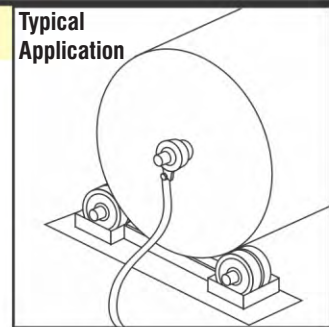
LENCO's magnetic grounds offer convenience, efficiency and quality. Both the **MRG-500** and **MSG-500** are designed to ensure greater efficiency with less overheating due to fewer junctions. Each allows the operator to keep the ground close to the work area improving the weld quality, decreasing the weld time and increasing operator production output. LENCO magnetic grounds are designed for up to 4/0 cable for maximum current carrying capacity. (for use on ferrous materials only)

The **MRG-500** is designed to be used for any rotary type welding work where cable can become twisted. The **MRG-500** covers 12 square inches giving good stability with approximately 4 inches of actual current carrying contact. The **MSG-500** also has 12 square inches of contact surface, 3 square inches per side, which can be mounted in any position and still perform efficiently.



Model	Item Code No.	Amp Capacity	Type of Cable Connection	Weight	Cable Capacity
MRG-500	02400	500	Double Oval-Point Screw with Cover	9 lbs. (4.0kg)	No. 3/0 thru No. 4/0 (70-95mm ²)
MSG-500	02300	500	Double Oval-Point Screw with Cover	4 lbs. (1.8kg)	No. 3/0 thru No. 4/0 (70-95mm ²)

"Genuine" MAGNETRODE Magnetic Rotary Grounds



Model 900
Up to 500 amps. Includes terminal handle for attaching one 4/0 ground cable. Easily attaches using LENCO Lug on cable.

Model 1500
Up to 1000 amps. Includes terminal handle for attaching two 4/0 ground cables. Easily attaches using LENCO Lugs on cables.


Model 2000
Up to 1500 amps. Includes terminal handle for attaching three 4/0 ground cables. Easily attaches using LENCO Lugs on cables.



Conductive Lubricant

Item Code No.	Description
02590	1 oz. Tube
02591	8 oz. w/Brush Top Can
02592	16 oz. w/Brush Top Can



Model	Item Code No.	Amp Capacity	Type of Cable Connection	Cable Capacity
900	02410	500	Single 1/2-13 Screw	1 4/0 (95mm ²)
1500	02420	1000	Double 1/2-13 Screw	2 4/0 (95mm ²)
2000	02430	1500	Triple 1/2-13 Screw	3 4/0 (95mm ²)



CPG-400

400 Amp Ground Designed for use on coated pipe

- 400 amp capacity
- Will work on any pipe
- Insulated pads won't damage or arc on pipe coatings
- Tightens with 10' web strap (included) which will fit up to 6' diameter pipe
- Strap width 1" / flame retardent (194 deg. F. max. working temp.)
- Easily connect ground cable with LENCO LC-40 (*Dinse* model available)




Model	Item Code No.	Amp Capacity	Type of Cable Connection	Weight
CPG-400	02450	400	LENCO LC-40	45 oz.
CPG-400D	02460	400	<i>Dinse</i>	45 oz.



CABLE CONNECTORS

Positive Lock-Tight Action

The advanced design of LENCO cable connectors offers many advantages over older styles. Metal parts are precision machined from specially shaped brass extrusion. Cam action design of male half connector pulls the two halves tightly together. Connector covers are molded from a special heat and cold resistant material.



LC-40HD w/GLASS FILLED NYLON COVER
Designed for extreme heat applications.

COVERS ARE AVAILABLE IN BLACK, RED, YELLOW, PINK, BLUE, GREEN, ORANGE, & WHITE

Colored covers make it easy to locate the connectors for field use. Also identify cable leads easily for contractors and field erectors.

Model	Cable Connection	Amp Capacity	Cable Capacity
LC-10	Single Oval-Point Screw	250	No. 4 thru No. 1/0 (25-50mm ²)
LC-40	Single Oval-Point Screw	350	No. 1/0 thru No. 2/0 (50-70mm ²)
LC-40HD-1/0	Double Oval-Point Screw	350	No. 1/0 (50mm ²)
LC-40HD-2/0	Double Oval-Point Screw	400	No. 2/0 (70mm ²)
LC-40HD	Double Oval-Point Screw	500	No. 3/0 thru No. 4/0 (70-95mm ²)
LC-40HD w/Glass Filled Nylon Cover	Double Oval-Point Screw	500	No. 3/0 thru No. 4/0 (70-95mm ²)

Optional - Connector covers may be custom imprinted with company name.



LTC-40



LTC-40-2M

Model	Description	Item Code No.								Weight
		Black	Red	Yellow	Pink	Blue	Green	Orange	White	
LC-10	Complete Unit	05040	05041	05042	---	---	---	---	---	9 oz. (255g)
	Male Half	05043	05044	05045	---	---	---	---	---	4 oz. (115g)
	Female Half	05046	05047	05048	---	---	---	---	---	5 oz. (140g)
	M Bulk Unassembled	0504301	0504401	---	---	---	---	---	---	---
	F Bulk Unassembled	0504601	0504701	---	---	---	---	---	---	---
LC-40	Complete Unit	05050	05051	05052	05550	05551	05552	05553	05554	14 oz. (400g)
	Male Half	05053	05054	05055	05555	05556	05557	05558	05559	7 oz. (198g)
	Female Half	05056	05057	05058	05560	05561	05562	05563	05564	7 oz. (198g)
	M Bulk Unassembled	0505301	0505401	0505501	0555501	0555601	0555701	0555801	---	---
	F Bulk Unassembled	0505601	0505701	0505801	0556001	0556101	0556201	0556301	---	---
LC-40HD-1/0	Complete Unit	0506004	---	---	---	---	---	---	---	15 oz. (425g)
	Male Half	0506304	---	---	---	---	---	---	---	7 oz. (198g)
	Female Half	0506604	---	---	---	---	---	---	---	8 oz. (225g)
	M Bulk Unassembled	05063041	---	---	---	---	---	---	---	---
	F Bulk Unassembled	05066041	---	---	---	---	---	---	---	---
LC-40HD-2/0	Complete Unit	0506005	---	---	---	---	---	---	---	15 oz. (425g)
	Male Half	0506305	---	---	---	---	---	---	---	7 oz. (198g)
	Female Half	0506605	---	---	---	---	---	---	---	8 oz. (225g)
	M Bulk Unassembled	05063051	---	---	---	---	---	---	---	---
	F Bulk Unassembled	05066051	---	---	---	---	---	---	---	---
LC-40HD	Complete Unit	05060	05061	05062	05800	05801	05802	05803	---	15 oz. (425g)
	Male Half	05063	05064	05065	05810	05811	05812	05813	---	7 oz. (198g)
	Female Half	05066	05067	05068	05820	05821	05822	05823	---	8 oz. (225g)
	M Bulk Unassembled	0506301	0506401	---	---	---	058121	---	---	---
	F Bulk Unassembled	0506601	0506701	---	058211	---	---	---	---	---
LC-40HD w/Glass Filled Nylon Cover	Male Half	05171	---	---	---	---	---	---	---	6 oz. (170g)
	Female Half	05175	---	---	---	---	---	---	---	7 oz. (198g)
LTC-40	"T" Connector	05900	05901	LC-40 Male (1); LC-40 Female (2)						11 oz. (310g)
LTC-40-2M	"T" Connector	05910	05911	LC-40 Male (2); LC-40 Female (1)						13 oz. (368g)



CABLE CONNECTORS

Assemblies



Whip Cable Connectors

The LENCO cable connector reducer consists of the male plug only. The plug end is the same size as the LC-40 connector male end and fits the LC-40 and LC-40HD female connector. The cable end is the same size as the LC-10 connector and will accept cable size up to No. 1/0 (50mm²).

Model	Item Code No.		Cable Connection	Maximum Cable Capacity	Weight
	Black	Red			
LC-1040	05070	05071	Oval-Point Screw	No. 1/0 (50mm ²)	6 oz. (170g)
LC40HD-1/0	0506304	N/A	Double Oval-Point Screw	No. 1/0 (50mm ²)	7 oz. (198g)



International DINSE Style



Model	Description	Item Code No.		Male End Diameter	Cable Capacity	Cable Connection	Amp Capacity	Weight
		Black	Red					
LDC-25	Complete Unit	05420	05421	.355 (9.0mm)	No. 8 thru. No. 4 (10-25mm ²)	Single Oval-Point Screw	150	3.8 oz. (109g)
	Male Half	05423	05424					1.9 oz. (55g)
	Female Half	05426	05427					1.9 oz. (55g)
LDC-50	Complete Unit	05430	05431	.508 (12.9mm)	No. 4 thru.No. 1/0 (25-50mm ²)	Single Oval-Point Screw	250	14 oz. (400g)
	Male Half	05433	05434					7 oz. (198g)
	Female Half	05436	05437					7 oz. (198g)
LDC-70	Complete Unit	05440	05441	.508 (12.9mm)	No. 1/0 thru.No. 2/0 (50-70mm ²)	Single Oval-Point Screw	350	14 oz. (400g)
	Male Half	05443	05444					7 oz. (198g)
	Female Half	05446	05447					7 oz. (198g)
LDC-95	Complete Unit	05450	05451	.508 (12.9mm)	No. 3/0 thru.No. 4/0 (70-95mm ²)	Double Oval-Point Screw	500	15 oz. (425g)
	Male Half	05453	05454					7 oz. (198g)
	Female Half	05456	05457					8 oz. (225g)


Cam-Lock Style Connectors



Model	Description	Item Code No.		Amp Capacity	Cable Capacity	Cable Connection	Interchangable with the following	
		Black	Red				Cam-Lok®	Miller®
LC-CAM-1	Male Half	05920	05921	250	No. 4 thru 1/0	Single Oval-Point Screw	E1012-62 (Black) E1012-61 (Red)	039629
	Female Half	05925	05926	250	No. 4 thru 1/0	Single Oval-Point Screw	n/a	039633
LC-CAM-2	Male Half	05930	05931	350	1/0 thru 2/0	Single Oval-Point Screw	E1012-64 (Black) E1012-63 (Red)	039630
	Female Half	05935	05936	350	1/0 thru 2/0	Single Oval-Point Screw	E1012-72 (Black) E1012-71 (Red)	039633
LC-CAM-4	Male Half	05940	05941	500	3/0 thru 4/0	Double Oval-Point Screw	E1012-66 (Black) E1012-65 (Red)	039639
	Female Half	05945	05946	500	3/0 thru 4/0	Double Oval-Point Screw	E1012-74 (Black) E1012-73 (Red)	
CT-CAM-FA	Connector Terminal Angle 45°	08035	---	Use with LC-CAM-1, LC-CAM-2, and LC-CAM-4 Males				

Machine Plugs

Model LC-10MP
Fits Miller® welders*



Model UP-10

Fits variety of welders
Century® • Powermate® • Forney® • Others



LENCO machine plugs are designed to fit welding machines using long tapered plug and receptacle. Two types are available, the LC-10MP and the UP-10, both with red or black cover.

Model	Item Code No.		Cable Connection	Cable Capacity	Taper Dimension	Taper Length	Weight
	Black	Red					
LC-10MP	05080	05081	Single Oval-Point Screw	No. 4 thru No. 1/0 (25-50mm ²)	.330-.352 (8.4-8.9mm)	1.062" (27mm)	4 oz. (115g)
UP-10	05270	05271	Single Oval-Point Screw	No. 4 thru No. 1/0 (25-50mm ²)	.364-.385 (9.2-9.8mm)	1.000" (25.4mm)	4 oz. (115g)



Mechanical Cable Lugs, Splicers, and Connector Terminals

• LENCO Cable Lugs Make Positive Cable Connection to the Welder

These mechanical lugs replace the ordinary solder lug for attaching welding cable to a welder. They are heavy duty cast copper alloy to take today's higher amperages. Cable is easily attached using large oval-point screw connection driven down with a 1/4" (6.35mm) allen wrench.



LM-610A
LM-2040A



LM-610S
LM-2040S



LM-2040S-HD
LM-2040S-HD-34



LM-610AI
LM-2040AI



LM-610SI
LM-2040SI



LM-2040SI-HD
LM-2040SI-HD-34

Model	Item Code No.	Style	Cable Capacity	Weight	Stud Hole
Without Insulator					
LM-610A	07040	Angle 45°	No. 6 thru 1/0 (16-50mm ²)	4 oz. (115g)	17/32" (13.5mm)
LM-610S	07050	Straight	No. 6 thru 1/0 (16-50mm ²)	4 oz. (115g)	17/32" (13.5mm)
LM-2040A	07060	Angle 45°	No. 2/0 thru 4/0 (50-95mm ²)	7 oz. (200g)	17/32" (13.5mm)
LM-2040S	07070	Straight	No. 2/0 thru 4/0 (50-95mm ²)	7 oz. (200g)	17/32" (13.5mm)
LM-2040S-HD	07120	Straight	No. 2/0 thru 4/0 (50-95mm ²)	20 oz. (570g)	21/32" (16.8mm)
LM-2040S-HD-34	07140	Straight	No. 2/0 thru 4/0 (50-95mm ²)	20 oz. (570g)	25/32" (20mm)
With Insulator					
LM-610AI	07080	Angle 45° Insulated	No. 6 thru 1/0 (16-50mm ²)	5 oz. (140g)	17/32" (13.5mm)
LM-610SI	07090	Straight Insulated	No. 6 thru 1/0 (16-50mm ²)	5 oz. (140g)	17/32" (13.5mm)
LM-2040AI	07100	Angle 45° Insulated	No. 2/0 thru 4/0 (50-95mm ²)	8 oz. (230g)	17/32" (13.5mm)
LM-2040SI	07110	Straight Insulated	No. 2/0 thru 4/0 (50-95mm ²)	8 oz. (230g)	17/32" (13.5mm)
LM-2040SI-HD	07130	Straight Insulated	No. 2/0 thru 4/0 (50-95mm ²)	21 oz. (600g)	21/32" (16.8mm)
LM-2040SI-HD-34	07150	Straight Insulated	No. 2/0 thru 4/0 (50-95mm ²)	21 oz. (600g)	25/32" (20mm)

Connector Terminals

- LENCO connector terminals offer you the advantage of quickly connecting or disconnecting welding cable at the power source.
- LENCO LDCT-50FA/FS are designed for male *Dinse* type connectors.

- Add On Cable
- Take Off Cable
- Change Polarity

Connector terminals are used in place of solder-type lugs and secured directly to the studs of the welder. The male half of a LENCO cable connector is attached to welding cable and is inserted into the terminal.



Model	Item Code Number	Style	Used with LENCO Connector	Weight	Stud Hole Diameter
CT-10FA	08010	Angle 45°	LC-10 Male	5 oz. (140g)	17/32" (13.5mm)
CT-10FS	08020	Straight	LC-10 Male	5 oz. (140g)	17/32" (13.5mm)
CT-40FA	08030	Angle 45°	LC-40 or LC-40HD Male	8 oz. (230g)	17/32" (13.5mm)
CT-40FS	08040	Straight	LC-40 or LC-40HD Male	8 oz. (230g)	17/32" (13.5mm)
LDCT-50FA	08110	Angle 45°	LDC-50/70/95 Male	8 oz. (230g)	17/32" (13.5mm)
LDCT-50FS	08120	Straight	LDC-50/70/95 Male	8 oz. (230g)	17/32" (13.5mm)

• Splice Cable Fast, Easy — Anywhere



CS-610
CS-2040



CS-3040

LENCO cable splicers are made from a special brass extrusion. Large oval-point steel screws on each end of the splicers make it easy to splice cables in the shop or in the field. Tough glass filled nylon sleeve insulates the splicer.

Model	Item Code No.	Cable Connection	Amp Capacity	Cable Capacity	Length	Weight
CS-610	06010	Single Oval-Point Screw	250	No. 6 thru No. 1/0 (16-50mm ²)	3 3/4" (95mm)	4 oz. (115g)
CS-2040	06020	Single Oval-Point Screw	350	No. 1/0 thru No. 2/0 (50-70mm ²)	4 1/4" (108mm)	7 oz. (200g)
CS-3040	06030	Double Oval-Point Screw	500	No. 3/0 thru No. 4/0 (70-95mm ²)	6" (152mm)	12 oz. (340g)

Note: All cable splicers must be properly insulated.

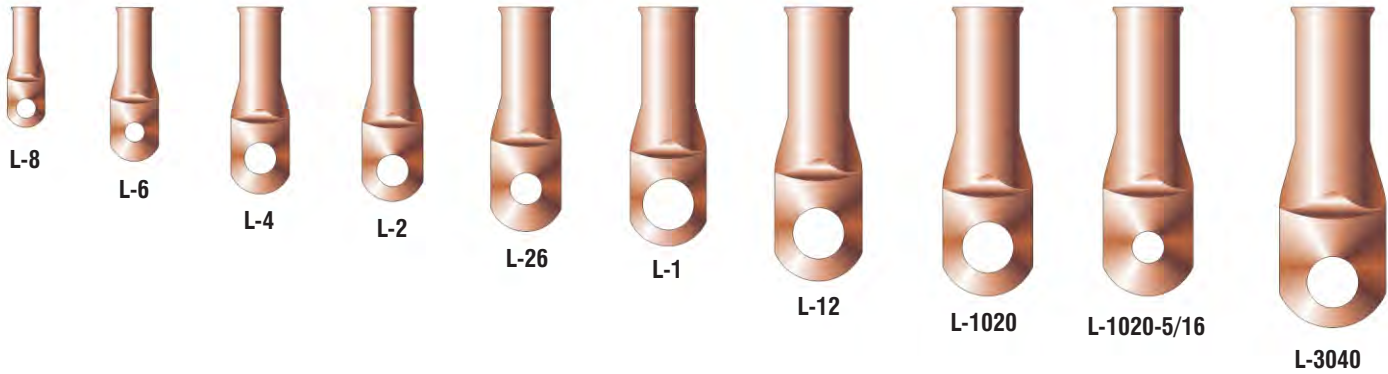


CABLE LUGS & SPLICERS

Welding Cable Lugs

• Made Special For Welding Cable Use

LENCO cable lugs are precision made from copper tubing. They have an extra long barrel for easy soldering or attaching by the swedg-on process. The stud holes are made especially for welding machines with plenty of clearance. Flared ends make it easy to insert the cable in the lug.



POWER CABLE LUGS

Model	Item Code No.	Cable Capacity	Stud Hole	Barrel I.D.	Weight per 100
L-8	06980	No. 12 thru No. 14 (3-2mm ²)	13/64" (5.16mm)	.185" (4.7mm)	1.1 lbs. (.42kg)
L-6	06985	No. 8 thru No. 10 (10-6mm ²)	13/64" (5.16mm)	.232" (6mm)	1.3 lbs. (.53kg)
L-4	06990	No. 6 thru No. 8 (16-10mm ²)	21/64" (8.3mm)	.286" (7.3mm)	1.9 lbs. (.78kg)
L-2	06995	No. 4 thru No. 6 (25-16mm ²)	21/64" (8.3mm)	.336" (8.5mm)	2.8 lbs. (1.2kg)

WELDING CABLE LUGS

L-26	07005	No. 2 thru No. 6 (35-16mm ²)	21/64" (8.3mm)	.344" (8.7mm)	4 lbs. (1.7kg)
L-1	07000	No. 2 thru No. 6 (35-16mm ²)	17/32" (13.5mm)	.360" (9mm)	4.7 lbs. (2.1kg)
L-12	07010	No. 1 thru No. 2 (50-35mm ²)	17/32" (13.5mm)	.402" (10.2mm)	5 lbs. (2.2kg)
L-1020	07020	No. 1/0 thru No. 2/0 (50-70mm ²)	17/32" (13.5mm)	.495" (12.6mm)	10 lbs. (4.3kg)
L-1020-5/16	07021	No. 1/0 thru No. 2/0 (50-70mm ²)	21/64" (8.3mm)	.495" (12.6mm)	10 lbs. (4.3kg)
L-3040	07030	No. 3/0 thru No. 4/0 (70-95mm ²)	17/32" (13.5mm)	.620" (15.7mm)	14 lbs. (6.3kg)

Welding Cable Splicers & Universal Heat Shrink



MODEL S-12



MODEL S-1020



MODEL S-3040



MODEL HS-1

LENCO welding cable splicers are made from copper tube. They are attached to welding cable with the swedg-on tool. LENCO welding cable splicers are ideal for connecting broken lengths of cable, making repairs and adding on cable for longer runs.

Model	Item Code No.	Cable Capacity	Splicer I.D.	Length	Weight per 100
S-12	06110	No. 1 thru No. 2 (50-35mm ²)	.402" (10.2mm)	2.37" (60mm)	4 lbs. (1.8kg)
S-1020	06120	No. 1/0 thru No. 2/0 (50-70mm ²)	.495" (12.6mm)	2.92" (74mm)	9 lbs. (4.1kg)
S-3040	06130	No. 3/0 thru No. 4/0 (70-95mm ²)	.620" (15.7mm)	3.25" (83mm)	12 lbs. (5.4kg)


Note: All Cable Splicers must be properly insulated.

Model	Item Code No.	Description	Cable Capacity	I.D.	Length
HS-1	06140	Universal heat shrink with adhesive to fit above splicers	No. 2 thru No. 4/0 (25-95mm ²)	1.0 (25.4mm)	5.00" (127mm)



CABLE LUG CRIMPERS & CABLE CUTTERS

Heavy Duty Lug Crimper 22"



FEATURES

- For #8 thru 4/0 cable
- Fully adjustable with AWG & MM scale
- High leverage crimping action

Model	Item Code No.	For Installing LENCO Lugs	LENCO Splicer
HD-CRIMPER	04045	L-8 thru L-3040	S-12 thru S-3040

Swedg-On Tool

FEATURES

- Lugs and splicers are secured by spring tension during installation
- Capable of using on a full variety of lugs and splicers
- Wide base for stability while swedging
- Provides 1400-1800 lbs. pull-out resistance
- Easy to read scale for proper swedging



Model	Item Code No.	For Installing LENCO Lugs	LENCO Splicer
840	04040	L-8 thru L-3040	S-12 thru S-3040

Hand Held Cable Cutters 9 1/2"



FEATURES


- Cuts up to 4/0 AWG
- High leverage cutting action
- Hardened steel
- NOT FOR USE on steel or ACSR cable

Model	Item Code No.	For
LCC95	04010	Up to 4/0 AWG cable

Hand Held Cable Cutters 18"

FEATURES

- High leverage cutting action
- Hardened steel
- NOT FOR USE on steel or ACSR cable



Model	Item Code No.	For
LCC18	04018	Up to 4/0 AWG cable



MACHINE PLUGS & TIG ADAPTERS

International Dinse Style




Point of Purchase
Display Packaging

Model	Item Code No.			Interchangeable with the following models			
	Set	Black	Red	Dinse	ESAB/Airco	Lincoln	M.K. Product
LDP-25M	05289	05283	05284	Dix SK 25	160360895	K-852-25	N/A
LDP-50M	05309	05303	05304	Dix SK 50	N/A	K-852-50	N/A
LDP-70M	05319	05313	05314	Dix SK 70	13792513	K-852-70	153-0755
LDP-95M	05329	05323	05324	Dix SK 95	13792513	K-852-95	N/A

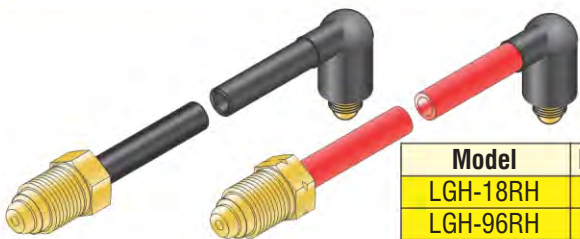
Connector Size	Male Plug Dia.	Cable Capacity	Type of Cable Connection	Amp Capacity
All 25	.355 (9.0mm)	No. 8 thru No. 4 (10-25mm ²)	Single Oval-Point Screw	150
All 50	.508 (12.9mm)	No. 4 thru No. 1/0 (25-50mm ²)	Single Oval-Point Screw	250
All 70	.508 (12.9mm)	1/0 thru No. 2/0 (50-70mm ²)	Single Oval-Point Screw	350
All 95	.508 (12.9mm)	2/0 thru No. 4/0 (70-95mm ²)	Double Oval-Point Screw	500

- Offering 12 *Dinse* type TIG machine plugs to attach most TIG torches to machines equipped with *Dinse* connections.
- Available for both air cooled and water cooled TIG torches.



No.	Model	Item Code No.	Tig Torch Model	Male End Dia.	Power Cable Connection	Barb O.D.
1	LDT-917-F	05610	9, 17	.508 (12.9mm)	3/8-24 (M) Air Cooled	1/4-90° w/Boot
2	LDTI-917-F	05612	9, 17	.508 (12.9mm)	3/8-24 (M) Air Cooled (in line)	N/A
3	LDTS-917-F	05650	9, 17	.355 (9.0mm)	3/8-24 (M) Air Cooled	1/4-90° w/Boot
4	LDTSI-917-F	056501	9, 17	.355 (9.0mm)	3/8-24 (M) Air Cooled (in line)	N/A
5	LDT-24-M	05615	24	.508 (12.9mm)	3/8-24 (F) Air Cooled	1/4-90° w/Boot
6	LDTI-24M	05656	24	.508 (12.9mm)	3/8-24 (F) Air Cooled	N/A
7	LDTS-24-M	05655	24	.355 (9.0mm)	3/8-24 (F) Air Cooled	1/4-90° w/Boot
8	LDTSI-24-M	056551	24	.355 (9.0mm)	3/8-24 (F) Air Cooled	N/A
9	LDT-26-R	05620	26	.508 (12.9mm)	7/8-14 (R.H.) Air Cooled	1/4-90° w/Boot
10	LDTI-26-R	05622	26	.508 (12.9mm)	7/8-14 (R.H.) Air Cooled (in line)	N/A
11	LDT-1820-L	05625	18, 20	.508 (12.9mm)	7/8-14 (L.H.) Water Cooled	1/4-90° w/Boot
12	LDTI-1820-WC	05627	18, 20, 24W	.508 (12.9mm)	7/8-14 (L.H.) Water Cooled (in line)	1/8,3/16,1/4-90° w/Boots

Gas & Water Hose Connectors



LGH-Series used on the following:
LDT-917-F
LDT-24-M
LDT-26-R

LWH-Series used on the following:
LDT-1820-L

**LGH-Series & LWH-Series
Used on the following:**
LDTI-1820-WC

Model	Item Code No.	Hose Color	Description	Length	Thread Connection
LGH-18RH	09810	Black	Gas Hose	18"	5/8-18 R.H. Nut
LGH-96RH	09820	Black	Gas Hose	96"	5/8-18 R.H. Nut
LWH-18LH	09815	Red	Water Hose	18"	5/8-18 L.H. Nut
LWH-96LH	09825	Red	Water Hose	96"	5/8-18 L.H. Nut

Both hoses are nylon braided.



Tig Machine Adapters

International Dinse Type

Dinse Cable & TIG Machine Plug Application

Dinse TIG Connector Series

Power Supply Make & Model	Type of Process	Dinse Cable Connector Male	TIG Torch Models						
			Air Cooled				Water Cooled		
			24 80A	9 125A	17 150A	26 200A	24W 180A	20/25 250A	18 350A
Miller®									
CST 250, CST 280	TIG/Stick	LDP-50M	LDT-24-M	LDT-917-F	LDT-917-F	LDT-26-R	LDT-1820-L	LDT-1820-L	LDT-1820-L
CST 300, CST 400	TIG/Stick	LDP-70M	LDT-24-M	LDT-917-F	LDT-917-F	LDT-26-R	LDT-1820-L	LDT-1820-L	LDT-1820-L
Dynasty 200SD, 200DX, 210, 210DX, 280, 280DX	TIG/Stick	LDP-50M	LDT-24-M	LDT-917-F	LDT-917-F	LDT-26-R	LDT-1820-L	LDT-1820-L	LDT-1820-L
Dynasty DX, 300, 300SD, 300DX, 300LX, 350, 400	TIG/Stick	LDP-70M	LDT-24-M	LDT-917-F	LDT-917-F	LDT-26-R	LDT-1820-L	LDT-1820-L	LDT-1820-L
Econotig	TIG/Stick	LDP-50M	LDTI-24M	LDTI-917-F	LDTI-917-F	LDTI-26-R	LDTI-1820-WC	LDTI-1820-WC	LDTI-1820-WC
Invision 350MPa, 352MPa, 354MP	MIG/TIG/Stick	LDP-70M	LDT-24-M	LDT-917-F	LDT-917-F	LDT-26-R	LDT-1820-L	LDT-1820-L	LDT-1820-L
Maxstar 150STL, 150STH, 161STL, 160TTH	TIG/Stick	LDP-25M	LDTSI-24M	LDTSI-917-F	LDTSI-917-F	n/a	n/a	n/a	n/a
Maxstar 200DX, 200LX, 200SD, 200ST, 200STR, 210, 210DX, 210STR, 280	TIG/Stick	LDP-50M	LDT-24-M	LDT-917-F	LDT-917-F	LDT-26-R	LDT-1820-L	LDT-1820-L	LDT-1820-L
Maxstar 300, 300SD, 300DX, 300LX, 350, 400	TIG/Stick	LDP-70M	LDT-24-M	LDT-917-F	LDT-917-F	LDT-26-R	LDT-1820-L	LDT-1820-L	LDT-1820-L
Maxstar 85S, 140, 140STR, 150S, 161S	TIG/Stick	LDP-25M	LDTSI-24M	LDTSI-917-F	LDTSI-917-F	n/a	n/a	n/a	n/a
Multimatic 200, 215, 220	MIG/TIG/Stick	LDP-25M	LDTSI-24-M	LDTSI-917-F	LDTSI-917-F	n/a	n/a	n/a	n/a
Pipeworx 350 Fieldpro (w/Dinse)	MIG/TIG/Stick	LDP-70M	LDT-24-M	LDT-917-F	LDT-917-F	LDT-26-R	LDT-1820-L	LDT-1820-L	LDT-1820-L
Syncrowave 180SD, 200, 210	TIG/Stick	LDP-50M	LDTI-24M	LDTI-917-F	LDTI-917-F	LDTI-26-R	LDTI-1820-WC	LDTI-1820-WC	LDTI-1820-WC
Syncrowave 200, 300, 350, 351, 500	TIG/Stick	n/a	n/a	n/a	n/a	n/a	n/a	n/a	n/a
Syncrowave 250DX, 350LX	TIG/Stick	LDP-70M	LDT-24-M	LDT-917-F	LDT-917-F	LDT-26-R	LDT-1820-L	LDT-1820-L	LDT-1820-L
XMT304 (w/Dinse), 350 (w/Dinse), 350 OS (w/Dinse), 350MPa (w/Dinse)	MIG/TIG/Stick	LDP-70M	LDT-24-M	LDT-917-F	LDT-917-F	LDT-26-R	LDT-1820-L	LDT-1820-L	LDT-1820-L
Lincoln®									
Aspect 375	TIG/Stick	LDP-70M	LDTI-24M	LDTI-917-F	LDTI-917-F	LDTI-26-R	LDTI-1820-WC	LDTI-1820-WC	LDTI-1820-WC
Invertec 100-S, V100-S, V130-S, V155-S	TIG/Stick	LDP-25M	LDTSI-24M	LDTSI-917-F	LDTSI-917-F	n/a	n/a	n/a	n/a
Invertec V160-S, V200-I, V250-S	TIG/Stick	LDP-50M	LDT-24-M	LDT-917-F	LDT-917-F	LDT-26-R	LDT-1820-L	LDT-1820-L	LDT-1820-L
Invertec V160-T, V200-T, V205-T	TIG/Stick	LDP-50M	LDTI-24M	LDTI-917-F	LDTI-917-F	LDTI-26-R	LDTI-1820-WC	LDTI-1820-WC	LDTI-1820-WC
Invertec V200-PRO	MIG/TIG/Stick	LDP-50M	LDT-24-M	LDT-917-F	LDT-917-F	LDT-26-R	LDT-1820-L	LDT-1820-L	LDT-1820-L
Invertec V275-S, V300-I	TIG/Stick	LDP-70M	LDT-24-M	LDT-917-F	LDT-917-F	LDT-26-R	LDT-1820-L	LDT-1820-L	LDT-1820-L
Invertec V300-PRO**, V350-PRO**	MIG/TIG/Stick	LDP-70M	LDTI-24M	LDTI-917-F	LDTI-917-F	LDTI-26-R	LDTI-1820-WC	LDTI-1820-WC	LDTI-1820-WC
Invertec V310-T, V311-T	TIG/Stick	LDP-70M	LDTI-24M	LDTI-917-F	LDTI-917-F	LDTI-26-R	LDTI-1820-WC	LDTI-1820-WC	LDTI-1820-WC
Power MIG 210MP	MIG/TIG/Stick	LDP-50M	LDT-24-M	LDT-917-F	LDT-917-F	LDT-26-R	LDT-1820-L	LDT-1820-L	LDT-1820-L
Power Wave 355 & 355M	MIG/TIG/Stick	LDP-70M	LDT-24-M	LDT-917-F	LDT-917-F	LDT-26-R	LDT-1820-L	LDT-1820-L	LDT-1820-L
Precision TIG 185, 225	TIG/Stick	LDP-50M	LDTI-24M	LDTI-917-F	LDTI-917-F	LDTI-26-R	LDTI-1820-WC	LDTI-1820-WC	LDTI-1820-WC
Precision TIG 275, 375	TIG/Stick	n/a	n/a	n/a	n/a	n/a	n/a	n/a	n/a
Square Wave TIG 175, 175-PRO, 200, 225, 275	TIG/Stick	LDP-50M	LDTI-24M	LDTI-917-F	LDTI-917-F	LDTI-26-R	LDTI-1820-WC	LDTI-1820-WC	LDTI-1820-WC
Square Wave TIG 255, 355	TIG/Stick	n/a	n/a	n/a	n/a	n/a	n/a	n/a	n/a
Esab®									
Aristo MIG 4004i Pulse	MIG/TIG/Stick	LDP-50M	LDT-24-M	LDT-917-F	LDT-917-F	LDT-26-R	LDT-1820-L	LDT-1820-L	LDT-1820-L
Aristo MIG 5000i, U5000i	MIG/TIG/Stick	LDP-70M	LDT-24-M	LDT-917-F	LDT-917-F	LDT-26-R	LDT-1820-L	LDT-1820-L	LDT-1820-L
Caddy Arc 151i, 152i, 201i	TIG/Stick	LDP-50M	LDT-24-M	LDT-917-F	LDT-917-F	LDT-26-R	LDT-1820-L	LDT-1820-L	LDT-1820-L
Caddy TIG 1500i, 2200i, 2200i AC/DC	TIG/Stick	LDP-50M	LDT-24-M	LDT-917-F	LDT-917-F	LDT-26-R	LDT-1820-L	LDT-1820-L	LDT-1820-L
ES 95i	TIG/Stick	LDP-25M	LDTSI-24M	LDTSI-917-F	LDTSI-917-F	n/a	n/a	n/a	n/a
ET 141i AC/DC, ET 186i AC/DC, ET 201i DC, ET 220i AC/DC	TIG/Stick	LDP-50M	LDT-24-M	LDT-917-F	LDT-917-F	LDT-26-R	LDT-1820-L	LDT-1820-L	LDT-1820-L
ET 301i AC/DC	TIG/Stick	LDP-70M	LDT-24-M	LDT-917-F	LDT-917-F	LDT-26-R	LDT-1820-L	LDT-1820-L	LDT-1820-L
Fabricator 141i	MIG/TIG/Stick	LDP-25M	LDTSI-24M	LDTSI-917-F	LDTSI-917-F	n/a	n/a	n/a	n/a
Fabricator 211i, 252i	MIG/TIG/Stick	LDP-50M	LDT-24-M	LDT-917-F	LDT-917-F	LDT-26-R	LDT-1820-L	LDT-1820-L	LDT-1820-L
Heliarc 161 AC/DC	TIG/Stick	LDP-50M	LDT-24-M	LDT-917-F	LDT-917-F	LDT-26-R	LDT-1820-L	LDT-1820-L	LDT-1820-L
Heliarc 281i AC/DC, 353i AC/DC	TIG/Stick	LDP-70M	LDT-24-M	LDT-917-F	LDT-917-F	LDT-26-R	LDT-1820-L	LDT-1820-L	LDT-1820-L
Miniarc 161LTS	TIG/Stick	LDP-25M	LDTSI-24M	LDTSI-917-F	LDTSI-917-F	n/a	n/a	n/a	n/a
MTS-3500i	MIG/TIG/Stick	LDP-70M	LDT-24-M	LDT-917-F	LDT-917-F	LDT-26-R	LDT-1820-L	LDT-1820-L	LDT-1820-L
Origo Arc 410c, 650c	TIG/Stick	LDP-70M	LDT-24-M	LDT-917-F	LDT-917-F	LDT-26-R	LDT-1820-L	LDT-1820-L	LDT-1820-L
Origo MIG 4000c/cw, 6502c/cw, 652c	MIG/TIG/Stick	LDP-70M	LDT-24-M	LDT-917-F	LDT-917-F	LDT-26-R	LDT-1820-L	LDT-1820-L	LDT-1820-L
Rebel EMP/EMS 215ic, EMP/EMS 235ic	MIG/TIG/Stick	LDP-50M	LDT-24-M	LDT-917-F	LDT-917-F	LDT-26-R	LDT-1820-L	LDT-1820-L	LDT-1820-L
Renegade ES 300i	TIG/Stick	LDP-50M	LDT-24-M	LDT-917-F	LDT-917-F	LDT-26-R	LDT-1820-L	LDT-1820-L	LDT-1820-L
Warrior 400i MV CC/CV	TIG/Stick	LDP-70M	LDT-24-M	LDT-917-F	LDT-917-F	LDT-26-R	LDT-1820-L	LDT-1820-L	LDT-1820-L
Thermal Arc®									
161S	TIG/Stick	LDP-25M	LDTSI-24M	LDTSI-917-F	LDTSI-917-F	n/a	n/a	n/a	n/a
Tweco®									
Arcmaster 220 AC/DC	TIG/Stick	LDP-50M	LDT-24-M	LDT-917-F	LDT-917-F	LDT-26-R	LDT-1820-L	LDT-1820-L	LDT-1820-L
Arcmaster 301 AC/DC, 401S	TIG/Stick	LDP-70M	LDT-24-M	LDT-917-F	LDT-917-F	LDT-26-R	LDT-1820-L	LDT-1820-L	LDT-1820-L
Arcmaster 401MST	MIG/TIG/Stick	LDP-70M	LDT-24-M	LDT-917-F	LDT-917-F	LDT-26-R	LDT-1820-L	LDT-1820-L	LDT-1820-L

n/a = not applicable

** Note Invertec V350-PRO standard LDT series adapters. With optional solenoid valve uses LDTI series adapters.



Adapters, Receptacles, Connectors & Output Terminals



Model	Item Code No.			Male End Diameter	Adapter Configuration	Interchangeable with Miller®
	Set	Black	Red			
LDA	05335	05330	05331	.508 (12.9mm)	Adapter (Dinse LDP-50-95 Male/LENCO LC-40/LC-40HD Female)	042465
LDA-10	05334	05332	05333	.508 (12.9mm)	Adapter (Dinse LDP-50-95 Male/LENCO LC-10 Female)	
LDA-CAM	-	053304	053314	.508 (12.9mm)	Adapter (Dinse LDP-50-95 Male/CAM-LOCK Female)	042466
LDA-2510	05339	05336	05337	.355 (9.0mm)	Adapter (Dinse LDP-25 Male/LENCO LC-10 Female)	
LDA-2540	-	053364	053374	.355 (9.0mm)	Adapter (Dinse LDP-25 Male/LENCO LC-40 Female)	
LDA-2550	-	05472	-	.355 (9.0mm)	Adapter (Dinse LDP-25 Male/Dinse LDC-50/70/95 Female)	
LDA-25CAM	-	053305	053315	.355 (9.0mm)	Adapter (Dinse LDP-25 Male/CAM-LOCK Female) (for CAM-LOCK E1012 series only)	
LA-1040	-	05075	05076	LC-10 Male	Adapter (LC-10 Male/LC-40 Female)	
LDA-4050	-	05470	05471	LC-40 Male	Adapter (LC-40 Male/Dinse LDC-50-95 Female)	195116
LDA-5025	-	05473	-	.508 (12.9mm)	Adapter (Dinse LDP-50/70/95 Male/Dinse LDC-25 Female)	
LDA-513	-	05475	-	.508 (12.9mm)	Brass Adapter (Dinse LDP-50-95 Male/1/2-13 Male Thread)	
LA-40CAM	-	05480	-	LC-40 Male	Adapter (LC-40 Male/CAM-LOCK Female)	
LA-CAM40	-	05485	-	CAM-LOCK Male	Adapter (CAM-LOCK Male/LC-40 Female) (for CAM-LOCK E1012 series only)	



Model	Item Code No.		Description	Male End Diameter	Fits Cable Connector	Interchangeable with Miller®
	Black	Red				
LDPM-25	08105	081051	Panel Receptacle (Female)	.355 (9.0mm)	LDP-25M	N/A
LDPM-50	08106	081061	Panel Receptacle (Female)	.508 (12.9mm)	LDP-50/70/95M	129525 (Black)
LDPM-50-M	08108	081081	Panel Receptacle (Male)	.508 (12.9mm)	LDC-50/70/95 Female	143419 (Black)
LCPM-40	08104	081041	Panel Receptacle (Female)	N/A	LC-40/LC-40HD Male	N/A

Insulated Stud Connectors

MODELS LSC-10, LSC-40, and LDSC-50

Designed for power sources having stud type terminals. This model offers insulation for those having this type terminal.

- A better connection
- Completely insulated
- A threaded, face-to-face contact with the power source terminal
- Use with male LENCO cable connector LC-10, LC-40, and LDP-50/70/95



MODELS LSC-40-H and LDSC-50-H

Designed for power sources having a solid bus bar. Place cup-type insulation over the stud terminal and secure connector tightly in place.


- Face of brass recessed minimal chance of shorting out
- Use with LC-40 or LC-40HD male connector
- Use the LC-1040 for small cable
- Use the LDSC-50-H with the LDC-50/70/95 male



Model	Item Code No.		Used with LENCO Connector	Stud Thread	Model	Item Code No.		Used with LENCO Connector	Stud Thread
	Black	Red				Black	Red		
LSC-10	08050	08051	LC-10 Male	1/2 - 13	LSC-40-H	08070	08071	LC-40 or LC-40HD Male	1/2 - 13
LSC-40	08060	08061	LC-40 or LC-40HD Male	1/2 - 13	H	05263	05264	Insulator Cup	
LDSC-50	08150	08151	LDC-50/70/95 Male	1/2 - 13	LDSC-50-H	08155	08156	LDC-50/70/95 Male	1/2 - 13

Power Output Terminals

Power output terminals suitable for replacement on Miller® and Lincoln® power sources.



Model	Item Code No.		Description	Stud Thread	Model	Item Code No.	Description	Stud Thread
	Black	Red						
TPO	08100	08101	Terminal, Power Output	1/2 - 13	LSA	08210	Lincoln Stud Assembly w/Hardware (T14166-9 [M13900])	1/2 - 13
	(039046)	(039047)			LSA-1	08211	Stud Assembly Complete (S11125-1)	1/2 - 13



CHIPPING HAMMERS

A Complete Line of Weld Cleaning Tools for Fast, Clean, Easy Slag Removal

Spring Handle - Steel Shaft



LG-1
LG-2



LHC-1
LHC-2



LH-1
LH-2

- Wire Spring Handle
- Drop Forged, Heat-Treated Heads
- Welded-on Heads Can't Come Loose

Model	Item Code No.	Packaging	Description	Length	Weight
LH-1	09010	Individually Boxed	Chisel and Pick	10" (254mm)	16 oz. (450g)
LG-1	09020	Individually Boxed	Chisel and Cross Chisel	10" (254mm)	17 oz. (480g)
LHC-1	09030	Individually Boxed	Cross Chisel and Pick	10" (254mm)	16 oz. (450g)
LH-2	09140	Bulk Packed 12 Pieces	Chisel and Pick	10" (254mm)	16 oz. (450g)
LG-2	09130	Bulk Packed 12 Pieces	Chisel and Cross Chisel	10" (254mm)	17 oz. (480g)
LHC-2	09150	Bulk Packed 12 Pieces	Cross Chisel and Pick	10" (254mm)	16 oz. (450g)

Wood Handle - Steel Shaft



LGW-1



LHCW-1



LHW-1

- Wood Handle Preferred by Many Welders
- Drop Forged, Heat-Treated Heads
- Heads Welded to Steel Shafts
- Individually Boxed

Model	Item Code No.	Description	Length	Weight
LHW-1	09040	Chisel and Pick	10.5" (254mm)	14 oz. (393g)
LHCW-1	09050	Cross Chisel and Pick	10.5" (254mm)	14 oz. (393g)
LGW-1	09060	Chisel and Cross Chisel	10.5" (254mm)	15 oz. (423g)



CHIPPING HAMMERS

Hickory Wood Handles



Hickory handles are unexcelled for toughness and resilience. Drop forged, heat-treated heads attached to handle with steel and wood wedges

Model	Item Code No.	Description	Length	Weight
LWHH	09100	Chisel and Pick	11.5" (305mm)	18 oz. (513g)
LWHHC	09110	Cross Chisel and Pick	11.5" (305mm)	18 oz. (513g)
LWHG	09090	Chisel and Cross Chisel	11.5" (305mm)	19 oz. (538g)

Bulk packed 12 per box only

"BIG MIKE" Hammer



This well-balanced hammer has an extra long 8" (203mm) head with a 1-3/16" (30.15mm) wide blade, good for those hard-to-get-at places.

Model	Item Code No.	Description	Length	Weight
LWHCM	09120	"Big Mike"	11.5" (305mm)	19 oz. (538g)

Bulk packed 12 per box only

REPLACEMENT HANDLE

Model	Item Code No.	Description
LHR-12	09310	Replacement Wood Handle for all Models

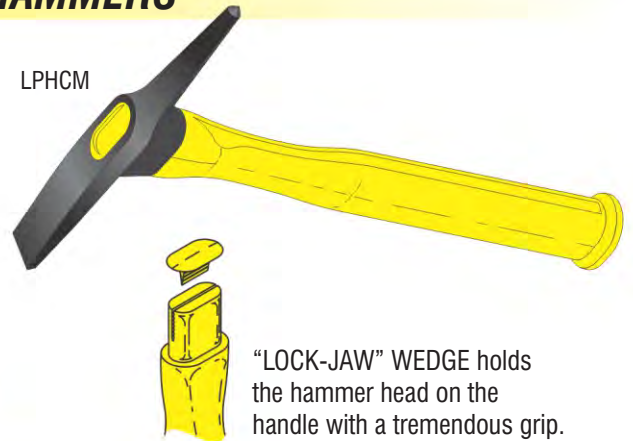
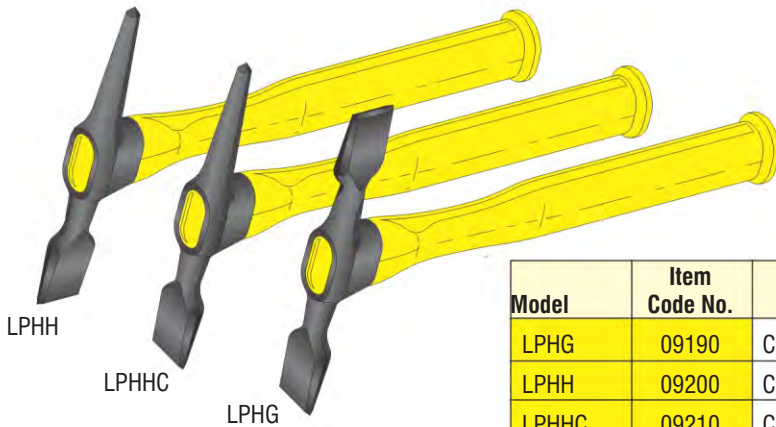


CHIPPING HAMMERS

PLASTIC HANDLE HAMMERS

Molded high impact thermoplastic handles are bright yellow with an easy-to-find look. The high impact resistance of these molded handles outlasts wood handles.

- Reduced Impact Sting
- Safety Yellow Color
- Ringed Handle End Raises Handle for Easy Pick Up
- Splinter Free
- Forged Steel Heads



"LOCK-JAW" WEDGE holds the hammer head on the handle with a tremendous grip.

Model	Item Code No.	Description	Length	Weight
LPHG	09190	Chisel and Cross Chisel	11.75" (305mm)	19 oz. (538g)
LPHH	09200	Chisel and Pick	11.75" (305mm)	18 oz. (513g)
LPHHC	09210	Cross Chisel and Pick	11.75" (305mm)	18 oz. (513g)
LPHCM	09220	Cross Chisel and Pick	11.75" (305mm)	19 oz. (538g)

REPLACEMENT HANDLE

Bulk packed 12 per box only

Model	Item Code No.	Description
LHRP	09250	Replacement Plastic Handle for above Models

Hammer & Brush Combinations

The combination hammer & brush offers several advantages to the busy welder. Hammer and brush are always together; just a quick flip from chipping to brushing. Individually boxed.



LA-1

MODEL LA-1

Steel spring handle, steel shaft welded to forged head. Top quality steel scratch brush - replaceable

MODEL LAW-1

Formed wood handle. Steel shaft welded to forged head. Top quality steel scratch brush-replaceable.



LAW-1

Model	Item Code No.	Description	Length	Weight
LA-1	09070	Hammer & Brush w/Spring Handle	11¼" (286mm)	19 oz. (538g)
LAW-1	09080	Hammer & Brush w/Wood Handle	11¼" (286mm)	17 oz. (480g)

REPLACEMENT STEEL BRUSH AND RETAINER SPRING

Model	Item Code No.	Description
LWB	09330	Brush For Models LA-1 and LAW-1 Combination Hammers
LBR	09340	Retainer Spring For Models LA-1 and LAW-1 Combination Hammers



UNIVERSAL CIRCLE BURNER & WELDING BLANKETS

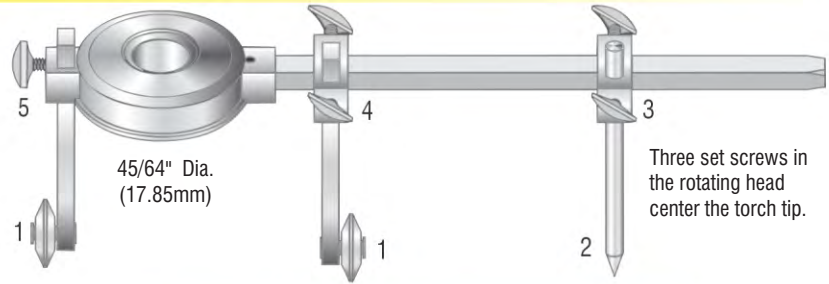
UNIVERSAL CIRCLE BURNER

- Cut circles or straight lines with any oxyfuel cutting torch
- Equipped with two wheels and centering pin

This handy tool is ideal for shop or maintenance department that must occasionally cut circles or straight lines but where expensive equipment is not practical.

MAGNETIC HOLDING BASE for CB-20 or CB-30 Circle Burner

Magnet with 16 lbs. (7.3kg) direct pull holds centering pin in place, frees your hand and allows you to focus your attention on the torch. (**Caution:** Magnet should not be used when cutting circle with less than a 6" radius.)



45/64" Dia.
(17.85mm)

Three set screws in the rotating head center the torch tip.

Item No.	Item Code No.	Description
1.	03012	Wheel Assembly
2.	03013	Center Pin
3.	03014	Guide Block-Round Hole
4.	03015	Guide Block-Square Hole
5.	03016	Thumb Screw



MODEL
CBM-2030

Model	Item Code No.	Description	Maximum Diameter Circle	Minimum Diameter Circle
CB-20	03010	LENCO Circle Burner	18" (457mm)	3½" (89mm)
CB-30	03020	LENCO Circle Burner	30" (762mm)	3½" (89mm)
CBM-2030	03030	Magnetic Base Only for CB-20 or CB-30	---	---

WELDING BLANKETS



Non-Coated
1000°F (525°C)

100% Fiberglass

Available with or without
Grommets 24" Approx.



Model	Item Code No.	Description - Finished size	Grommet	Color	Material Weight
LWB-66-30	08810	Blanket - 5' - 8" X 5' - 8" Kevlar Stitching	Yes	Golden	30 oz.
LWB-66-18	08811	Blanket - 5' - 8" X 5' - 8" Kevlar Stitching	Yes	Golden	18 oz.
LWB-66-30-NG	08812	Blanket - 5' - 8" X 5' - 8" Kevlar Stitching	No	Golden	30 oz.
LWB-68-30	08820	Blanket - 5' - 8" X 7' - 8" Kevlar Stitching	Yes	Golden	30 oz.
LWB-68-18	08821	Blanket - 5' - 8" X 7' - 8" Kevlar Stitching	Yes	Golden	18 oz.
LWB-68-30-NG	08822	Blanket - 5' - 8" X 7' - 8" Kevlar Stitching	No	Golden	30 oz.
LWR-5150-13	08840	Blanket - 5' X 150'	No	Golden	13 oz.
LWR-5150-18	08845	Blanket - 5' X 150'	No	Golden	18 oz.
LWR-6150-30	08850	Blanket - 6' X 150'	No	Golden	30 oz.
LWM-22	08870	Mat 2' x 2'	No	Golden	—
LWM-24	08875	Mat 2' x 4'	No	Golden	—

WELDING PROTECTION PADS

- Coated fiberglass covered mat
- Ceramic fiber filling
- Withstands 1200° F

LWM-22



LWM-24





ELECTRODE STABILIZING ROD OVENS



LRO-10



LRO-15 W/T



LRO-50



LRO-450

SPECIFICATIONS	LRO-10	LRO-15 W/T	LRO-50	LRO-450-120	LRO-450-230*
Model	LRO-10-120	LRO-15-120 W/T	LRO-50-120	LRO-450-120	LRO-450-230
Item Code No.	01910	01916	01950	01970	01971
Voltage - Single Phase	120V 50/60hz AC Only	120V 50/60hz AC Only	120V 50/60hz AC Only	120V 50/60hz AC Only	230V 50/60hz AC Only
Capacity	10 lbs.	15 lbs.	50 lbs.	450 lbs.	450 lbs.
Size Electrode Handled	10" thru 18"	10" thru 18"	10" thru 18"	10" thru 18"	10" thru 18"
Sealed Heating Element	80 Watts	150 Watts	350 Watts	1000 Watts	1000 Watts
Wiring	5' Heavy Duty Cord	5' Heavy Duty Cord	5' Heavy Duty Cord	5' Heavy Duty Cord	5' Heavy Duty Cord
Pilot Light	Yes	Yes	Yes	Yes	Yes
Temp Range	300° F Preset	100° F - 300° F Adjustable	300° F Preset	150° F - 550° F Adjustable	150° F - 550° F Adjustable
Thermostat	Preset	Adjustable	Preset	Adjustable	Adjustable
Insulation	1" Ceramic Fiber	1" Ceramic Fiber	1" Ceramic Fiber	3" Ceramic Fiber	3" Ceramic Fiber
Chamber Size	3" Dia. X 18"	3.5" X 3.5" X 18"	6" X 6" X 18"	22" Dia. X 19.5"	22" Dia. X 19.5"
Exterior Dim.	5" Dia. X 25"	6.5" X 6.5" X 26"	9.5" X 9.5" X 24"	27" X 24" X 28"	27" X 24" X 28"
Net Weight	9.2 lbs.	15.3 lbs.	28.8 lbs.	119 lbs.	119 lbs.

*NOTE - 230 VAC units are not supplied with plug

ROD OVEN REPLACEMENT PARTS

ROD OVEN	LRO-10	LRO-15 W/T	LRO-50	LRO-450-120	LRO-450-230*
Pilot Light	019231	019231	019231	019231	019231
Basket & Handle	01924	N/A	N/A	N/A	N/A
Retaining Clip	01925	N/A	N/A	N/A	N/A
Receptacle	01929	N/A	N/A	N/A	N/A
Thermostat	019731	N/A	019731	01973	01973
Heating Element	N/A	N/A	N/A	01975	019751
Handle & Latch	N/A	N/A	N/A	01976	01976
Latch Assembly	N/A	N/A	01977	N/A	N/A
Power Cord 6'	019781	019781	N/A	N/A	N/A
Power Cord w/o Plug	N/A	N/A	N/A	01979	01979



RESISTANCE SPOT WELDERS

The LENCOSPOT® MARK II®

The Mark II welder makes factory type spot welds in the shop. Simple to operate by pressing the two electrodes against the work and pressing the trigger. Two spot welds are made at one time from a single side. The mark II is simple, efficient, and can be used for a variety of light duty sheet metal applications.

- Time of welds is automatically controlled by solid state electronics
- Protected control panel
- On/Off indicating switch
- Maximum welding capacity is 20 ga. auto body steel
- Tool storage space
- Primary voltage is 230 single phase 50/60 Hz, 50 amp or 480 single phase 50/60 Hz, 30 amp
- 50' power cable on 230V models.



Model	Item Code No.	Voltage	Shipping Weight
L-4000	20400	230	110 lbs.
L-4480*	20480	480	97 lbs.

*w/o power cable



**QPK-20
Optional**



**L-950
Optional**

Replacement tips

Model	Item Code No.	Description
A-144	21050	Regular welding tips (pkg 2)
A-145	21040	Drip rail welding tips (pkg 2)

OPTIONAL Accessories

Model	Item Code No.	Description
QPK-20	27420	Quick Pull dent pulling attachment
L-950	27001	Uni-Spot III squeeze type weld cable assembly

LENCOPULL Portable Dent Pulling Systems

Lenco dent pulling systems allow for any type of pull in any situation. Just weld the star tip to the panel by pressing the trigger, pull, and twist to remove. No more draw pins to cut and grind, saving valuable time and money. The systems have their own specially designed transformers and are available in 120 or 230 VAC.

- Star tip welds directly to the panel
- Built on slide hammer for one step operation
- Includes heat shrinking tip
- 7' welding and 7' ground cable leads
- 25' power cable
- Shipping weight is 64 lbs.

LP-2000

Model	Item Code No.	Voltage	Amperage Requirement
LP-2000	20720	230 Single Phase	20 Amps
LP-2000	20820	120 Single Phase	20 Amps

Replacement tips

Model	Item Code No.	Description
QP-451	27451	Star tips (package of 10)

OPTIONAL Accessories

Model	Item Code No.	Description
A-2000	22150	Service cart
QC-469	27469	Quick claw kit
SPK-102	28916	Welding tip-long studs
A-202	21100	Welding tip-slotted
SPK-103	28917	Welding tip-mold rivet
A-200	21080	Welding tip-hollow, stud welding





Electrode Holders



ARC-532



ARC-316



ARC-732

MODEL	ITEM CODE NO.	AMPERAGE
ARC-532	041320	200
ARC-316	041330	250
ARC-732	041340	300
ARC-T-400	041291	400
ARC-T-600	041290	600



ARC-T-400



ARC-T-600

ARC FORCE REPLACEMENT PARTS

ELECTRODE HOLDER	ARC-532	ARC-316	ARC-732
Tip Insulator w/Screws	041321	041321	041341
Spring Set	041322	041332	041332

Replacement Head for ARC-T-400 (Item code no. 041294)

Replacement Head for ARC-T-600 (Item code no. 041295)

Economy Ground Clamps

ARC-S200



ARC-S300



ARC-S500



MODEL	ITEM CODE NO.	AMP CAPACITY
ARC-S200	042000	200
ARC-S300	042040	300
ARC-S500	042050	500

Flat Ground Clamps

ARC-F200



ARC-F300



ARC-F500



MODEL	ITEM CODE NO.	AMP CAPACITY
ARC-F200	042010	200
ARC-F300	042020	300
ARC-F500	042030	500

Pipe Ground Clamps

ARC-G200



ARC-G300



ARC-G500



MODEL	ITEM CODE NO.	AMP CAPACITY
ARC-G200	042011	200
ARC-G300	042021	300
ARC-G500	042031	500



Cable Connectors

ARC-1MPC



ARC-2MPC



ARC-4MPC



ARC-2-1-MPC



MODEL	ITEM CODE NO.	DESCRIPTION
ARC-1MPC	045140	250 Amp #4 thru 1/0
ARC-2MPC	045150	350 Amp 1/0 thru 2/0
ARC-4MPC	045160	500 Amp 3/0 thru 4/0
ARC-2-1-MPC	045170	Whip Connector #4 thru 1/0

International Dinse Type Machine Plugs

ARC-M25



ARC-M70



ARC-M50



ARC-M95



MODEL	ITEM CODE NO.	AMPS	CABLE
ARC-M25*	045423	200	#8 thru #4
ARC-M50*	045433	300	#4 thru 1/0
ARC-M70*	045443	400	1/0 thru 2/0
ARC-M95*	045453	500	2/0 thru 4/0

**Need to order in multiples of two.*

Hammer On Lugs and Splicers

ARC-HL42



ARC-HS42



ARC-HL1020



ARC-HL3040



MODEL	ITEM CODE NO.	DESCRIPTION
ARC-HL42	047000	Lug #4 thru #2
ARC-HL1020	047020	Lug 1/0 thru 2/0
ARC-HL110	047010	Lug #1 thru 1/0
ARC-HL3040	047030	Lug 2/0 thru 4/0
ARC-HS42	046110	Splicer #4 thru #2
ARC-HS1020	046120	Splicer 1/0 thru 2/0
ARC-HS3040	046130	Splicer 2/0 thru 4/0

ARC-HS1020



ARC-HS3040



Magnetic Ground Clamp

ARC-M50G



MODEL	ITEM CODE NO.	AMP CAPACITY
ARC-M50G	042300	300

Battery Clamps

ARC-BAT600



MODEL	ITEM CODE NO.	DESCRIPTION
ARC-BAT600	042180	Set of Clamps Black/Red



MIG GUN QUICK REFERENCE



PROFAX Display Packaging	PAGE(S)	Platinum	PAGE(S)
	30	HD400 Amp Heavy Duty 	68 - 71
Platinum Compact 160 Amp 	31 - 33	SP400HD Amp Heavy Duty  	72 - 75
Platinum Compact 180 Amp 	34 - 39	FC450 Amp  	76 - 79
Platinum Compact 250 Amp 	40 - 43	HD450 Amp Heavy Duty 	80 - 85
Platinum "Choice" FC250 Amp 	44 - 47	500 Amp 	86 - 89
Platinum HD250 Amp Heavy Duty 	48 - 53	AMT400 Amp AMT Machine Torch 	90 - 91
Platinum SP250HD Amp Heavy Duty  	54 - 57	HDAMT450 Amp AMT Heavy Duty Machine Torch 	92 - 93
Platinum Compact 400 Amp 	58 - 63	AMT500 Amp AMT Machine Torch 	94 - 97
Platinum "Choice" FC400 Amp 	64 - 67	Platinum PWC 600 Amp Water Cooled MIG Gun 	98 - 99
		BT-600/BT-600R*/ST-600 Water Cooled Machine Torch 	100

QUICK REFERENCE



DISPLAY PACKAGING



On our most popular MIG consumable items!

To order display packs, simply add "DP" in front of part number. Display packs available for:

PROFAX Contact Tips: 11 series, 11T series, 14 series, 14H series and 14T series.

PROFAX Nozzles: 21 series, 21T series, 22 series, 22T series, 23 series, 23T series, 24A series, and 24AT series.

PROFAX Insulators: 32 and 34A.

PROFAX Gas Diffusers: 35-50, 51, 52, 52FN, and 54A.

Plus many popular Miller® style consumables.

Current list of items

PX NO.	DESCRIPTION	QTY.
DP000067	Contact tip .030	10
DP000068	Contact tip .035	10
DP000069	Contact tip .045	10
DP087299	Contact tip .023	10
DP11-23	Contact tip .023	10
DP11-30	Contact tip .030	10
DP11-35	Contact tip .035	10
DP11-45	Contact tip .045	10
DP11T23	Tapered contact tip .023	10
DP11T30	Tapered contact tip .030	10
DP11T35	Tapered contact tip .035	10
DP11T45	Tapered contact tip .045	10
DP14-116	Contact tip 1/16"	10
DP14-23	Contact tip .023	10
DP14-30	Contact tip .030	10
DP14-35	Contact tip .035	10
DP14-45	Contact tip .045	10
DP14-52	Contact tip .052	10
DP14H116	H.D. contact tip 1/16"	10
DP14H35	H.D. contact tip .035	10
DP14H45	H.D. contact tip .045	10
DP14H52	H.D. contact tip .052	10
DP14T116	Tapered contact tip 1/16"	10
DP14T23	Tapered contact tip .023	10
DP14T30	Tapered contact tip .030	10
DP14T35	Tapered contact tip .035	10
DP14T45	Tapered contact tip .045	10
DP14T52	Tapered contact tip .052	10
DP169715	Nozzle flush 1/2" I.D.	2
DP169716	Tip Adapter	2
DP169717	Shock washer	2
DP169724	Nozzle recessed 1/2" I.D.	2
DP169725	Nozzle recessed 5/8" I.D.	2
DP169726	Nozzle flush 5/8" I.D.	2
DP169728	Tip Adapter	2
DP169729	Nozzle Adapter	2
DP169730	Shock washer	2
DP186405	Nozzle 1/2" I.D.	2
DP186406	Contact tip .035	10
DP186419	Contact tip .030	10
DP200258	Nozzle flush 1/2" I.D.	2
DP21-50	Nozzle recessed 1/2" I.D.	2
DP21-62	Nozzle recessed 5/8" I.D.	2
DP21T37	Tapered nozzle 3/8" I.D.	2
DP22-50	Nozzle recessed 1/2" I.D.	2
DP22-62	Nozzle recessed 5/8" I.D.	2
DP22T37SS	Tapered nozzle 3/8" I.D.	2
DP23-50	Nozzle recessed 1/2" I.D.	2
DP23-62	Nozzle recessed 5/8" I.D.	2
DP23T37	Tapered nozzle 3/8" I.D.	2
DP24A50	Nozzle recessed 1/2" I.D.	2
DP24A62	Nozzle recessed 5/8" I.D.	2
DP24AT37SS	Tapered nozzle 3/8" I.D.	2
DP32	Insulator 22 series nozzles	2
DP34A	Insulator 24 series nozzles	2
DP35-50	Gas diffuser 11 series tips	2
DP51	Gas diffuser 11 series tips	2
DP52	Gas diffuser 14 series tips	2
DP52FN	Gas diffuser 14 series tips	2
DP54A	Gas diffuser 14 series tips	2





Platinum Compact 160 Amp MIG Gun **PROFAX**

Platinum Compact
160 Amp MIG Gun



STANDARD FEATURES:

- Compact handle
- Extra flexible cable
- Light weight

PROFAX NO.	DESCRIPTION	PROFAX NO.	DESCRIPTION
160-23-10	MIG gun .023 standard rear end	LP160-23-10	MIG gun .023 Lincoln® rear end
160-23-12	MIG gun .023 standard rear end	LP160-23-12	MIG gun .023 Lincoln® rear end
160-3035-10	MIG gun .030-.035 standard rear end	LP160-3035-10	MIG gun .030-.035 Lincoln® rear end
160-3035-12	MIG gun .030-.035 standard rear end	LP160-3035-12	MIG gun .030-.035 Lincoln® rear end
160-3035-15	MIG gun .030-.035 standard rear end	LP160-3035-15	MIG gun .030-.035 Lincoln® rear end
C160-23-10	MIG gun .023 Century® rear end	M160-23-10	MIG gun .023 Miller® rear end
C160-23-12	MIG gun .023 Century® rear end	M160-23-12	MIG gun .023 Miller® rear end
C160-3035-10	MIG gun .030-.035 Century® rear end	M160-3035-10	MIG gun .030-.035 Miller® rear end
C160-3035-12	MIG gun .030-.035 Century® rear end	M160-3035-12	MIG gun .030-.035 Miller® rear end
C160-3035-15	MIG gun .030-.035 Century® rear end	M160-3035-15	MIG gun .030-.035 Miller® rear end
LH160-23-10	MIG gun .023 Lincoln® rear end		
LH160-23-12	MIG gun .023 Lincoln® rear end		
LH160-3035-10	MIG gun .030-.035 Lincoln® rear end		
LH160-3035-12	MIG gun .030-.035 Lincoln® rear end		
LH160-3035-15	MIG gun .030-.035 Lincoln® rear end		

C-Century®: Powermate 90,160, & 225. Solar®125 (New –1982), Solar®165 (New-1982) Solar®2-175 (New-1982), Solar®2120 and Portable mig. Snap-On® YA 212, YA219C Portable mig and YA205.



LH-Lincoln®: SP85, SP100, SP100T, SP125 Plus, SP130T, SP135 Plus, SP135T, SP140I, SP170T, SP175T, SP175 Plus, Weldpack 100, 100 Plus, 125, 155.



Hobart®: Betamig 200, 250 and 251.

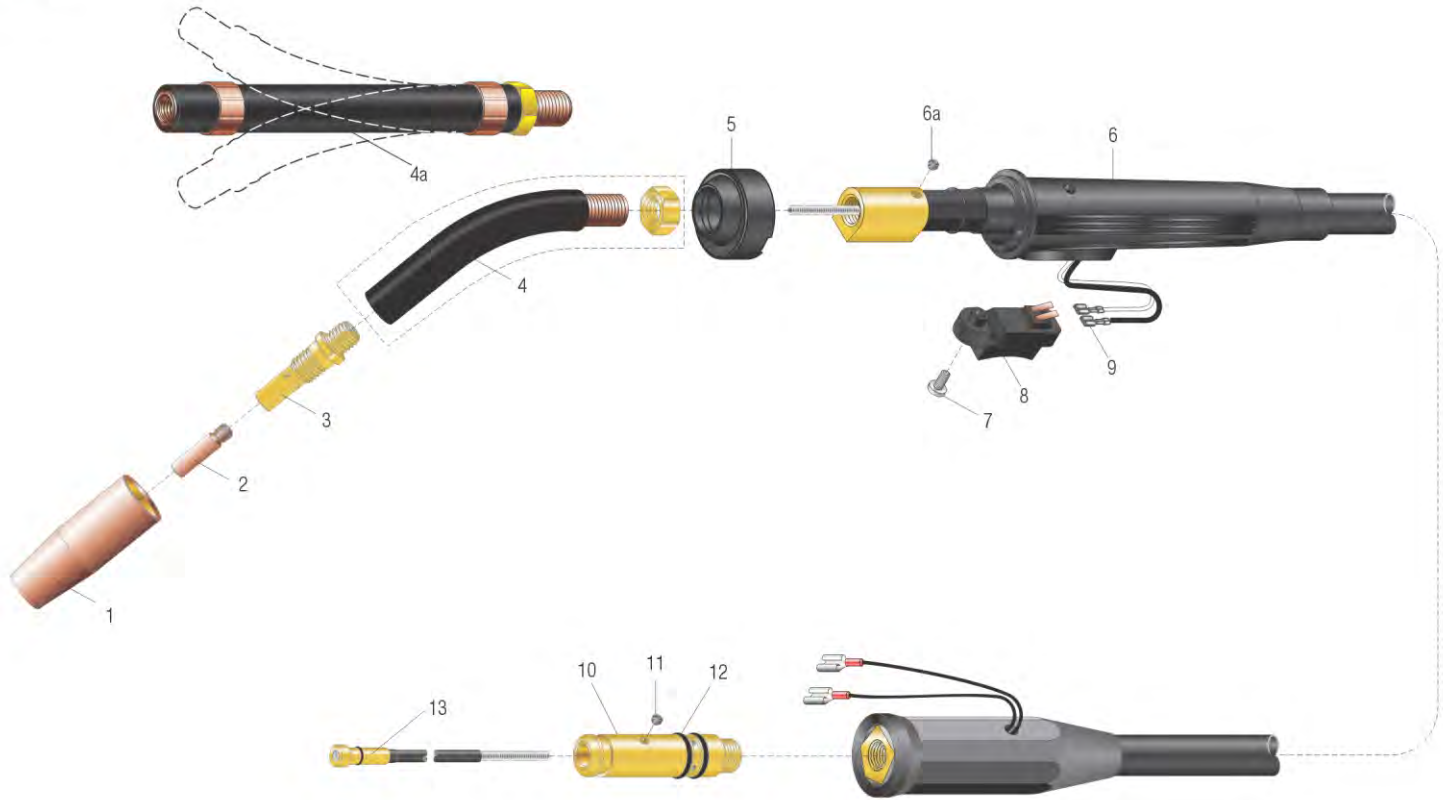
LP-Lincoln®: Powermig 140C and 180C. Also SP-140T and SP-180T



M-Miller®: Cricket, Cricket XL, Challenger, Sidekick, Sidekick XL, Millermatic 90,120,130, 135, 140, 141, 150, 175, 180, 185, 190, 200, 210, 211, 212, 250, 250x, 251, 252, 300, 350, 350P, Pulsar and Vintage. Millermatic 35 (after Jan.1980 beginning with s/n JA356001). 22, 50, 60, and 70 series feeders. X-Treme® 8VS, 12RC and 12VS



Hobart®: Betamig 2510 and Olympic VS.




NO.	PROFAX NO.	DESCRIPTION	NO.	PROFAX NO.	DESCRIPTION
1.	21-37	Nozzle 3/8", self-insulated	4a.	TF-160	Flexible barrel
	21-50	Nozzle 1/2", self-insulated (standard)	5.	35-80-A1	Front cap
	21-62	Nozzle 5/8", self-insulated	6.	35-80	Handle
	21-37F	Nozzle 3/8", self-insulated, flush	6a.	160-43	Liner set screw
	21-50F	Nozzle 1/2", self-insulated, flush	7.	160-45	Screw
	21-62F	Nozzle 5/8", self-insulated, flush	8.	35-90	Trigger assembly
	21T37	Nozzle 3/8", self-insulated, tapered	9.	160-60	Trigger connector-female
2.	11-23	Contact tip .023	10.	R174-C	Connector Century®
	11-30	Contact tip .030		R174-LH	Connector Lincoln®
	11-35	Contact tip .035		R174-LP	Connector Lincoln®
	11H30	Contact tip .030, HD		R174-M	Connector Miller®
	11H35	Contact tip .035, HD		R174-T	Connector (standard)
	11T23	Tapered tip .023	11.	44C	Set screw
	11T30	Tapered tip .030	12.	224	O-ring
11T35	Tapered tip .035	13.	41-23-15	15' wire conduit assembly .023	
			41-3035-15	15' wire conduit assembly .030-.035	
3.	35-50	Gas diffuser			
4.	35-60-60	Conductor tube 60°			



Platinum Compact 180 Amp MIG Gun



Platinum Compact 180 Amp MIG Gun

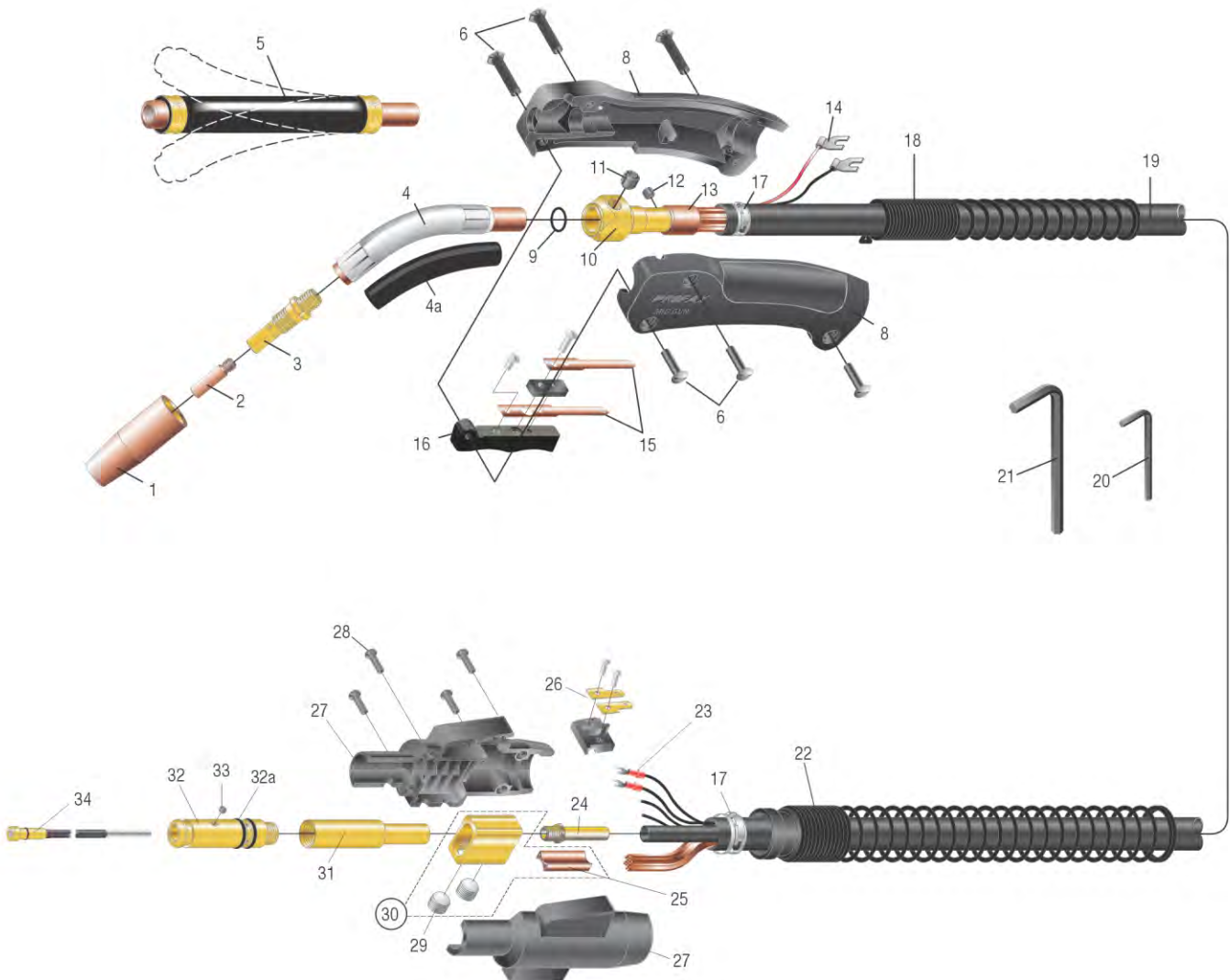


STANDARD FEATURES:

- Ergonomic handle
- Spare switch leads
- Extra flexible cable
- Spring strain reliefs
- Jacketed gooseneck

PROFAX NO.	LENGTH	WIRE SIZE	PROFAX NO.	LENGTH	WIRE SIZE	PROFAX NO.	LENGTH	WIRE SIZE
180-23-10	10'	.023	180-23-12	12'	.023	180-23-15	15'	.023
180-3035-10	10'	.030-.035	180-3035-12	12'	.030-.035	180-3035-15	15'	.030-.035
180-4045-10	10'	.040-.045	180-4045-12	12'	.040-.045	180-4045-15	15'	.040-.045

See page 38 for list on ordering direct connect guns.
 Adapter kits available for most models of feeders see pages 96-97.



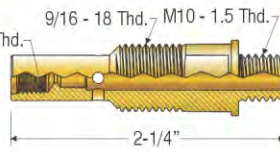
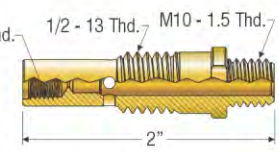


Platinum Compact 180 Amp MIG Gun Parts List



NO.	PROFAX NO.	DESCRIPTION	NO.	PROFAX NO.	DESCRIPTION
1.	21-37	Nozzle 3/8", self-insulated	12.	WC-3	Set screw for conduit 8-32
	21-50	Nozzle 1/2", self-insulated (standard)	13.	110-CS1	Crimp sleeve
	21-62	Nozzle 5/8", self-insulated	14.	18FT	Flag terminals (2)
	21-37F	Nozzle 3/8", self-insulated, flush	15.	92C	Switch contacts (2) w/screws
	21-50F	Nozzle 1/2", self-insulated, flush	16.	92	Trigger switch assembly
	21-62F	Nozzle 5/8", self-insulated, flush	17.	0155	Cable clamp
	21T37	Nozzle 3/8", self-insulated, tapered	18.	180-6S	Spring strain relief for handle
2.	11-23	Contact tip .023	19.	180K	Bulk cable (per foot)
	11-30	Contact tip .030	20.	44-25	Hex wrench 5/64"
	11-35	Contact tip .035	21.	AL-300-532	Hex wrench 5/32"
	11-40	Contact tip .040	22.	R185-S	Spring
	11-45	Contact tip .045	23.	244	Terminal
	11H30	Contact tip .030, HD	24.	62N	Nipple
	11H35	Contact tip .035, HD	25.	114	Separator
	11H40	Contact tip .040, HD	26.	194	Connector tab assembly
	11H45	Contact tip .045, HD	27.	R185-H	Housing
	11AH364	Contact tip 3/64" HD	28.	R185-SC	Screws for housing (4)
	11T23	Tapered tip .023	29.	A-532-24	9/16" ball point screw
	11T30	Tapered tip .030	30.	104	Cable connector block assembly
	11T35	Tapered tip .035	31.	R172-UA	Standard connector plug w/62N
	11T40	Tapered tip .040		R172-UAG	Connector plug w/gas hole w/62N
11T45	Tapered tip .045	32.	R174-C	Connector, Century®	
3.	51-23	Gas diffuser-use w/.023 wire		R174-E	Connector, Esab®
	51	Gas diffuser-use w/.030-.045 wire		R-174-H10	Connector Hobart®
4.	180-45J	Jacketed conductor tube 45° (standard)		R-174-HH	Connector Hobart®
	180-60J	Jacketed conductor tube 60°		R-174-LP	Connector Lincoln®
	180-180J	Jacketed conductor tube 180°		R174-L	Connector, Lincoln®
4a.	71	Replacement neoprene insulator		R174-M	Connector, Miller®
5.	TFX-180	Flexible barrel for extreme heat (optional)		R174-T	Connector, standard
6.	122FM-SET	Binders (4 ea.) and screws (4 ea.) for handle	32a	224	O-ring
8.	180H	Handle with binder screws	33.	44C	Set screw for conduit 8-32
9.	OR1	O-ring	34.	42-23-15	15' wire conduit assembly .023
10.	180-1	Cable connector block assy.		42-3035-15	15' wire conduit assembly .030-.035
11.	516-24	Conductor tube set screw (5/16-24)		42-4045-15	15' wire conduit assembly .040-.045

180 Amp MIG Gun Parts List

PROFAX NO.	DESCRIPTION	PROFAX NO.	DESCRIPTION
52FNM10	Special Gas Diffuser Adapts 23 series nozzles and 14 series tips to 180 gun 	52M10	Special Gas Diffuser Adapts 22 series nozzles, 32 insulator and 14 series tips to 180 gun 

Regulator/Flowmeter

SPECIFICATIONS:

- Brass body
- Preset @ 30 psi
- Flow meter range - 0-60 scfh
- Economical design



High Quality Multi-Purpose 8 Way MIG Plier

Plier is packaged on display card.



PROFAX NO.	GAS SERVICE	CGA INLET	PROFAX NO.	DESCRIPTION
RF1430-580	Argon & Argon/CO ₂ Mixes	580	8WMP	8 Way MIG Plier
RF1430-320	CO ₂	320		



Platinum Compact 180 Amp MIG Gun



Platinum Compact 180 Amp MIG Gun


PROFAX NO.	DESCRIPTION	TIP I.D.	PROFAX NO.	DESCRIPTION
11-23	Contact tip .023	.031	21-50	Nozzle 1/2" Recessed tip
11-30	Contact tip .030	.038		
11-35	Contact tip .035	.044		
11-40	Contact tip .040	.047		
11-45	Contact tip .045	.054		
<p>Standard Series Tips</p>				
11T23	Contact tip .023	.031	21-62	Nozzle 5/8" Recessed tip
11T30	Contact tip .030	.038		
11T35	Contact tip .035	.044		
11T40	Contact tip .040	.047		
11T45	Contact tip .045	.054		
<p>Tapered Series Tips</p>				
11H30	Contact tip .030	.038	21-37F	Nozzle 3/8" Flush tip
11H35	Contact tip .035	.044		
11H40	Contact tip .040	.049		
11H45	Contact tip .045	.054		
11AH364	Contact tip 3/64"	.059		
<p>Heavy duty Series Tips</p>				
51	Gas diffuser		21-50F	Nozzle 1/2" Flush tip
51-23	Gas diffuser		21-62F	Nozzle 5/8" Flush tip
<p>Use with .023 wire</p>				
21-37	Nozzle 3/8" Recessed tip		21T37	Tapered nozzle 3/8" Recessed tip
<p>Use 11T series tips</p>			<p>Use 11T series tips</p>	



Regulator/Flowmeter

SPECIFICATIONS:

- Brass body
- Preset @ 30 psi
- Flow meter range - 0-60 scfh
- Economical design

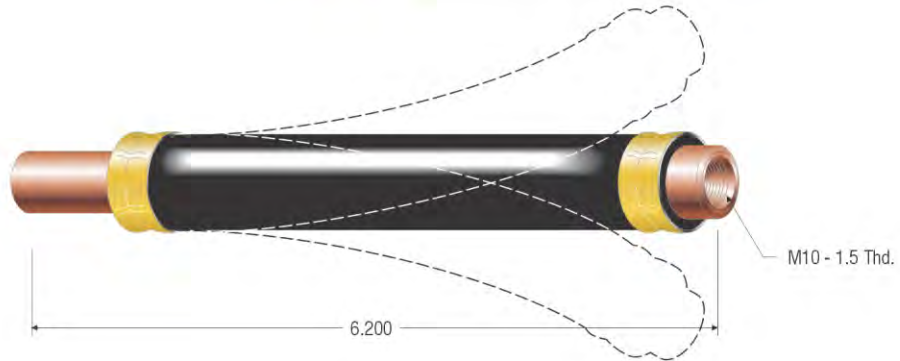


PlatinumCompact
180 Amp MIG Gun

PROFAX NO.	GAS SERVICE	CGA INLET
RF1430-580	Argon & Argon/CO ₂ Mixes	580
RF1430-320	CO ₂	320

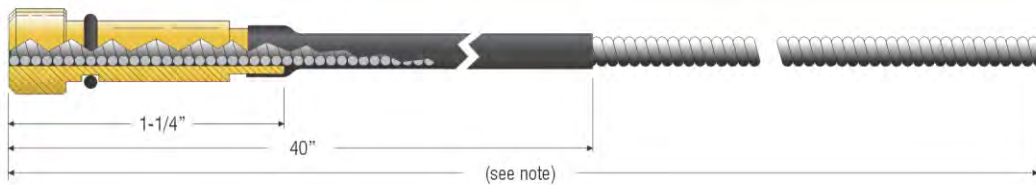
PROFAX NO.	DESCRIPTION
180-45J	Jacketed conductor tube 45°
180-60J	Jacketed conductor tube 60°
180-180J	Jacketed conductor tube 180°

Also available in
12", 18", and 24"



PROFAX NO.	DESCRIPTION	PROFAX NO.	DESCRIPTION
TFX-180	PROFAX flexible barrel for extreme heat	TFX180-12SP	PROFAX flexible barrel 16" over all length
		TFX180-18SP	PROFAX flexible barrel 22" over all length
		TFX180-24SP	PROFAX flexible barrel 28" over all length

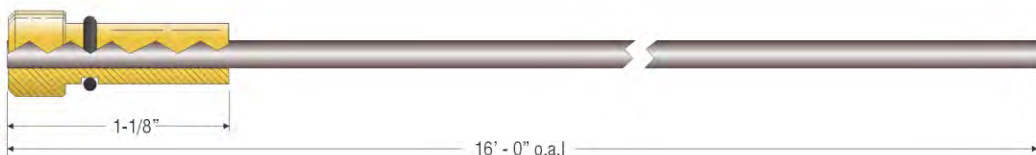
FOR SPECIAL APPLICATIONS THESE
TFX180'S ARE AVAILABLE ON REQUEST.



Note: 15' wire conduit assembly (16' - 0" o.a.l.)

PROFAX NO.	DESCRIPTION	I.D.	O.D.
42-23-15	15' wire conduit assembly — used with .023 diameter wire	.044	.125
42-3035-15	15' wire conduit assembly — used with .030-.035 diameter wire	.052	.156
42-4045-15	15' wire conduit assembly — used with .040-.045 diameter wire	.060	.156

*Note: For 180 amp guns with CK/HH/ or H-10 back ends please refer to liner comment on page 38.



PROFAX NO.	DESCRIPTION	I.D.	O.D.
42N-3545-15	15' teflon conduit assembly — used with .035-.047 aluminum wire	.065	.138



Platinum Compact 180 Amp MIG Gun



The following direct connects are available by placing the letters shown below before the gun package number.

Example: add an "M" to 180-3035-10; eg **M180-3035-10** is now a Miller® direct connect gun.

180 Amp MIG Gun
Direct Connects

C-Century®: Powermate 90,160, & 225. Solar®125 (New -1982), Solar®165 (New-1982) Solar®2-175 (New-1982), Solar®2120 and Portable mig. Snap-On® YA 212,YA219C Portable mig and YA205.



CK-Systematics®: MP-140, 175, 230 and 250. Snap-On®(by Systematics) YA212.

*Note: Uses "CK42" series liner



E-Esab®(L-Tec/Linde): Migmaster 130. All wire feeders with the MT200/400 Linde mig gun adapter installed.



HH-Hobart®: Handler 120, 130 & 150, Betamig 170 and 1800.

*Note: Uses 409737-3



H10-Hobart®: Handler 130XL, 135 and 175.

*Note: Uses Miller® style 194010/194011/194012 style liners




LH-Lincoln®: SP85, SP100, SP100T, SP125 Plus, SP130T, SP135 Plus, SP135T, SP140I, SP170T, SP175T, SP175 Plus, Weldpack 100, 100 Plus, 125, 155.

Hobart®: Betamig 200, 250 and 251.



LN-Lincoln® "Old Style" 3/4" dia. rear adapter: SP150, SP200



LP-Lincoln® "New Style" 5/8" dia. rear adapter: Powermig 140C and 180C. Also SP-140T and SP-180T



M-Miller®: Cricket, Cricket XL, Challenger, Sidekick, Sidekick XL, Millermatic 90,120,130, 135, 140, 141, 150, 175, 180, 185, 190, 200, 210, 211, 212, 250, 250x, 251, 252, 300, 350, 350P, Pulser and Vintage. Millermatic 35 (after Jan.1980 beginning with s/n JA356001). 22, 50, 60, and 70 series feeders. X-Treme® 8VS, 12RC and 12VS

Hobart®: Betamig 2510 and Olympic VS.



X-Euro-Quick: Equipment

Airco®: AutoPak 130, Dipstick 160 (New), Dipstick 200 (New)Systems I, Universal, Mity 4 and Dip-Pak 250.

Century®(Solar®): Solar 165 (Old)(117-003), Solar 2-125 (Old) and All Star.

Lincoln®: SP250 & SP255. Note: Will not have remote wire speed & voltage control.

Esab®: Mig 2E, Mig 4HD, Mig 4AF, Migmaster 250,251, 252 and 300I, and Mobilmaster.

PROFAX: Pro IIX and Pro IVx.

SIP®: Topmig 170, 195, Autoplus 150 dual purpose, Autoplus 171 & 196, Autoplus

180 dual purpose, Autoplus Super 210 dual purpose, Autoplus Super 215, Ideal

Super 180,210, 240, 300, 350 & 500.

Schumacher®: Model 90201.

CA-Comparc®: M125, M170, M150S and M250S.





Direct Mount Conversion Kits

Used for converting an existing gun to a different wire feeder.

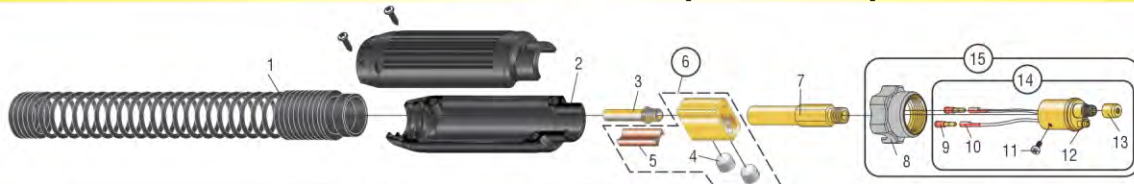
TAK-180		CAK-180		MAK-180		LAK-180		
NO.	PROFAX NO.	DESCRIPTION	NO.	PROFAX NO.	DESCRIPTION	NO.	PROFAX NO.	DESCRIPTION
1.	R174-T	Connector - standard PROFAX	1.	R174-C	Connector for Century®	1.	R174M-N	Nipple for Miller® connection
2.	AK-354	Control cord	2.	MSAK-353	Gas hose w/grommet	2.	R174-M	Connector for Miller®
			3.	180CCP	Control plug	3.	R174M-R	Insulator
			4.	AK-353-2A	Gas hose clamp (2)	4.	MSAK-354	Control cord
			<p>Note: will only work on guns with R174-UAG installed</p>			6.		
						7.		
						8.		

Platinum Compact 180 Amp MIG Gun

Conversion kits to convert 180 amp MIG gun to direct mount. Includes connector plug, electrical cord w/plug, and gas hose.

CAK-180	Century®: Powermate 90,160, & 225. Solar125 (New 1982), Solar165 (New-1982) Solar® 2-175 (New-1982), Solar® 2120 & Portable mig. Snap-On® YA 212, YA219C Portable mig and YA205.	LHAK-180	Lincoln®: SP85, SP100, SP100T, SP125 Plus, SP130T, SP135 Plus SP135T, SP140I, SP170T, SP175T, SP175 Plus, Weldpack 100, 100 Plus, 125, 155, Wirematic 250 and 255.
CKAK-180	Systematics®: MP-140, 175, 230 and 250. Snap-On® (by Systematics®) YA212.	MAK-180	Miller®: Cricket, Cricket XL, Challenger, Sidekick, Sidekick XL, Millermatic 90,120,130, 135, 140, 141, 150, 175, 180, 185, 190, 200, 210, 211, 212, 250, 250x, 251, 252, 300, 350, 350P, Pulser and Vintage. Millermatic 35 (after Jan.1980 beginning w/ s/n JA356001). 22, 50, 60, and 70 series feeders. X-Treme® 8VS, 12RC and 12VS
EAK-180	Esab®(L-Tec/Linde): Migmaster 130. All wire feeders with the MT200/400 Linde mig gun adapter installed.	TAK-180	Hobart®: Betamig 2510 and Olympic VS.
HAK-180	Hobart®: Betamig 200, 250 and 251.		Hobart® series 2000,2200,2210,2400,2410, Heavy Duty, Model 17, Hefty, Mijit 17, Portafeed 17, Portawire 17, Portafeed 1000, Ultrafeed 1000, Thermal Arc® TA-3, TAF-2, TAF-4 & Viking 250.
HHAK-180	Hobart®: Handler 120, 130 & 150, Betamig 170 and 1800. 10' Guns only,		
LAK-180	Lincoln®: SP150, SP200, LN7, LN8, LN9, LN25, LN742, and Synergic 7. Also LN 10,DH10, & STT10 with K1500-1 installed.		

Euro-Quick End for the Platinum Compact 180 amp MIG Gun



NO.	PROFAX NO.	DESCRIPTION	NO.	PROFAX NO.	DESCRIPTION	NO.	PROFAX NO.	DESCRIPTION
1.	R185-S	Spring	7.	140-UA	Euro connector	13.	174EX-1C	Conduit nut
2.	2545-3	Cable support	8.	2545-4	Machine nut	14.	2545	Euro-Quick connector assy.
3.	62N	Nipple	9.	2545-6	Trigger connection male	15.	2545-C	Euro-Quick connector assy. w/machine nut
4.	A-532-24	9/16"-18 ball point screw	10.	35-350-1	Butt connector			
5.	114	Separator	11.	2-MS	Metric screw			
6.	104	Cable connector block assy.	12.	35-40-1	O-ring			

Regulator/Flowmeter

SPECIFICATIONS:

- Brass body
- Preset @ 30 psi
- Flow meter range - 0-60 scfh
- Economical design



PROFAX NO.	GAS SERVICE	CGA INLET
RF1430-580	Argon & Argon/CO2 Mixes	580
RF1430-320	CO2	320

Weld Fillet Gage



- 7 Piece Weld Fillet Gage
- Stainless Steel Construction
- Marked in Standard and Metric Units
- For:
 - Checking Fillet Throat Sizes
 - Checking Fillet Leg Size
 - Works on Both Convex and Concave Welds
 - Weld Sizes 1/8" (3.2mm) — 1" (25.4mm)




• Carrying Pouch Included

PROFAX NO.	DESCRIPTION
WFG	Weld Fillet Gage



Platinum Compact 250 Amp MIG Gun **PROFAX**

Platinum Compact
250 Amp MIG Gun



STANDARD FEATURES:

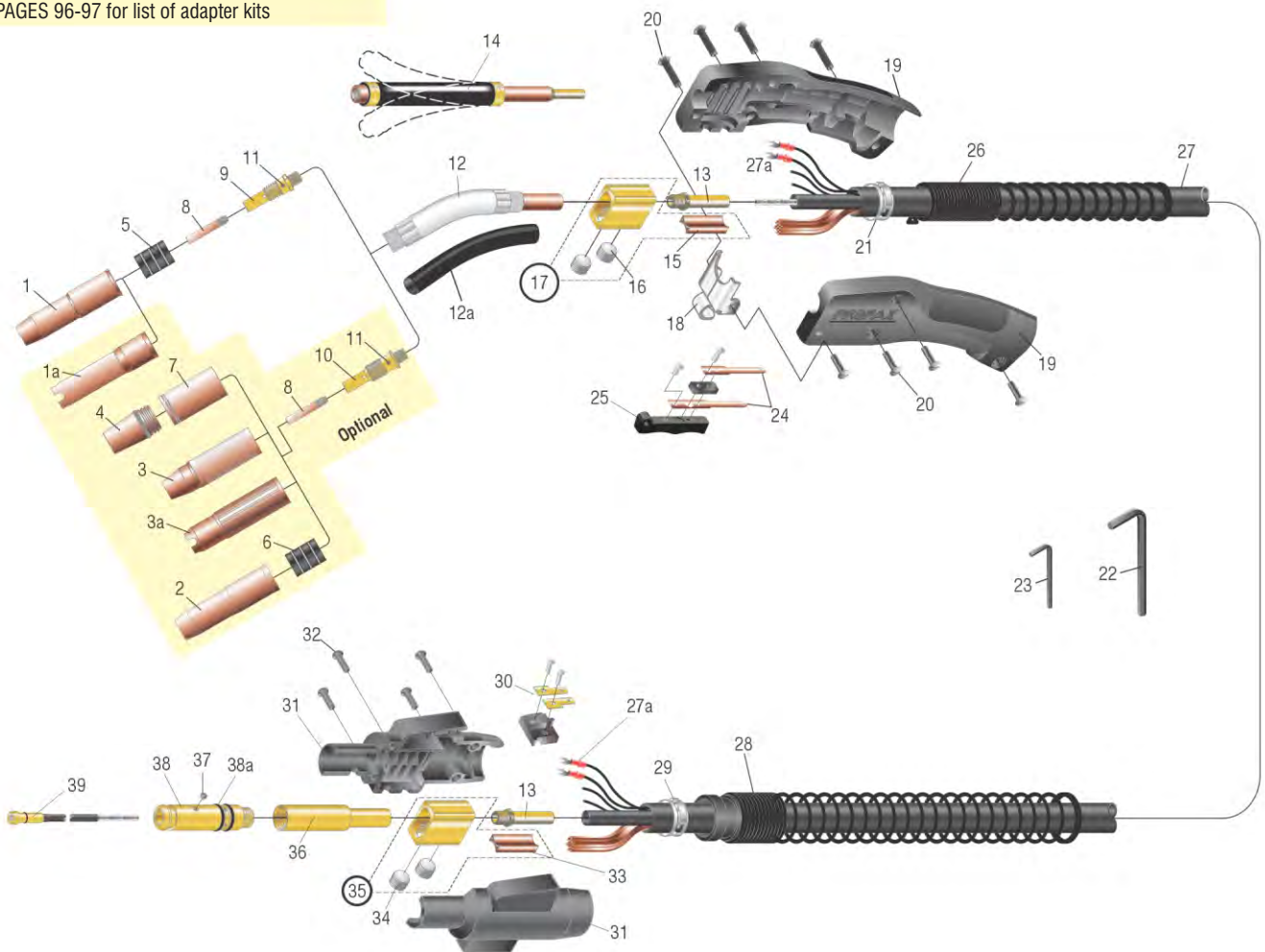
- Ergonomic handle
- Spare switch leads
- Extra flexible cable
- Spring strain reliefs
- Jacketed gooseneck

PROFAX NO.	LENGTH	WIRE SIZE	PROFAX NO.	LENGTH	WIRE SIZE	PROFAX NO.	LENGTH	WIRE SIZE	PROFAX NO.	LENGTH	WIRE SIZE
250-3035-10	10'	.030-.035	250-3035-12	12'	.030-.035	250-3035-15	15'	.030-.035	250-3035-20	20'	.030-.035
250-4045-10	10'	.040-.045	250-4045-12	12'	.040-.045	250-4045-15	15'	.040-.045	250-4045-20	20'	.040-.045
250-052-10	10'	.052	250-052-12	12'	.052	250-052-15	15'	.052	250-3035-25	25'	.030-.035
									250-4045-25	25'	.040-.045

TO ORDER DIRECT CONNECT MIG GUNS

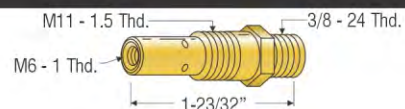
- Standard** - All wire feeders that accept the "PROFAX" rear adapter. e.g. 250-3035-10
Lincoln® Direct - Add an **LN** for the Lincoln "Old Style" 3/4" dia. rear adapter. e.g. LN250-3035-10
 Add an **LP** for the Lincoln "New Style" 5/8" dia. rear adapter. e.g. LP250-3035-10
Miller® Direct Add an **M**. e.g. M250-3035-10
Euro-Quick Add an **X**. e.g. X250-3035-10

SEE PAGES 52-53 for more details on direct connects
 SEE PAGES 96-97 for list of adapter kits



PROFAX NO. DESCRIPTION

51-3/8-24 Special Gas Diffuser Adapts 21 series nozzles and 11 series tips to 250 gun





Platinum Compact 250 Amp MIG Gun Parts List



NO.	PROFAX NO.	DESCRIPTION	NO.	PROFAX NO.	DESCRIPTION	
1.	22-37	Nozzle 3/8", adj., use w/32 & 52	11.	44C	Set screws for gas diffuser/conduit	
	22-50	Nozzle 1/2", adj., use w/32 & 52 (standard)	12.	62A45J	Jacketed conductor tube 45° (standard)	
	22-62	Nozzle 5/8", adj., use w/32 & 52		62A45-9J	Jacketed conductor tube 45° - 9 inch	
	22-37SS	Nozzle 3/8", short stop, use w/32 & 52		62A60J	Jacketed conductor tube 60°	
	22-50SS	Nozzle 1/2", short stop, use w/32 & 52		62A80J	Jacketed conductor tube 80°	
	22-62SS	Nozzle 5/8", short stop, use w/32 & 52		62A180J	Jacketed conductor tube 180°	
	22T37SS	Nozzle 3/8", short stop, tapered, use w/32 & 52		62A45	Conductor tube 45°	
1a.	22-62FAS	Spot welding nozzle 5/8"		62A60	Conductor tube 60°	
2.	24A50	Nozzle 1/2", adj., use w/34A		62A80	Conductor tube 80°	
	24A62	Nozzle 5/8", adj., use w/34A		62A180	Conductor tube 180°	
	24A75	Nozzle 3/4", adj., use w/34A	12a.	72A	Replacement neoprene insulator	
	24A50SS	Nozzle 1/2", short stop, adjustable, use w/34A	13.	62N	Nipple	
	24A62SS	Nozzle 5/8", short stop, adjustable, use w/34A	14.	TFX-2	Flexible barrel, extreme heat	
	24AT37SS	Nozzle 3/8", short stop, tapered, adj., use w/34A	15.	112	Separator	
	24A75SS	Nozzle 3/4", short stop, adjustable, use w/34A	16.	1-MBP-10	1/2-20 ball point screws	
	24AH50	Nozzle 1/2", HD, adjustable, use w/34A	17.	102	Cable connector block assembly	
	24AH62	Nozzle 5/8", HD, adjustable, use w/34A	18.	154HD	Hanger	
	24AH75	Nozzle 3/4", HD, adjustable, use w/34A	19.	82C	Handle w/binder screws	
3.	23-37	Nozzle 3/8", self insulated	20.	122FM-SET	Binders (4 ea.) and screws (4 ea.) for handle	
	23-50	Nozzle 1/2", self insulated	21.	132-12	Clamp - handle	
	23-62	Nozzle 5/8", self insulated	22.	AL-300-25	7/32" hex wrench	
	23-75	Nozzle 3/4", self insulated	23.	44-25	5/64" hex wrench	
	23-37F	Nozzle 3/8", self insulated, flush	24.	92C	Switch contacts 2 ea. w/screws	
	23-50F	Nozzle 1/2", self insulated, flush	25.	92	Trigger switch assembly	
	23-62F	Nozzle 5/8", self insulated, flush		92L	Locking trigger (not shown)	
	23-75F	Nozzle 3/4", self insulated, flush	26.	142-6S	Spring strain relief for handle	
	23H50	Nozzle 1/2", HD, self insulated	27.	250-10	10' replacement cable assembly	
	23H62	Nozzle 5/8", HD, self insulated		250-12	12' replacement cable assembly	
	23T37	Nozzle 3/8", self insulated, tapered		250-15	15' replacement cable assembly	
	3a.	23-62FAS		250-20	20' replacement cable assembly	
	4.	24CT50F		250-25	25' replacement cable assembly	
4.	24CT62F	Nozzle 1/2", use w/34CT, flush	250K	Cable, bulk (per foot)		
	24CT75F	Nozzle 5/8", use w/34CT, flush	250CK	Cloth wrapped cable, bulk (per foot) for guns longer than 15'		
	24CT37S	Nozzle 3/4", use w/34CT, flush	27a.	244	Terminal	
	24CT37S	Nozzle 3/8", use w/34CT, recessed	28.	R185-S	Spring	
	24CT50S	Nozzle 1/2", use w/34CT, recessed	29.	132-12	Clamp - connector block	
	24CT62S	Nozzle 5/8", use w/34CT, recessed	30.	194	Connector tab assembly	
	24CT75S	Nozzle 3/4", use w/34CT, recessed	31.	R185-H	Housing	
5.	32	Insulator	32.	R185-SC	Screws for housing (4)	
6.	34A	Insulator	33.	114	Separator	
7.	34CT	Insulator w/coarse thread nozzles	34.	A-532-24	9/16-18 ball point screw	
8.	14-23	Contact tip .023	35.	104	Cable connector block assembly	
	14-30	Contact tip .030	36.	R172-UA	Standard connector plug w/62N	
	14-35	Contact tip .035		R172-UAG	Connector plug w/gas hole w/62N	
	14-40	Contact tip .040	37.	44C	Set screw for conduit 8-32	
	14-45	Contact tip .045		38.	R174-C	Connector, Century®
	14-52	Contact tip .052	R174-E		Connector, Esab®	
	14A364	Contact tip 3/64" (for aluminum)	R174-H		Connector, Hobart®	
	14H30	Contact tip .030, HD	R174-L		Connector, Lincoln®	
	14H35	Contact tip .035, HD	R174-M		Connector, Miller®	
	14H40	Contact tip .040, HD	R174-T		Connector, standard	
	14H45	Contact tip .045, HD	38a		224	O-ring
	14H52	Contact tip .052, HD	39.		42-23-15	15' wire conduit assembly .023
	14AH364	Contact tip 3/64", HD(for aluminum)		42-3035-15	15' wire conduit assembly .030-.035	
	14T23	Tapered contact tip .023		42-4045-15	15' wire conduit assembly .040-.045	
	14T30	Tapered contact tip .030		42-116-15	15' wire conduit assembly .052 - 1/16"	
	14T35	Tapered contact tip .035		42-3035-25	25' wire conduit assembly .030-.035	
	14T40	Tapered contact tip .040		42-4045-25	25' wire conduit assembly .040-.045	
	14T45	Tapered contact tip .045		42-116-25	25' wire conduit assembly .052 - 1/16"	
	14T52	Tapered contact tip .052	42N-3545-15	15' teflon conduit assembly(aluminum).035-.047		
9.	52	Gas diffuser use w/.030-.052 wire				
	52-23	Gas diffuser use w/.023 wire				
10.	52FN	Gas diffuser				

250 Amp MIG Gun Parts List

Standard series tips



Platinum Compact 250 Amp MIG Gun



Platinum Compact
250 Amp MIG Gun

PROFAX NO.	DESCRIPTION	TIP I.D.		PROFAX NO.	DESCRIPTION	
14-23	Contact tip .023	.031	<p>Standard Series Tips</p>	22-62	Nozzle 5/8"	
14-30	Contact tip .030	.038				
14-35	Contact tip .035	.044				
14-40	Contact tip .040	.047				
14-45	Contact tip .045	.054				
14-52	Contact tip .052	.064				
14A364	Contact tip 3/64"	.059				
14T23	Contact tip .023	.031	<p>Tapered Series Tips</p>	22-62FAS	Spot Nozzle 5/8"	
14T30	Contact tip .030	.038				
14T35	Contact tip .035	.044				
14T40	Contact tip .040	.047				
14T45	Contact tip .045	.054				
14T52	Contact tip .052	.064				
14H30	Contact tip .030	.038	<p>Heavy Duty Series Tips</p>	22-37SS	Nozzle 3/8"	
14H35	Contact tip .035	.044				
14H40	Contact tip .040	.049				
14H45	Contact tip .045	.054				
14H52	Contact tip .052	.064				
14AH364	Contact tip 3/64"	.059				
14HT35	Contact tip .035	.044	<p>Heavy Duty Tapered Series Tips</p>	22-50SS	Nozzle 1/2"	
14HT40	Contact tip .040	.049				
14HT45	Contact tip .045	.054				
14HT52	Contact tip .052	.064				
22-37	Nozzle 3/8"			22-62SS	Nozzle 5/8"	
22-50	Nozzle 1/2"			22T37SS	Tapered nozzle 3/8"	



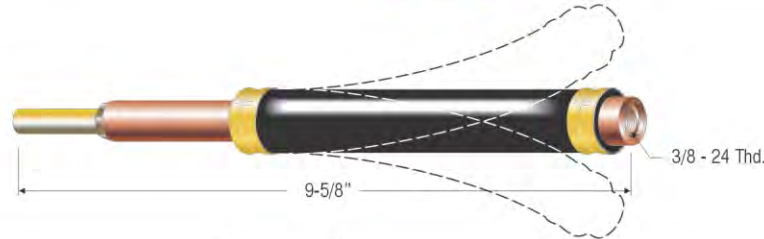
Platinum Compact 250 Amp MIG Gun



PROFAX NO.	DESCRIPTION	PROFAX NO.	DESCRIPTION
32	Insulator (Used with adjustable nozzles)	52-23	Gas diffuser (Used with 32 insulator .023 diameter wire)
52	Gas diffuser (Used with 32 insulator .030 thru .052 diameter wire)	52FN	Gas diffuser (Use with 23 series nozzles or with 34A and 24 series nozzles)

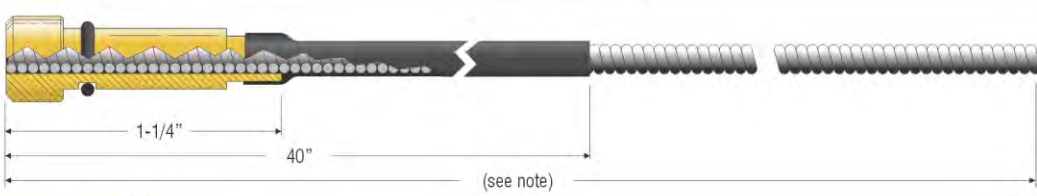
Platinum Compact 250 Amp MIG Gun

<table border="1"> <thead> <tr> <th>PROFAX NO.</th> <th>DESCRIPTION</th> </tr> </thead> <tbody> <tr><td>62A45</td><td>Conductor tube 45°</td></tr> <tr><td>62A60</td><td>Conductor tube 60°</td></tr> <tr><td>62A80</td><td>Conductor tube 80°</td></tr> <tr><td>62A180</td><td>Conductor tube 180°</td></tr> <tr><td>62N</td><td>Nipple - included</td></tr> </tbody> </table>	PROFAX NO.	DESCRIPTION	62A45	Conductor tube 45°	62A60	Conductor tube 60°	62A80	Conductor tube 80°	62A180	Conductor tube 180°	62N	Nipple - included	<table border="1"> <thead> <tr> <th>PROFAX NO.</th> <th>DESCRIPTION</th> </tr> </thead> <tbody> <tr><td>62A45J</td><td>Jacketed conductor tube 45°</td></tr> <tr><td>62A60J</td><td>Jacketed conductor tube 60°</td></tr> <tr><td>62A80J</td><td>Jacketed conductor tube 80°</td></tr> <tr><td>62A180J</td><td>Jacketed conductor tube 180°</td></tr> <tr><td>62N</td><td>Nipple - included</td></tr> </tbody> </table> <p>Also available in 9", 12", 18", and 24"</p>	PROFAX NO.	DESCRIPTION	62A45J	Jacketed conductor tube 45°	62A60J	Jacketed conductor tube 60°	62A80J	Jacketed conductor tube 80°	62A180J	Jacketed conductor tube 180°	62N	Nipple - included
PROFAX NO.	DESCRIPTION																								
62A45	Conductor tube 45°																								
62A60	Conductor tube 60°																								
62A80	Conductor tube 80°																								
62A180	Conductor tube 180°																								
62N	Nipple - included																								
PROFAX NO.	DESCRIPTION																								
62A45J	Jacketed conductor tube 45°																								
62A60J	Jacketed conductor tube 60°																								
62A80J	Jacketed conductor tube 80°																								
62A180J	Jacketed conductor tube 180°																								
62N	Nipple - included																								



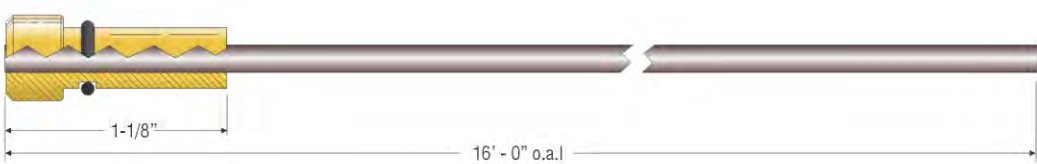
PROFAX NO.	DESCRIPTION	PROFAX NO.	DESCRIPTION
TFX-2	PROFAX flexible barrel for extreme heat	TFX2-12SP	PROFAX flexible barrel 16" over all length
		TFX2-18SP	PROFAX flexible barrel 22" over all length
		TFX2-24SP	PROFAX flexible barrel 28" over all length

FOR SPECIAL APPLICATIONS THESE TFX2'S ARE AVAILABLE ON REQUEST.



Note: 15' wire conduit assembly (16' - 0" o.a.l.)
25' wire conduit assembly (26' - 0" o.a.l.)

PROFAX NO.	DESCRIPTION	I.D.	O.D.
42-23-15	15' wire conduit assembly — used with .023 diameter wire	.044	.125
42-3035-15	15' wire conduit assembly — used with .030-.035 diameter wire	.052	.156
42-4045-15	15' wire conduit assembly — used with .040-.045 diameter wire	.060	.156
42-116-15	15' wire conduit assembly — used with .052-1/16" diameter wire	.078	.156
42-3035-25	25' wire conduit assembly — used with .030-.035 diameter wire	.052	.156
42-4045-25	25' wire conduit assembly — used with .040-.045 diameter wire	.060	.156
42-116-25	25' wire conduit assembly — used with .052-1/16" diameter wire	.078	.156



PROFAX NO.	DESCRIPTION	I.D.	O.D.
42N-3545-15	15' teflon conduit assembly — used with .035-.047 aluminum wire	.065	.138



Platinum "Choice" FC250 Amp MIG Gun



Platinum "Choice" FC250 MIG Gun

STANDARD FEATURES:

- Slim ergonomic handle
- Large integral cooling slots
- Gooseneck can rotate a full 360 degree
- Set screw for liner is located on side of handle for protection from spatter
- Heavy duty contact tips for longer life
- Heavy duty copper gas diffuser
- Heavy duty slip-on nozzle
- Available up to .052 wire size

PROFAX NO.	LENGTH	WIRE SIZE	PROFAX NO.	LENGTH	WIRE SIZE	PROFAX NO.	LENGTH	WIRE SIZE	PROFAX NO.	LENGTH	WIRE SIZE
FC250-3035-10	10'	.030-.035	FC250-3035-12	12'	.030-.035	FC250-3035-15	15'	.030-.035	FC250-3035-20	20'	.030-.035
FC250-4045-10	10'	.040-.045	FC250-4045-12	12'	.040-.045	FC250-4045-15	15'	.040-.045	FC250-4045-20	20'	.040-.045
FC250-052-10	10'	.052	FC250-052-12	12'	.052	FC250-052-15	15'	.052	FC250-3035-25	25'	.030-.035
									FC250-4045-25	25'	.040-.045

TO ORDER DIRECT CONNECT MIG GUNS

Standard -

All wire feeders that accept the "PROFAX" rear adapter. e.g. FC250-3035-10

Lincoln® Direct -

Add an **LN** for the Lincoln "Old Style" 3/4" dia. rear adapter. e.g. FCLN250-3035-10

Add an **LP** for the Lincoln "New Style" 5/8" dia. rear adapter. e.g. FCLP250-3035-10

Miller® Direct

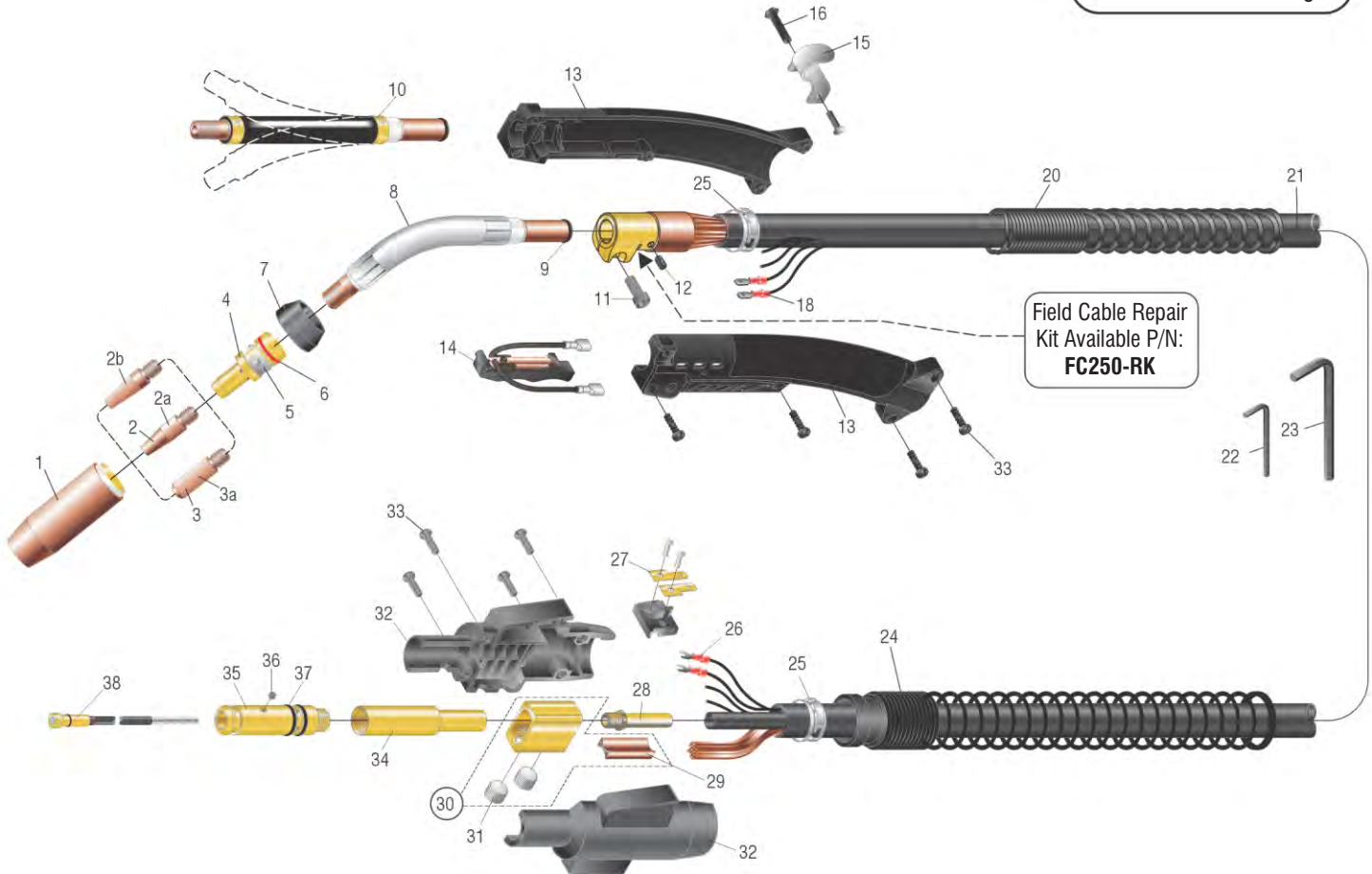
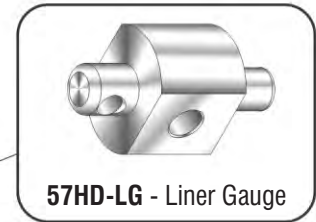
Add an **M**. e.g. FCM250-3035-10

Euro-Quick

Add an **X**. e.g. FCX250-3035-10

SEE PAGES 52-53 for more details on direct connects

SEE PAGES 96-97 for list of adapter kits





Platinum "Choice" FC250 Amp MIG Gun Parts List



FC250 Amp MIG Gun Parts List

NO.	PROFAX NO.	DESCRIPTION	NO.	PROFAX NO.	DESCRIPTION
1.	27S50	H.D. nozzle 1/2" (copper)	9.	S70011	O-ring
	27S62	H.D. nozzle 5/8" (copper)	10.	TFX-62FC	Flexible barrel, extreme heat
	27S75	H.D. nozzle 3/4" (copper)	11.	46C	Socket head cap screw
	27S50GL	H.D. nozzle 1/2" (copper)(gas lens) (Use 17SLT series tip)	12.	45C	Set screw 8-32 x 1/4
	27S62GL	H.D. nozzle 5/8" (copper)(gas lens)	13.	87	Handle w/screws
	27S75GL	H.D. nozzle 3/4" (copper)(gas lens)	14.	97T	Trigger
	27T38	Tapered nozzle 3/8" (brass) (Use 17SLT series tip)	15.	154FC	Hanger bracket
	27TC38	Tapered nozzle 3/8" (copper) (Use 17SLT series tip)	16.	122FM-SET	Post and screw
	27TC38GL	Tapered nozzle 3/8" (copper)(gas lens) (Use 17SLT series tip)	18.	40MQ	Male quick connect
	27T50	Nozzle 1/2" bottle (copper)	20.	87-S	Support spring
	27K50	M.D. nozzle 1/2" (copper)	21.	FC-210	10' cable assembly
	27K62	M.D. nozzle 5/8" (copper) (standard)		FC-212	12' cable assembly
27K50GL	M.D. nozzle 1/2" (copper)(gas lens)	FC-215		15' cable assembly	
27K62GL	M.D. nozzle 5/8" (copper)(gas lens)	FC-220		20' cable assembly	
FC-225		FC-225		25' cable assembly	
2.	17ST-30	Contact tip .030 .040	22.	44-25	5/64" hex wrench
	17ST-35	Contact tip .035 .044	23.	AL187	3/16" hex wrench
	17ST-40	Contact tip .040 .049	24.	R185-S	Spring
	17ST-45	Contact tip .045 .054	25.	132-12	Clamp (2 required)
	17ST-52	Contact tip .052 .064	26.	244	Terminal
2a.	16ST-30	Contact tip .030 .040	27.	194	Connector tab assembly
	16ST-35	Contact tip .035 .044	28.	62N	Nipple
	16ST-40	Contact tip .040 .049	29.	114	Separator
	16ST-45	Contact tip .045 .054	30.	104	Cable connector block assembly
	16ST-52	Contact tip .052 .064	31.	A-532-24	9/16" ball point screws
2b.	17SLT-35	Contact tip .035 .044	32.	R185-H	Housing w/screws
	17SLT-40	Contact tip .040 .049	33.	R185-SC	Screws for housing (4)
	17SLT-45	Contact tip .045 .054	34.	R172-UA	Standard connector plug w/62N
	17SLT-52	Contact tip .052 .064		R172-UAG	Connector plug w/gas hole w/62N
3.	17S-30	Contact tip .030 .040	35.	R174-C	Connector, Century®
	17S-35	Contact tip .035 .044		R174-E	Connector, Esab® (L-Tec®)
	17S-40	Contact tip .040 .049		R174-H	Connector, Hobart®
	17S-45	Contact tip .045 .054		R174-L	Connector, Lincoln®
	17AS-364	Contact tip 3/64" aluminum .060		R174-M	Connector, Miller®
17S-52	Contact tip .052 .064		R174-T	Connector, (standard)	
3a.	16S-30	Contact tip .030 .040	36.	44C	Set screw 8-32 x 1/4"
	16S-35	Contact tip .035 .044	37.	224	O-ring
	16S-40	Contact tip .040 .049	38.	42-23-15	15' wire conduit assembly .023
	16S-45	Contact tip .045 .054		42-3035-15	15' wire conduit assembly .030-.035
	16S-52	Contact tip .052 .064		42-4045-15	15' wire conduit assembly .040-.045
4.	FC55	Gas diffuser	42-116-15	15' wire conduit assembly .052 - 1/16"	
5.	240	Retaining ring	42-3035-25	25' wire conduit assembly .030-.035	
6.	260	O-ring	42-4045-25	25' wire conduit assembly .040-.045	
7.	66SW	H.D. shock washer	42-116-25	25' wire conduit assembly .052 - 1/16"	
8.	62FC30HD	Gooseneck 30°	42N-3545-15	15' teflon conduit assembly (aluminum) .035-.047	
	62FC45HD	Gooseneck 45° (standard)	39.	57HD-LG	Gauge for setting liner
	62FC60HD	Gooseneck 60°			
	62FC180HD	Gooseneck 180°			

Used with 27T38

Standard series contact tip



*Prevents seizing when used on contact tip, nozzle & gas diffuser threads.

PROFAX NO.	DESCRIPTION
JL-4	Copper coat anti-seize lubricant - 4 oz.
JL-8	Copper coat anti-seize lubricant - 8 oz.
JL-16	Copper coat anti-seize lubricant - 16 oz.

PROFAX NO.	DESCRIPTION
------------	-------------

FC55	Diffuser	
66SW	H.D. shock washer	



Platinum "Choice" FC250 Amp MIG Gun



Platinum "Choice" FC250 MIG Gun

PROFAX NO.	DESCRIPTION	TIP I.D.		PROFAX NO.	DESCRIPTION									
17S-30	Contact tip .030	.040	<p>Recessed M8 - 1.25 Thd.</p>	27K62	M.D. Nozzle 5/8" (standard)									
17S-35	Contact tip .035	.044												
17S-40	Contact tip .040	.049												
17S-45	Contact tip .045	.054												
17AS-364	Contact tip 3/64" aluminum	.060												
17S-52	Contact tip .052	.064												
			*Standard tip shipped with gun.											
17ST-30	Contact tip .030	.040	<p>Recessed M8 - 1.25 Thd.</p>	27S50	H.D. Nozzle 1/2"									
17ST-35	Contact tip .035	.044												
17ST-40	Contact tip .040	.049												
17ST-45	Contact tip .045	.054												
17ST-52	Contact tip .052	.064												
							(Use with 27T38 nozzle)							
17SLT-35	Contact tip .035	.044	<p>Recessed M8 - 1.25 Thd.</p>	27S62	H.D. Nozzle 5/8"									
17SLT-40	Contact tip .040	.049												
17SLT-45	Contact tip .045	.054												
17SLT-52	Contact tip .052	.064												
16S-30	Contact tip .030	.040	<p>Flush M8 - 1.25 Thd.</p>	27S75	H.D. Nozzle 3/4"									
16S-35	Contact tip .035	.044												
16S-40	Contact tip .040	.049												
16S-45	Contact tip .045	.054												
16S-52	Contact tip .052	.064												
16ST-30	Contact tip .030	.040	<p>Flush M8 - 1.25 Thd.</p>	27TC38GL	Tapered Nozzle 3/8" Gas Lens									
16ST-35	Contact tip .035	.044												
16ST-40	Contact tip .040	.049												
16ST-45	Contact tip .045	.054												
16ST-52	Contact tip .052	.064												
27T38	Tapered nozzle 3/8"	3/8" I.D.		27K62GL	M.D. Nozzle 5/8" Gas Lens									
27TC38	Tapered nozzle 3/8"	3/8" I.D.						27S50GL	H.D. Nozzle 1/2" Gas Lens					
27T50	Nozzle 1/2"	1/2" I.D.										27S62GL	H.D. Nozzle 5/8" Gas Lens	
27K50	M.D. Nozzle 1/2"	1/2" I.D.												



Platinum "Choice" FC250 Amp MIG Gun



PROFAX NO.	DESCRIPTION
62FC30HD	Gooseneck 30°

Also available in 12", 18", and 24"



PROFAX NO.	DESCRIPTION
62FC60HD	Gooseneck 60°

Also available in 12", 18", and 24"



PROFAX NO.	DESCRIPTION
62FC45HD	Gooseneck 45° (standard)

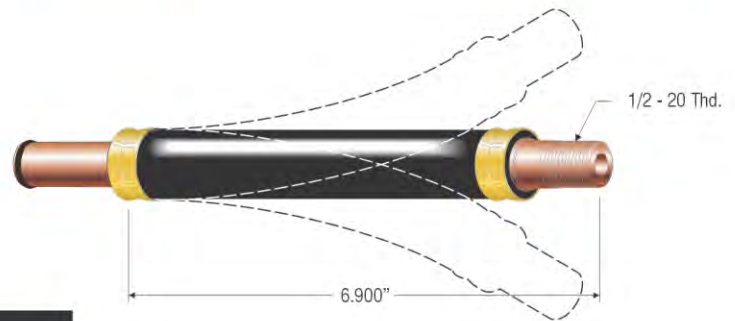
Also available in 12", 18", and 24"



PROFAX NO.	DESCRIPTION
62FC180HD	Gooseneck 180°

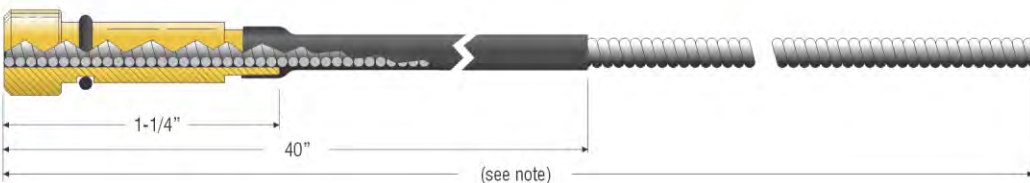
Also available in 12", 18", and 24"

Platinum "Choice" FC250 MIG Gun



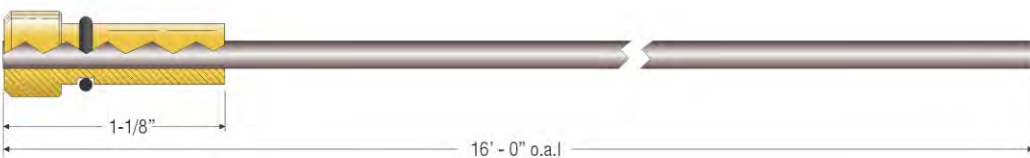
PROFAX NO.	DESCRIPTION
TFX-62FC	PROFAX flexible barrel 250 amp FC gun

PROFAX NO.	DESCRIPTION	FOR SPECIAL APPLICATIONS THESE TFX-62FC'S ARE AVAILABLE ON REQUEST.
TFX62FC-12SP	PROFAX flexible barrel 16" over all length	
TFX62FC-18SP	PROFAX flexible barrel 22" over all length	
TFX62FC-24SP	PROFAX flexible barrel 28" over all length	



Note: 15' wire conduit assembly (16' - 3" o.a.l.)
25' wire conduit assembly (26' - 6" o.a.l.)

PROFAX NO.	DESCRIPTION	I.D.	O.D.
42-23-15	15' wire conduit assembly — used with .023 diameter wire	.044	.125
42-3035-15	15' wire conduit assembly — used with .030-.035 diameter wire	.052	.156
42-4045-15	15' wire conduit assembly — used with .040-.045 diameter wire	.060	.156
42-116-15	15' wire conduit assembly — used with .052-1/16" diameter wire	.078	.156
42-3035-25	25' wire conduit assembly — used with .030-.035 diameter wire	.052	.156
42-4045-25	25' wire conduit assembly — used with .040-.045 diameter wire	.060	.156
42-116-25	25' wire conduit assembly — used with .052-1/16" diameter wire	.078	.156




PROFAX NO.	DESCRIPTION	I.D.	O.D.
42N-3545-15	15' teflon conduit assembly — used with .035-.047 aluminum wire	.065	.138



Platinum 250 Amp Heavy Duty



250 Amp H.D.
MIG Gun



STANDARD FEATURES:

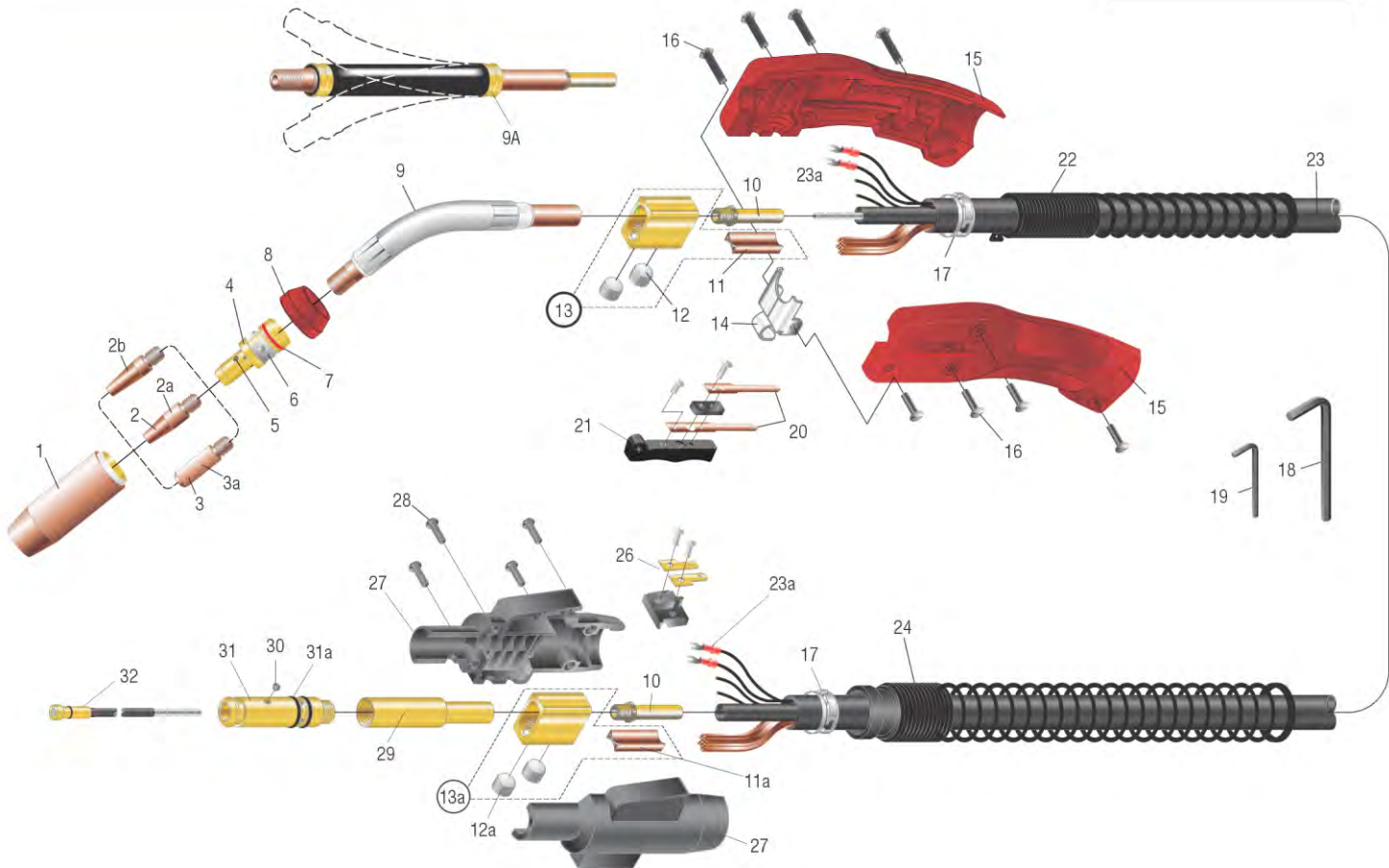
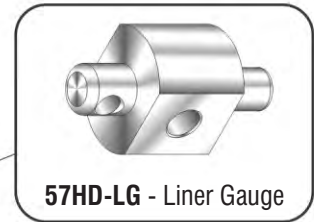
- Ergonomic handle
- Spare switch leads
- Extra flexible cable
- Spring strain reliefs
- Jacketed gooseneck

PROFAX NO.	LENGTH	WIRE SIZE	PROFAX NO.	LENGTH	WIRE SIZE	PROFAX NO.	LENGTH	WIRE SIZE	PROFAX NO.	LENGTH	WIRE SIZE
HD250-3035-10	10'	.035	HD250-3035-12	12'	.035	HD250-3035-15	15'	.035	HD250-3035-20	20'	.035
HD250-4045-10	10'	.045	HD250-4045-12	12'	.045	HD250-4045-15	15'	.045	HD250-4045-20	20'	.045
HD250-052-10	10'	.052	HD250-052-12	12'	.052	HD250-052-15	15'	.052	HD250-052-20	20'	.052
									HD250-3035-25	25'	.035
									HD250-4045-25	25'	.045
									HD250-052-25	25'	.052

TO ORDER DIRECT CONNECT MIG GUNS

- Standard -** All wire feeders that accept the "PROFAX" rear adapter. e.g. HD250-3035-10
- Lincoln® Direct -** Add an **LN** for the Lincoln "Old Style" 3/4" dia. rear adapter. e.g. HDLN250-3035-10
Add an **LP** for the Lincoln "New Style" 5/8" dia. rear adapter. e.g. HDLP250-3035-10
- Miller® Direct** Add an **M**. e.g. HDM250-3035-10
- Euro-Quick** Add an **X**. e.g. HDX250-3035-10

SEE PAGES 52-53 for more details on direct connects
SEE PAGES 96-97 for list of adapter kits



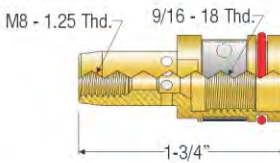
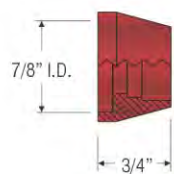


Platinum HD250 Amp MIG Gun Parts List



NO.	PROFAX NO.	DESCRIPTION	NO.	PROFAX NO.	DESCRIPTION
1.	27S50	H.D. nozzle 1/2" (copper)	10.	62N	Nipple
	27S62	H.D. nozzle 5/8" (copper)	11.	112	Separator
	27S75	H.D. nozzle 3/4" (copper)	11a.	114	Separator
	27S50GL	H.D. nozzle 1/2" (copper) (use 17SLT series tip)	12.	1-MBP-10	18 ball point screws
	27S62GL	H.D. nozzle 5/8" (copper)	12a.	A-532-24	9/16" ball point screws
	27S75GL	H.D. nozzle 3/4" (copper)	13.	102	Cable connector block assembly
	27T38	Tapered nozzle 3/8" (brass) (use 17SLT series tip)	13a.	104	Cable connector block assembly
	27TC38	Tapered nozzle 3/8" (copper) (use 17SLT series tip)	14.	154HD	Hanger
	27TC38GL	Tapered nozzle 3/8" (copper) (use 17SLT series tip)	15.	82HD	Heavy duty handle w/screws
	27T50	Nozzle 1/2" bottle (copper)	16.	122FM-SET	Binders (4 ea.) and screws (4 ea.) for handle
	27K50	M.D. nozzle 1/2" (copper)	17.	132-12	Clamp (2)
	27K62	M.D. nozzle 5/8" (copper) (standard)	18.	AL-300-25	7/32" hex wrench
	27K50GL	M.D. nozzle 1/2" (copper)	19.	44-25	5/64" hex wrench
	27K62GL	M.D. nozzle 5/8" (copper)	20.	92C	Switch contacts w/screws
2.	17ST-30	Contact tip .030 .040	21.	92	Trigger switch assembly
	17ST-35	Contact tip .035 .044		92L	Locking trigger (not shown)
	17ST-40	Contact tip .040 .049	22.	142-6S	Spring strain relief for handle
	17ST-45	Contact tip .045 .054	23.	250-10	10' replacement cable assembly
	17ST-52	Contact tip .052 .064		250-12	12' replacement cable assembly
				250-15	15' replacement cable assembly
2a.	16ST-30	Contact tip .030 .040	250-20	20' replacement cable assembly	
	16ST-35	Contact tip .035 .044	250-25	25' replacement cable assembly	
	16ST-40	Contact tip .040 .049	250K	Cable, bulk (per foot)	
	16ST-45	Contact tip .045 .054	250CK	Cloth wrapped cable, bulk (per foot) for guns longer than 15'	
	16ST-52	Contact tip .052 .064			
2b.	17SLT-35	Contact tip .035 .044	23a.	244	Terminal
	17SLT-40	Contact tip .040 .049	24.	R185-S	spring
	17SLT-45	Contact tip .045 .054	26.	194	Connector tab assembly
	17SLT-52	Contact tip .052 .064	27.	R185-H	Housing
3.	16S-30	Contact tip .030 .040	28.	R185-SC	Screws for housing (4)
	16S-35	Contact tip .035 .044	29.	R172-UA	Standard connector plug w/62N
	16S-40	Contact tip .040 .049		R172-UAG	Connector plug w/gas hole w/62N
	16S-45	Contact tip .045 .054	30.	44C	Set screw for conduit 8-32
	16S-52	Contact tip .052 .064	31.	R174-C	Connector, Century®
3a.	17S-30	Contact tip .030 .040		R174-E	Connector, Esab®
	17S-35	Contact tip .035 .044		R174-H	Connector, Hobart®
	17S-40	Contact tip .040 .049		R174-L	Connector, Lincoln®
	17S-45	Contact tip .045 .054		R174-M	Connector, Miller®
	17AS-364	Contact tip 3/64" aluminum .060		R174-T	Connector, standard
	17S-52	Contact tip .052 .064	31a.	224	O-ring
4.	52HD	Gas diffuser	32.	42-23-15	15' wire conduit assembly .023
5.	44C	Set screw for gas diffuser/conduit		42-3035-15	15' wire conduit assembly .030-.035
6.	240	Retaining ring		42-4045-15	15' wire conduit assembly .040-.045
7.	260	O-ring		42-116-15	15' wire conduit assembly .052 - 1/16"
8.	17SW	H.D. shock washer		42-3035-25	25' wire conduit assembly .030-.035
9.	63-30HDJ	Jacketed gooseneck 30°		42-4045-25	25' wire conduit assembly .040-.045
	63-45HDJ	Jacketed gooseneck 45° (standard)		42-116-25	25' wire conduit assembly .052 - 1/16"
	63-60HDJ	Jacketed gooseneck 60°		42N-3545-15	15' teflon conduit assembly (aluminum).035-.047
	63-180HDJ	Jacketed gooseneck 180°	33.	57HD-LG	Gauge for setting liner
9a.	TFX-3HD	H.D. Flexible barrel for extreme heat (optional)			

250 Amp H.D. Parts
Contact Tips & Parts List

PROFAX NO.	DESCRIPTION
52HD	Diffuser 
17SW	Shock washer 

CO₂ Heated Regulator/FlowGauge

SPECIFICATIONS:

- 120V AC/190 watt
- 0 - 125 CFH flow-rate

High volume CO₂ Regulator FlowGauge with built in heater.

- Prevents regulator freeze-up
- Extends regulator/FlowGauge life
- Eliminates porosity in welds due to loss of gas coverage



Also Available in 240V 50/60hz.

PROFAX NO.	GAS SERVICE	CGA INLET
RFG-320-H	CO ₂	320



Platinum 250 Amp Heavy Duty

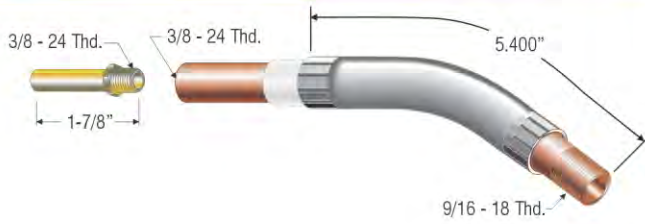


250 Amp H.D. MIG Gun

PROFAX NO.	DESCRIPTION	TIP I.D.		PROFAX NO.	DESCRIPTION					
17S-30	Contact tip .030	.040	<p>Recessed</p> <p>M8 - 1.25 Thd.</p> <p>3/8"</p> <p>1.350"</p> <p>*Standard tip shipped with gun.</p>	27K62	M.D. Nozzle 5/8" (standard)	<p>5/8" I.D.</p> <p>2-7/8"</p>				
17S-35	Contact tip .035	.044		<p>Recessed</p> <p>M8 - 1.25 Thd.</p> <p>3/8"</p> <p>1.350"</p>	27S50	H.D. Nozzle 1/2"	<p>1/2" I.D.</p> <p>2-7/8"</p> <p>(Use with 17ST series tips)</p>			
17S-40	Contact tip .040	.049			<p>Recessed</p> <p>M8 - 1.25 Thd.</p> <p>3/8"</p> <p>1.350"</p> <p>(Use with 27T38 nozzle)</p>	27S62	H.D. Nozzle 5/8"	<p>5/8" I.D.</p> <p>2-7/8"</p>		
17S-45	Contact tip .045	.054				<p>Flush</p> <p>M8 - 1.25 Thd.</p> <p>3/8"</p> <p>1-1/2"</p>	27S75	H.D. Nozzle 3/4"	<p>3/4" I.D.</p> <p>2-7/8"</p>	
17AS-364	Contact tip 3/64" aluminum	.060					<p>Flush</p> <p>M8 - 1.25 Thd.</p> <p>3/8"</p> <p>1-1/2"</p>	27TC38GL	Tapered Nozzle 3/8"	<p>3/8" I.D.</p> <p>2-7/8"</p> <p>(Use with 17SLT series tips)</p> <p>A-A Cut View</p>
17S-52	Contact tip .052	.064						<p>Flush</p> <p>M8 - 1.25 Thd.</p> <p>3/8"</p> <p>1-1/2"</p>	27K50GL	M.D. Nozzle 1/2"
17ST-30	Contact tip .030	.040	<p>3/8" I.D.</p> <p>2-7/8"</p> <p>(Use with 17SLT series tips)</p>						27T38	Tapered nozzle 3/8"
17ST-35	Contact tip .035	.044		<p>3/8" I.D.</p> <p>2-7/8"</p> <p>(Use with 17SLT series tips)</p>					27TC38	Tapered nozzle 3/8"
17ST-40	Contact tip .040	.049			<p>1/2" I.D.</p> <p>2-7/8"</p> <p>(Use with 17ST series tips)</p>				27T50	Nozzle 1/2"
17ST-45	Contact tip .045	.054				<p>1/2" I.D.</p> <p>2-7/8"</p> <p>(Use with 17ST series tips)</p>			27K50	M.D. Nozzle 1/2"
17ST-52	Contact tip .052	.064					<p>3/8" I.D.</p> <p>2-7/8"</p> <p>(Use with 17ST series tips)</p>		27S50GL	H.D. Nozzle 1/2"
16S-30	Contact tip .030	.040						<p>5/8" I.D.</p> <p>2-7/8"</p> <p>(Use with 17ST series tips)</p>	27S62GL	H.D. Nozzle 5/8"
16S-35	Contact tip .035	.044	<p>3/4" I.D.</p> <p>2-7/8"</p> <p>(Use with 17ST series tips)</p>						27S75GL	H.D. Nozzle 3/4"
16S-40	Contact tip .040	.049		<p>3/4" I.D.</p> <p>2-7/8"</p> <p>(Use with 17ST series tips)</p>						
16S-45	Contact tip .045	.054			<p>3/4" I.D.</p> <p>2-7/8"</p> <p>(Use with 17ST series tips)</p>					
16S-52	Contact tip .052	.064				<p>3/4" I.D.</p> <p>2-7/8"</p> <p>(Use with 17ST series tips)</p>				

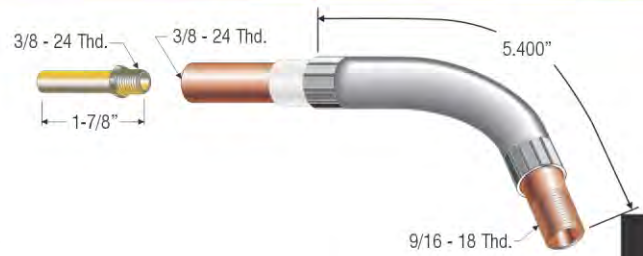


Platinum 250 Amp Heavy Duty



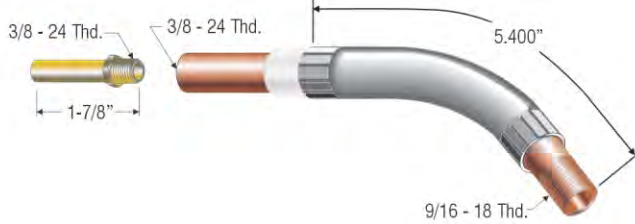
PROFAX NO.	DESCRIPTION
63-30HDJ	Jacketed conductor tube 30°
62N	Nipple - included

Also available in 12", 18", and 24"




PROFAX NO.	DESCRIPTION
63-60HDJ	Jacketed conductor tube 60°
62N	Nipple - included

Also available in 12", 18", and 24"



PROFAX NO.	DESCRIPTION
63-45HDJ	Jacketed conductor tube 45°
62N	Nipple - included

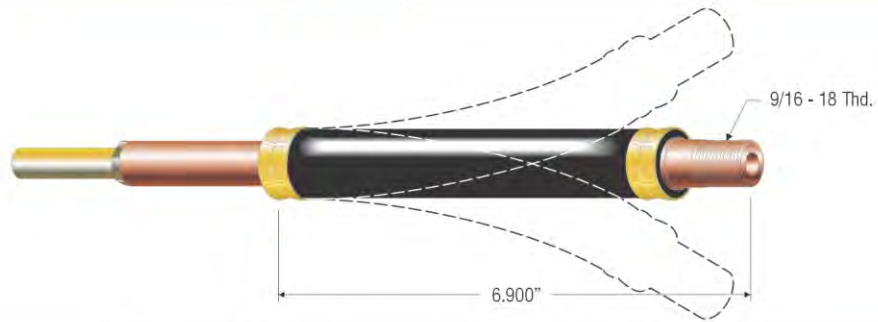
Also available in 12", 18", and 24"



PROFAX NO.	DESCRIPTION
63-180HDJ	Jacketed conductor tube 180°
62N	Nipple - included

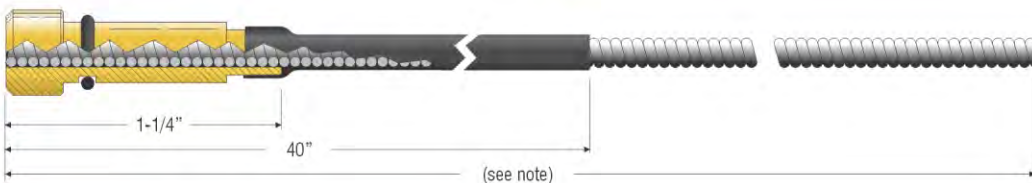
Also available in 12", 18", and 24"

250 Amp H.D.
MIG Gun



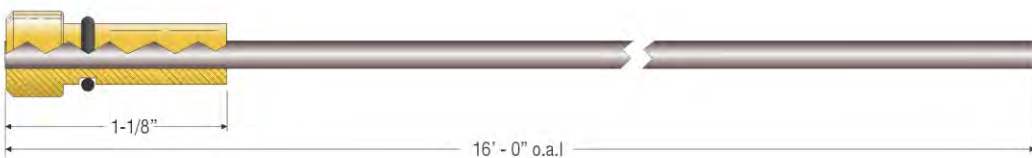
PROFAX NO.	DESCRIPTION	PROFAX NO.	DESCRIPTION
TFX-3HD	PROFAX heavy duty flexible barrel for extreme heat	TFX3HD-12SP	PROFAX flexible barrel 14 3/4" over all length
		TFX3HD-18SP	PROFAX flexible barrel 22 3/4" over all length
		TFX3HD-24SP	PROFAX flexible barrel 28 3/4" over all length

FOR SPECIAL APPLICATIONS THESE TFX3HD'S ARE AVAILABLE ON REQUEST.



Note: 15' wire conduit assembly (16' - 0" o.a.l.)
25' wire conduit assembly (26' - 0" o.a.l.)

PROFAX NO.	DESCRIPTION	I.D.	O.D.
42-23-15	15' wire conduit assembly — used with .023 diameter wire	.044	.125
42-3035-15	15' wire conduit assembly — used with .030-.035 diameter wire	.052	.156
42-4045-15	15' wire conduit assembly — used with .040-.045 diameter wire	.060	.156
42-116-15	15' wire conduit assembly — used with .052-1/16" diameter wire	.078	.156
42-3035-25	25' wire conduit assembly — used with .030-.035 diameter wire	.052	.156
42-4045-25	25' wire conduit assembly — used with .040-.045 diameter wire	.060	.156
42-116-25	25' wire conduit assembly — used with .052-1/16" diameter wire	.078	.156



PROFAX NO.	DESCRIPTION	I.D.	O.D.
42N-3545-15	15' teflon conduit assembly — used with .035-.047 aluminum wire	.065	.138



Direct Connects All Platinum 250 Amp MIG Guns




The following direct connects are available by placing the letters shown below before the gun package number.

Example: add an "M" to 250-3035-10; eg M250-3035-10 is now a Miller® direct connect gun.

250 Amp MIG Gun
Direct Connects

C-Century®: Powermate 225. Solar®125 (New -1982), Solar®165 (New-1982) Solar®2-175 (New-1982), Solar®2120 and Portable mig.



CK-Systematics®: MP-140, 175, 230 and 250.

*Note: Uses "CK42" series liner



E-Esab®(L-Tec/Linde): All wire feeders with the MT200/400 Linde mig gun adapter installed.




H-Hobart®: Betamig 200, 250 and 251.



LN-Lincoln®: SP150, SP200, LN7, LN8, LN9, LN25, LN742, and Synergic 7. Also LN10, DH10, and STT10 with K1500-1 installed.

Note: For LN-25 Pro Order Gun with standard **PROFAX** back end and LAK 354 installed



LP-Lincoln®: Powermig 200, 210, 215XT, 216, 225, 255, 255C, 256, 300 and 350MP.



M-Miller®: Millermatic 180, 185, 190, 200, 210, 211, 212, 250, 250x, 251, 252, 300, 350, 350P, Pulsar and Vintage. S21E, S22A, S32, Super 32, Extreme 8VS, 12VS, and all 50, 60, and 70 series feeders. 8VS, 12RC, 12VS, R115 and 22A, 24A

Hobart®: Betamig 2510 and Olympic VS.



X-Euro-Quick: Equipment

Airco®: AutoPak 130, Dipstick 160 (New), Dipstick 200 (New) Systems I, Universal, Mity 4 and Dip-Pak 250.

Century®(Solar®): Solar 165 (Old)(117-003), Solar 2-125 (Old) and All Star.

Lincoln®: SP250 & SP255. Note: Will not have remote wire speed & voltage control capability.

Esab®: Mig 2E, Mig 4HD, Mig 4AF, Migmaster 250,251, 252 and 300I, and Mobilmaster.

Powcon®: PD10, PD20 & PD30.

PROFAX: Pro IIX and Pro IVX.

SIP®: Topmig 170, 195, Autoplus 150 dual purpose, Autoplus 171 & 196, Autoplus

180 dual purpose, Autoplus Super 210 dual purpose, Autoplus Super 215, Ideal

Super 180,210, 240, 300, 350 & 500.

Schumacher®: Model 90201.



**Direct Connects are also available for the following
P-Panasonic®:** Gunslinger 260.

Fronius Direct Connect:

Part Number: **FCFRON-KIT2**

Note: Must be ordered with FCX250 or HDX250 MIG gun





Direct Connects All Platinum 250 Amp MIG Guns

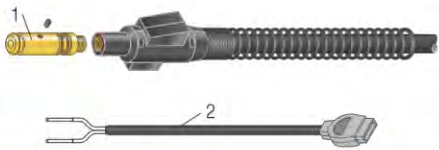


*For adapter kits for other style feeders see page 96.

Direct Mount Conversion Kits

Used for converting an existing gun to a different wire feeder.

Standard: TAK-250



NO.	PROFAX NO.	DESCRIPTION
1.	R174-T	Connector - standard PROFAX
2.	AK-354	Control cord

Miller®: MAK-250



NO.	PROFAX NO.	DESCRIPTION
1.	R174M-N	Nipple for Miller® connection
2.	R174-M	Connector for Miller®
3.	R174M-R	Insulator
4.	MSAK-354	Control cord

Lincoln®: LAK-250



NO.	PROFAX NO.	DESCRIPTION
1.	R174-LC	Connector for Lincoln®
2.	35-170-5	Gas nipple
3.	MSAK-353	Gas hose w/grommet
4.	LAK-354	Control cord
5.	AK-353-2A	Gas hose clamp (2)
6.	1245	Gland
7.	1255	Nut

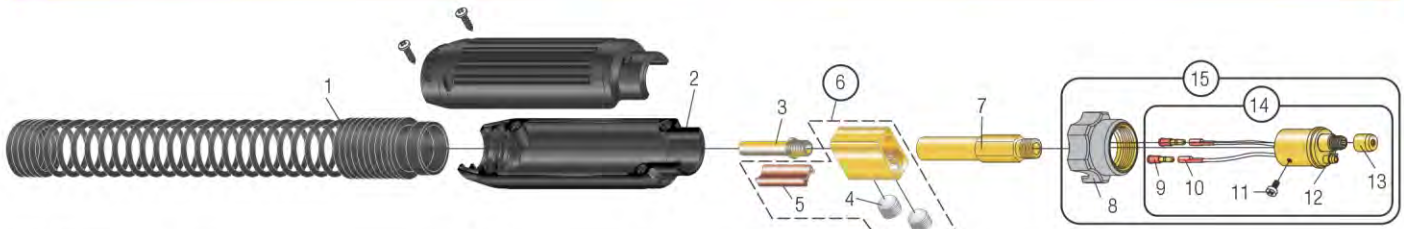
250 Amp MIG Gun Conversion kits

Conversion kits to convert the Compact 250 amp MIG gun to direct mount. Includes connector plug, electrical cord w/plug, and gas hose.

- EAK-250** Esab®(L-Tec/Linde): All wire feeders with the MT200/400 Linde MIG gun adapter installed.
- HAK-250** Hobart®: Betamig 200, 250 and 251.
- LAK-250** Lincoln®: LN7, LN8, LN9, LN25, LN742, and Synergic 7. Also Lincoln® LN10, DH10, & STT10 with K1500-1 installed.
- LPAK-250** Lincoln® POWERMIG 200, 210, 215XT, 216, 225, 255, 255C, 256 300 and 350MP.
- MAK-250** Miller®: Millermatic 180, 185, 190, 200, 210, 211, 212, 250, 250x, 251, 300, 350, 350P, Pulser and Vintage. S21E, S22A, S32, Super 32, Extreme 12VS, and all 50, 60, and 70 series feeders. 8VS, 12VS, R115 and X-Treme® 8VS, 12RC and 12VS
Hobart®: Betamig 2510 and Olympic VS.

- OQAK-250** Oxomatic®: PS-30Q & AVC-30Q.
- PAK-250** Panasonic®: Gunslinger 260.
- TAK-250** Hobart® series 2000, 2200, 2210, 2400, 2410, Heavy Duty, Model 17, Hefty, Mijit 17, Portafeed 17, Portawire 17, Portafeed 1000, Ultrafeed 1000, Powcon® PD-1, PD-IE & PDVS-1, Thermal Arc® TA-3, TAF-2, TAF-4 & Viking 250. Profax Pro II, Pro IV, Lincoln® Wirematic 250 & 255. LN 10, DH10, & STT10 w/K1500-2 installed.

Euro-Quick End for All Platinum 250 Amp MIG Guns



NO.	PROFAX NO.	DESCRIPTION	NO.	PROFAX NO.	DESCRIPTION	NO.	PROFAX NO.	DESCRIPTION
1.	R185-S	Spring	7.	140-UA	Euro connector	13.	174EX-1C	Conduit nut
2.	2545-3	Cable support	8.	2545-4	Machine Nut	14.	2545	Euro-Quick connector assembly
3.	62N	Nipple	9.	2545-6	Trigger connection male	15.	2545-C	Euro-Quick connector assembly w/machine nut
4.	A-532-24	9/16"-18 ball point screw	10.	35-350-1	Butt connector			
5.	114	Separator	11.	2-MS	Metric screw			
6.	104	Cable connector block assembly	12.	35-40-1	O-ring			



Universal flow tester

PROFAX NO.	DESCRIPTION
50020	Flow tester for Argon & CO ₂ 0-50 SCFH
50020-M	Flow tester for Argon & CO ₂ 0-25 Litres/Minute

Regulator/Flowmeter

SPECIFICATIONS:

- Brass body
- Preset @ 30 psi
- Flow meter range - 0-60 scfh
- Economical design



PROFAX NO.	GAS SERVICE	CGA INLET
RF1430-580	Argon & Argon/CO ₂ Mixes	580
RF1430-320	CO ₂	320



Platinum SP250HD 250 Amp Slim Line Heavy Duty MIG Gun



STANDARD FEATURES:

- Swivel Gooseneck
- Slim Line Handle
- Locking Trigger Optional
- Extra Flexible Cable



Platinum SP250HD
Slim Line MIG Gun

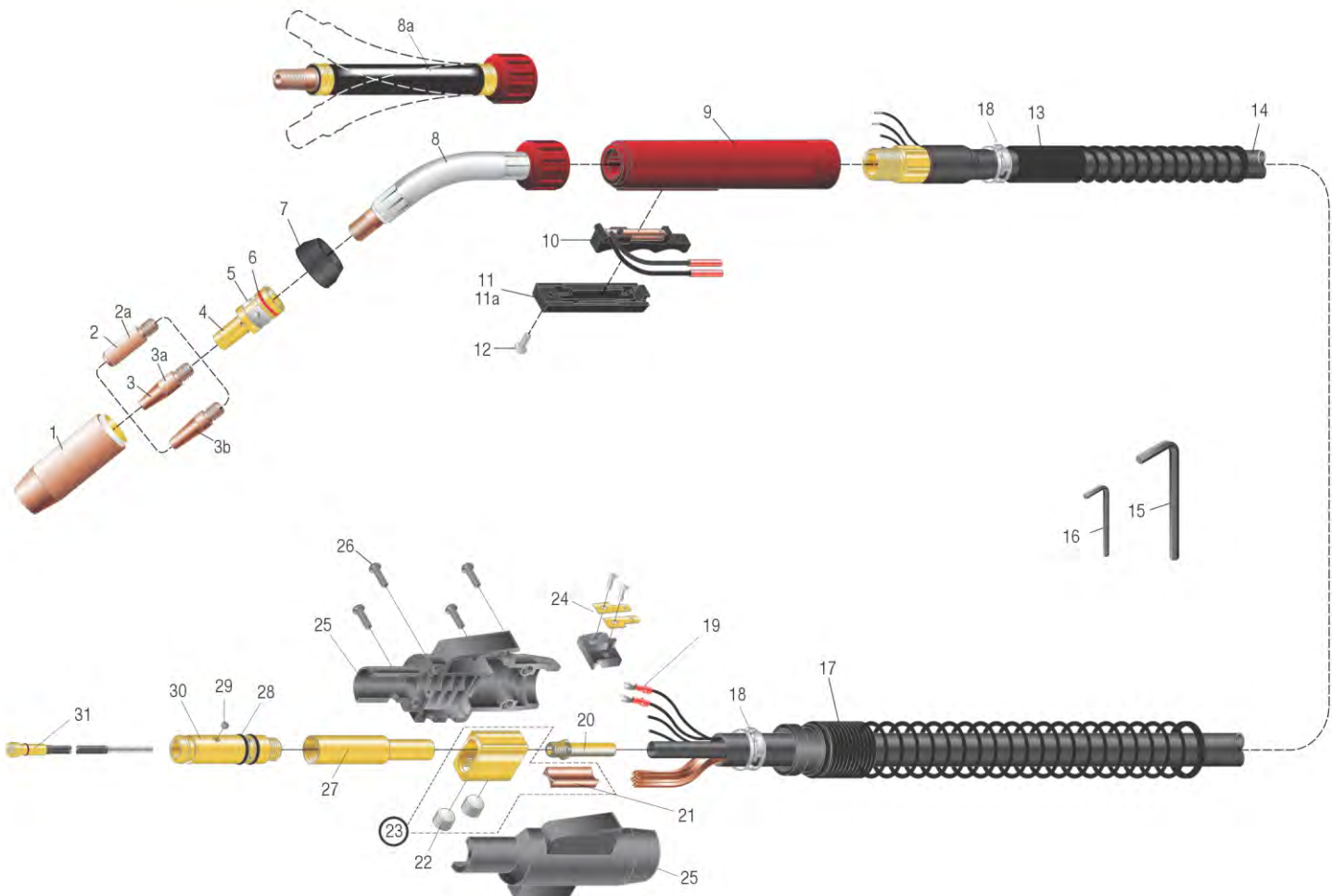


PROFAX NO.	LENGTH	WIRE SIZE	PROFAX NO.	LENGTH	WIRE SIZE	PROFAX NO.	LENGTH	WIRE SIZE	PROFAX NO.	LENGTH	WIRE SIZE
SP250HD-3035-10	10'	.030-.035	SP250HD-3035-12	12'	.030-.035	SP250HD-3035-15	15'	.030-.035	SP250HD-3035-20	20'	.030-.035
SP250HD-4045-10	10'	.040-.045	SP250HD-4045-12	12'	.040-.045	SP250HD-4045-15	15'	.040-.045	SP250HD-4045-20	20'	.040-.045
SP250HD-052-10	10'	.052	SP250HD-052-12	12'	.052	SP250HD-052-15	15'	.052	SP250HD-052-20	20'	.052
									SP250HD-3035-25	25'	.030-.035
									SP250HD-4045-25	25'	.040-.045
									SP250HD-052-25	25'	.052

TO ORDER DIRECT CONNECT MIG GUNS

- Standard -** All wire feeders that accept the "PROFAX" rear adapter. e.g. SP250HD-3035-10
Lincoln® Direct - Add an **LN** for the Lincoln "Old Style" 3/4" dia. rear adapter. e.g. SPLN250HD-3035-10
 Add an **LP** for the Lincoln "New Style" 5/8" dia. rear adapter. e.g. SPLP250HD-3035-10
Miller® Direct Add an **M**. e.g. SPM250HD-3035-10
Euro-Quick Add an **X**. e.g. SPX250HD-3035-10

SEE PAGES 52-53 for more details on direct connects
 SEE PAGES 96-97 for list of adapter kits





Platinum SP250HD 250 Amp Slim Line Heavy Duty MIG Gun



NO.	PROFAX NO.	DESCRIPTION	NO.	PROFAX NO.	DESCRIPTION	
1.	27S50	H.D. nozzle 1/2" (copper)	8a.	TFX-41HDSP	Heavy Duty flexible gooseneck for extreme heat (optional)	
	27S62	H.D. nozzle 5/8" (copper)	9.	82HDSP	Handle (red)	
	27S75	H.D. nozzle 3/4" (copper)	10.	90T	Trigger w/leads (Used on both standard & locking trigger)	
	27S50GL	H.D. nozzle 1/2" (copper gas lens) (use 17ST series tips)	11.	91	Trigger housing w/screw (standard)	
	27S62GL	H.D. nozzle 5/8" (copper gas lens)	11a.	91L	Locking trigger housing w/screw	
	27S75GL	H.D. nozzle 3/4" (copper gas lens)	12.	199	Screw 8-32 x 1/2 inch	
	27T38	Tapered nozzle 3/8" (brass) (use 17SLT series tips)	13.	140-6SP	Support spring	
	27TC38	Tapered nozzle 3/8" (copper) (use 17SLT series tips)	14.	SP210	10' replacement cable assembly	
	27TC38GL	Tapered nozzle 3/8" (copper gas lens) (use 17SLT series tips)		SP212	12' replacement cable assembly	
	27T50	Nozzle 1/2" bottle (copper)		SP215	15' replacement cable assembly	
	27T50HD	H.D. nozzle 1/2" bottle (copper)		SP220	20' replacement cable assembly	
	27K50	M.D. nozzle 1/2" (copper)		SP225	25' replacement cable assembly	
	27K62	M.D. nozzle 5/8" (copper) (standard)	15.	AL-300-25	7/32" hex wrench	
2.	17S-30	Contact tip .030	16.	44-25	5/64" hex wrench	
	17S-35	Contact tip .035	17.	R185-S	Spring	
	17S-40	Contact tip .040	18.	132-12	Clamp - connector block (2 required)	
	17S-45	Contact tip .045	19.	244	Terminal	
	17AS-364	Contact tip 3/64" aluminum	20.	62N	Nipple	
	17S-52	Contact tip .052	21.	114	Separator	
2a.	16S-30	Contact tip .030	22.	A-532-24	9/16"-18 ball point screws	
	16S-35	Contact tip .035	23.	104	Cable connector block assembly	
	16S-40	Contact tip .040	24.	194	Connector tab assembly	
	16S-45	Contact tip .045	25.	R185-H	Housing	
	16S-52	Contact tip .052	26.	R185-SC	Screws for housing (4)	
3.	17ST-30	Contact tip .030	27.	R172-UA	Standard connector plug	
	17ST-35	Contact tip .035		R172-UAG	Connector plug w/gas hole	
	17ST-40	Contact tip .040	28.	224	O-ring	
	17ST-45	Contact tip .045	29.	44C	Set screw for conduit 8-32	
	17ST-52	Contact tip .052	30.	R174-C	Connector, Century®	
3a.	16ST-30	Contact tip .030		R174-E	Connector, Esab®	
	16ST-35	Contact tip .035		R174-H	Connector, Hobart®	
	16ST-40	Contact tip .040		R174-L	Connector, Lincoln®	
	16ST-45	Contact tip .045		R174-M	Connector, Miller®	
	16ST-52	Contact tip .052	R174-T	Connector, standard		
3b.	17SLT-35	Contact tip .035	31.	42-23-15	15' wire conduit assembly .023	
	17SLT-40	Contact tip .040		42-3035-15	15' wire conduit assembly .030-.035	
	17SLT-45	Contact tip .045		42-4045-15	15' wire conduit assembly .040-.045	
	17SLT-52	Contact tip .052		42-116-15	15' wire conduit assembly .052 - 1/16"	
4.	FC55	Gas diffuser (standard)		42-3035-25	25' wire conduit assembly .030-.035	
	240	Retaining ring		42-4045-25	25' wire conduit assembly .040-.045	
	260	O-ring		42-116-25	25' wire conduit assembly .052 - 1/16"	
	66SW	Shock washer		42N-3545-15	15' teflon conduit assembly (aluminum).035-.047	
	8.	66-30HD		30° swivel gooseneck	32.	57HD-LG
66-45HD		45° swivel gooseneck				
66-60HD		60° swivel gooseneck (standard)				
66-180HD		180° gooseneck				

Platinum SP250HD
MIG Gun Parts List

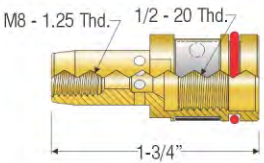
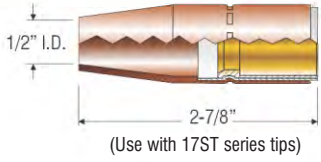
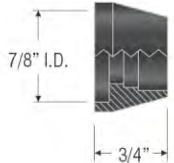
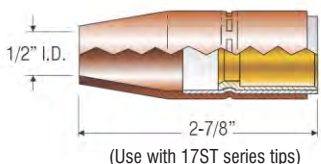
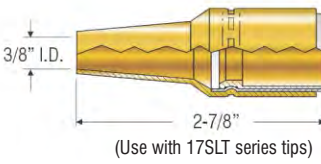
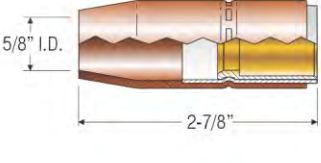
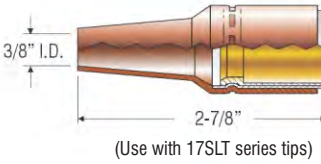
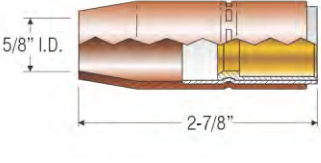
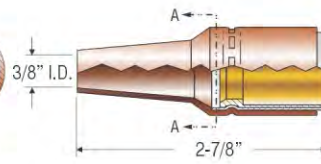
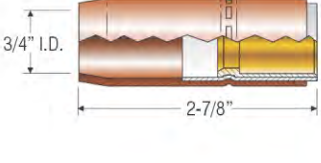

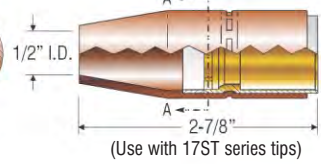
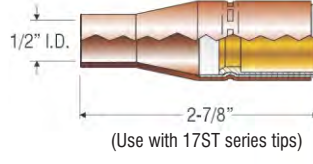
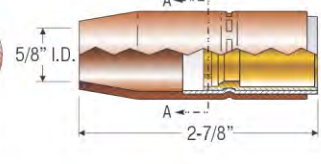

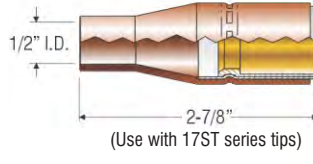
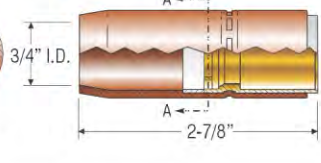

PROFAX NO.	DESCRIPTION	TIP I.D.	PROFAX NO.	DESCRIPTION	TIP I.D.	
17S-30	Contact tip .030	.040	16ST-30	Contact tip .030	.040	
17S-35	Contact tip .035	.044		16ST-35	Contact tip .035	.044
17S-40	Contact tip .040	.049		16ST-40	Contact tip .040	.049
17S-45	Contact tip .045	.054		16ST-45	Contact tip .045	.054
17AS-364	Contact tip 3/64"	.060 aluminum		16ST-52	Contact tip .052	.064
17S-52	Contact tip .052	.064				
<p>Recessed M8 - 1.25 Thd. Standard tip shipped with gun.</p>			<p>Flush M8 - 1.25 Thd.</p>			
17ST-30	Contact tip .030	.040	17SLT-35	Contact tip .035	.044	
17ST-35	Contact tip .035	.044		17SLT-40	Contact tip .040	.049
17ST-40	Contact tip .040	.049		17SLT-45	Contact tip .045	.054
17ST-45	Contact tip .045	.054		17SLT-52	Contact tip .052	.064
17ST-52	Contact tip .052	.064				
<p>Recessed M8 - 1.25 Thd.</p>			<p>Recessed M8 - 1.25 Thd.</p>			
16S-30	Contact tip .030	.040	55HD	Heavy duty diffuser	<p>M8 - 1.25 Thd. 1/2 - 20 Thd.</p>	
16S-35	Contact tip .035	.044				
16S-40	Contact tip .040	.049				
16S-45	Contact tip .045	.054				
16S-52	Contact tip .052	.064				
<p>Flush M8 - 1.25 Thd.</p>			<p>M8 - 1.25 Thd. 1/2 - 20 Thd.</p>			



Platinum SP250HD 250 Amp Slim Line Heavy Duty MIG Gun



Platinum SP250HD
Slim Line MIG Gun

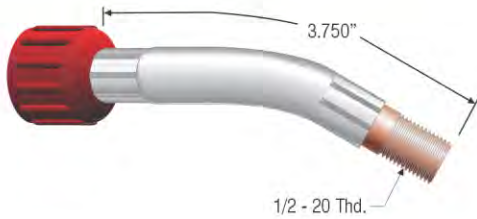
PROFAX NO.	DESCRIPTION	PROFAX NO.	DESCRIPTION
FC55	Gas diffuser (Standard)	27K50	M.D. Nozzle 1/2"
			
66SW	Shock washer	27S50	H.D. Nozzle 1/2"
			
27T38	Tapered nozzle 3/8"	27K62	M.D. Nozzle 5/8" (Standard)
			
27TC38	Tapered nozzle 3/8"	27S62	H.D. Nozzle 5/8"
			
27TC38GL	Tapered nozzle 3/8" Gas Lens	27S75	H.D. Nozzle 3/4"
			
		27S50GL	H.D. Nozzle 1/2" Gas Lens
			
27T50	Nozzle 1/2"	27S62GL	H.D. Nozzle 5/8" Gas Lens
			
			
27T50HD	H.D. Nozzle 1/2"	27S75GL	H.D. Nozzle 3/4" Gas Lens
			
			



Platinum SP250HD 250 Amp Slim Line Heavy Duty MIG Gun



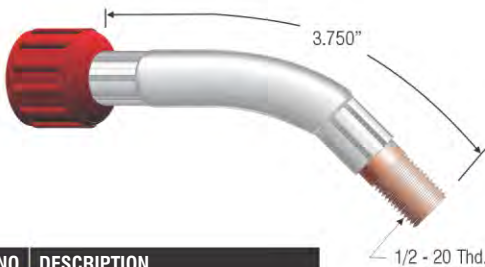
Platinum SP250HD
Slim Line MIG Gun



PROFAX NO.	DESCRIPTION
66-30HD	30° swivel gooseneck



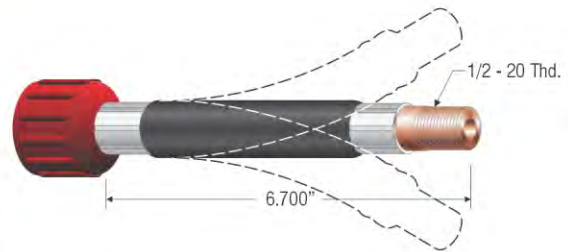
PROFAX NO.	DESCRIPTION
66-45HD	45° swivel gooseneck



PROFAX NO.	DESCRIPTION
66-60HD	60° swivel gooseneck

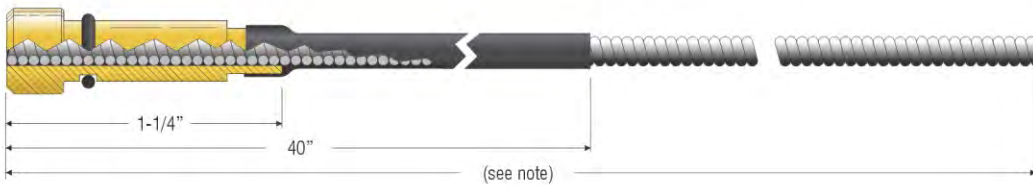


PROFAX NO.	DESCRIPTION
66-180HD	180° gooseneck




PROFAX NO.	DESCRIPTION
TFX-41HDSP	PROFAX swivel flexible barrel for extreme heat
TFX41HD-12SP	PROFAX flexible barrel 16" over all length
TFX41HD-18SP	PROFAX flexible barrel 22" over all length
TFX41HD-24SP	PROFAX flexible barrel 28" over all length

FOR SPECIAL APPLICATIONS THESE TFX-41HD'S ARE AVAILABLE ON REQUEST.



Note: 15' wire conduit assembly (16' - 0" o.a.l.)
25' wire conduit assembly (26' - 0" o.a.l.)

PROFAX NO.	DESCRIPTION	I.D.	O.D.
42-23-15	15' wire conduit assembly — used with .023 diameter wire	.044	.125
42-3035-15	15' wire conduit assembly — used with .030-.035 diameter wire	.052	.156
42-4045-15	15' wire conduit assembly — used with .040-.045 diameter wire	.060	.156
42-116-15	15' wire conduit assembly — used with .052-1/16" diameter wire	.078	.156
42-3035-25	25' wire conduit assembly — used with .030-.035 diameter wire	.052	.156
42-4045-25	25' wire conduit assembly — used with .040-.045 diameter wire	.060	.156
42-116-25	25' wire conduit assembly — used with .052-1/16" diameter wire	.078	.156




PROFAX NO.	DESCRIPTION	I.D.	O.D.
42N-3545-15	15' teflon conduit assembly — used with .035-.047 aluminum wire	.065	.138



Platinum Compact 400 Amp MIG Gun



Platinum Compact 400 Amp MIG Gun



STANDARD FEATURES:

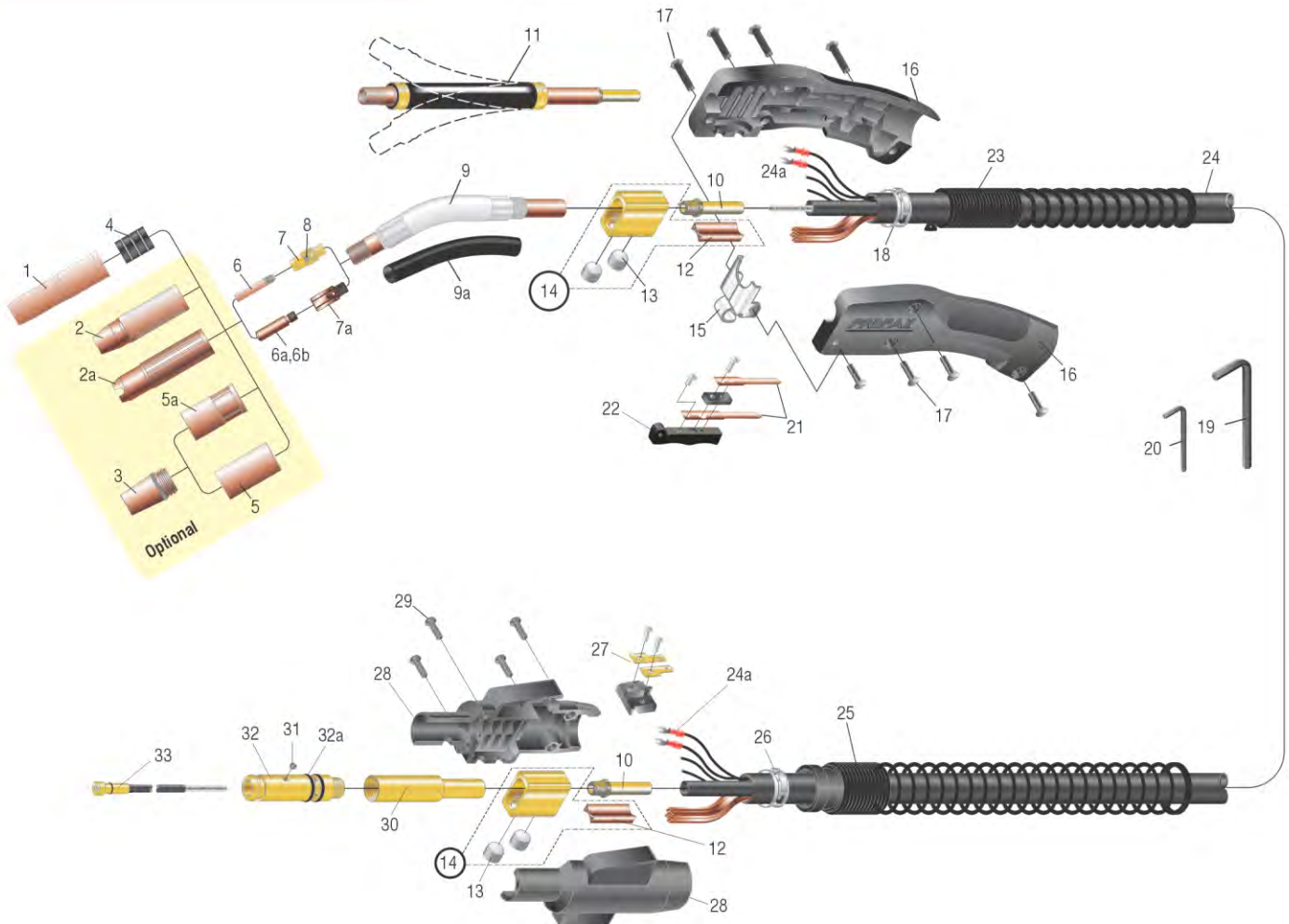
- Ergonomic handle
- Spare switch leads
- Extra flexible cable
- Spring strain reliefs
- Jacketed gooseneck

PROFAX NO.	LENGTH	WIRE SIZE	PROFAX NO.	LENGTH	WIRE SIZE	PROFAX NO.	LENGTH	WIRE SIZE	PROFAX NO.	LENGTH	WIRE SIZE	PROFAX NO.	LENGTH	WIRE SIZE
400-3545-10	10'	.035-.045	400-3545-12	12'	.035-.045	400-3545-15	15'	.035-.045	400-3545-20	20'	.035-.045	400-3545-25	25'	.035-.045
400-052-10	10'	.052	400-052-12	12'	.052	400-052-15	15'	.052	400-052-20	20'	.052	400-052-25	25'	.052
400-116-10	10'	1/16"	400-116-12	12'	1/16"	400-116-15	15'	1/16"	400-116-20	20'	1/16"	400-116-25	25'	1/16"
400-564-10	10'	5/64	400-564-12	12'	5/64	400-564-15	15'	5/64	400-564-20	20'	5/64	400-564-25	25'	5/64

TO ORDER DIRECT CONNECT MIG GUNS

- Standard -** All wire feeders that accept the "PROFAX" rear adapter. e.g. 400-3545-10
- Lincoln® Direct -** Add an LN for the Lincoln "Old Style" 3/4" dia. rear adapter. e.g. LN400-3545-10
 Add an LP for the Lincoln "New Style" 5/8" dia. rear adapter. e.g. LP400-3545-10
- Miller® Direct** Add an M. e.g. M400-3545-10
- Euro-Quick** Add an X. e.g. X400-3545-10

SEE PAGES 84-85 for more details on direct connects
 SEE PAGES 96-97 for list of adapter kits





Platinum Compact 400 Amp MIG Gun Parts List



NO.	PROFAX NO.	DESCRIPTION	NO.	PROFAX NO.	DESCRIPTION	
1.	24A50	Nozzle 1/2", adj. use w/34A	7.	54A	Gas diffuser	
	24A62	Nozzle 5/8", adj. use w/34A (standard)	7a.	54A16	Gas diffuser for 16 series tips (optional)	
	24A75	Nozzle 3/4", adj. use w/34A		54C	Gas diffuser, copper	
	24A50SS	Nozzle 1/2", short stop, adjustable use w/34A	8.	44C	Set screw for gas diffuser/conduit	
	24A62SS	Nozzle 5/8", short stop, adjustable use w/34A	9.	64A30J	Jacketed conductor tube 30°	
	24A75SS	Nozzle 3/4", short stop, adjustable use w/34A		64A45J	Jacketed conductor tube 45° (standard)	
	24AH50	Nozzle 1/2", HD, adj. use w/34A		64A45-9J	Jacketed conductor tube 45° - 9 inch	
	24AH62	Nozzle 5/8", HD, adj. use w/34A		64A60J	Jacketed conductor tube 60°	
	24AH75	Nozzle 3/4", HD, adj. use w/34A		64A60-9J	Jacketed conductor tube 60° - 9 inch	
	24AT37SS	Nozzle 3/8", short stop, tapered, use w/34A		64A60-3RJ	Jacketed conductor tube 60°, 3" radius	
	2.	23-37		Nozzle 3/8", self insulated, (Recessed Tip)	64A80J	Jacketed conductor tube 80°
23-50		Nozzle 1/2", self insulated, (Recessed Tip)		64A180J	Jacketed conductor tube 180°	
23-62		Nozzle 5/8", self insulated, (Recessed Tip)	64A30	Conductor tube 30°		
23-75		Nozzle 3/4", self insulated, (Recessed Tip)	64A45	Conductor tube 45°		
23-37F		Nozzle 3/8", self insulated, (Flush Tip)	64A60	Conductor tube 60°		
23-50F		Nozzle 1/2", self insulated, (Flush Tip)	64A80	Conductor tube 80°		
23-62F		Nozzle 5/8", self insulated, (Flush Tip)	64A180	Conductor tube 180°		
23-75F		Nozzle 3/4", self insulated, (Flush Tip)	9a.	74A	Replacement neoprene insulator	
23H50		Nozzle 1/2", HD, self insulated	10.	64N	Nipple	
23H62		Nozzle 5/8", HD, self insulated	11.	TFX-4	Flexible barrel for extreme heat (optional)	
23T37		Nozzle 3/8", self insulated, tapered	12.	114	Separator	
2a.		23-62FAS	Spot welding nozzle 5/8"	13.	A-532-24	9/16"-18 ball point screws
3.		24CT50F	Nozzle 1/2", use w/34CT, (Flush Tip)	14.	104	Cable connector block assembly
		24CT62F	Nozzle 5/8", use w/34CT, (Flush Tip)	15.	154HD	Hanger
		24CT75F	Nozzle 3/4", use w/34CT, (Flush Tip)	16.	84C	Compact handle w/binder screws
	24CT37S	Nozzle 3/8", use w/34CT, (Recessed Tip)	17.	122FM-SET	Binders (4 ea.) and screws (4 ea.) for handle	
	24CT50S	Nozzle 1/2", use w/34CT, (Recessed Tip)	18.	134-14	Clamp - handle	
	24CT62S	Nozzle 5/8", use w/34CT, (Recessed Tip)	19.	AL-300-25	7/32" hex wrench	
	24CT75S	Nozzle 3/4", use w/34CT, (Recessed Tip)	20.	44-25	5/64" hex wrench	
	4.	34A	Insulator	21.	92C	Switch contacts w/screws
5.	34CT	Insulator w/coarse thread nozzle	22.	92	Trigger switch assembly	
5a.	34CT-HT	Insulator, high temp		92L	Locking trigger (not shown)	
6.	14-23	Contact tip .023	23.	144-6S	Spring strain relief for handle	
	14-30	Contact tip .030	24.	400-10	10' replacement cable assembly	
	14-35	Contact tip .035		400-12	12' replacement cable assembly	
	14-40	Contact tip .040		400-15	15' replacement cable assembly	
	14-45	Contact tip .045		400-20	20' replacement cable assembly	
	14-52	Contact tip .052		400-25	25' replacement cable assembly	
	14-116	Contact tip 1/16"		400K	Cable, bulk (per foot)	
	14-564	Contact tip 5/64"		400CK	Cloth wrapped cable, bulk (per foot) for guns longer than 15'	
	14A364	Contact tip 3/64"(for aluminum)		24a	244	Terminal
	14A116	Contact tip 1/16"(for aluminum)		25.	R185-S	Spring
	14H30	Contact tip .030, HD		26.	134-14	Clamp - connector block
	14H35	Contact tip .035, HD	27.	194	Connector tab assembly	
	14H40	Contact tip .040, HD	28.	R185-H	Housing	
	14H45	Contact tip .045, HD	29.	R185-SC	Screws for housing (4)	
	14H52	Contact tip .052, HD	30.	R174-UA	Standard connector plug w/64N	
	14H116	Contact tip 1/16", HD		R174-UAG	Connector plug w/gas hole w/64N	
	14H564	Contact tip 5/64", HD	31.	44C	Set screw for conduit 8-32	
	14AH364	Contact tip 3/64", HD (for aluminum)	32.	R174-C	Connector, Century®	
	14AH116	Contact tip 1/16", HD (for aluminum)		R174-E	Connector, Esab®	
	14HT35	Contact tip .035		R174-H	Connector, Hobart®	
	14HT40	Contact tip .040		R174-L	Connector, Lincoln®	
	14HT45	Contact tip .045		R174LP	Connector, Lincoln®	
	14HT52	Contact tip .052		R174-M	Connector, Miller®	
	14HT116	Contact tip 1/16"		R174-T	Connector, standard	
	14HT564	Contact tip 5/64"		32a	224	O-ring
	14T23	Tapered contact tip .023	33.	44-3545-15	15' wire conduit assembly .035-.045	
	14T30	Tapered contact tip .030		44-116-15	15' wire conduit assembly .052-1/16"	
	14T35	Tapered contact tip .035		44-564-15	15' wire conduit assembly 5/64"	
	14T40	Tapered contact tip .040		44-3545-25	25' wire conduit assembly .035-.045	
	14T45	Tapered contact tip .045		44-116-25	25' wire conduit assembly .052-1/16"	
	14T52	Tapered contact tip .052		44-564-25	25' wire conduit assembly 5/64"	
	14T116	Tapered contact tip 1/16"		44N-3545-15	15' nylon lined conduit assembly (aluminum).035-.047	
6a.	16S series tips	44N-116-15		15' nylon lined conduit assembly (aluminum) 1/16"		
6b.	16ST series tips	44TF-116-15		15' teflon lined conduit assembly (aluminum) 1/16"		

Standard series contact tip

Platinum Compact 400 Amp MIG Gun



Platinum Compact 400 Amp MIG Gun



Platinum Compact
400 Amp MIG Gun

PROFAX NO.	DESCRIPTION	TIP I.D.	PROFAX NO.	DESCRIPTION												
14-23	Contact tip .023	.031	<p>1/4" - 28 Thd. 1-1/2"</p> <p>Standard Series Tips</p>	<p>3/8" I.D. 3-5/32"</p> <p>9/16 - 18 Thd.</p> <p>(Self insulated nozzle, flush) Requires Tapered contact tip</p>												
14-30	Contact tip .030	.038			<p>1/2" I.D. 3-5/32"</p> <p>9/16 - 18 Thd.</p> <p>(Self insulated nozzle, flush)</p>											
14-35	Contact tip .035	.044				<p>5/8" I.D. 3-5/32"</p> <p>9/16 - 18 Thd.</p> <p>(Self insulated nozzle, flush)</p>										
14-40	Contact tip .040	.047					<p>3/4" I.D. 3-5/32"</p> <p>9/16 - 18 Thd.</p> <p>(Self insulated nozzle, flush)</p>									
14-45	Contact tip .045	.054						<p>1/2" I.D. 3-5/16"</p> <p>9/16 - 18 Thd.</p> <p>(Self insulated nozzle, recessed)</p>								
14-52	Contact tip .052	.064							<p>5/8" I.D. 3-5/16"</p> <p>9/16 - 18 Thd.</p> <p>(Self insulated nozzle, recessed)</p>							
14-116	Contact tip 1/16"	.073								<p>3/4" I.D. 3-5/16"</p> <p>9/16 - 18 Thd.</p> <p>(Self insulated nozzle, recessed)</p>						
14-564	Contact tip 5/64"	.090									<p>3/8" I.D. 3-1/4"</p> <p>9/16 - 18 Thd.</p> <p>(Self insulated nozzle) Requires Tapered contact tip</p>					
14A364	Contact tip 3/64"	.059										<p>5/8" I.D. 3.450"</p> <p>9/16 - 18 Thd.</p>				
14A116	Contact tip 1/16"	.078											<p>.280" - 1/4 - 28 Thd. 1-1/2"</p> <p>Heavy Duty Tapered Series Tips</p>			
14T23	Contact tip .023	.031												<p>1/4" - 28 Thd. 1-1/2"</p> <p>Standard Series Tips</p>		
14T30	Contact tip .030	.038													<p>1/4" - 28 Thd. 1-1/2"</p> <p>Tapered Series Tips</p>	
14T35	Contact tip .035	.044														<p>.280" - 1/4 - 28 Thd. 1-1/2"</p> <p>Heavy Duty Series Tips</p>
14T40	Contact tip .040	.047														
14T45	Contact tip .045	.054	<p>23-37 Nozzle 3/8"</p> <p>3/8" I.D. 3-5/16"</p> <p>9/16 - 18 Thd.</p> <p>(Self insulated nozzle, recessed) Requires Tapered contact tip</p>													
14T52	Contact tip .052	.064		<p>23-50 Nozzle 1/2"</p> <p>1/2" I.D. 3-5/16"</p> <p>9/16 - 18 Thd.</p> <p>(Self insulated nozzle, recessed)</p>												
14T116	Contact tip 1/16"	.073			<p>23-62 Nozzle 5/8"</p> <p>5/8" I.D. 3-5/16"</p> <p>9/16 - 18 Thd.</p> <p>(Self insulated nozzle, recessed)</p>											
14T564*	Contact tip 5/64"	.090				<p>23-75 Nozzle 3/4"</p> <p>3/4" I.D. 3-5/16"</p> <p>9/16 - 18 Thd.</p> <p>(Self insulated nozzle, recessed)</p>										
*Available on request.							<p>23H50 Heavy duty nozzle 1/2"</p> <p>1/2" I.D. 3-5/16"</p> <p>9/16 - 18 Thd.</p> <p>(Self insulated nozzle, recessed)</p>									
14H30	Contact tip .030	.038						<p>23H62 Heavy duty nozzle 5/8"</p> <p>5/8" I.D. 3-5/16"</p> <p>9/16 - 18 Thd.</p> <p>(Self insulated nozzle, recessed)</p>								
14H35	Contact tip .035	.044							<p>23H75 Heavy duty nozzle 3/4"</p> <p>3/4" I.D. 3-5/16"</p> <p>9/16 - 18 Thd.</p> <p>(Self insulated nozzle, recessed)</p>							
14H40	Contact tip .040	.049								<p>23T37 Tapered nozzle 3/8"</p> <p>3/8" I.D. 3-1/4"</p> <p>9/16 - 18 Thd.</p> <p>(Self insulated nozzle) Requires Tapered contact tip</p>						
14H45	Contact tip .045	.054									<p>23-62FAS Spot welding nozzle 5/8"</p> <p>5/8" I.D. 3.450"</p> <p>9/16 - 18 Thd.</p>					
14H52	Contact tip .052	.064										<p>23H50 Heavy duty nozzle 1/2"</p> <p>1/2" I.D. 3-5/16"</p> <p>9/16 - 18 Thd.</p> <p>(Self insulated nozzle, recessed)</p>				
14H116	Contact tip 1/16"	.073											<p>23H62 Heavy duty nozzle 5/8"</p> <p>5/8" I.D. 3-5/16"</p> <p>9/16 - 18 Thd.</p> <p>(Self insulated nozzle, recessed)</p>			
14H564	Contact tip 5/64"	.093												<p>23H75 Heavy duty nozzle 3/4"</p> <p>3/4" I.D. 3-5/16"</p> <p>9/16 - 18 Thd.</p> <p>(Self insulated nozzle, recessed)</p>		
14AH364	Contact tip 3/64"	.059													<p>23T37 Tapered nozzle 3/8"</p> <p>3/8" I.D. 3-1/4"</p> <p>9/16 - 18 Thd.</p> <p>(Self insulated nozzle) Requires Tapered contact tip</p>	
14AH116	Contact tip 1/16"	.078														<p>23-62FAS Spot welding nozzle 5/8"</p> <p>5/8" I.D. 3.450"</p> <p>9/16 - 18 Thd.</p>
14HT35	Contact tip .035	.044	<p>23H50 Heavy duty nozzle 1/2"</p> <p>1/2" I.D. 3-5/16"</p> <p>9/16 - 18 Thd.</p> <p>(Self insulated nozzle, recessed)</p>													
14HT40	Contact tip .040	.049		<p>23H62 Heavy duty nozzle 5/8"</p> <p>5/8" I.D. 3-5/16"</p> <p>9/16 - 18 Thd.</p> <p>(Self insulated nozzle, recessed)</p>												
14HT45	Contact tip .045	.054			<p>23H75 Heavy duty nozzle 3/4"</p> <p>3/4" I.D. 3-5/16"</p> <p>9/16 - 18 Thd.</p> <p>(Self insulated nozzle, recessed)</p>											
14HT52	Contact tip .052	.064				<p>23T37 Tapered nozzle 3/8"</p> <p>3/8" I.D. 3-1/4"</p> <p>9/16 - 18 Thd.</p> <p>(Self insulated nozzle) Requires Tapered contact tip</p>										
14HT116	Contact tip 1/16"	.073					<p>23-62FAS Spot welding nozzle 5/8"</p> <p>5/8" I.D. 3.450"</p> <p>9/16 - 18 Thd.</p>									
14HT564	Contact tip 5/64"	.093						<p>23H50 Heavy duty nozzle 1/2"</p> <p>1/2" I.D. 3-5/16"</p> <p>9/16 - 18 Thd.</p> <p>(Self insulated nozzle, recessed)</p>								



Platinum Compact 400 Amp MIG Gun



PROFAX NO.	DESCRIPTION	PROFAX NO.	DESCRIPTION
24A50	Nozzle 1/2" (Adjustable, used with 34A nozzle insulator)	24AH75	Heavy duty nozzle 3/4" (Heavy duty - adjustable used with 34A nozzle insulator)
24A62	Nozzle 5/8" (Adjustable, used with 34A nozzle insulator)	24AT37SS	Tapered nozzle 3/8" (Adjustable used with 34A nozzle insulator) Requires Tapered Series contact tip
24A75	Nozzle 3/4" (Adjustable, used with 34A nozzle insulator)	24CT37S	Nozzle 3/8" (Coarse thread - fixed nozzle - used with 34CT nozzle insulator) Requires Tapered Series contact tip
24A50SS	Nozzle 1/2" (Short stop, adjustable, used with 34A nozzle insulator)	24CT50S	Nozzle 1/2" (Coarse thread - fixed nozzle - used with 34CT nozzle insulator)
24A62SS	Nozzle 5/8" (Short stop, adjustable, used with 34A nozzle insulator)	24CT62S	Nozzle 5/8" (Coarse thread - fixed nozzle - used with 34CT nozzle insulator)
24A75SS	Nozzle 3/4" (Short stop, adjustable, used with 34A nozzle insulator)	24CT75S	Nozzle 3/4" (Coarse thread - fixed nozzle - used with 34CT nozzle insulator)
24AH50	Heavy duty nozzle 1/2" (Heavy duty - adjustable used with 34A nozzle insulator)	24CT50F	Nozzle 1/2" (Coarse thread - fixed nozzle flush- used with 34CT nozzle insulator)
24AH62	Heavy duty nozzle 5/8" (Heavy duty - adjustable used with 34A nozzle insulator)	24CT62F	Nozzle 5/8" (Coarse thread - fixed nozzle flush- used with 34CT nozzle insulator)

Platinum Compact
400 Amp MIG Gun

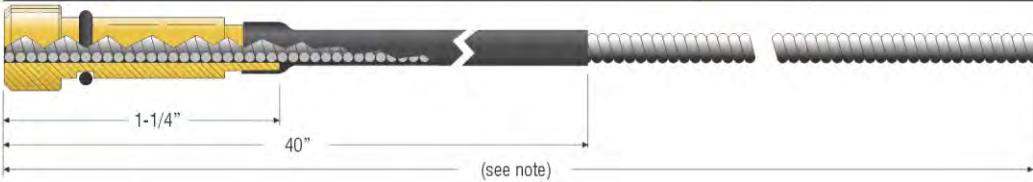


Platinum Compact 400 Amp MIG Gun



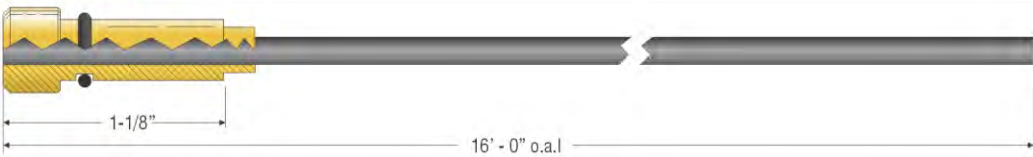
Platinum Compact 400 Amp MIG Gun

PROFAX NO.	DESCRIPTION	PROFAX NO.	DESCRIPTION
24CT75F	Nozzle 3/4" (Coarse thread - fixed nozzle flush - used with 34CT nozzle insulator)	34CT-HT	Insulator
34A	Insulator (Used with adjustable nozzles)	54A 54C	Gas diffuser Gas diffuser (Copper)
34CT	Insulator (Used with coarse thread nozzles)	54A16	Gas diffuser (Use with 16S series tips)



Note: 15' wire conduit assembly (16' - 0" o.a.l.)
25' wire conduit assembly (26' - 0" o.a.l.)

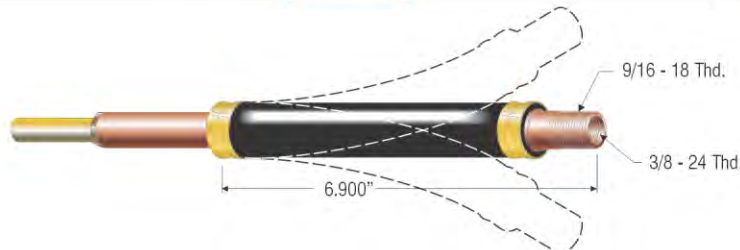
PROFAX NO.	DESCRIPTION	I.D.	O.D.
44-3545-15	15' wire conduit assembly — used with .035-.045 diameter wire	.067	.187
44-116-15	15' wire conduit assembly — used with .052-1/16" diameter wire	.078	.187
44-564-15	15' wire conduit assembly — used with 5/64" diameter wire	.102	.187
44N-3545-15	15' wire conduit assembly — used with .035-3/64" diameter aluminum wire	.064	.187
44N-116-15	15' wire conduit assembly — used with 1/16" diameter aluminum wire	.090	.187
44-3545-25	25' wire conduit assembly — used with .035-.045 diameter wire	.067	.187
44-116-25	25' wire conduit assembly — used with .052-1/16" diameter wire	.078	.187
44-564-25	25' wire conduit assembly — used with 5/64" diameter wire	.102	.187



PROFAX NO.	DESCRIPTION	I.D.	O.D.
44TF-116-15	15' teflon conduit assembly — used with 1/16" aluminum wire	.095	.185

PROFAX NO.	DESCRIPTION	PROFAX NO.	DESCRIPTION
64A30	Conductor tube 30°	64A30J	Jacketed conductor tube 30°
64A45	Conductor tube 45°	64A45J	Jacketed conductor tube 45°
64A60	Conductor tube 60°	64A60J	Jacketed conductor tube 60°
64A80	Conductor tube 80°	64A80J	Jacketed conductor tube 80°
64A180	Conductor tube 180°	64A180J	Jacketed conductor tube 180°
64N	Nipple - included	64A60-3RJ	Jacketed conductor tube 3" radius 60°
		64N	Nipple - included

Also available in 12", 18", and 24"

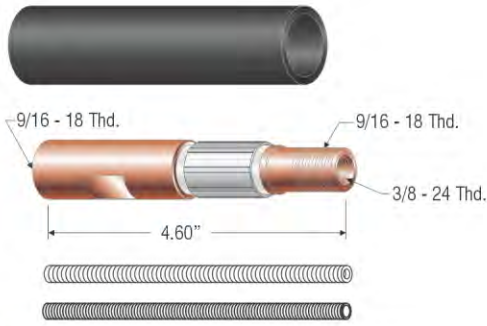


PROFAX NO.	DESCRIPTION	PROFAX NO.	DESCRIPTION
TFX-4	Flexible barrel for extreme heat	TFX4-8SP	PROFAX flexible barrel 12 3/4" over all length
		TFX4-12SP	PROFAX flexible barrel 16 3/4" over all length
		TFX4-18SP	PROFAX flexible barrel 22 3/4" over all length
		TFX4-24SP	PROFAX flexible barrel 28 3/4" over all length

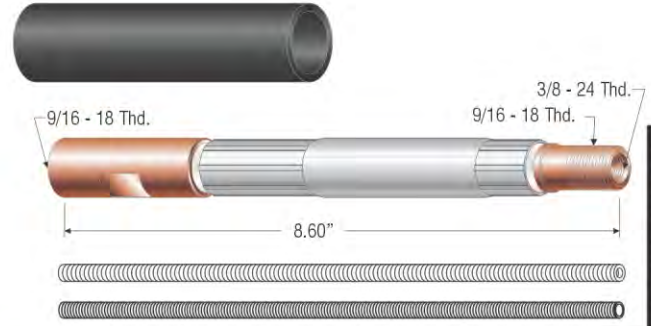
FOR SPECIAL APPLICATIONS THESE TFX4'S ARE AVAILABLE ON REQUEST.



EXTENSIONS




PROFAX NO.	DESCRIPTION
64A-4EX	4 inch extension with insulator and jump liners

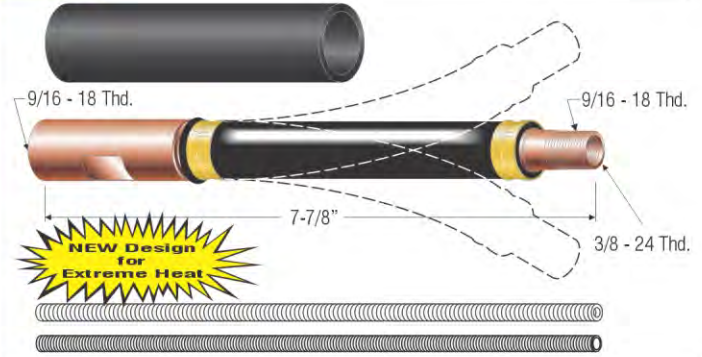


PROFAX NO.	DESCRIPTION
64A-8EX	8 inch extension with insulator and jump liners

Platinum Compact
400 Amp MIG Gun

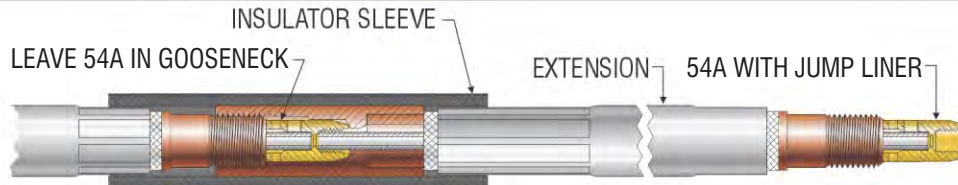


PROFAX NO.	DESCRIPTION
64A-6EX	6 inch extension with insulator and jump liners



PROFAX NO.	DESCRIPTION
TFX-4EX	7 inch extension with insulator and jump liners for extreme heat
TFX4EX-12SP	PROFAX flexible barrel 16 3/4" over all length
TFX4EX-18SP	PROFAX flexible barrel 22 3/4" over all length
TFX4EX-24SP	PROFAX flexible barrel 28 3/4" over all length

**FOR SPECIAL APPLICATIONS
THESE TFX-4EX'S ARE
AVAILABLE ON REQUEST.**



INSTALLATION OPTION #1

INSTALLATION OPTION #2

1. Install a gas diffuser and the proper size jump liner in the extension.
2. Remove ONLY the contact tip and nozzle from the welding gun's gooseneck.
3. Screw the gooseneck extension on and tighten with 5/8" wrench.
4. Slip insulator sleeve over extension.

1. Remove nozzle, contact tip, gas diffuser, and liner.
2. Screw the gooseneck extension on and tighten with 5/8" wrench.
3. Slip insulator sleeve over extension.
4. Install new liner in gun and cut to desired length.
(Note: 64A8EX will require a 25' liner in a 15' gun)
5. Re-install diffuser, tip, and nozzle.

CO₂ Heaters

Thermostat set at
174° F - 205° F



120V AC 50/60hz 100 Watt

The most ECONOMICAL Thermostatic controlled CO₂ Heater, designed to prevent CO₂ regulator Freeze-Up. Extends life of regulator/flowmeter and prevents porosity in welds from loss of shield gas in frozen regulator. Easily installed between CO₂ cylinder valve and flowmeter.

Also Available In 240V AC 50/60hz.

PROFAX NO.	GAS SERVICE	CGA INLET
CO2 HEATER	CO ₂	320

Weld Fillet Gage



- 7 Piece Weld Fillet Gage
- Stainless Steel Construction
- Marked in Standard and Metric Units
- For:
 - Checking Fillet Throat Sizes
 - Checking Fillet Leg Size
 - Works on Both Convex and Concave Welds
 - Weld Sizes 1/8" (3.2mm) — 1" (25.4mm)

• Carrying Pouch Included

PROFAX NO.	DESCRIPTION
WFG	Weld Fillet Gage



Platinum "Choice" FC400 Amp MIG Gun **PROFAX**

Platinum "Choice" FC400 MIG Gun



STANDARD FEATURES:

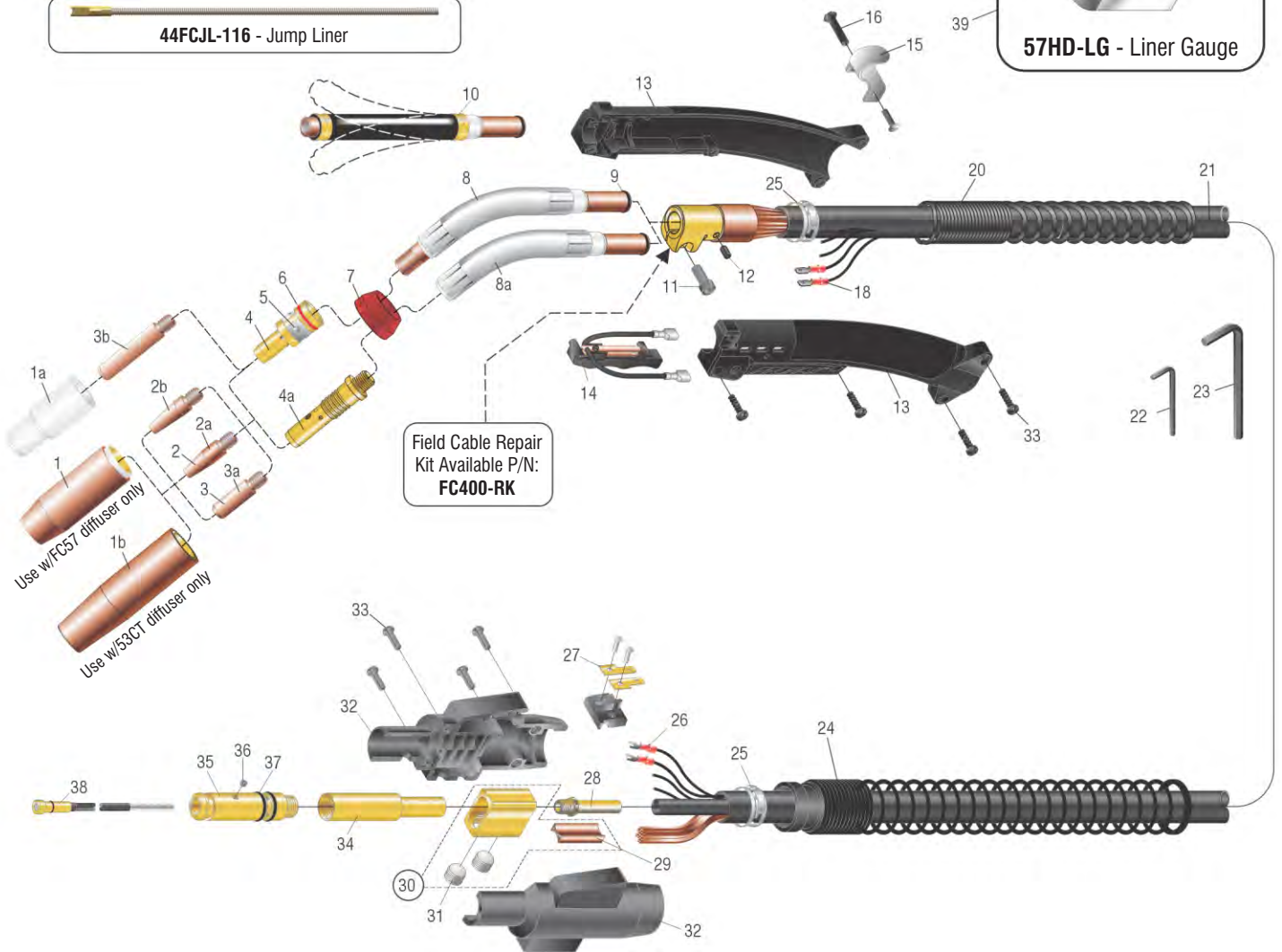
- Slim ergonomic handle
- Large integral cooling slots
- Gooseneck can rotate a full 360 degree
- Set screw for liner is located on side of handle for protection from spatter
- Heavy duty contact tips for longer life
- Heavy duty copper gas diffuser
- Heavy duty slip-on nozzle
- Available up to 1/16" wire size

PROFAX NO.	LENGTH	WIRE SIZE	PROFAX NO.	LENGTH	WIRE SIZE	PROFAX NO.	LENGTH	WIRE SIZE	PROFAX NO.	LENGTH	WIRE SIZE
FC400-3545-10	10'	.035-.045	FC400-3545-12	12'	.035-.045	FC400-3545-15	15'	.035-.045	FC400-3545-20	20'	.035-.045
FC400-052-10	10'	.052	FC400-052-12	12'	.052	FC400-052-15	15'	.052	FC400-052-20	20'	.052
FC400-116-10	10'	1/16"	FC400-116-12	12'	1/16"	FC400-116-15	15'	1/16"	FC400-116-20	20'	1/16"
									FC400-3545-25	25'	.035-.045
									FC400-052-25	25'	.052
									FC400-116-25	25'	1/16"

TO ORDER DIRECT CONNECT MIG GUNS

- Standard** - All wire feeders that accept the "PROFAX" rear adapter. e.g. FC400-3545-10
- Lincoln® Direct** - Add an **LN** for the Lincoln "Old Style" 3/4" dia. rear adapter. e.g. FCLN400-3545-10
 Add an **LP** for the Lincoln "New Style" 5/8" dia. rear adapter e.g. FCLP400-3545-10
- Miller® Direct** Add an **M**. e.g. FCM400-3545-10
- Euro-Quick** Add an **X**. e.g. FCX400-3545-10

SEE PAGES 84-85 for more details on direct connects
 SEE PAGES 96-97 for list of adapter kits





NO.	PROFAX NO.	DESCRIPTION	NO.	PROFAX NO.	DESCRIPTION
1.	27S50	H.D. nozzle 1/2" (copper)	7.	17SW	H.D. shock washer
	27S62	H.D. nozzle 5/8" (copper) (standard)	8.	64FC30HD	Gooseneck 30°
	27S75	H.D. nozzle 3/4" (copper)		64FC45HD	Gooseneck 45° (standard)
	27S50GL	H.D. nozzle 1/2" (copper) (Use 17SLT series tip)		64FC60HD	Gooseneck 60°
	27S62GL	H.D. nozzle 5/8" (copper)		64FC180HD	Gooseneck 180°
	27S75GL	H.D. nozzle 3/4" (copper)	8a.	60FC30	Gooseneck 30° (optional)
	27T38	Tapered nozzle 3/8" (brass) (Use 17SLT series tip)		60FC45	Gooseneck 45° (optional)
	27TC38	Tapered nozzle 3/8" (copper) (Use 17SLT series tip)		60FC60	Gooseneck 60° (optional)
	27TC38GL	Tapered nozzle 3/8" (copper) (Use 17SLT series tip)		60FC180	Gooseneck 180° (optional)
	27T50	Nozzle 1/2" bottle (copper)	9.	S70011	O-ring
	27T50HD	H.D. Nozzle 1/2" (copper)	10.	TFX-64FC	Flexible barrel
	27K50	M.D. nozzle 1/2" (copper)	11.	46C	Socket head cap screw
	27K62	M.D. nozzle 5/8" (copper)	12.	45C	Set screw 8-32 x 1/4
	1a.	39	Insulator for use w/self-shielded flux core wire only	13.	88
1b.	23CT-37	Nozzle 3/8" (requires tapered tip)	14.	97T	Trigger
	23CT-50	Nozzle 1/2" (requires tapered tip)	15.	154FC	Hanger bracket
	23CT-62	Nozzle 5/8"	16.	122FM-SET	Post and screw
	23CT-75	Nozzle 3/4"	18.	40MQ	Male quick connect
2.	17ST-30	Contact tip .030 .040	20.	87-S	Support spring
	17ST-35	Contact tip .035 .044	21.	FC-410	10' cable assembly
	17ST-40	Contact tip .040 .049		FC-412	12' cable assembly
	17ST-45	Contact tip .045 .054		FC-415	15' cable assembly
	17ST-52	Contact tip .052 .064		FC-420	20' cable assembly
	17ST-116	Contact tip 1/16" .073		FC-425	25' cable assembly
2a.	16ST-30	Contact tip .030 .040	22.	44-25	5/64" hex wrench
	16ST-35	Contact tip .035 .044	23.	AL187	3/16" hex wrench
	16ST-40	Contact tip .040 .049	24.	R185-S	Spring
	16ST-45	Contact tip .045 .054	25.	134-14	Clamp (2)
	16ST-52	Contact tip .052 .064	26.	244	Terminal
	16ST-116	Contact tip 1/16" .073	27.	194	Connector tab assembly
2b.	17SLT-35	Contact tip .035 .044	28.	64N	Nipple
	17SLT-40	Contact tip .040 .049	29.	114	Separator
	17SLT-45	Contact tip .045 .054	30.	104	Cable connector block assembly
	17SLT-52	Contact tip .052 .064	31.	A-532-24	9/16" ball point screws
	17SLT-116	Contact tip 1/16" .073	32.	R185-H	Housing w/screws
3.	17S-30	Contact tip .030 .040	33.	R185-SC	Screws for housing (4)
	17S-35	Contact tip .035 .044	34.	R174-UA	Standard connector plug w/64N
	17S-40	Contact tip .040 .049		R174-UAG	Connector plug w/gas hole w/64N
	17S-45	Contact tip .045 .054	35.	R174-E	Connector, Esab® (L-Tec®)
	17AS-364	Contact tip 3/64" aluminum .060		R174-H	Connector, Hobart®
	17S-52	Contact tip .052 .064		R174-L	Connector, Lincoln®
	17S-116	Contact tip 1/16" .073		R174LP	Connector, Lincoln®
17AS-116	Contact tip 1/16" aluminum .078	R174-M	Connector, Miller®		
			R174-T	Connector, (standard)	
3a.	16S-30	Contact tip .030 .040	36.	44C	Set screw 8-32 x 1/4"
	16S-35	Contact tip .035 .044	37.	224	O-ring
	16S-40	Contact tip .040 .049	38.	44-3545-15	15' wire conduit assembly .035-.045
	16S-45	Contact tip .045 .054		44-116-15	15' wire conduit assembly 1/16"
	16S-52	Contact tip .052 .064		44-3545-25	25' wire conduit assembly .035-.045
	16S-116	Contact tip 1/16" .073		44-116-25	25' wire conduit assembly .052 - 1/16"
		44N-3545-15		15' nylon lined conduit assembly (aluminum) .035 - .047	
		44N-116-15	15' nylon lined conduit assembly (aluminum) 1/16"		
3b.	18S52	Contact tip .052 .064	44TF-116-15	15' teflon lined conduit assembly (aluminum) 1/16"	
	18S116	Contact tip 1/16" .073	39.	57HD-LG	Gauge for setting liner
4.	FC57	Gas diffuser			
4a.	53CT	Gas diffuser			
5.	240	Retaining ring			
6.	260	O-ring			



*Prevents seizing when used on contact tip, nozzle & gas diffuser threads.

PROFAX NO.	DESCRIPTION
JL-4	Copper coat anti-seize lubricant - 4 oz.
JL-8	Copper coat anti-seize lubricant - 8 oz.
JL-16	Copper coat anti-seize lubricant - 16 oz.

CO₂ Heated Regulator/FlowGauge

SPECIFICATIONS:

- 120V AC/190 watt
- 0 - 125 CFH flow-rate

High volume CO₂ Regulator FlowGauge with built in heater.

- Prevents regulator freeze-up
- Extends regulator/FlowGauge life
- Eliminates Porosity in welds due to loss of gas coverage

Also Available in 240V 50/60hz.



PROFAX NO.	GAS SERVICE	CGA INLET
RFG-320-H	CO ₂	320



Platinum "Choice" FC400 Amp MIG Gun



Platinum "Choice" FC400 MIG Gun

PROFAX NO.	DESCRIPTION	TIP I.D.		PROFAX NO.	DESCRIPTION						
17S-30	Contact tip .030	.040	<p>Recessed M8 - 1.25 Thd. 3/8" x 1.350"</p>	27T50	Nozzle 1/2"	<p>(Use with 17ST series tips)</p>					
17S-35	Contact tip .035	.044			27T50HD	H.D. Nozzle 1/2"	<p>(Use with 17ST series tips)</p>				
17S-40	Contact tip .040	.049					27K50	M.D. Nozzle 1/2"	<p>(Use with 17ST series tips)</p>		
17S-45	Contact tip .045	.054							27S50	H.D. Nozzle 1/2"	<p>(Use with 17ST series tips)</p>
17S-52	Contact tip .052	.064					27K62	M.D. Nozzle 5/8"			
17AS-364	Contact tip 3/64" aluminum	.060			27S62	H.D. Nozzle 5/8"					
17S-116	Contact tip 1/16"	.073					27K62	M.D. Nozzle 5/8"			
17AS-116	Contact tip 1/16" aluminum	.078			<p>Flush M8 - 1.25 Thd. 3/8" x 1-1/2"</p>	27S50			H.D. Nozzle 1/2"	<p>(Use with 17ST series tips)</p>	
17ST-30	Contact tip .030	.040	27K62	M.D. Nozzle 5/8"							
17ST-35	Contact tip .035	.044					27S62	H.D. Nozzle 5/8"			
17ST-40	Contact tip .040	.049								27K62	M.D. Nozzle 5/8"
17ST-45	Contact tip .045	.054					27S62	H.D. Nozzle 5/8"			
17ST-52	Contact tip .052	.064	27K62	M.D. Nozzle 5/8"							
17ST-116	Contact tip 1/16"	.073					27S62	H.D. Nozzle 5/8"			
17SLT-35	Contact tip .035	.044	<p>Flush M8 - 1.25 Thd. 3/8" x 1-1/2"</p>	27S62						H.D. Nozzle 5/8"	
17SLT-40	Contact tip .040	.049			27S62	H.D. Nozzle 5/8"					
17SLT-45	Contact tip .045	.054					27K62	M.D. Nozzle 5/8"			
17SLT-52	Contact tip .052	.064							27S62		H.D. Nozzle 5/8"
17SLT-116	Contact tip 1/16"	.073					27K62	M.D. Nozzle 5/8"			
16S-30	Contact tip .030	.040			<p>Gasless Tip M8 - 1.25 Thd. 3/8" x 2"</p>	27S62			H.D. Nozzle 5/8"		
16S-35	Contact tip .035	.044					27S62	H.D. Nozzle 5/8"			
16S-40	Contact tip .040	.049									27K62
16S-45	Contact tip .045	.054	27S62	H.D. Nozzle 5/8"							
16S-52	Contact tip .052	.064								27K62	M.D. Nozzle 5/8"
16S-116	Contact tip 1/16"	.073	27S62	H.D. Nozzle 5/8"							
16ST-30	Contact tip .030	.040					<p>Gasless Tip M8 - 1.25 Thd. 3/8" x 2"</p>	27S62		H.D. Nozzle 5/8"	
16ST-35	Contact tip .035	.044	27S62	H.D. Nozzle 5/8"							
16ST-40	Contact tip .040	.049			27K62	M.D. Nozzle 5/8"					
16ST-45	Contact tip .045	.054							27S62		H.D. Nozzle 5/8"
16ST-52	Contact tip .052	.064			27K62	M.D. Nozzle 5/8"					
16ST-116	Contact tip 1/16"	.073	27S62	H.D. Nozzle 5/8"							
18S52	Contact tip .052	.064			<p>Gasless Tip M8 - 1.25 Thd. 3/8" x 2"</p>	27S62			H.D. Nozzle 5/8"		
18S116	Contact tip 1/16"	.073	27S75	H.D. Nozzle 3/4"							
FC57	Diffuser						27TC38GL	Tapered Nozzle 3/8"		<p>(Use with 17SLT series tips)</p>	
39	Insulator/Thread Protector									27S50GL	H.D. Nozzle 1/2"
17SW	H.D. shock washer						27S62GL	H.D. Nozzle 5/8"			
27T38	Tapered nozzle 3/8"		27S75GL	H.D. Nozzle 3/4"							
27TC38	Tapered nozzle 3/8"										



Platinum "Choice" FC400 Amp MIG Gun



Platinum "Choice" FC400 MIG Gun



PROFAX NO.	DESCRIPTION	LENGTH
64FC30HD	Gooseneck 30°	5.6"
64FC30HDL	Gooseneck 30°	7.8"

Also available in 12", 18", and 24"



PROFAX NO.	DESCRIPTION	LENGTH
64FC60HD	Gooseneck 60°	5.6"
64FC60HDL	Gooseneck 60°	7.8"

Also available in 12", 18", and 24"



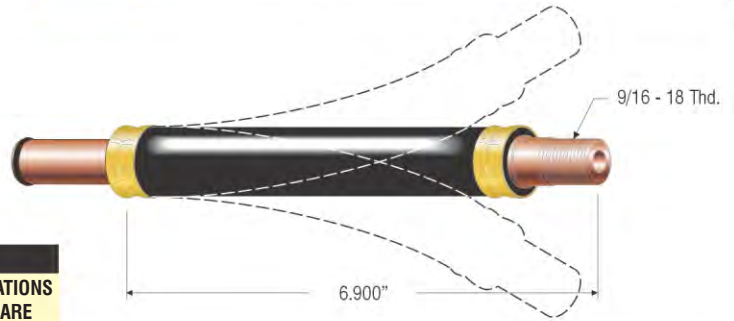
PROFAX NO.	DESCRIPTION	LENGTH
64FC45HD	Gooseneck 45° (standard)	5.6"
64FC45HDL	Gooseneck 45°	7.8"

Also available in 12", 18", and 24"



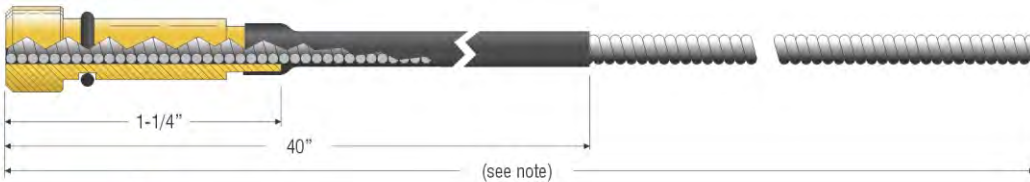
PROFAX NO.	DESCRIPTION	LENGTH
64FC180HD	Gooseneck 180°	5.6"
64FC180HDL	Gooseneck 180°	7.8"

Also available in 12", 18", and 24"



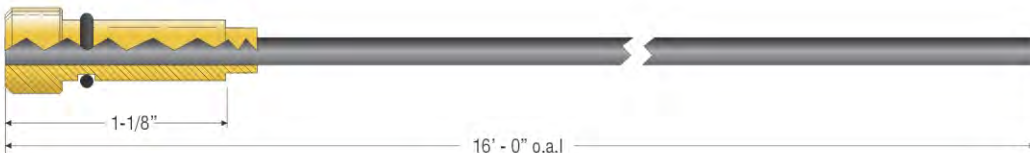
PROFAX NO.	DESCRIPTION
TFX-64FC	PROFAX flexible barrel 400 amp fc gun

PROFAX NO.	DESCRIPTION	FOR SPECIAL APPLICATIONS THESE TFX-64FC'S ARE AVAILABLE ON REQUEST.
TFX64FC-12SP	PROFAX flexible barrel 16 3/4" over all length	
TFX64FC-18SP	PROFAX flexible barrel 22 3/4" over all length	
TFX64FC-24SP	PROFAX flexible barrel 28 3/4" over all length	



Note: 15' wire conduit assembly (16' - 3" o.a.l.)
25' wire conduit assembly (26' - 6" o.a.l.)

PROFAX NO.	DESCRIPTION	I.D.	O.D.
44-3545-15	15' wire conduit assembly — used with .035-.045 diameter wire	.067	.187
44-116-15	15' wire conduit assembly — used with .052-1/16" diameter wire	.078	.187
44N-3545-15	15' wire conduit assembly — used with .035-3/64" diameter aluminum wire	.064	.187
44N-116-15	15' wire conduit assembly — used with 1/16" diameter aluminum wire	.090	.187
44-3545-25	25' wire conduit assembly — used with .035-.045 diameter wire	.067	.187
44-116-25	25' wire conduit assembly — used with .052-1/16" diameter wire	.078	.187



PROFAX NO.	DESCRIPTION	I.D.	O.D.
44TF-116-15	15' teflon conduit assembly — used with 1/16" aluminum wire	.095	.185




PROFAX NO.	DESCRIPTION	I.D.	O.D.
44FCJL-116	Optional jump liner .035 - 1/16"	.078	.187



Platinum 400 Amp Heavy Duty



400 Amp H.D. MIG Gun



STANDARD FEATURES:

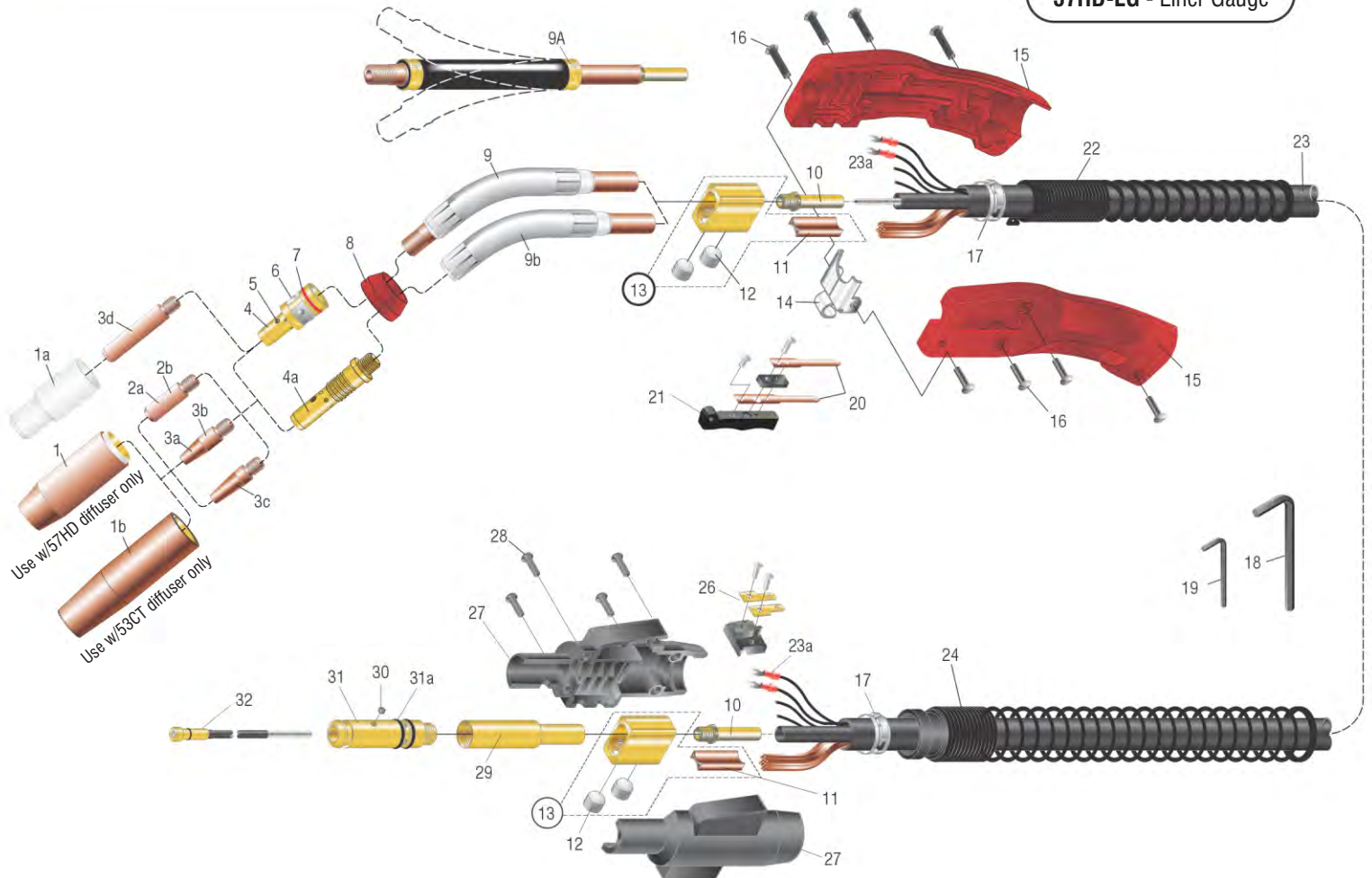
- Ergonomic handle
- Spare switch leads
- Extra flexible cable
- Spring strain reliefs
- Jacketed gooseneck

PROFAX NO.	LENGTH	WIRE SIZE	PROFAX NO.	LENGTH	WIRE SIZE	PROFAX NO.	LENGTH	WIRE SIZE	PROFAX NO.	LENGTH	WIRE SIZE
HD400-3545-10	10'	.035-.045	HD400-3545-12	12'	.035-.045	HD400-3545-15	15'	.035-.045	HD400-3545-20	20'	.035-.045
HD400-052-10	10'	.052	HD400-052-12	12'	.052	HD400-052-15	15'	.052	HD400-052-20	20'	.052
HD400-116-10	10'	1/16"	HD400-116-12	12'	1/16"	HD400-116-15	15'	1/16"	HD400-116-20	20'	1/16"
HD400-564-10	10'	5/64"	HD400-564-12	12'	5/64"	HD400-564-15	15'	5/64"	HD400-564-20	20'	5/64"
									HD400-3545-25	25'	.035-.045
									HD400-052-25	25'	.052
									HD400-116-25	25'	1/16"
									HD400-564-25	25'	5/64"

TO ORDER DIRECT CONNECT MIG GUNS

- Standard** - All wire feeders that accept the "PROFAX" rear adapter. e.g. HD400-3545-10
Lincoln® Direct - Add an **LN** for the Lincoln "Old Style" 3/4" dia. rear adapter. e.g. HDLN400-3545-10
 Add an **LP** for the Lincoln "New Style" 5/8" dia. rear adapter. e.g. HDLP400-3545-10
Miller® Direct - Add an **M**. e.g. HDM400-3545-10
Euro-Quick - Add an **X**. e.g. HDX400-3545-10

SEE PAGES 84-85 for more details on direct connects
 SEE PAGES 96-97 for list of adapter kits





Platinum HD400 Amp MIG Gun Parts List



NO.	PROFAX NO.	DESCRIPTION	NO.	PROFAX NO.	DESCRIPTION
1.	27S50	H.D. nozzle 1/2" (copper)	4a.	53CT	Gas diffuser
	27S62	H.D. nozzle 5/8" (copper) (standard)	5.	44C	Set screw for gas diffuser/conduit
	27S75	H.D. nozzle 3/4" (copper)	6.	240	Retaining ring
	27S50GL	H.D. nozzle 1/2" (copper) (use 17SLT series tips)	7.	260	O-ring
	27S62GL	H.D. nozzle 5/8" (copper)	8.	17SW	H.D. shock washer
	27S75GL	H.D. nozzle 3/4" (copper)	9.	64A30TJ	Jacketed gooseneck 30° (optional)
	27T38	Tapered nozzle 3/8" (brass) (use 17SLT series tips)		64A45TJ	Jacketed gooseneck 45° (standard)
	27TC38	Tapered nozzle 3/8" (copper) (use 17SLT series tips)		64A60TJ	Jacketed gooseneck 60° (optional)
	27TC38GL	Tapered nozzle 3/8" (copper) (use 17SLT series tips)		64A180TJ	Jacketed gooseneck 180° (optional)
	27T50	Nozzle 1/2" bottle (copper)	9a.	TFX-4HD	Flexible barrel for extreme heat (optional)
	27T50HD	H.D. nozzle 1/2" bottle (copper)	9b.	64CV30J	Gooseneck 30° (optional)
	27K50	M.D. nozzle 1/2" (copper)		64CV45J	Gooseneck 45° (optional)
	27K62	M.D. nozzle 5/8" (copper)		64CV60J	Gooseneck 60° (optional)
				64CV180J	Gooseneck 180° (optional)
1a.	39	Insulator for use w/self-shielded flux core wire only	10.	64N	Nipple
1b.	23CT-37	Nozzle 3/8" (requires tapered tip)	11.	114	Separator
	23CT-50	Nozzle 1/2" (requires tapered tip)	12.	A-532-24	9/16"-18 ball point screws
	23CT-62	Nozzle 5/8"	13.	104	Cable connector block assembly
	23CT-75	Nozzle 3/4"	14.	154HD	Hanger
2a.	17S-30	Contact tip .030 .040	15.	84HD	Heavy duty handle w/screws
	17S-35	Contact tip .035 .044	16.	122FM-SET	Binders (4 ea.) and screws (4 ea.) for handle
	17S-40	Contact tip .040 .049	17.	134-14	Clamp (2)
	17S-45	Contact tip .045 .054	18.	AL-300-25	7/32" hex wrench
	17AS-364	Contact tip 3/64" aluminum .060	19.	44-25	5/64" hex wrench
	17S-52	Contact tip .052 .064	20.	92C	Switch contacts w/screws
	17S-116	Contact tip 1/16" .073	21.	92	Trigger switch assembly
	17AS-116	Contact tip 1/16" aluminum .078		92L	Locking trigger (not shown)
17S-564	Contact tip 5/64" .093	22.	144-6S	Spring strain relief for handle	
2b.	16S-30	Contact tip .030 .040	23.	400-10	10' replacement cable assembly
	16S-35	Contact tip .035 .044		400-12	12' replacement cable assembly
	16S-40	Contact tip .040 .049		400-15	15' replacement cable assembly
	16S-45	Contact tip .045 .054		400-20	20' replacement cable assembly
	16S-52	Contact tip .052 .064		400-25	25' replacement cable assembly
	16S-116	Contact tip 1/16" .073		400K	Cable, bulk (per foot)
16S-564	Contact tip 5/64" .093	400CK	Cloth wrapped cable, bulk (per foot) for guns longer than 15'		
3a.	17ST-30	Contact tip .030 .040	23a.	244	Terminal
	17ST-35	Contact tip .035 .044	24.	R185-S	spring
	17ST-40	Contact tip .040 .049	26.	194	Connector tab assembly
	17ST-45	Contact tip .045 .054	27.	R185-H	Housing
	17ST-52	Contact tip .052 .064	28.	R185-SC	Screws for housing (4)
	17ST-116	Contact tip 1/16" .073	29.	R174-UA	Standard connector plug w/64N
	17ST-564	Contact tip 5/64" .093		R174-UAG	Connector plug w/gas hole w/64N
3b.	16ST-30	Contact tip .030 .040	30.	44C	Set screw for conduit 8-32
	16ST-35	Contact tip .035 .044	31.	R174-E	Connector, Esab®
	16ST-40	Contact tip .040 .049		R174-H	Connector, Hobart®
	16ST-45	Contact tip .045 .054		R174-L	Connector, Lincoln®
	16ST-52	Contact tip .052 .064		R174-M	Connector, Miller®
	16ST-116	Contact tip 1/16" .073		R174-T	Connector, standard
16ST-564	Contact tip 5/64" .093				
3c.	17SLT-35	Contact tip .035 .044	31a.	224	O-ring
	17SLT-40	Contact tip .040 .049	32.	44-3545-15	15' wire conduit assembly .035-.045
	17SLT-45	Contact tip .045 .054		44-116-15	15' wire conduit assembly .052-1/16"
	17SLT-52	Contact tip .052 .064		44-564-15	15' wire conduit assembly 5/64"
	17SLT-116	Contact tip 1/16" .073		44-3545-25	25' wire conduit assembly .035-.045
	17SLT-564	Contact tip 5/64" .093		44-116-25	25' wire conduit assembly .052-1/16"
		44-564-25		25' wire conduit assembly 5/64"	
3d.	18S52	Contact tip .052 .064	44N-3545-15	15' nylon lined conduit assembly(aluminum).035-.047	
	18S116	Contact tip 1/16" .073	44N-116-15	15' nylon lined conduit assembly(aluminum) 1/16"	
	18S68	Contact tip .068-.072 .086	44TF-116-15	15' teflon lined conduit assembly(aluminum) 1/16"	
	18S564	Contact tip 5/64" .093	33.	57HD-LG	Gauge for setting liner
4.	57HD	Gas diffuser			

400 Amp H.D. MIG Gun

Regulator/Flowmeter

SPECIFICATIONS:

- Brass body
- Preset @ 30 psi
- Flow meter range - 0-60 scfh
- Economical design



PROFAX NO.	GAS SERVICE	CGA INLET
RF1430-580	Argon & Argon/CO2 Mixes	580
RF1430-320	CO2	320



*Prevents seizing when used on contact tip, nozzle & gas diffuser threads.

PROFAX NO.	DESCRIPTION
JL-4	Copper coat anti-seize lubricant - 4 oz.
JL-8	Copper coat anti-seize lubricant - 8 oz.
JL-16	Copper coat anti-seize lubricant - 16 oz.



Platinum 400 Amp Heavy Duty

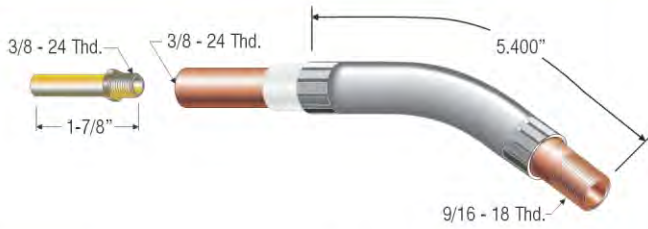


400 Amp H.D. MIG Gun

PROFAX NO.	DESCRIPTION	TIP I.D.		PROFAX NO.	DESCRIPTION																									
17S-30	Contact tip .030	.040	<p>Recessed</p> <p>M8 - 1.25 Thd.</p>	27T50	Nozzle 1/2"																									
17S-35	Contact tip .035	.044		<p>Recessed</p> <p>M8 - 1.25 Thd.</p>	27T50HD	H.D. Nozzle 1/2"																								
17S-40	Contact tip .040	.049			<p>Recessed</p> <p>M8 - 1.25 Thd.</p>	27K50	M.D. Nozzle 1/2"																							
17S-45	Contact tip .045	.054				<p>Recessed</p> <p>M8 - 1.25 Thd.</p>	27S50	H.D. Nozzle 1/2"																						
17AS-364	Contact tip 3/64" aluminum	.060					<p>Recessed</p> <p>M8 - 1.25 Thd.</p>	27K62	M.D. Nozzle 5/8"																					
17S-52	Contact tip .052	.064						<p>Recessed</p> <p>M8 - 1.25 Thd.</p>	27S62	H.D. Nozzle 5/8"																				
17S-116	Contact tip 1/16"	.073							<p>Recessed</p> <p>M8 - 1.25 Thd.</p>	27S75	H.D. Nozzle 3/4"																			
17AS-116	Contact tip 1/16" aluminum	.078								<p>Recessed</p> <p>M8 - 1.25 Thd.</p>	<p>*Standard tip shipped with gun.</p>	<p>(Use with #39 insulator)</p>																		
17S-564	Contact tip 5/64"	.093												<p>Flush</p> <p>M8 - 1.25 Thd.</p>	<p>(Use with 17SLT series tips)</p>															
17SLT-35	Contact tip .035	.044															<p>Flush</p> <p>M8 - 1.25 Thd.</p>	<p>(Use with 17SLT series tips)</p>												
17SLT-40	Contact tip .040	.049	<p>Flush</p> <p>M8 - 1.25 Thd.</p>																	<p>(Use with 17SLT series tips)</p>										
17SLT-45	Contact tip .045	.054		<p>Flush</p> <p>M8 - 1.25 Thd.</p>																		<p>(Use with 17SLT series tips)</p>								
17SLT-52	Contact tip .052	.064			<p>Flush</p> <p>M8 - 1.25 Thd.</p>																			<p>(Use with 17SLT series tips)</p>						
17SLT-116	Contact tip 1/16"	.073				<p>Flush</p> <p>M8 - 1.25 Thd.</p>																				<p>(Use with 17SLT series tips)</p>				
17SLT-564	Contact tip 5/64"	.093					<p>Gasless Tip</p> <p>M8 - 1.25 Thd.</p>																					<p>(Use with 17SLT series tips)</p>		
16S-30	Contact tip .030	.040						<p>Gasless Tip</p> <p>M8 - 1.25 Thd.</p>																						<p>(Use with 17SLT series tips)</p>
16S-35	Contact tip .035	.044							<p>Gasless Tip</p> <p>M8 - 1.25 Thd.</p>																					
16S-40	Contact tip .040	.049								<p>Gasless Tip</p> <p>M8 - 1.25 Thd.</p>	<p>(Use with 17SLT series tips)</p>																			
16S-45	Contact tip .045	.054											<p>Gasless Tip</p> <p>M8 - 1.25 Thd.</p>	<p>(Use with 17SLT series tips)</p>																
16S-52	Contact tip .052	.064														<p>Gasless Tip</p> <p>M8 - 1.25 Thd.</p>	<p>(Use with 17SLT series tips)</p>													
16S-116	Contact tip 1/16"	.073	<p>Gasless Tip</p> <p>M8 - 1.25 Thd.</p>																<p>(Use with 17SLT series tips)</p>											
16S-564	Contact tip 5/64"	.093		<p>Gasless Tip</p> <p>M8 - 1.25 Thd.</p>																	<p>(Use with 17SLT series tips)</p>									
16ST-30	Contact tip .030	.040			<p>Gasless Tip</p> <p>M8 - 1.25 Thd.</p>																		<p>(Use with 17SLT series tips)</p>							
16ST-35	Contact tip .035	.044				<p>Gasless Tip</p> <p>M8 - 1.25 Thd.</p>																			<p>(Use with 17SLT series tips)</p>					
16ST-40	Contact tip .040	.049					<p>Gasless Tip</p> <p>M8 - 1.25 Thd.</p>																				<p>(Use with 17SLT series tips)</p>			
16ST-45	Contact tip .045	.054						<p>Gasless Tip</p> <p>M8 - 1.25 Thd.</p>																					<p>(Use with 17SLT series tips)</p>	
16ST-52	Contact tip .052	.064							<p>Gasless Tip</p> <p>M8 - 1.25 Thd.</p>																					
16ST-116	Contact tip 1/16"	.073								<p>Gasless Tip</p> <p>M8 - 1.25 Thd.</p>	<p>(Use with 17SLT series tips)</p>																			
16ST-564	Contact tip 5/64"	.093											<p>Gasless Tip</p> <p>M8 - 1.25 Thd.</p>	<p>(Use with 17SLT series tips)</p>																
18S52	Contact tip .052	.064														<p>Gasless Tip</p> <p>M8 - 1.25 Thd.</p>	<p>(Use with 17SLT series tips)</p>													
18S116	Contact tip 1/16"	.073	<p>Gasless Tip</p> <p>M8 - 1.25 Thd.</p>																<p>(Use with 17SLT series tips)</p>											
18S68	Contact tip .068-.072	.086		<p>Gasless Tip</p> <p>M8 - 1.25 Thd.</p>																	<p>(Use with 17SLT series tips)</p>									
18S564	Contact tip 5/64"	.093			<p>Gasless Tip</p> <p>M8 - 1.25 Thd.</p>																		<p>(Use with 17SLT series tips)</p>							
57HD	Diffuser					<p>M8 - 1.25 Thd. 9/16 - 18 Thd.</p>																			27TC38GL	Tapered Nozzle 3/8"				
39	Insulator/Thread Protector						<p>Gasless</p>																		27S50GL	H.D. Nozzle 1/2"				
17SW	Shock washer							<p>7/8" I.D.</p>																	27S62GL	H.D. Nozzle 5/8"				
27T38	Tapered nozzle 3/8"								<p>3/8" I.D.</p>																27S75GL	H.D. Nozzle 3/4"				
27TC38	Tapered nozzle 3/8"									<p>3/8" I.D.</p>	<p>(Use with 17SLT series tips)</p>																			
													<p>(Use with 17SLT series tips)</p>																	
															<p>(Use with 17SLT series tips)</p>															
			<p>(Use with 17SLT series tips)</p>																											
				<p>(Use with 17SLT series tips)</p>																										
					<p>(Use with 17SLT series tips)</p>																									
						<p>(Use with 17SLT series tips)</p>																								
							<p>(Use with 17SLT series tips)</p>																							
								<p>(Use with 17SLT series tips)</p>																						
									<p>(Use with 17SLT series tips)</p>																					
										<p>(Use with 17SLT series tips)</p>																				
												<p>(Use with 17SLT series tips)</p>																		
														<p>(Use with 17SLT series tips)</p>																
			<p>(Use with 17SLT series tips)</p>																											
				<p>(Use with 17SLT series tips)</p>																										
					<p>(Use with 17SLT series tips)</p>																									
						<p>(Use with 17SLT series tips)</p>																								
							<p>(Use with 17SLT series tips)</p>																							
								<p>(Use with 17SLT series tips)</p>																						
									<p>(Use with 17SLT series tips)</p>																					
										<p>(Use with 17SLT series tips)</p>																				
												<p>(Use with 17SLT series tips)</p>																		
														<p>(Use with 17SLT series tips)</p>																
			<p>(Use with 17SLT series tips)</p>																											
				<p>(Use with 17SLT series tips)</p>																										
					<p>(Use with 17SLT series tips)</p>																									
						<p>(Use with 17SLT series tips)</p>																								
							<p>(Use with 17SLT series tips)</p>																							
								<p>(Use with 17SLT series tips)</p>																						
									<p>(Use with 17SLT series tips)</p>																					
										<p>(Use with 17SLT series tips)</p>																				
												<p>(Use with 17SLT series tips)</p>																		
														<p>(Use with 17SLT series tips)</p>																
			<p>(Use with 17SLT series tips)</p>																											
				<p>(Use with 17SLT series tips)</p>																										
					<p>(Use with 17SLT series tips)</p>																									
						<p>(Use with 17SLT series tips)</p>																								
							<p>(Use with 17SLT series tips)</p>																							
								<p>(Use with 17SLT series tips)</p>																						
									<p>(Use with 17SLT series tips)</p>																					
										<p>(Use with 17SLT series tips)</p>																				

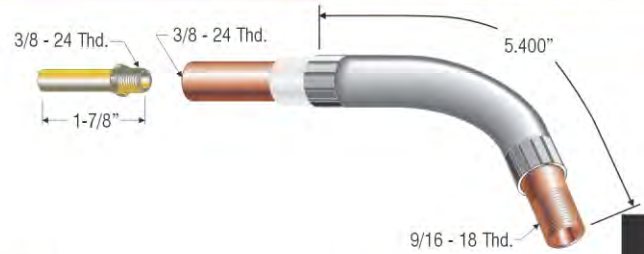


Platinum 400 Amp Heavy Duty



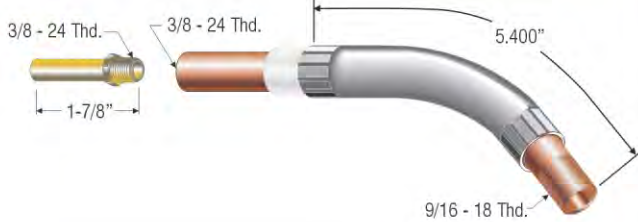
PROFAX NO.	DESCRIPTION
64A30TJ	Jacketed conductor tube 30°
64N	Nipple - included

Also available in 12", 18", and 24"




PROFAX NO.	DESCRIPTION
64A60TJ	Jacketed conductor tube 60°
64N	Nipple - included

Also available in 12", 18", and 24"



PROFAX NO.	DESCRIPTION
64A45TJ	Jacketed conductor tube 45°
64N	Nipple - included


Also available in 12", 18", and 24"



PROFAX NO.	DESCRIPTION
64A180TJ	Jacketed conductor tube 180°
64N	Nipple - included

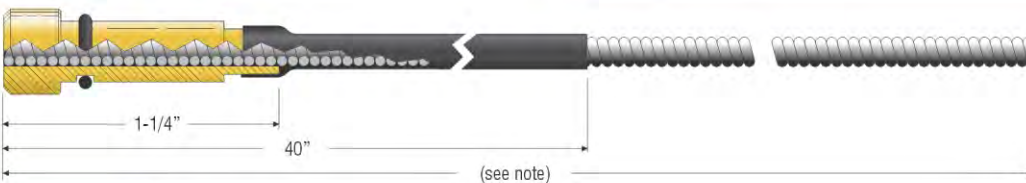
Also available in 12", 18", and 24"

400 Amp H.D.
MIG Gun



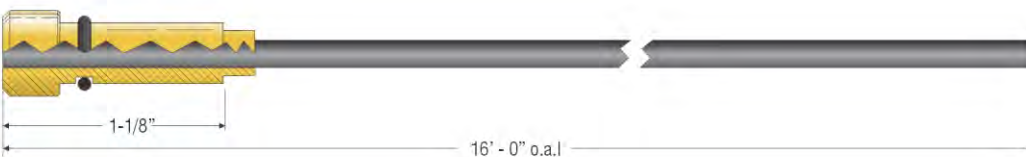
PROFAX NO.	DESCRIPTION	PROFAX NO.	DESCRIPTION
TFX-4HD	PROFAX heavy duty flexible barrel for extreme heat	TFX4HD-12SP	PROFAX flexible barrel 16 ³ / ₄ " over all length
		TFX4HD-18SP	PROFAX flexible barrel 22 ³ / ₄ " over all length
		TFX4HD-24SP	PROFAX flexible barrel 28 ³ / ₄ " over all length

FOR SPECIAL APPLICATIONS THESE TFX-4HD'S ARE AVAILABLE ON REQUEST.



Note: 15' wire conduit assembly (16' - 0" o.a.l.)
25' wire conduit assembly (26' - 0" o.a.l.)

PROFAX NO.	DESCRIPTION	I.D.	O.D.
44-3545-15	15' wire conduit assembly — used with .035-.045 diameter wire	.067	.187
44-116-15	15' wire conduit assembly — used with .052-1/16" diameter wire	.078	.187
44-564-15	15' wire conduit assembly — used with 5/64" diameter wire	.102	.187
44N-3545-15	15' wire conduit assembly — used with .035-3/64" diameter aluminum wire	.064	.187
44N-116-15	15' wire conduit assembly — used with 1/16" diameter aluminum wire	.090	.187
44-3545-25	25' wire conduit assembly — used with .035-.045 diameter wire	.067	.187
44-116-25	25' wire conduit assembly — used with .052-1/16" diameter wire	.078	.187
44-564-25	25' wire conduit assembly — used with 5/64" diameter wire	.102	.187



PROFAX NO.	DESCRIPTION	I.D.	O.D.
44TF-116-15	15' teflon conduit assembly — used with 1/16" aluminum wire	.095	.185



Platinum SP400HD 400 Amp Slim Line Heavy Duty MIG Gun



STANDARD FEATURES:

- Swivel Gooseneck
- Slim Line Handle
- Locking Trigger Optional
- Extra Flexible Cable



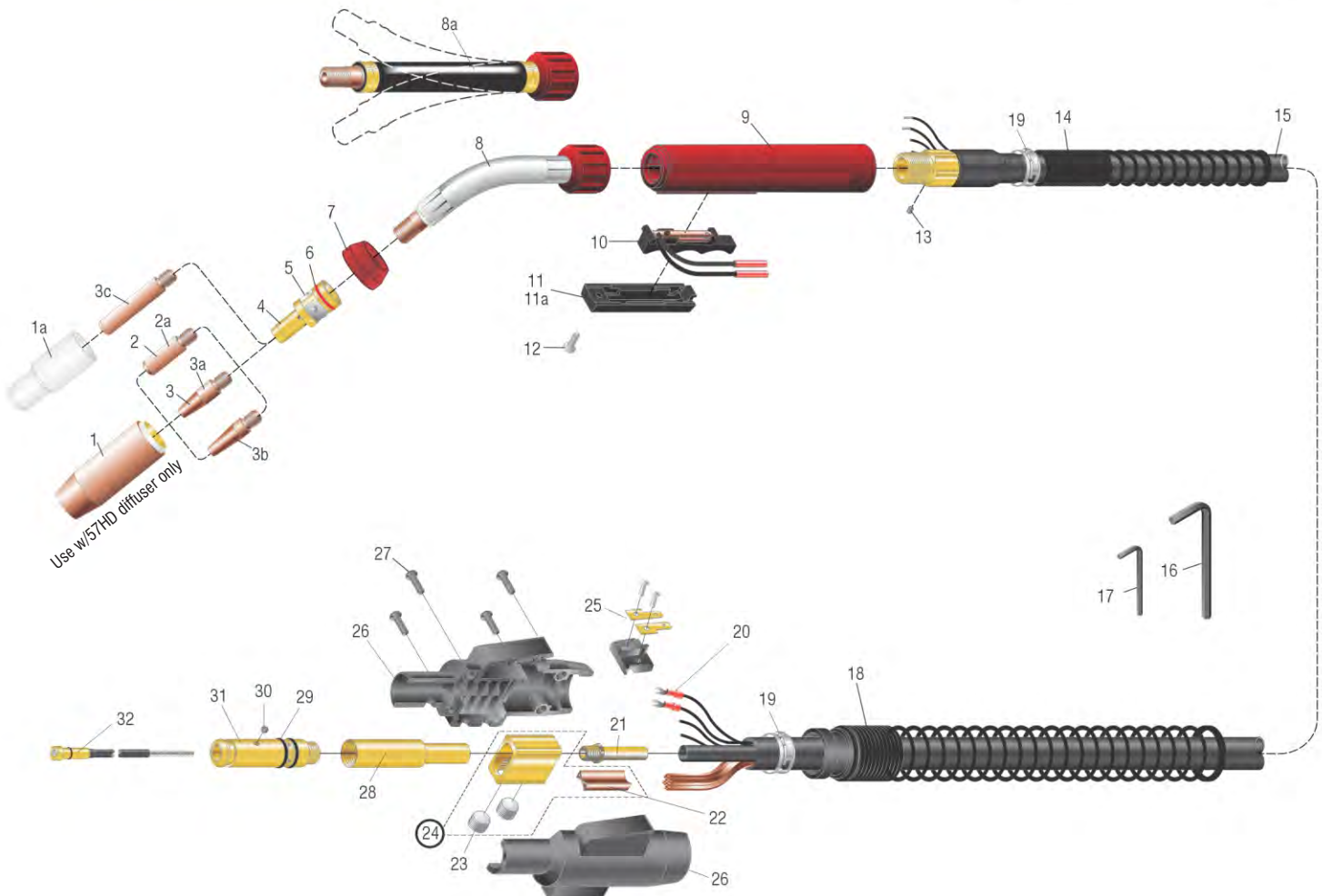
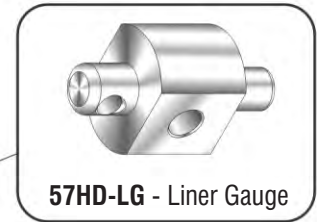
Platinum SP400HD
Slim Line MIG Gun

PROFAX NO.	LENGTH	WIRE SIZE	PROFAX NO.	LENGTH	WIRE SIZE	PROFAX NO.	LENGTH	WIRE SIZE	PROFAX NO.	LENGTH	WIRE SIZE
SP400HD-3545-10	10'	.035-.045	SP400HD-3545-12	12'	.035-.045	SP400HD-3545-15	15'	.035-.045	SP400HD-3545-20	20'	.035-.045
SP400HD-052-10	10'	.052	SP400HD-052-12	12'	.052	SP400HD-052-15	15'	.052	SP400HD-052-20	20'	.052
SP400HD-116-10	10'	1/16"	SP400HD-116-12	12'	1/16"	SP400HD-116-15	15'	1/16"	SP400HD-116-20	20'	1/16"
									SP400HD-3545-25	25'	.035-.045
									SP400HD-052-25	25'	.052
									SP400HD-116-25	25'	1/16"

TO ORDER DIRECT CONNECT MIG GUNS

- Standard** - All wire feeders that accept the "PROFAX" rear adapter. e.g. SP400HD-3545-10
- Lincoln® Direct** - Add an **LN** for the Lincoln "Old Style" 3/4" dia. rear adapter. e.g. SPLN400HD-3545-10
Add an **LP** for the Lincoln "New Style" 5/8" dia. rear adapter e.g. SPLP400HD-3545-10
- Miller® Direct** Add an **M**. e.g. SPM400HD-3545-10
- Euro-Quick** Add an **X**. e.g. SPX400HD-3545-10

SEE PAGES 84-85 for more details on direct connects
SEE PAGES 96-97 for list of adapter kits





Platinum SP400HD 400 Amp Slim Line Heavy Duty MIG Gun



NO.	PROFAX NO.	DESCRIPTION	NO.	PROFAX NO.	DESCRIPTION
1.	27S50	H.D. nozzle 1/2" (copper)	4.	FC57	Gas diffuser (standard)
	27S62	H.D. nozzle 5/8" (copper) (standard)	5.	240	Retaining ring
	27S75	H.D. nozzle 3/4" (copper)	6.	260	O-ring
	27S50GL	H.D. nozzle 1/2" (copper gas lens) (use 17ST series tips)	7.	17SW	Shock washer
	27S62GL	H.D. nozzle 5/8" (copper gas lens)	8.	60-30HD	30° Heavy duty gooseneck
	27S75GL	H.D. nozzle 3/4" (copper gas lens)		60-45HD	45° Heavy duty gooseneck
	27T38	Tapered nozzle 3/8" (brass) (use 17SLT series tips)		60-60HD	60° Heavy duty gooseneck (standard)
	27TC38	Tapered nozzle 3/8" (copper) (use 17SLT series tips)		60-180HD	180° Heavy duty gooseneck
	27TC38GL	Tapered nozzle 3/8" (copper gas lens) (use 17SLT series tips)	8a.	TFX-42HD	Flexible gooseneck for extreme heat - HD consumable
	27T50	Nozzle 1/2" bottle (copper)	9.	80SP	Handle (red)
	27T50HD	H.D. nozzle 1/2" bottle (copper)	10.	90T	Trigger w/leads (used on both standard & locking trigger)
	27K50	M.D. nozzle 1/2" (copper)	11.	91	Trigger housing w/screw (standard)
	27K62	M.D. nozzle 5/8" (copper)	11a	91L	Locking trigger housing w/screw
1a.	39	Insulator for use w/self-shielded flux core wire only	12.	199	Screw 8-32 x 1/2 inch
2.	17S-30	Contact tip .030.040	13.	WC-3	Front connector set screw
	17S-35	Contact tip .035 .044	14.	140-GSP	Support spring
	17S-40	Contact tip .040 .049	15.	SP410	10' replacement cable assembly
	17S-45	Contact tip .045 .054		SP412	12' replacement cable assembly
	17AS-364	Contact tip 3/64" aluminum .060		SP415	15' replacement cable assembly
	17S-52	Contact tip .052 .064		SP420	20' replacement cable assembly
	17S-116	Contact tip 1/16" .073		SP425	25' replacement cable assembly
	17AS-116	Contact tip 1/16" aluminum .078	16.	AL-300-25	7/32" hex wrench
	17S-564	Contact tip 5/64" .093	17.	44-25	5/64" hex wrench
2a.	16S-30	Contact tip .030 .040	18.	R185-S	Spring
	16S-35	Contact tip .035 .044	19.	134-14	Clamp - connector block (2 required)
	16S-40	Contact tip .040 .049	20.	244	Terminal
	16S-45	Contact tip .045 .054	21.	64N	Nipple
	16S-52	Contact tip .052 .064	22.	114	Separator
	16S-116	Contact tip 1/16" .073	23.	A-532-24	9/16"-18 ball point screws
	16S-564	Contact tip 5/64" .093	24.	104	Cable connector block assembly
3.	17ST-30	Contact tip .030 .040	25.	194	Connector tab assembly
	17ST-35	Contact tip .035 .044	26.	R185-H	Housing
	17ST-40	Contact tip .040 .049	27.	R185-SC	Screws for housing (4)
	17ST-45	Contact tip .045 .054	28.	R174-UA	Standard connector plug
	17ST-52	Contact tip .052 .064		R174-UAG	Connector plug w/gas hole
	17ST-116	Contact tip 1/16" .073	29.	224	O-ring
	17ST-564	Contact tip 5/64" .093	30.	44C	Set screw for conduit 8-32
3a.	16ST-30	Contact tip .030 .040	31.	R174-C	Connector, Century®
	16ST-35	Contact tip .035 .044		R174-E	Connector, Esab®
	16ST-40	Contact tip .040 .049		R174-H	Connector, Hobart®
	16ST-45	Contact tip .045 .054		R174-L	Connector, Lincoln®
	16ST-52	Contact tip .052 .064		R174-M	Connector, Miller®
	16ST-116	Contact tip 1/16" .073		R174-T	Connector, standard
	16ST-564	Contact tip 5/64" .093	32.	44-3545-15	15' wire conduit assembly .035-.045
3b.	17SLT-35	Contact tip .035 .044		44-116-15	15' wire conduit assembly .052-1/16"
	17SLT-40	Contact tip .040 .049		44-3545-25	25' wire conduit assembly .035-.045
	17SLT-45	Contact tip .045 .054		44-116-25	25' wire conduit assembly .052-1/16"
	17SLT-52	Contact tip .052 .064		44N-3545-15	15' nylon lined conduit assembly (aluminum).035-.047
	17SLT-116	Contact tip 1/16" .073		44N-116-15	15' nylon lined conduit assembly (aluminum) 1/16"
	17SLT-564	Contact tip 5/64" .093		44TF-116-15	15' teflon lined conduit assembly (aluminum) 1/16"
3c.	18S52	Contact tip .052 .064	33.	57HD-LG	Gauge for setting liner
	18S116	Contact tip 1/16" .073			
	18S68	Contact tip .068-.072 .086			
	18S564	Contact tip 5/64" .093			

Platinum SP400HD
Slim Line MIG Gun

Regulator/Flowmeter

SPECIFICATIONS:

- Brass body
- Preset @ 30 psi
- Flow meter range - 10-60 scfh
- Economical design



High Quality Multi-Purpose 8 Way MIG Plier

Plier is packaged on display card.




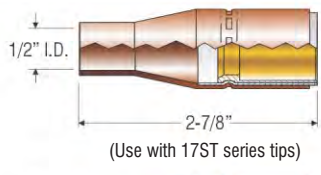

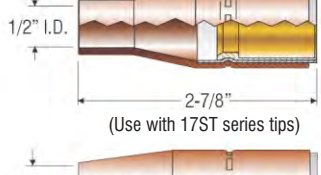

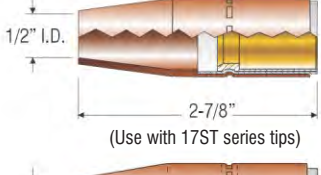

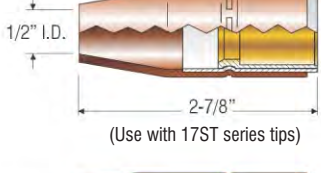

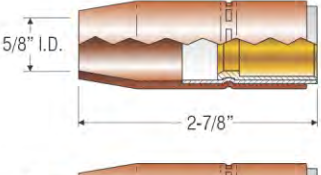
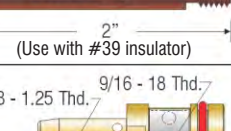
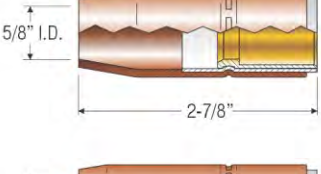
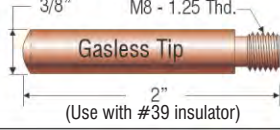
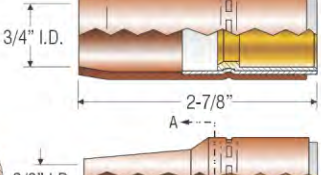
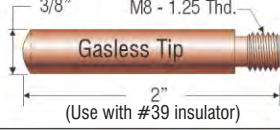
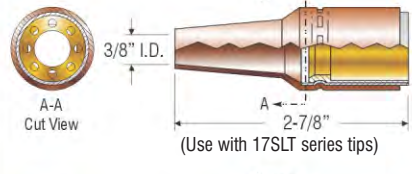
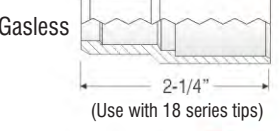
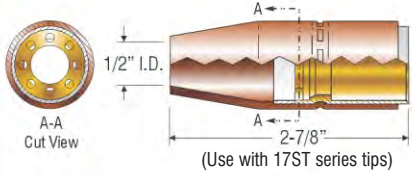
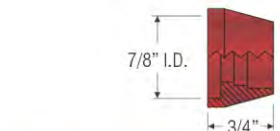
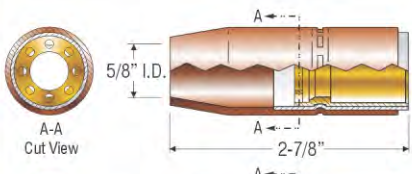
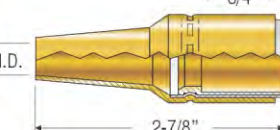
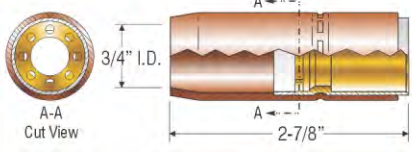
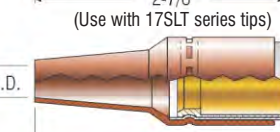
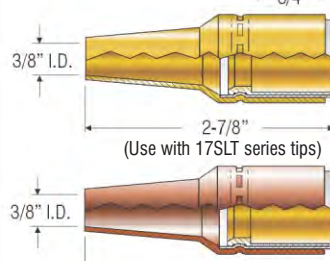
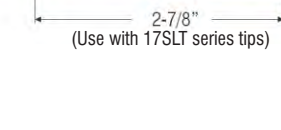
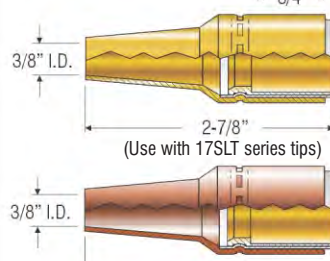
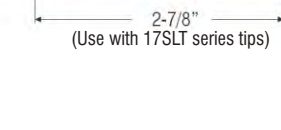
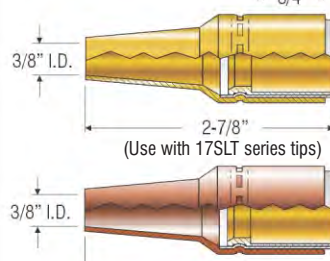
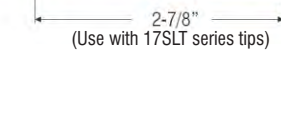
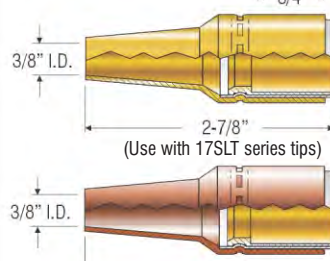
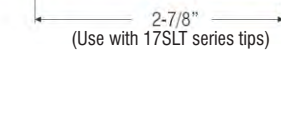
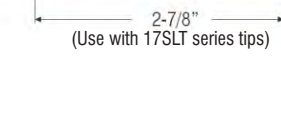
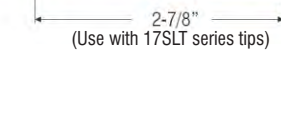
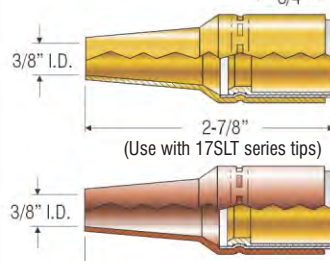
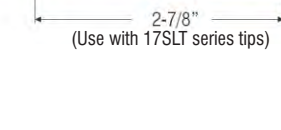
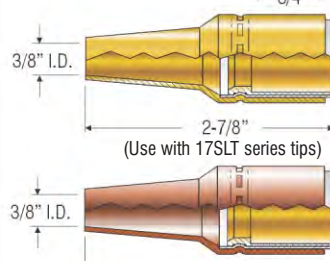
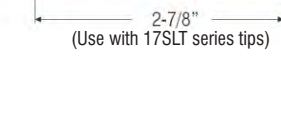
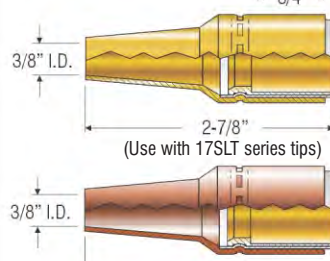
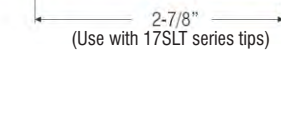
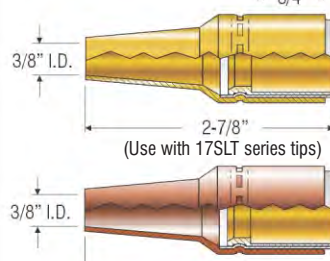
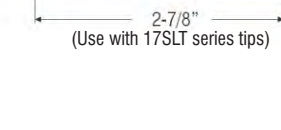
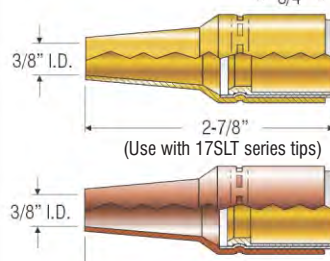
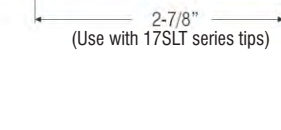
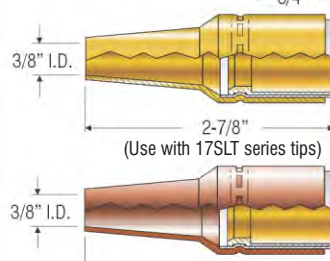
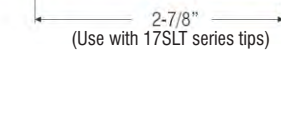
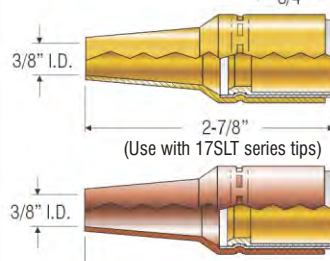
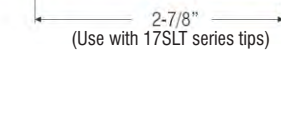
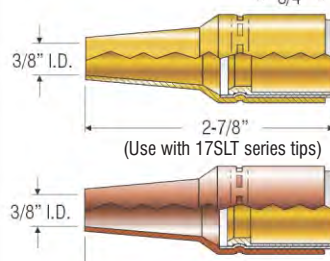
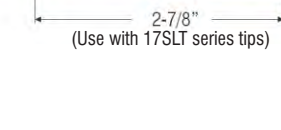
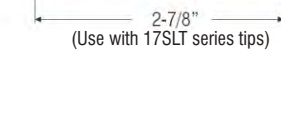
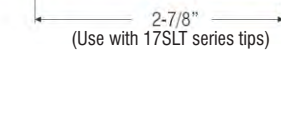
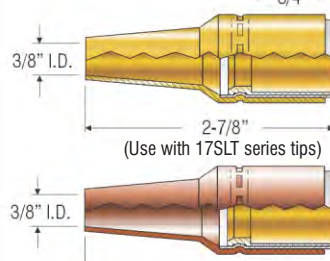
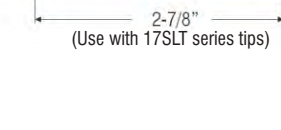
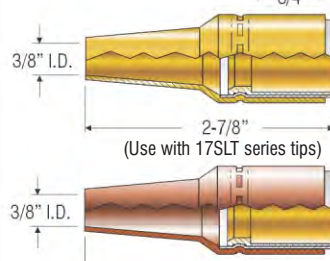
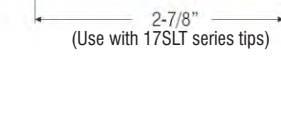
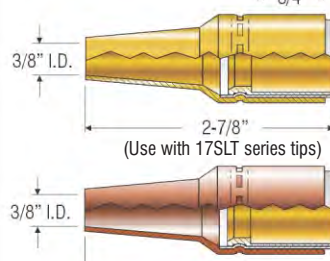
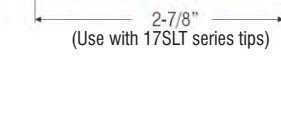
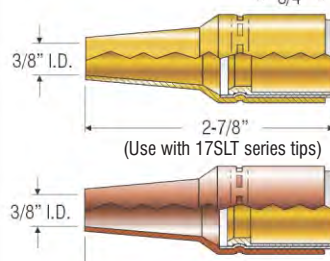
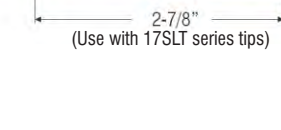
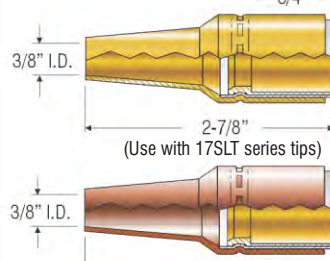
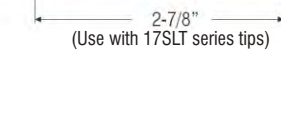
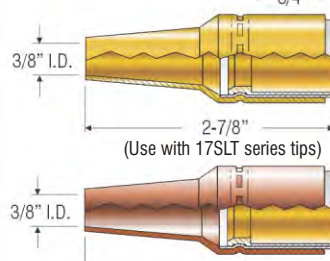
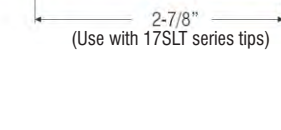
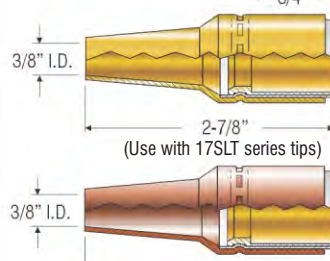
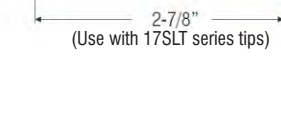
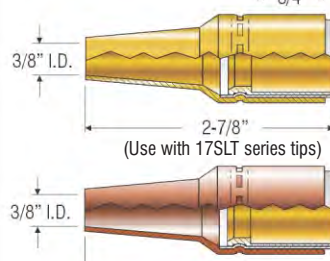
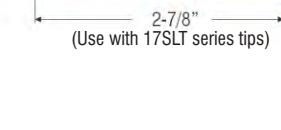
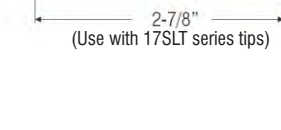
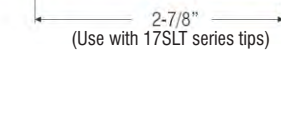
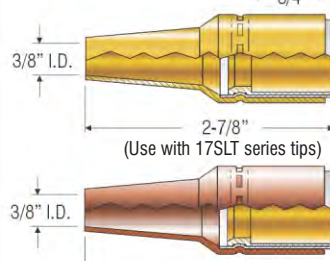
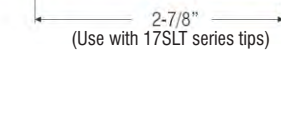
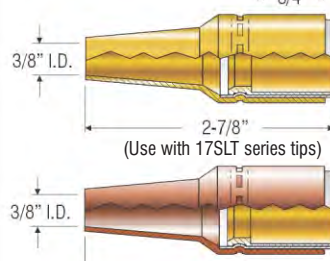
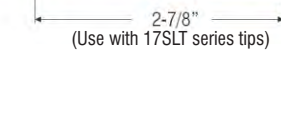
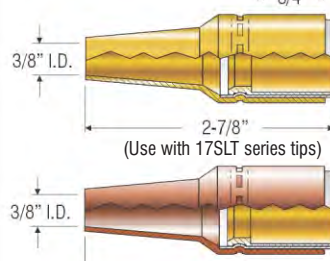
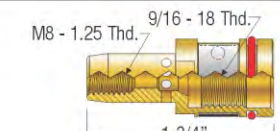
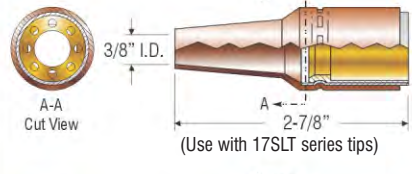
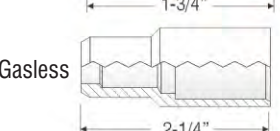
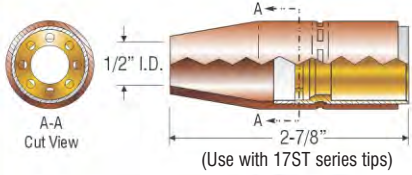
PROFAX NO.	GAS SERVICE	CGA INLET	PROFAX NO.	DESCRIPTION
RF1430-580	Argon & Argon/CO ₂ Mixes	580	8WMP	8 Way MIG Plier
RF1430-320	CO ₂	320		



Platinum SP400HD 400 Amp Slim Line Heavy Duty MIG Gun



Platinum SP400HD
Slim Line MIG Gun

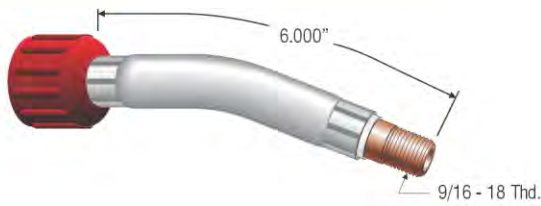
PROFAX NO.	DESCRIPTION	TIP I.D.		PROFAX NO.	DESCRIPTION															
17S-30	Contact tip .030	.040	<p style="text-align: center;">Recessed</p> <p style="text-align: center;">M8 - 1.25 Thd.</p>  <p style="text-align: center;">3/8" 1.350</p>	27T50	Nozzle 1/2"	 <p style="text-align: center;">1/2" I.D. 2-7/8"</p> <p style="text-align: center;">(Use with 17ST series tips)</p>														
17S-35	Contact tip .035	.044		<p style="text-align: center;">Recessed</p> <p style="text-align: center;">M8 - 1.25 Thd.</p>  <p style="text-align: center;">3/8" 1.350</p>	27T50HD	H.D. Nozzle 1/2"	 <p style="text-align: center;">1/2" I.D. 2-7/8"</p> <p style="text-align: center;">(Use with 17ST series tips)</p>													
17S-40	Contact tip .040	.049			<p style="text-align: center;">Recessed</p> <p style="text-align: center;">M8 - 1.25 Thd.</p>  <p style="text-align: center;">3/8" 1.350</p> <p style="text-align: center;">(Use with 27T38 nozzle)</p>	27K50	M.D. Nozzle 1/2"	 <p style="text-align: center;">1/2" I.D. 2-7/8"</p> <p style="text-align: center;">(Use with 17ST series tips)</p>												
17S-45	Contact tip .045	.054				<p style="text-align: center;">Flush</p> <p style="text-align: center;">M8 - 1.25 Thd.</p>  <p style="text-align: center;">3/8" 1-1/2"</p>	27S50	H.D. Nozzle 1/2"	 <p style="text-align: center;">1/2" I.D. 2-7/8"</p> <p style="text-align: center;">(Use with 17ST series tips)</p>											
17AS-364	Contact tip 3/64" aluminum	.060					<p style="text-align: center;">Flush</p> <p style="text-align: center;">M8 - 1.25 Thd.</p>  <p style="text-align: center;">3/8" 1-1/2"</p>	27K62	M.D. Nozzle 5/8"	 <p style="text-align: center;">5/8" I.D. 2-7/8"</p>										
17S-52	Contact tip .052	.064						<p style="text-align: center;">Flush</p> <p style="text-align: center;">M8 - 1.25 Thd.</p>  <p style="text-align: center;">3/8" 1-1/2"</p>	27S62	H.D. Nozzle 5/8"	 <p style="text-align: center;">5/8" I.D. 2-7/8"</p>									
17S-116	Contact tip 1/16"	.073							<p style="text-align: center;">Gasless Tip</p>  <p style="text-align: center;">3/8" M8 - 1.25 Thd. 2" 9/16 - 18 Thd.</p> <p style="text-align: center;">(Use with #39 insulator)</p>	27S75	H.D. Nozzle 3/4"	 <p style="text-align: center;">3/4" I.D. 2-7/8"</p>								
17S-116	Contact tip 1/16" aluminum	.078								<p style="text-align: center;">Gasless Tip</p>  <p style="text-align: center;">3/8" M8 - 1.25 Thd. 2" 9/16 - 18 Thd.</p> <p style="text-align: center;">(Use with #39 insulator)</p>	<p style="text-align: center;">27TC38GL</p> <p style="text-align: center;">Tapered Nozzle 3/8"</p>  <p style="text-align: center;">3/8" I.D. 2-7/8"</p> <p style="text-align: center;">A-A Cut View A</p> <p style="text-align: center;">(Use with 17SLT series tips)</p>									
17S-564	Contact tip 5/64"	.093										<p style="text-align: center;">Gasless</p>  <p style="text-align: center;">2-1/4"</p> <p style="text-align: center;">(Use with 18 series tips)</p>	<p style="text-align: center;">27S50GL</p> <p style="text-align: center;">H.D. Nozzle 1/2"</p>  <p style="text-align: center;">1/2" I.D. 2-7/8"</p> <p style="text-align: center;">A-A Cut View A</p> <p style="text-align: center;">(Use with 17ST series tips)</p>							
17ST-30	Contact tip .030	.040												<p style="text-align: center;">Gasless</p>  <p style="text-align: center;">7/8" I.D. 3/4"</p>	<p style="text-align: center;">27S62GL</p> <p style="text-align: center;">H.D. Nozzle 5/8"</p>  <p style="text-align: center;">5/8" I.D. 2-7/8"</p> <p style="text-align: center;">A-A Cut View A</p>					
17ST-35	Contact tip .035	.044	<p style="text-align: center;">Gasless</p>  <p style="text-align: center;">3/8" I.D. 2-7/8"</p> <p style="text-align: center;">(Use with 17SLT series tips)</p>													<p style="text-align: center;">27S75GL</p> <p style="text-align: center;">H.D. Nozzle 3/4"</p>  <p style="text-align: center;">3/4" I.D. 2-7/8"</p> <p style="text-align: center;">A-A Cut View A</p>				
17ST-40	Contact tip .040	.049		<p style="text-align: center;">Gasless</p>  <p style="text-align: center;">3/8" I.D. 2-7/8"</p> <p style="text-align: center;">(Use with 17SLT series tips)</p>													<p style="text-align: center;">27TC38</p> <p style="text-align: center;">Tapered nozzle 3/8"</p>  <p style="text-align: center;">3/8" I.D. 2-7/8"</p> <p style="text-align: center;">(Use with 17SLT series tips)</p>			
17ST-45	Contact tip .045	.054			<p style="text-align: center;">Gasless</p>  <p style="text-align: center;">3/8" I.D. 2-7/8"</p> <p style="text-align: center;">(Use with 17SLT series tips)</p>													<p style="text-align: center;">27TC38</p> <p style="text-align: center;">Tapered nozzle 3/8"</p>  <p style="text-align: center;">3/8" I.D. 2-7/8"</p> <p style="text-align: center;">(Use with 17SLT series tips)</p>		
17ST-52	Contact tip .052	.064				<p style="text-align: center;">Gasless</p>  <p style="text-align: center;">3/8" I.D. 2-7/8"</p> <p style="text-align: center;">(Use with 17SLT series tips)</p>													<p style="text-align: center;">27TC38</p> <p style="text-align: center;">Tapered nozzle 3/8"</p>  <p style="text-align: center;">3/8" I.D. 2-7/8"</p> <p style="text-align: center;">(Use with 17SLT series tips)</p>	
17ST-116	Contact tip 1/16"	.073					<p style="text-align: center;">Gasless</p>  <p style="text-align: center;">3/8" I.D. 2-7/8"</p> <p style="text-align: center;">(Use with 17SLT series tips)</p>													<p style="text-align: center;">27TC38</p> <p style="text-align: center;">Tapered nozzle 3/8"</p>  <p style="text-align: center;">3/8" I.D. 2-7/8"</p> <p style="text-align: center;">(Use with 17SLT series tips)</p>
17ST-564	Contact tip 5/64"	.093						<p style="text-align: center;">Gasless</p>  <p style="text-align: center;">3/8" I.D. 2-7/8"</p> <p style="text-align: center;">(Use with 17SLT series tips)</p>												
17SLT-35	Contact tip .035	.044							<p style="text-align: center;">Gasless</p>  <p style="text-align: center;">3/8" I.D. 2-7/8"</p> <p style="text-align: center;">(Use with 17SLT series tips)</p>											
17SLT-40	Contact tip .040	.049								<p style="text-align: center;">Gasless</p>  <p style="text-align: center;">3/8" I.D. 2-7/8"</p> <p style="text-align: center;">(Use with 17SLT series tips)</p>	<p style="text-align: center;">27TC38</p> <p style="text-align: center;">Tapered nozzle 3/8"</p>  <p style="text-align: center;">3/8" I.D. 2-7/8"</p> <p style="text-align: center;">(Use with 17SLT series tips)</p>									
17SLT-45	Contact tip .045	.054										<p style="text-align: center;">Gasless</p>  <p style="text-align: center;">3/8" I.D. 2-7/8"</p> <p style="text-align: center;">(Use with 17SLT series tips)</p>	<p style="text-align: center;">27TC38</p> <p style="text-align: center;">Tapered nozzle 3/8"</p>  <p style="text-align: center;">3/8" I.D. 2-7/8"</p> <p style="text-align: center;">(Use with 17SLT series tips)</p>							
17SLT-52	Contact tip .052	.064												<p style="text-align: center;">Gasless</p>  <p style="text-align: center;">3/8" I.D. 2-7/8"</p> <p style="text-align: center;">(Use with 17SLT series tips)</p>	<p style="text-align: center;">27TC38</p> <p style="text-align: center;">Tapered nozzle 3/8"</p>  <p style="text-align: center;">3/8" I.D. 2-7/8"</p> <p style="text-align: center;">(Use with 17SLT series tips)</p>					
17SLT-116	Contact tip 1/16"	.073	<p style="text-align: center;">Gasless</p>  <p style="text-align: center;">3/8" I.D. 2-7/8"</p> <p style="text-align: center;">(Use with 17SLT series tips)</p>													<p style="text-align: center;">27TC38</p> <p style="text-align: center;">Tapered nozzle 3/8"</p>  <p style="text-align: center;">3/8" I.D. 2-7/8"</p> <p style="text-align: center;">(Use with 17SLT series tips)</p>				
17SLT-564	Contact tip 5/64"	.093		<p style="text-align: center;">Gasless</p>  <p style="text-align: center;">3/8" I.D. 2-7/8"</p> <p style="text-align: center;">(Use with 17SLT series tips)</p>													<p style="text-align: center;">27TC38</p> <p style="text-align: center;">Tapered nozzle 3/8"</p>  <p style="text-align: center;">3/8" I.D. 2-7/8"</p> <p style="text-align: center;">(Use with 17SLT series tips)</p>			
16S-30	Contact tip .030	.040			<p style="text-align: center;">Gasless</p>  <p style="text-align: center;">3/8" I.D. 2-7/8"</p> <p style="text-align: center;">(Use with 17SLT series tips)</p>													<p style="text-align: center;">27TC38</p> <p style="text-align: center;">Tapered nozzle 3/8"</p>  <p style="text-align: center;">3/8" I.D. 2-7/8"</p> <p style="text-align: center;">(Use with 17SLT series tips)</p>		
16S-35	Contact tip .035	.044				<p style="text-align: center;">Gasless</p>  <p style="text-align: center;">3/8" I.D. 2-7/8"</p> <p style="text-align: center;">(Use with 17SLT series tips)</p>													<p style="text-align: center;">27TC38</p> <p style="text-align: center;">Tapered nozzle 3/8"</p>  <p style="text-align: center;">3/8" I.D. 2-7/8"</p> <p style="text-align: center;">(Use with 17SLT series tips)</p>	
16S-40	Contact tip .040	.049					<p style="text-align: center;">Gasless</p>  <p style="text-align: center;">3/8" I.D. 2-7/8"</p> <p style="text-align: center;">(Use with 17SLT series tips)</p>													<p style="text-align: center;">27TC38</p> <p style="text-align: center;">Tapered nozzle 3/8"</p>  <p style="text-align: center;">3/8" I.D. 2-7/8"</p> <p style="text-align: center;">(Use with 17SLT series tips)</p>
16S-45	Contact tip .045	.054						<p style="text-align: center;">Gasless</p>  <p style="text-align: center;">3/8" I.D. 2-7/8"</p> <p style="text-align: center;">(Use with 17SLT series tips)</p>												
16S-52	Contact tip .052	.064							<p style="text-align: center;">Gasless</p>  <p style="text-align: center;">3/8" I.D. 2-7/8"</p> <p style="text-align: center;">(Use with 17SLT series tips)</p>											
16S-116	Contact tip 1/16"	.073								<p style="text-align: center;">Gasless</p>  <p style="text-align: center;">3/8" I.D. 2-7/8"</p> <p style="text-align: center;">(Use with 17SLT series tips)</p>	<p style="text-align: center;">27TC38</p> <p style="text-align: center;">Tapered nozzle 3/8"</p>  <p style="text-align: center;">3/8" I.D. 2-7/8"</p> <p style="text-align: center;">(Use with 17SLT series tips)</p>									
16S-564	Contact tip 5/64"	.093										<p style="text-align: center;">Gasless</p>  <p style="text-align: center;">3/8" I.D. 2-7/8"</p> <p style="text-align: center;">(Use with 17SLT series tips)</p>	<p style="text-align: center;">27TC38</p> <p style="text-align: center;">Tapered nozzle 3/8"</p>  <p style="text-align: center;">3/8" I.D. 2-7/8"</p> <p style="text-align: center;">(Use with 17SLT series tips)</p>							
16ST-30	Contact tip .030	.040												<p style="text-align: center;">Gasless</p>  <p style="text-align: center;">3/8" I.D. 2-7/8"</p> <p style="text-align: center;">(Use with 17SLT series tips)</p>	<p style="text-align: center;">27TC38</p> <p style="text-align: center;">Tapered nozzle 3/8"</p>  <p style="text-align: center;">3/8" I.D. 2-7/8"</p> <p style="text-align: center;">(Use with 17SLT series tips)</p>					
16ST-35	Contact tip .035	.044	<p style="text-align: center;">Gasless</p>  <p style="text-align: center;">3/8" I.D. 2-7/8"</p> <p style="text-align: center;">(Use with 17SLT series tips)</p>													<p style="text-align: center;">27TC38</p> <p style="text-align: center;">Tapered nozzle 3/8"</p>  <p style="text-align: center;">3/8" I.D. 2-7/8"</p> <p style="text-align: center;">(Use with 17SLT series tips)</p>				
16ST-40	Contact tip .040	.049		<p style="text-align: center;">Gasless</p>  <p style="text-align: center;">3/8" I.D. 2-7/8"</p> <p style="text-align: center;">(Use with 17SLT series tips)</p>													<p style="text-align: center;">27TC38</p> <p style="text-align: center;">Tapered nozzle 3/8"</p>  <p style="text-align: center;">3/8" I.D. 2-7/8"</p> <p style="text-align: center;">(Use with 17SLT series tips)</p>			
16ST-45	Contact tip .045	.054			<p style="text-align: center;">Gasless</p>  <p style="text-align: center;">3/8" I.D. 2-7/8"</p> <p style="text-align: center;">(Use with 17SLT series tips)</p>													<p style="text-align: center;">27TC38</p> <p style="text-align: center;">Tapered nozzle 3/8"</p>  <p style="text-align: center;">3/8" I.D. 2-7/8"</p> <p style="text-align: center;">(Use with 17SLT series tips)</p>		
16ST-52	Contact tip .052	.064				<p style="text-align: center;">Gasless</p>  <p style="text-align: center;">3/8" I.D. 2-7/8"</p> <p style="text-align: center;">(Use with 17SLT series tips)</p>													<p style="text-align: center;">27TC38</p> <p style="text-align: center;">Tapered nozzle 3/8"</p>  <p style="text-align: center;">3/8" I.D. 2-7/8"</p> <p style="text-align: center;">(Use with 17SLT series tips)</p>	
16ST-116	Contact tip 1/16"	.073					<p style="text-align: center;">Gasless</p>  <p style="text-align: center;">3/8" I.D. 2-7/8"</p> <p style="text-align: center;">(Use with 17SLT series tips)</p>													<p style="text-align: center;">27TC38</p> <p style="text-align: center;">Tapered nozzle 3/8"</p>  <p style="text-align: center;">3/8" I.D. 2-7/8"</p> <p style="text-align: center;">(Use with 17SLT series tips)</p>
16ST-564	Contact tip 5/64"	.093						<p style="text-align: center;">Gasless</p>  <p style="text-align: center;">3/8" I.D. 2-7/8"</p> <p style="text-align: center;">(Use with 17SLT series tips)</p>												
18S52	Contact tip .052	.064							<p style="text-align: center;">Gasless</p>  <p style="text-align: center;">3/8" I.D. 2-7/8"</p> <p style="text-align: center;">(Use with 17SLT series tips)</p>											
18S116	Contact tip 1/16"	.073								<p style="text-align: center;">Gasless</p>  <p style="text-align: center;">3/8" I.D. 2-7/8"</p> <p style="text-align: center;">(Use with 17SLT series tips)</p>	<p style="text-align: center;">27TC38</p> <p style="text-align: center;">Tapered nozzle 3/8"</p>  <p style="text-align: center;">3/8" I.D. 2-7/8"</p> <p style="text-align: center;">(Use with 17SLT series tips)</p>									
18S68	Contact tip .068-.072	.086										<p style="text-align: center;">Gasless</p>  <p style="text-align: center;">3/8" I.D. 2-7/8"</p> <p style="text-align: center;">(Use with 17SLT series tips)</p>	<p style="text-align: center;">27TC38</p> <p style="text-align: center;">Tapered nozzle 3/8"</p>  <p style="text-align: center;">3/8" I.D. 2-7/8"</p> <p style="text-align: center;">(Use with 17SLT series tips)</p>							
18S564	Contact tip 5/64"	.093												<p style="text-align: center;">Gasless</p>  <p style="text-align: center;">3/8" I.D. 2-7/8"</p> <p style="text-align: center;">(Use with 17SLT series tips)</p>	<p style="text-align: center;">27TC38</p> <p style="text-align: center;">Tapered nozzle 3/8"</p>  <p style="text-align: center;">3/8" I.D. 2-7/8"</p> <p style="text-align: center;">(Use with 17SLT series tips)</p>					
FC57	Diffuser		<p style="text-align: center;">Gasless</p>  <p style="text-align: center;">M8 - 1.25 Thd. 9/16 - 18 Thd. 1-3/4"</p>													<p style="text-align: center;">27TC38GL</p> <p style="text-align: center;">Tapered Nozzle 3/8"</p>  <p style="text-align: center;">3/8" I.D. 2-7/8"</p> <p style="text-align: center;">A-A Cut View A</p> <p style="text-align: center;">(Use with 17SLT series tips)</p>				
39	Insulator/Thread Protector			<p style="text-align: center;">Gasless</p>  <p style="text-align: center;">2-1/4"</p> <p style="text-align: center;">(Use with 18 series tips)</p>													<p style="text-align: center;">27S50GL</p> <p style="text-align: center;">H.D. Nozzle 1/2"</p>  <p style="text-align: center;">1/2" I.D. 2-7/8"</p> <p style="text-align: center;">A-A Cut View A</p> <p style="text-align: center;">(Use with 17ST series tips)</p>			
17SW	H.D. Shock washer				<p style="text-align: center;">Gasless</</p>															



Platinum SP400HD 400 Amp Slim Line Heavy Duty MIG Gun



Platinum SP400HD
Slim Line MIG Gun

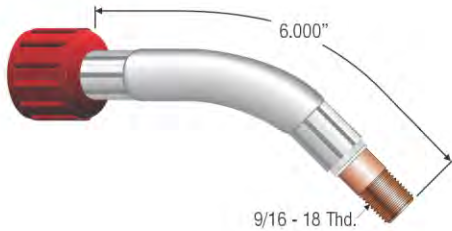


PROFAX NO.	DESCRIPTION
60-30HD	30° swivel gooseneck



PROFAX NO.	DESCRIPTION
60-45HD	45° swivel gooseneck

STANDARD

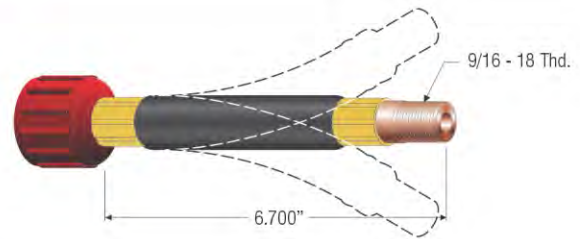


PROFAX NO.	DESCRIPTION
60-60HD	60° swivel gooseneck

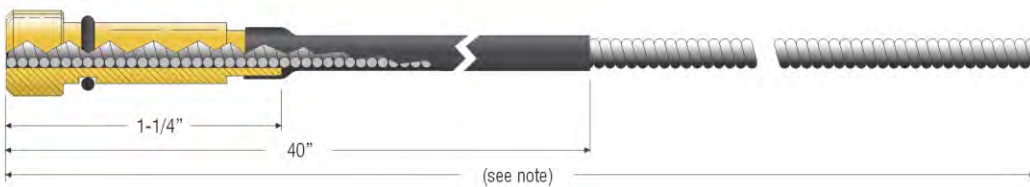


PROFAX NO.	DESCRIPTION
60-180HD	180° gooseneck

PROFAX NO.	DESCRIPTION
TFX-42HD	PROFAX swivel flexible barrel for extreme heat




PROFAX NO.	DESCRIPTION	FOR SPECIAL APPLICATIONS THESE TFX-42HD'S ARE AVAILABLE ON REQUEST.
TFX42HD-12SP	PROFAX flexible barrel 16 3/4" over all length	
TFX42HD-18SP	PROFAX flexible barrel 22 3/4" over all length	
TFX42HD-24SP	PROFAX flexible barrel 28 3/4" over all length	



Note: 15' wire conduit assembly (16' - 0" o.a.l.)
25' wire conduit assembly (26' - 0" o.a.l.)

PROFAX NO.	DESCRIPTION	I.D.	O.D.
44-3545-15	15' wire conduit assembly — used with .035-.045 diameter wire	.067	.187
44-116-15	15' wire conduit assembly — used with .052-1/16" diameter wire	.078	.187
44-564-15	15' wire conduit assembly — used with 5/64" diameter wire	.102	.187
44N-3545-15	15' wire conduit assembly — used with .035-3/64" diameter aluminum wire	.064	.187
44N-116-15	15' wire conduit assembly — used with 1/16" diameter aluminum wire	.090	.187
44-3545-25	25' wire conduit assembly — used with .035-.045 diameter wire	.067	.187
44-116-25	25' wire conduit assembly — used with .052-1/16" diameter wire	.078	.187
44-564-25	25' wire conduit assembly — used with 5/64" diameter wire	.102	.187



PROFAX NO.	DESCRIPTION	I.D.	O.D.
44TF-116-15	15' teflon conduit assembly — used with 1/16" aluminum wire	.095	.185



Platinum "Choice" FC450 Amp MIG Gun



FEATURES:

- Slim ergonomic handle
- Large integral cooling slots
- Gooseneck can rotate a full 360 degree
- Set screw for liner is located on side of handle for protection from spatter
- Heavy duty contact tips for longer life
- Heavy duty gas diffuser
- Heavy duty slip-on nozzle
- Available up to 5/64" wire size

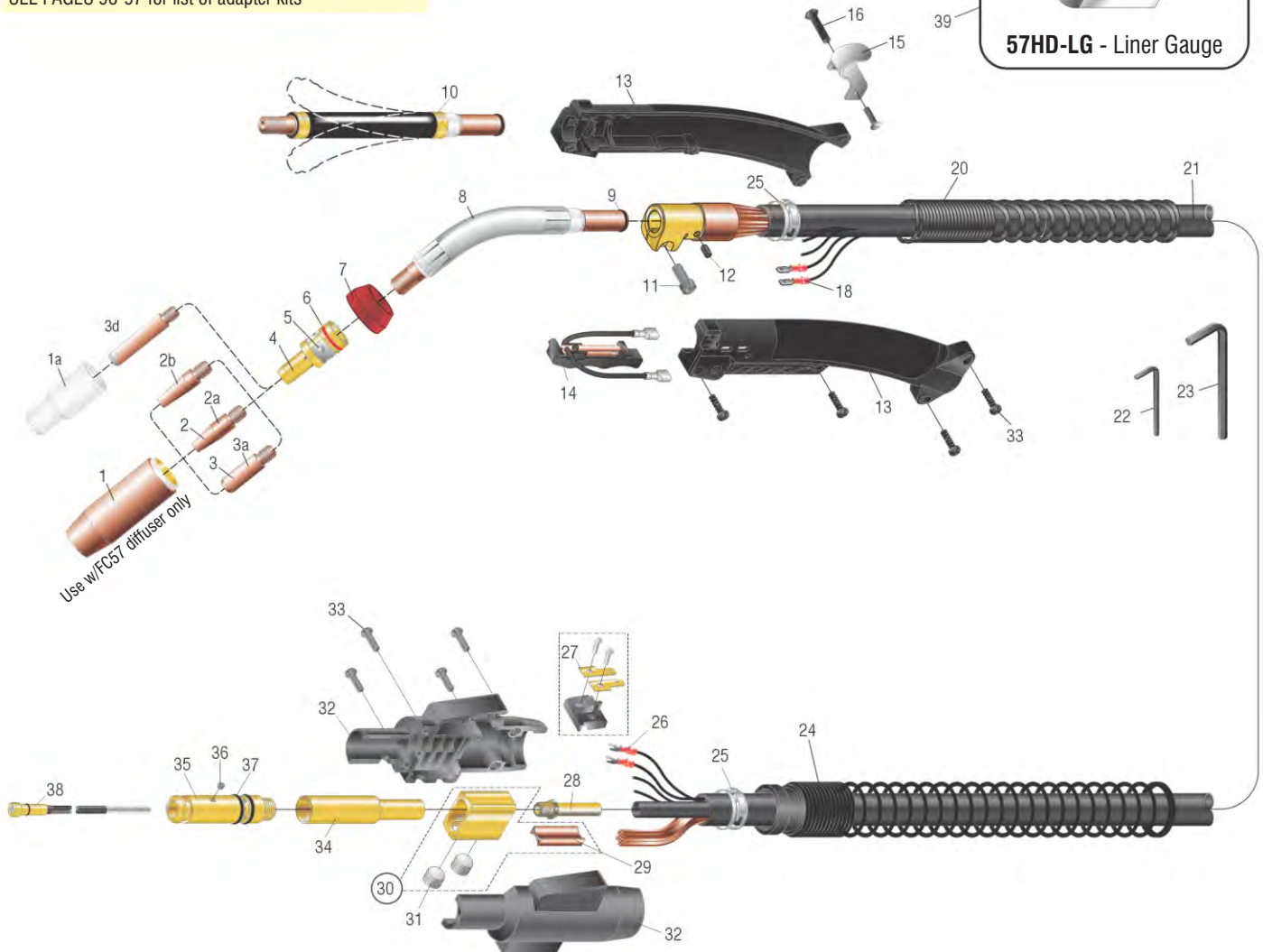

Platinum "Choice" FC450 MIG Gun

PROFAX NO.	LENGTH	WIRE SIZE	PROFAX NO.	LENGTH	WIRE SIZE	PROFAX NO.	LENGTH	WIRE SIZE	PROFAX NO.	LENGTH	WIRE SIZE
FC450-3545-10	10'	.035-.045	FC450-3545-12	12'	.035-.045	FC450-3545-15	15'	.035-.045	FC450-3545-20	20'	.035-.045
FC450-052-10	10'	.052	FC450-052-12	12'	.052	FC450-052-15	15'	.052	FC450-052-20	20'	.052
FC450-116-10	10'	1/16"	FC450-116-12	12'	1/16"	FC450-116-15	15'	1/16"	FC450-116-20	20'	1/16"
									FC450-3545-25	25'	.035-.045
									FC450-052-25	25'	.052
									FC450-116-25	25'	1/16"

TO ORDER DIRECT CONNECT MIG GUNS

- Standard -** All wire feeders that accept the "PROFAX" rear adapter. e.g. FC450-3545-10
- Lincoln® Direct -** Add an LN for the Lincoln "Old Style" 3/4" dia. rear adapter. e.g. FCLN450-3545-10
Add an LP for the Lincoln "New Style" 5/8" dia. rear adapter e.g. FCLP450-3545-10
- Miller® Direct** Add an M. e.g. FCM450-3545-10
- Euro-Quick** Add an X. e.g. FCX450-3545-10

SEE PAGES 84-85 for more details on direct connects
SEE PAGES 96-97 for list of adapter kits





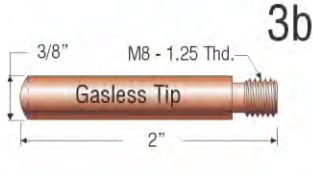
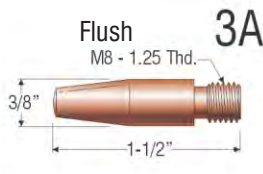
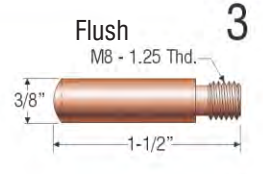

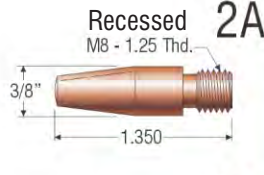

Platinum "Choice" FC450 Amp MIG Gun Parts List



NO.	PROFAX	DESCRIPTION	NO.	PROFAX	DESCRIPTION
1.	27S50	H.D. nozzle 1/2" (copper)	20.	89-S	Support spring
	27S62	H.D. nozzle 5/8" (copper) (standard)	21.	FC-510	10' cable assembly
	27S75	H.D. nozzle 3/4" (copper)		FC-512	12' cable assembly
	27S50GL	H.D. nozzle 1/2" (copper gas lens)		FC-515	15' cable assembly
	27S62GL	H.D. nozzle 5/8" (copper gas lens)		FC-520	20' cable assembly
	27S75GL	H.D. nozzle 3/4" (copper gas lens)		FC-525	25' cable assembly
	27T38	Tapered nozzle 3/8" (brass)(Use 17SLT series tip)	22.	44-25	5/64" hex wrench
	27TC38	Tapered nozzle 3/8" (copper)(Use 17SLT series tip)	23.	AL187	3/16" hex wrench
	27T50	Nozzle 1/2" bottle (copper)	24.	R185-S	Spring
	27T50HD	H.D. nozzle 1/2" (copper)	25.	135-14	Clamp (2)
	27K50	M.D. nozzle 1/2" (copper)	26.	244	Terminal
	27K62	M.D. nozzle 5/8" (copper)	27.	194	Connector tab assembly
1a.	39	Insulator for use w/self-shielded flux core wire only	28.	64N	Nipple
2.	17ST	See Chart	29.	114	Separator
2a.	16ST	See Chart	30.	104	Cable connector block assembly
2b.	17SLT	See Chart (Used with 27T38)	31.	A-532-24	9/16" ball point screws
3.	17S	See Chart (standard)	32.	R185-H	Housing w/screws
3a.	16S	See Chart	33.	R185-SC	Screws for housing (4)
3b.	18S	See chart	34.	R174-UA	Standard connector plug w/64N
4.	FC57	Gas diffuser		R174-UAG	Connector plug w/gas hole w/64N
5.	240	Retaining ring	35.	R174-E	Connector, Esab®(L-Tec®)
6.	260	O-ring		R174-H	Connector, Hobart®
7.	17SW	H.D. shock washer		R174-L	Connector, Lincoln®
8.	67FC30HD	Gooseneck 30°		R174-LP	Connector, Lincoln Panasonic®
	67FC45HD	Gooseneck 45° (standard)		R174-M	Connector, Miller®
	67FC60HD	Gooseneck 60°		R174-T	Connector, (standard)
	67FC180HD	Gooseneck 180°	36.	44C	Set screw 8-32 x 1/4"
9.	S70011	O-ring	37.	224	O-ring
10.	TFX-67FC	Flexible barrel	38.	44-3545-15	15' wire conduit assembly .035-.045
11.	46C	Socket head cap screw		44-116-15	15' wire conduit assembly 1/16"
12.	45C	Set screw 8-32 x 1/4		44-3545-25	25' wire conduit assembly .035-.045
13.	89	Handle w/screws		44-116-25	25' wire conduit assembly .052-1/16"
14.	97T	Trigger		44N-3545-15	15' nylon lined conduit assembly (aluminum) .035-.047
15.	154FC	Hanger bracket		44N-116-15	15' nylon lined conduit assembly (aluminum) 1/16"
16.	122FM-SET	Post and Screw		44TF-116-15	15' teflon lined conduit assembly (aluminum) 1/16"
18.	40MQ	Male quick connect	39.	57HD-LG	Gauge for setting liner

FC450 Amp MIG Gun Parts List

PROFAX NO.	DESCRIPTION	TIP I.D.	PROFAX NO.	DESCRIPTION	TIP I.D.
17S-30	Contact tip .030	.040	16S-30	Contact tip .030	.040
17S-35	Contact tip .035	.044	16S-35	Contact tip .035	.044
17S-40	Contact tip .040	.049	16S-40	Contact tip .040	.049
17S-45	Contact tip .045	.054	16S-45	Contact tip .045	.054
17AS-364	Contact tip 3/64" aluminum	.060	16S-52	Contact tip .052	.064
17S-52	Contact tip .052	.064	16S-116	Contact tip 1/16"	.073
17S-116	Contact tip 1/16"	.073	16S-564	Contact tip 5/64"	.093
17AS-116	Contact tip 1/16" aluminum	.078	16ST-30	Contact tip .030	.040
17S-564	Contact tip 5/64"	.093	16ST-35	Contact tip .035	.044
17ST-30	Contact tip .030	.040	16ST-40	Contact tip .040	.049
17ST-35	Contact tip .035	.044	16ST-45	Contact tip .045	.054
17ST-40	Contact tip .040	.049	16ST-52	Contact tip .052	.064
17ST-45	Contact tip .045	.054	16ST-116	Contact tip 1/16"	.073
17ST-52	Contact tip .052	.064	16ST-564	Contact tip 5/64"	.093
17ST-116	Contact tip 1/16"	.073			
17ST-564	Contact tip 5/64"	.093			
17SLT-35	Contact tip .035	.044	18S52	Contact tip .052	.064
17SLT-40	Contact tip .040	.049	18S116	Contact tip 1/16"	.073
17SLT-45	Contact tip .045	.054	18S564	Contact tip 5/64"	.093
17SLT-52	Contact tip .052	.064			
17SLT-116	Contact tip 1/16"	.073			
17SLT-564	Contact tip 5/64"	.093			



*Prevents seizing when used on contact tip, nozzle & gas diffuser threads.



PROFAX NO.	DESCRIPTION
JL-4	Copper coat anti-seize lubricant - 4 oz.
JL-8	Copper coat anti-seize lubricant - 8 oz.
JL-16	Copper coat anti-seize lubricant - 16 oz.

CO2 Heated Regulator/FlowGauge

- SPECIFICATIONS:**
- 120V AC/190 watt
 - 0 - 125 CFH flow-rate

High volume CO₂ Regulator FlowGauge w/built in heater.

- Prevents regulator freeze-up
- Extends regulator/FlowGauge life
- Eliminates Porosity in welds due to loss of gas coverage



Also Available in 240V 50/60hz.

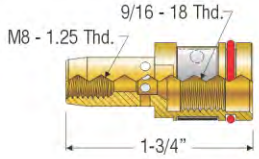
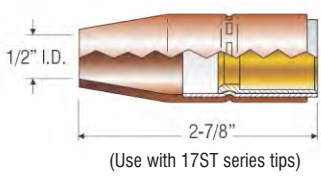
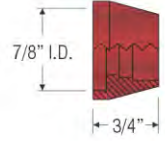
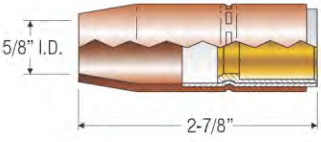
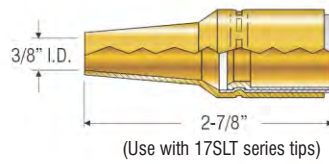
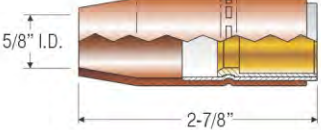
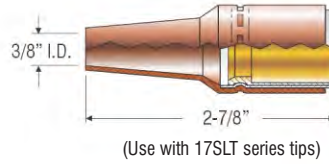
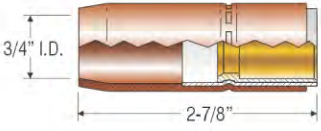
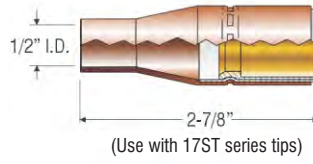
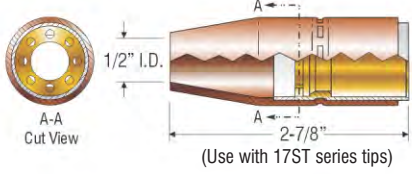
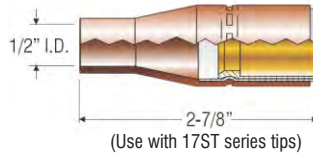
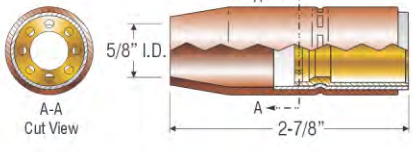
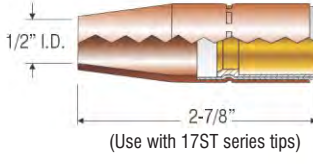
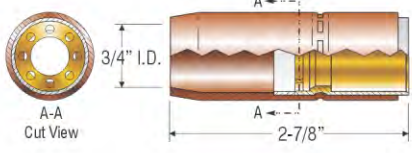
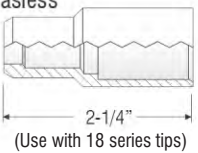
PROFAX NO.	GAS SERVICE	CGA INLET
RFG-320-H	CO ₂	320



Platinum "Choice" FC450 Amp MIG Gun



Platinum "Choice" FC450 MIG Gun

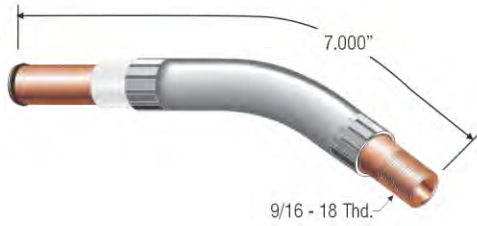
PROFAX NO.	DESCRIPTION	PROFAX NO.	DESCRIPTION
FC57	Diffuser 	27S50	H.D. Nozzle 1/2" 
17SW	H.D. shock washer 	27K62	M.D. Nozzle 5/8" 
27T38	Tapered nozzle 3/8" 	27S62	H.D. Nozzle 5/8" 
27TC38	Tapered nozzle 3/8" 	27S75	H.D. Nozzle 3/4" 
27T50	Nozzle 1/2" 	27S50GL	H.D. Nozzle 1/2" Gas Lens 
27T50HD	H.D. Nozzle 1/2" 	27S62GL	H.D. Nozzle 5/8" Gas Lens 
27K50	M.D. Nozzle 1/2" 	27S75GL	H.D. Nozzle 3/4" Gas Lens 
		39	Insulator/Thread Protector 



Platinum "Choice" FC450 Amp MIG Gun



Platinum "Choice" FC450 MIG Gun



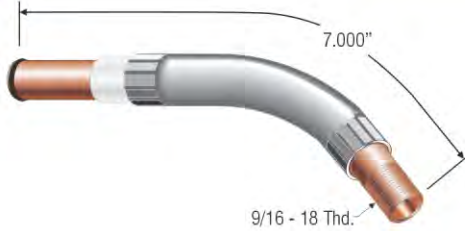
PROFAX NO.	DESCRIPTION	LENGTH
67FC30HD	Gooseneck 30°	5.6"
67FC30HDL	Gooseneck 30°	7.8"

Also available in 12", 18", and 24"



PROFAX NO.	DESCRIPTION	LENGTH
67FC60HD	Gooseneck 60°	5.6"
67FC60HDL	Gooseneck 60°	7.8"

Also available in 12", 18", and 24"



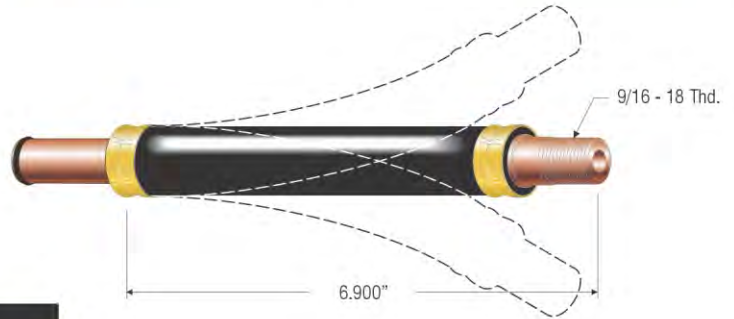
PROFAX NO.	DESCRIPTION	LENGTH
67FC45HD	Gooseneck 45° (standard)	5.6"
67FC45HDL	Gooseneck 45°	7.8"

Also available in 12", 18", and 24"



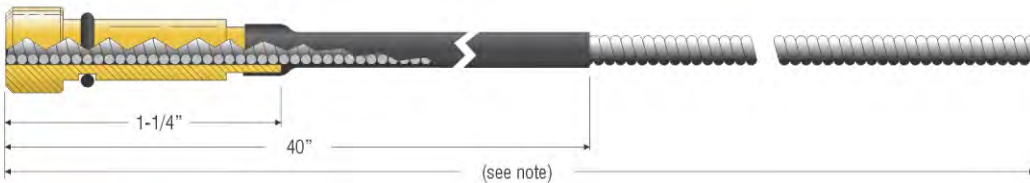
PROFAX NO.	DESCRIPTION	LENGTH
67FC180HD	Gooseneck 180°	5.6"
67FC180HDL	Gooseneck 180°	7.8"

Also available in 12", 18", and 24"



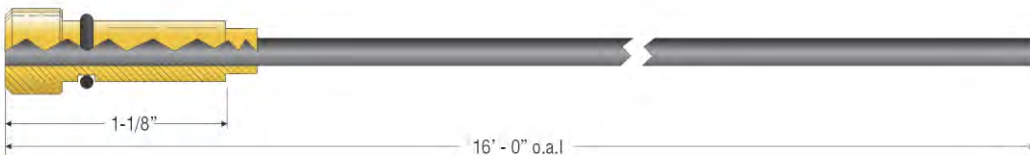
PROFAX NO.	DESCRIPTION
TFX-67FC	PROFAX flexible barrel 400 amp fc gun

PROFAX NO.	DESCRIPTION	FOR SPECIAL APPLICATIONS THESE TFX-67FC'S ARE AVAILABLE ON REQUEST.
TFX67FC-12SP	PROFAX flexible barrel 16 3/4" over all length	
TFX67FC-18SP	PROFAX flexible barrel 22 3/4" over all length	
TFX67FC-24SP	PROFAX flexible barrel 28 3/4" over all length	



Note: 15' wire conduit assembly (16' - 3" o.a.l.)
25' wire conduit assembly (26' - 6" o.a.l.)

PROFAX NO.	DESCRIPTION	I.D.	O.D.
44-3545-15	15' wire conduit assembly — used with .035-.045 diameter wire	.067	.187
44-116-15	15' wire conduit assembly — used with .052-1/16" diameter wire	.078	.187
44N-3545-15	15' wire conduit assembly — used with .035-3/64" diameter aluminum wire	.064	.187
44N-116-15	15' wire conduit assembly — used with 1/16" diameter aluminum wire	.090	.187
44-3545-25	25' wire conduit assembly — used with .035-.045 diameter wire	.067	.187
44-116-25	25' wire conduit assembly — used with .052-1/16" diameter wire	.078	.187




PROFAX NO.	DESCRIPTION	I.D.	O.D.
44TF-116-15	15' teflon conduit assembly — used with 1/16" aluminum wire	.095	.185



Platinum 450 Amp Heavy Duty



450 Amp H.D. MIG Gun



STANDARD FEATURES:

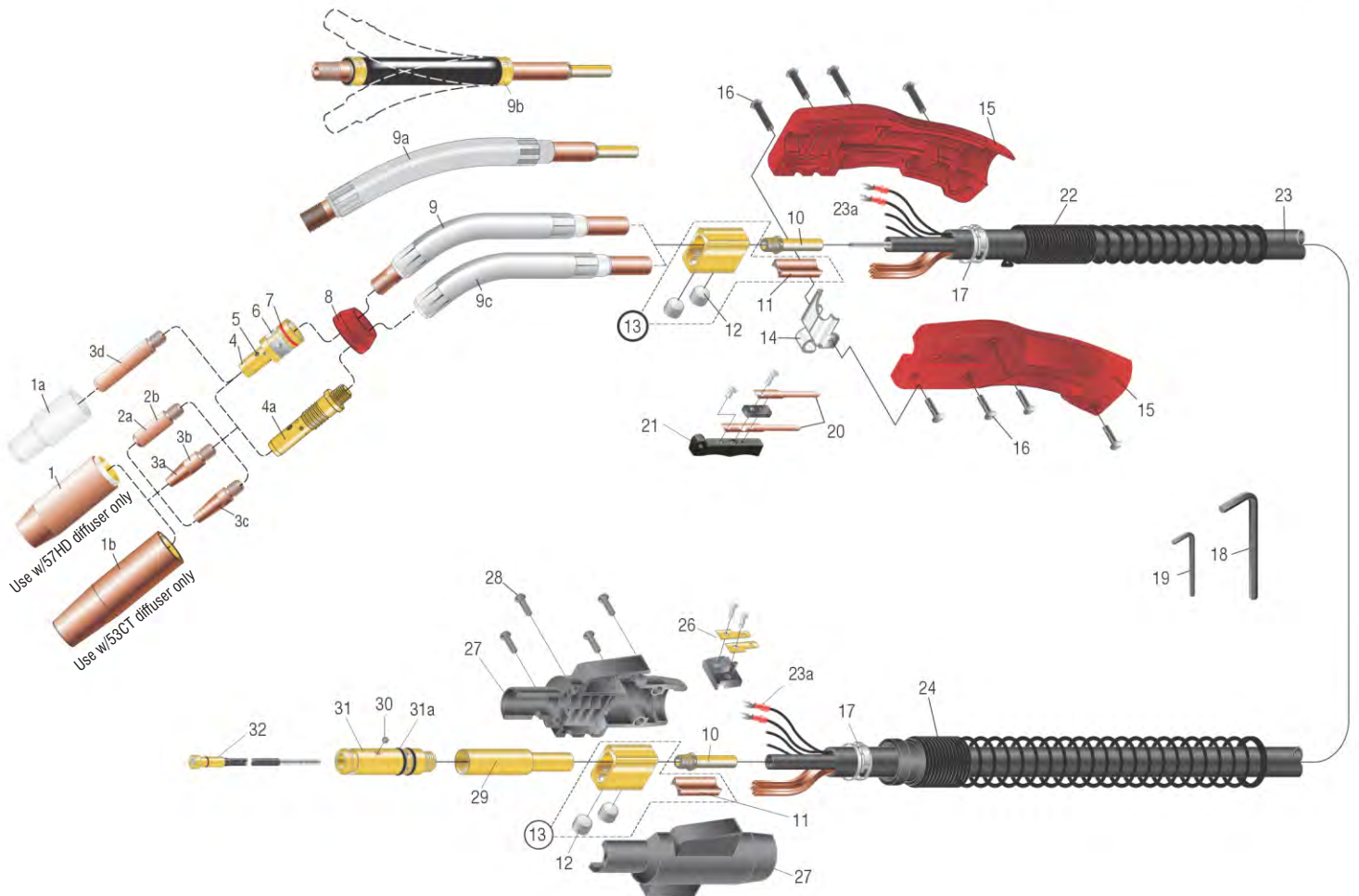
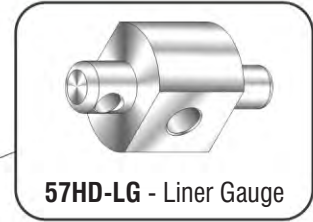
- Ergonomic handle
- Spare switch leads
- Extra flexible cable
- Spring strain reliefs
- Jacketed gooseneck

PROFAX NO.	LENGTH	WIRE SIZE	PROFAX NO.	LENGTH	WIRE SIZE	PROFAX NO.	LENGTH	WIRE SIZE	PROFAX NO.	LENGTH	WIRE SIZE
HD450-3545-10	10'	.035-.045	HD450-3545-12	12'	.035-.045	HD450-3545-15	15'	.035-.045	HD450-3545-20	20'	.035-.045
HD450-052-10	10'	.052	HD450-052-12	12'	.052	HD450-052-15	15'	.052	HD450-052-20	20'	.052
HD450-116-10	10'	1/16"	HD450-116-12	12'	1/16"	HD450-116-15	15'	1/16"	HD450-116-20	20'	1/16"
HD450-564-10	10'	5/64"	HD450-564-12	12'	5/64"	HD450-564-15	15'	5/64"	HD450-564-20	20'	5/64"
									HD450-3545-25	25'	.035-.045
									HD450-052-25	25'	.052
									HD450-116-25	25'	1/16"
									HD450-564-25	25'	5/64"

TO ORDER DIRECT CONNECT MIG GUNS

- Standard -** All wire feeders that accept the "PROFAX" rear adapter. e.g. HD450-3545-10
Lincoln® Direct - Add an **LN** for the Lincoln "Old Style" 3/4" dia. rear adapter. e.g. HDLN450-3545-10
 Add an **LP** for the Lincoln "New Style" 5/8" dia. rear adapter. e.g. HDLP450-3545-10
Miller® Direct Add an **M**. e.g. HDM450-3545-10
Euro-Quick Add an **X**. e.g. HDX450-3545-10

SEE PAGES 84-85 for more details on direct connects
 SEE PAGES 96-97 for list of adapter kits





Platinum HD450 Amp MIG Gun Parts List



NO.	PROFAX NO.	DESCRIPTION	NO.	PROFAX NO.	DESCRIPTION		
1.	27S50	H.D. nozzle 1/2" (copper)	4a.	53CT	Gas diffuser		
	27S62	H.D. nozzle 5/8" (copper) (standard)	5.	44C	Set screw for gas diffuser/conduit		
	27S75	H.D. nozzle 3/4" (copper)	6.	240	Retaining ring		
	27S50GL	H.D. nozzle 1/2" (copper) (use 17SLT series tips)	7.	260	O-ring		
	27S62GL	H.D. nozzle 5/8" (copper)	8.	17SW	H.D. shock washer		
	27S75GL	H.D. nozzle 3/4" (copper)	9.	64A45-9HDJ	Jacketed gooseneck 45° (standard)		
	27T38	Tapered nozzle 3/8" (brass) (use 17SLT series tips)		64A60-9HDJ	Jacketed gooseneck 60° (optional)		
	27TC38	Tapered nozzle 3/8" (copper) (use 17SLT series tips)		64A180-9HDJ	Jacketed gooseneck 180° (optional)		
	27T50	Nozzle 1/2" bottle (copper)	9a.	64A45-4R-9HDJ	Jacketed gooseneck 45° (optional)		
	27T50HD	H.D. nozzle 1/2" bottle (copper)	9b.	TFX-4HD	Flexible barrel for extreme heat (optional)		
	27K50	M.D. nozzle 1/2" (copper)	9c.	64CV30-9J	Gooseneck 30° (optional)		
	27K62	M.D. nozzle 5/8" (copper)		64CV45-9J	Gooseneck 45° (optional)		
				64CV60-9J	Gooseneck 60° (optional)		
1a.	39	Insulator for use w/self-shielded flux core wire only	64CV180-9J	Gooseneck 180° (optional)			
1b.	23CT-37	Nozzle 3/8" (requires tapered tip)	10.	64N	Nipple		
	23CT-50	Nozzle 1/2" (requires tapered tip)	11.	114	Separator		
	23CT-62	Nozzle 5/8"	12.	A-532-24	9/16"-18 ball point screws		
	23CT-75	Nozzle 3/4"		104	Cable connector block assembly		
2a.	17S-30	Contact tip .030 .040	14.	154HD	Hanger		
	17S-35	Contact tip .035 .044	15.	845HD	Heavy duty handle w/screws		
	17S-40	Contact tip .040 .049		16.	122FM-SET	Binders (4 ea.) and screws (4 ea.) for handle	
	17S-45	Contact tip .045 .054			17.	135-14	Clamp (2)
	17AS-364	Contact tip 3/64" aluminum .060				18.	AL-300-25
	17S-52	Contact tip .052 .064			44-25		5/64" hex wrench
	17S-116	Contact tip 1/16" .073			20.	92C	Switch contacts w/screws
	17AS-116	Contact tip 1/16" aluminum .078				92	Trigger switch assembly
17S-564	Contact tip 5/64" .093	21.			92	Trigger switch assembly	
2b.	16S-30	Contact tip .030 .040	22.		144-6S	Spring strain relief for handle	
	16S-35	Contact tip .035 .044	23.	450-10	10' replacement cable assembly		
	16S-40	Contact tip .040 .049		450-12	12' replacement cable assembly		
	16S-45	Contact tip .045 .054		450-15	15' replacement cable assembly		
	16S-52	Contact tip .052 .064		450-20	20' replacement cable assembly		
	16S-116	Contact tip 1/16" .073		450-25	25' replacement cable assembly		
	16S-564	Contact tip 5/64" .093		450CK	Cloth wrapped cable, bulk (per foot)		
3a.	17ST-30	Contact tip .030 .040		23a.	244	Terminal	
	17ST-35	Contact tip .035 .044	24.	R185-S	spring		
	17ST-40	Contact tip .040 .049		26.	194	Connector tab assembly	
	17ST-45	Contact tip .045 .054	27.	R185-H	Housing		
	17ST-52	Contact tip .052 .064		28.	R185-SC	Screws for housing (4)	
	17ST-116	Contact tip 1/16" .073	29.	R174-UA	Standard connector plug w/64N		
	17ST-564	Contact tip 5/64" .093		R174-UAG	Connector plug w/gas hole w/64N		
3b.	16ST-30	Contact tip .030 .040	30.	44C	Set screw for conduit 8-32		
	16ST-35	Contact tip .035 .044	31.	R174-E	Connector, Esab®		
	16ST-40	Contact tip .040 .049		R174-H	Connector, Hobart®		
	16ST-45	Contact tip .045 .054		R174-L	Connector, Lincoln®		
	16ST-52	Contact tip .052 .064		R174-M	Connector, Miller®		
	16ST-116	Contact tip 1/16" .073		R174-T	Connector, standard		
	16ST-564	Contact tip 5/64" .093		31a.	224	O-ring	
3c.	17SLT-35	Contact tip .035 .044		32.	44-3545-15	15' wire conduit assembly .035-.045	
	17SLT-40	Contact tip .040 .049	44-116-15		15' wire conduit assembly .052-1/16"		
	17SLT-45	Contact tip .045 .054	44-564-15		15' wire conduit assembly 5/64"		
	17SLT-52	Contact tip .052 .064	44-3545-25		25' wire conduit assembly .035-.045		
	17SLT-116	Contact tip 1/16" .073	44-116-25		25' wire conduit assembly .052-1/16"		
	17SLT-564	Contact tip 5/64" .093	44-564-25		25' wire conduit assembly 5/64"		
	3d.	18S52	Contact tip .052 .064		44N-3545-15	15' nylon lined conduit assembly(aluminum) .035-.047	
18S116		Contact tip 1/16" .073	44N-116-15	15' nylon lined conduit assembly(aluminum) 1/16"			
18S68		Contact tip .068-.072 .086	44TF-116-15	15' teflon lined conduit assembly(aluminum) 1/16"			
18S564		Contact tip 5/64" .093	33.	57HD-LG	Gauge for setting liner		
4.	57HD	Gas diffuser					

450 Amp H.D. MIG Gun



*Prevents seizing when used on contact tip, nozzle & gas diffuser threads.

PROFAX NO.	DESCRIPTION
JL-4	Copper coat anti-seize lubricant - 4 oz.
JL-8	Copper coat anti-seize lubricant - 8 oz.
JL-16	Copper coat anti-seize lubricant - 16 oz.



Weld Fillet Gage

- 7 Piece Weld Fillet Gage
- Stainless Steel Construction
- Marked in Standard and Metric Units
- For:
 - Checking Fillet Throat Sizes
 - Checking Fillet Leg Size
 - Works on Both Convex and Concave Welds
 - Weld Sizes 1/8" (3.2mm) — 1" (25.4mm)
- Carrying Pouch Included



PROFAX NO.	DESCRIPTION
WFG	Weld Fillet Gage



Platinum 450 Amp Heavy Duty




450 Amp H.D. MIG Gun

PROFAX NO.	DESCRIPTION	TIP I.D.	PROFAX NO.	DESCRIPTION				
17S-30	Contact tip .030	.040	27TC38	Tapered nozzle 3/8"	<p>3/8" I.D. 2-7/8"</p> <p>(Use with 17SLT series tips)</p>			
17S-35	Contact tip .035	.044						
17S-40	Contact tip .040	.049						
17S-45	Contact tip .045	.054						
17AS-364	Contact tip 3/64" aluminum	.060						
17S-52	Contact tip .052	.064						
17S-116	Contact tip 1/16"	.073						
17AS-116	Contact tip 1/16" aluminum	.078						
17S-564	Contact tip 5/64"	.093						
17ST-30	Contact tip .030	.040				27T50	Nozzle 1/2"	<p>3/8" I.D. 2-7/8"</p> <p>(Use with 17ST series tips)</p>
17ST-35	Contact tip .035	.044						
17ST-40	Contact tip .040	.049						
17ST-45	Contact tip .045	.054						
17ST-52	Contact tip .052	.064						
17ST-116	Contact tip 1/16"	.073						
17ST-564	Contact tip 5/64"	.093						
17SLT-35	Contact tip .035	.044	27K50	M.D. Nozzle 1/2"	<p>3/8" I.D. 2-7/8"</p> <p>(Use with 17ST series tips)</p>			
17SLT-40	Contact tip .040	.049						
17SLT-45	Contact tip .045	.054						
17SLT-52	Contact tip .052	.064						
17SLT-116	Contact tip 1/16"	.073						
17SLT-564	Contact tip 5/64"	.093						
16S-30	Contact tip .030	.040	27S50	H.D. Nozzle 1/2"	<p>3/8" I.D. 2-7/8"</p> <p>(Use with 17ST series tips)</p>			
16S-35	Contact tip .035	.044						
16S-40	Contact tip .040	.049						
16S-45	Contact tip .045	.054						
16S-52	Contact tip .052	.064						
16S-116	Contact tip 1/16"	.073						
16S-564	Contact tip 5/64"	.093						
16ST-30	Contact tip .030	.040	27K62	M.D. Nozzle 5/8"	<p>3/8" I.D. 2-7/8"</p>			
16ST-35	Contact tip .035	.044						
16ST-40	Contact tip .040	.049						
16ST-45	Contact tip .045	.054						
16ST-52	Contact tip .052	.064						
16ST-116	Contact tip 1/16"	.073						
16ST-564	Contact tip 5/64"	.093						
18S52	Contact tip .052	.064	27S62	H.D. Nozzle 5/8"	<p>3/8" I.D. 2" 2-7/8"</p> <p>(Use with #39 insulator)</p>			
18S116	Contact tip 1/16"	.073						
18S68	Contact tip .068-.072	.086						
18S564	Contact tip 5/64"	.093						
57HD	Diffuser		27S75	H.D. Nozzle 3/4"	<p>9/16 - 18 Thd. 1-3/4"</p>			
39	Insulator/Thread Protector		27S50GL	H.D. Nozzle 1/2"	<p>Gasless 2-1/4"</p> <p>(Use with 18 series tips)</p>			
17SW	Shock washer		27S62GL	H.D. Nozzle 5/8"	<p>7/8" I.D. 3/4"</p>			
27T38	Tapered nozzle 3/8"		27S75GL	H.D. Nozzle 3/4"	<p>3/8" I.D. 2-7/8"</p> <p>(Use with 17SLT series tips)</p>			




Platinum 450 Amp Heavy Duty



PROFAX NO.	DESCRIPTION
64A45-9HDJ	Jacketed conductor tube 45°
64N	Nipple - included

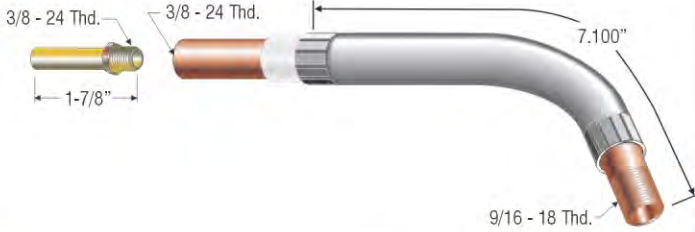
Also available in 12", 18", and 24"



PROFAX NO.	DESCRIPTION
64A180-9HDJ	Jacketed conductor tube 180°
64N	Nipple - included

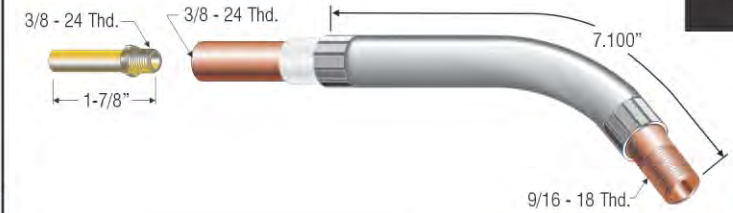
Also available in 12", 18", and 24"

450 Amp H.D.
MIG Gun




PROFAX NO.	DESCRIPTION
64A60-9HDJ	Jacketed conductor tube 60°
64N	Nipple - included

Also available in 12", 18", and 24"



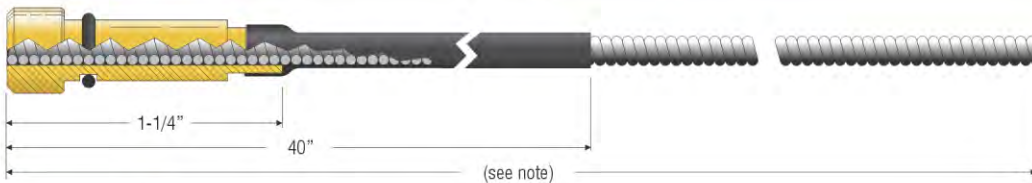
PROFAX NO.	DESCRIPTION
64A45-4R-9HDJ	Jacketed conductor tube 45°
64N	Nipple - included

Also available in 12", 18", and 24"



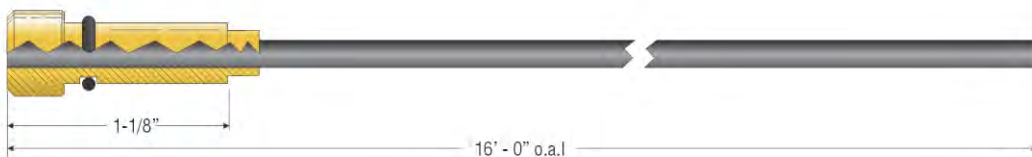
PROFAX NO.	DESCRIPTION	PROFAX NO.	DESCRIPTION
TFX-4HD	PROFAX heavy duty flexible barrel for extreme heat	TFX4HD-12SP	PROFAX flexible barrel 16 ³ / ₄ " over all length
		TFX4HD-18SP	PROFAX flexible barrel 22 ³ / ₄ " over all length
		TFX4HD-24SP	PROFAX flexible barrel 28 ³ / ₄ " over all length

FOR SPECIAL APPLICATIONS THESE TFX-4HD'S ARE AVAILABLE ON REQUEST.



Note: 15' wire conduit assembly (16' - 0" o.a.l.)
25' wire conduit assembly (26' - 0" o.a.l.)

PROFAX NO.	DESCRIPTION	I.D.	O.D.
44-3545-15	15' wire conduit assembly — used with .035-.045 diameter wire	.067	.187
44-116-15	15' wire conduit assembly — used with .052-1/16" diameter wire	.078	.187
44-564-15	15' wire conduit assembly — used with 5/64" diameter wire	.102	.187
44N-3545-15	15' wire conduit assembly — used with .035-3/64" diameter aluminum wire	.064	.187
44N-116-15	15' wire conduit assembly — used with 1/16" diameter aluminum wire	.090	.187
44-3545-25	25' wire conduit assembly — used with .035-.045 diameter wire	.067	.187
44-116-25	25' wire conduit assembly — used with .052-1/16" diameter wire	.078	.187
44-564-25	25' wire conduit assembly — used with 5/64" diameter wire	.102	.187



PROFAX NO.	DESCRIPTION	I.D.	O.D.
44TF-116-15	15' teflon conduit assembly — used with 1/16" aluminum wire	.095	.185



Direct Connects All Platinum 400 & 450 Amp MIG Guns



The following direct connects are available by placing the letters shown below before the gun package number.

Example: add an "M" to 400-3545-10; eg M400-3545-10 is now a Miller® direct connect gun.

400 & 450 MIG Gun
Direct Connects

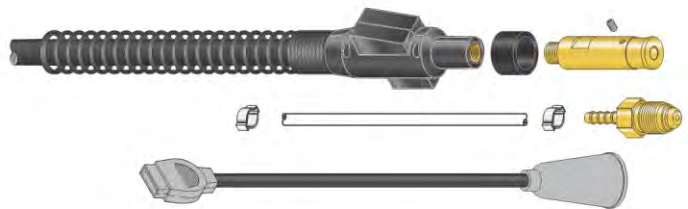
E-Esab® (L-Tec/Linde): All wire feeders with the MT200/400 Linde MIG gun adapter installed.



H-Hobart®: Betamig 200, 250 and 251.



LN-Lincoln®: LN7, LN8, LN9, LN25, LN742, and Synergic 7. Also LN10, DH10, & STT10 with K1500-1 installed.



Note: For LN-25 Pro Order Gun with standard PROFAX back end and LAK 354 installed

LP-Lincoln®: Powermig 200, 210, 215XT, 216, 225, 255, 255C, 256, 300 and 350MP



M-Miller®: S21E, S22A, S32, Super 32, Extreme 12VS, and all 50, 60, 72, and 74 series feeders. 8VS, 12RC and 12VS, R115. Millermatic® 300 & 350



X-Euro-Quick: Equipment

Systems I, Universal, Mity 4.
Esab®: Mig 2E, Mig 4HD, Mig 4AF, Migmaster 250,251, 252 and 300I, and Mobilmaster.
Powcon®: PD10, PD20 & PD30.
PROFAX: Pro IIX and Pro IVx.



Fronius Direct Connect:

Part Number: **FCFRON-KIT4**

Note: Must be ordered with FCX400 or HDX400 MIG gun





*For adapter kits for other style feeders see page 96.

Direct Mount Conversion Kits Used for converting an existing gun to a different wire feeder.



NO.	PROFAX NO.	DESCRIPTION
1.	R174-T	Connector - standard PROFAX
2.	AK-354	Control cord

NO.	PROFAX NO.	DESCRIPTION
1.	R174M-N	Nipple for Miller® connection
2.	R174-M	Connector for Miller®
3.	R174M-R	Insulator
4.	MSAK-354	Control cord

NO.	PROFAX NO.	DESCRIPTION
1.	R174-LC	Connector for Lincoln®
2.	35-170-5	Gas nipple
3.	R174M-R	Insulator
4.	MSAK-353	Gas hose w/grommet
5.	LAK-354	Control cord
6.	AK-353-2A	Gas hose clamp (2)
7.	1245	Gland
8.	1255	Nut

400 & 450 MIG Gun Conversion Kits

EAK-400

Esab®(L-Tec/Linde): All wire feeders with the MT200/400 Linde MIG gun adapter installed.

LAK-400

Lincoln®: LN7, LN8, LN9, LN25, LN742, and Synergic 7. Also LN 10, DH10, & STT10 with K1500-1 installed.

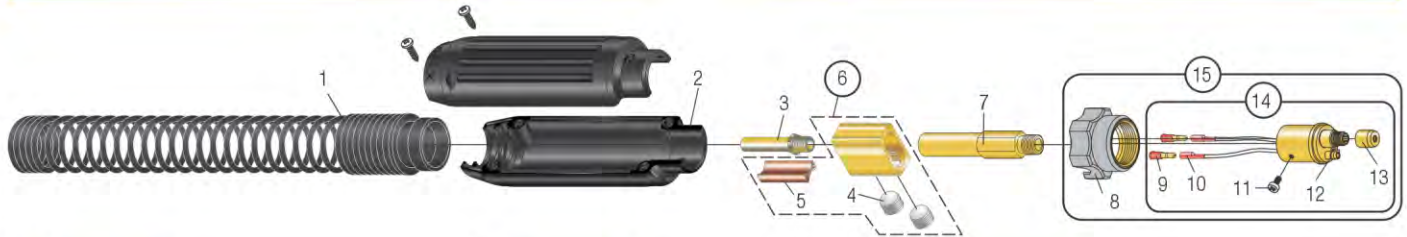
MAK-400

Miller®: Millermatic 200, 250, 250x, 251, 300 and Vintage. S21E, S22A, S32, Super 32, Extreme 12US, and all 50, 60, 72, and 74 series feeders. 8VS, 12RC and 12VS, R115
Hobart®: Betamig 2510 and Olympic VS.

TAK-400

Hobart® series 2000, 2200, 2210, 2400, 2410, Heavy Duty, Model 17, Hefty, Mijit 17, Portafeed 17, Portawire 17, Portafeed 1000, Ultrafeed 1000, Extreme 12US, Thermal Arc® TA-3, TAF-2, TAF-4 & Viking 250. Profax Pro II, Pro IV, Lincoln® Wirematic 250 & 255 and LN 10, DH10, & STT10 with K1500-2 installed.

Euro-Quick End for All Platinum 400 & 450 Amp MIG Guns



NO.	PROFAX NO.	DESCRIPTION	NO.	PROFAX NO.	DESCRIPTION	NO.	PROFAX NO.	DESCRIPTION
1.	R185-S	Spring	7.	140-UA	Euro connector	13.	174EX-1C	Conduit nut
2.	2545-3	Cable support	8.	2545-4	Machine Nut	14.	2545	Euro-Quick connector assembly
3.	64N	Nipple	9.	2545-6	Trigger connection male	15.	2545-C	Euro-Quick connector assembly w/machine nut
4.	A-532-24	9/16"-18 ball point screw	10.	35-350-1	Butt connector			
5.	114	Separator	11.	2-MS	Metric screw			
6.	104	Cable connector block assembly	12.	35-40-1	O-ring			

Regulator/Flowmeter

SPECIFICATIONS:

- Brass body
- Preset @ 30 psi
- Flow meter range - 0-60 scfh
- Economical design



High Quality Multi-Purpose 8 Way Mig Plier

Plier is packaged on display card.




PROFAX NO.	GAS SERVICE	CGA INLET	PROFAX NO.	DESCRIPTION
RF1430-580	Argon & Argon/CO ₂ Mixes	580	8WMP	8 Way MIG Plier
RF1430-320	CO ₂	320		



Platinum 500 Amp MIG Gun



Platinum 500 Amp MIG Gun



STANDARD FEATURES:

- Ergonomic handle
- Spare switch leads
- Extra flexible cable
- Spring strain reliefs
- Jacketed gooseneck

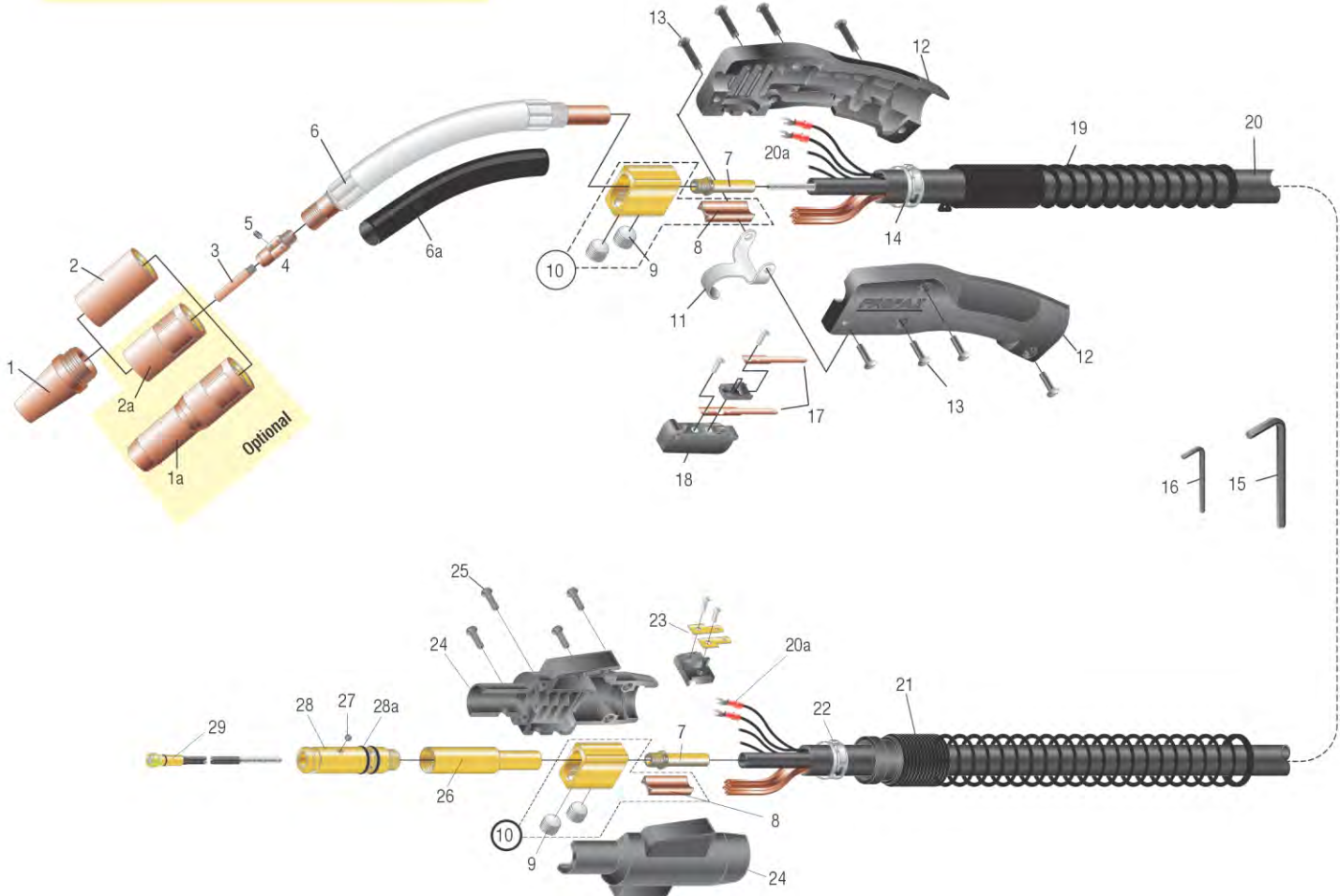
PROFAX NO.	LENGTH	WIRE SIZE	PROFAX NO.	LENGTH	WIRE SIZE	PROFAX NO.	LENGTH	WIRE SIZE	PROFAX NO.	LENGTH	WIRE SIZE
500-3545-10	10'	.035-.045	500-3545-12	12'	.035-.045	500-3545-15	15'	.035-.045	500-3545-20	20'	.035-.045
500-052-10	10'	.052	500-052-12	12'	.052	500-052-15	15'	.052	500-052-20	20'	.052
500-116-10	10'	1/16"	500-116-12	12'	1/16"	500-116-15	15'	1/16"	500-116-20	20'	1/16"
500-564-10	10'	5/64"	500-564-12	12'	5/64"	500-564-15	15'	5/64"	500-564-20	20'	5/64"
500-332-10	10'	3/32"	500-332-12	12'	3/32"	500-332-15	15'	3/32"	500-3545-25	25'	.035-.045
500-764-10	10'	7/64"	500-764-12	12'	7/64"	500-764-15	15'	7/64"	500-052-25	25'	.052
									500-116-25	25'	1/16"
									500-564-25	25'	5/64"

TO ORDER DIRECT CONNECT MIG GUNS

Lincoln® Direct - Add an **LN** for the Lincoln "Old Style" 3/4" dia. rear adapter. e.g. **LN500-3545-15**

Miller® Direct - Add an **M**. e.g. **M500-3545-15**

SEE PAGES 89 for more details on direct connects.
SEE PAGES 96-97 for list of adapter kits





Platinum 500 Amp MIG Gun Parts List



NO.	PROFAX NO.	DESCRIPTION	NO.	PROFAX NO.	DESCRIPTION	
1.	25CT-50	Nozzle 1/2", coarse thread	8.	114	Separator	
	25CT-62	Nozzle 5/8", coarse thread (standard)	9.	A-532-24	9/16-18 ball point screws	
	25CT-75	Nozzle 3/4", coarse thread	10.	104	Cable connector block assembly	
1a.	25I-62	Nozzle 5/8", self insulated	11.	155HD	Hanger	
	25I-75	Nozzle 3/4", self insulated	12.	85	Handle w/binder screws	
2.	35CT	Insulator, use w/coarse thread nozzle (standard)	13.	124FM-SET	Binders (4 ea.) and screws (4 ea.) for handle	
2a.	35CT-HT	Insulator, high temp	14.	134-15	Clamp - handle	
3.	15H35	Contact tip .035	Standard tip series	15.	AL-300-25	7/32" hex wrench
	15H45	Contact tip .045		16.	44-25	5/64" hex wrench
	15H52	Contact tip .052		17.	94C	Switch contacts w/screws
	15H116	Contact tip 1/16"		18.	94R	Trigger switch assembly
	15H564	Contact tip 5/64"			94L	Locking trigger (not shown)
	15H332	Contact tip 3/32"		19.	145-6S	Spring strain relief
	15H764	Contact tip 7/64"		20.	500-10	10' replacement cable assembly
	15AH364	Contact tip 3/64" (for aluminum)			500-12	12' replacement cable assembly
	15AH116	Contact tip 1/16" (for aluminum)			500-15	15' replacement cable assembly
	15HFC35	Contact tip .035, flux cored			500-20	20' replacement cable assembly
	15HFC45	Contact tip .045, flux cored			500-25	25' replacement cable assembly
	15HFC52	Contact tip .052, flux cored			500CK	Cloth wrapped cable, bulk (per foot)
	15HFC116	Contact tip 1/16", flux cored			20a.	244
	15HFC564	Contact tip 5/64", flux cored		21.	R185-S	Spring
	15HFC332	Contact tip 3/32", flux cored		22.	134-15	Clamp - connector block
	15HFC764	Contact tip 7/64", flux cored		23.	194	Connector tab assembly
	15AHFC364	Contact tip 3/64", flux cored (for aluminum)		24.	R185-H	Housing
	15AHFC116	Contact tip 1/16", flux cored (for aluminum)		25.	R185-SC	Screws for housing (4)
	4.	55		Gas diffuser (use w/45-564 & 45N-116)	26.	R175-UA
55SW		Gas diffuser (use w/45-3545, 45-116, 45N-3545)		R175-UAG	Connector plug with gas hole w/65N	
55H		Gas diffuser (use w/45H-332, & 45H-764)	27.	44C	Set screw for conduit 8-32	
5.	44C	Set screw for gas diffuser/conduit	28.	R175-L	Connector, Lincoln®	
6.	65-22J	Jacketed conductor tube 22°		R175-M	Connector, Miller® (with R175M-N nipple)	
	65-45J	Jacketed conductor tube 45°		R175-T	Connector, standard	
	65-60J	Jacketed conductor tube 60° (standard)	28a	225	O-ring	
	65-60-3RJ	Jacketed conductor tube 60°, 3" radius	29.	45-3545-15	15' wire conduit assembly .035-.045	
	65-180J	Jacketed conductor tube 180°		45-116-15	15' wire conduit assembly .052-1/16"	
	65-45	Conductor tube 45°		45-564-15	15' wire conduit assembly 5/64"	
	65-60	Conductor tube 60°		45H-332-15	15' wire conduit assembly 3/32"	
	65-60-3R	Conductor tube 60°, 3" radius		45H-764-15	15' wire conduit assembly 7/64"	
	65-80	Conductor tube 80°		45-3545-25	25' wire conduit assembly .035-.045	
	65-180	Conductor tube 180°		45-116-25	25' wire conduit assembly .052-1/16"	
6a.	75	Replacement neoprene insulator		45-564-25	25' wire conduit assembly 5/64"	
7.	65N	Nipple				

Platinum 500 Amp MIG Gun

CO₂ Heated Regulator/FlowGauge

SPECIFICATIONS:

- 120V AC/190 watt
- 0 - 125 CFH flow-rate

High volume CO₂ Regulator FlowGauge with built in heater.

- Prevents regulator freeze-up
- Extends regulator/FlowGauge life
- Eliminates porosity in welds due to loss of gas coverage



Also Available In 240V AC 50/60hz.

CO₂ Heaters

Thermostat set at 174° F - 205° F



120V AC 50/60hz 100 Watt

The most ECONOMICAL Thermostatic controlled CO₂ Heater, designed to prevent CO₂ regulator Freeze-Up. Extends life of regulator/flowmeter and prevents porosity in welds from loss of shield gas in frozen regulator. Easily installed between CO₂ cylinder valve and flowmeter.

Also Available In 240V AC 50/60hz.

PROFAX NO.	GAS SERVICE	CGA INLET	PROFAX NO.	GAS SERVICE	CGA INLET
RFG-320-H	CO ₂	320	CO2 HEATER	CO ₂	320



Platinum 500 Amp MIG Gun

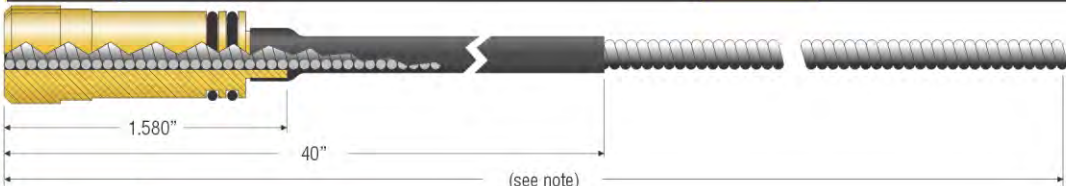


Platinum 500 Amp MIG Gun

PROFAX NO.	DESCRIPTION	TIP I.D.	PROFAX NO.	DESCRIPTION
15H35	Contact tip .035	.044	25I-62	Nozzle 5/8"
15H45	Contact tip .045	.054		
15H52	Contact tip .052	.064		
15H116	Contact tip 1/16"	.073		
15H564	Contact tip 5/64"	.090		
15H332	Contact tip 3/32"	.106		
15H764	Contact tip 7/64"	.120		
15H18	Contact tip 1/8"	.140		
15AH364	Contact tip 3/64"	.059		
15AH116	Contact tip 1/16"	.078		
<p>Standard tip series</p>			25I-75	Nozzle 3/4"
15HFC35	Contact tip .035	.044		
15HFC45	Contact tip .045	.054		
15HFC52	Contact tip .052	.064		
15HFC116	Contact tip 1/16"	.073		
15HFC564	Contact tip 5/64"	.090		
15HFC332	Contact tip 3/32"	.106		
15HFC764	Contact tip 7/64"	.120		
15HFC18	Contact tip 1/8"	.140		
15AHFC364	Contact tip 3/64"	.059		
15AHFC116	Contact tip 1/16"	.078		
25CT-50	Nozzle 1/2" (Coarse thread - fixed nozzle - used with 35CT nozzle insulator)		35CT	Insulator
25CT-62	Nozzle 5/8" (Coarse thread - fixed nozzle - used with 35CT nozzle insulator)			
25CT-75	Nozzle 3/4" (Coarse thread - fixed nozzle - used with 35CT nozzle insulator)		55	Gas diffuser (Used with 45N-116, 45-564 conduits) Gas Diffuser (Used with 45-3545, 45-116 conduits) Gas Diffuser (Used with 45H-332, 45H-764 conduits)
35CT-HT	Insulator			
55SW				
55H				

PROFAX NO.	DESCRIPTION
65-45	Conductor tube 45°
65-60	Conductor tube 60°
65-80	Conductor tube 80°
65-180	Conductor tube 180°
65-60-3R	Conductor tube 3" radius 60°, 5.700" length
65N	Nipple - included

PROFAX NO.	DESCRIPTION
65-22J	Jacketed conductor tube 22°
65-45J	Jacketed conductor tube 45°
65-60J	Jacketed conductor tube 60°
65-80J	Jacketed conductor tube 80°
65-180J	Jacketed conductor tube 180°
65-60-3RJ	Jacketed conductor tube 3" radius 60°, 5.700" length
65N	Nipple - included



Note:
15' wire conduit assembly (16' - 0" o.a.l.)
25' wire conduit assembly (26' - 0" o.a.l.)

PROFAX NO.	DESCRIPTION	I.D.	O.D.
45-3545-15	15' wire conduit assembly — used with .035-.045 diameter wire	.067	.187
45-116-15	15' wire conduit assembly — used with .052-1/16" diameter wire	.078	.187
45-564-15	15' wire conduit assembly — used with 5/64" diameter wire	.105	.237
45H-332-15	15' wire conduit assembly — used with 3/32" diameter wire	.125	.267
45H-764-15	15' wire conduit assembly — used with 7/64" diameter wire	.135	.267
45-3545-25	25' wire conduit assembly — used with .035-.045 diameter wire	.067	.187
45-116-25	25' wire conduit assembly — used with .052-1/16" diameter wire	.078	.187
45-564-25	25' wire conduit assembly — used with 5/64" diameter wire	.105	.237



Platinum Series 500 Amp MIG Gun

Direct Connects & Direct Mount Conversion Kits



The following direct connects are available by placing the letters shown below before the gun package number.

Example: add an "M" to 500-3545-10; eg M500-3545-10 is now a Miller® direct connect gun.

Direct Connects

LN-Lincoln® for the "Old Style" 3/4" dia. rear adapter :
LN7, LN8, LN9, LN25, LN742, and Synergic 7.
Also LN10, DH10, & STT10 with K1500-1 installed.



500 Amp MIG Gun
Direct Connects

M-Miller®: 8VS, 12RC and 12VS, R115,
S21E, S22A, S32, Super 32,
and all 50, 60, 72, and 74 series feeders.



Direct Mount Conversion Kits


Standard: TAK-500

NO.	PROFAX NO.	DESCRIPTION
1.	R175-T	Connector - Standard PROFAX
2.	AK-354	Control cord



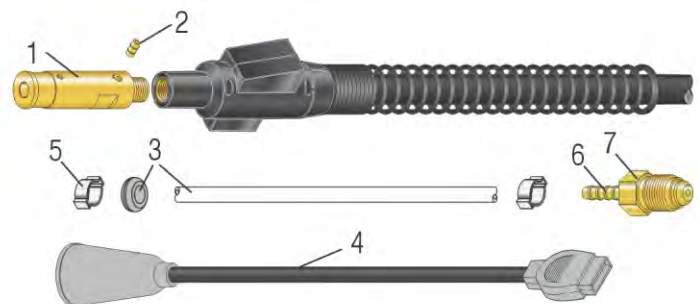
Miller®: MAK-500

NO.	PROFAX NO.	DESCRIPTION
1.	R175M-N	Nipple for Miller® connection
2.	R175-M	Connector for Miller®
3.	MSAK-354	Control cord



Lincoln®: LAK-500

NO.	PROFAX NO.	DESCRIPTION
1.	R175-LC	Connector for Lincoln®
2.	35-170-5	Gas nipple
3.	MSAK-353	Gas hose w/grommet
4.	LAK-354	Control cord
5.	AK-353-2A	Gas hose clamp (2)
6.	1245	Gland
7.	1255	Nut



Conversion kits to convert the 500 amp MIG gun to direct mount.
Includes connector plug, electrical cord w/plug, and gas hose (if required).

TAK-500 **Lincoln®**: LN10, DH10, & STT10 w/O.E.M. K1500-3 Installed. (Requires LAK-354)

MAK-500 **Miller®**: S21E, S22A, S32, Super 32, and all 50, 60, 72, and 74 series feeders.

LAK-500 **Lincoln®**: LN7, LN8, LN9, LN25, LN742, and Synergic 7. Also Lincoln® LN10, DH10, & STT10 w/O.E.M. K1500-1 installed.

***For adapter kits for other style feeders see page 96.**



400 Amp AMT Machine Torch



Standard Features

- Totally rebuildable
 - Economical replacement components
 - 1-3/8" torch barrel diameter
 - Wide variety of wire sizes
 - Extra flexible cable
 - Adapter kits available for most wire feeders
 - Optional remote start control available
- *Special length guns available on request.

PROFAX NO.	DESCRIPTION
64AMT-174	400 amp body w/plug (for use with 12" units)
64SAMT-174	400 amp short body w/plug (for use with 8-3/4" units)
64AMTN	400 amp body w/nipple (for use w/cable hose type units)
64SAMTN	400 amp short body w/nipple



DESCRIPTION

The 400 Amp AMT Machine Torch available in 2', 4', 6', 8', 10', 12', 15', 20', and 25' cable assemblies and is capable of running .035 through 5/64" wire. Direct mount guns available upon request for most manufacture's feeders. See next page.


400 Amp AMT Machine Torch

Optional remote start switch (see next page)

Standard AMT Torch



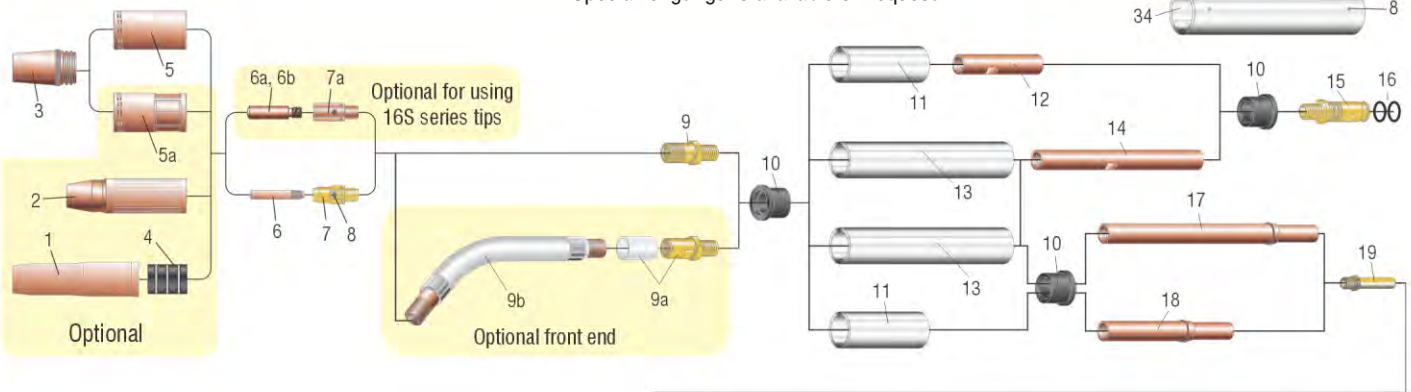
SAMT Torch



Complete 400 Amp AMT Machine Torch Packages

2'	4'	6'	8'	10'	12'	15'	20'	25'
AMT400-3545-2	AMT400-3545-4	AMT400-3545-6	AMT400-3545-8	AMT400-3545-10	AMT400-3545-12	AMT400-3545-15	AMT400-3545-20	AMT400-3545-25
AMT400-116-2	AMT400-116-4	AMT400-116-6	AMT400-116-8	AMT400-116-10	AMT400-116-12	AMT400-116-15	AMT400-116-20	AMT400-116-25
AMT400-564-2	AMT400-564-4	AMT400-564-6	AMT400-564-8	AMT400-564-10	AMT400-564-12	AMT400-564-15	AMT400-564-20	---

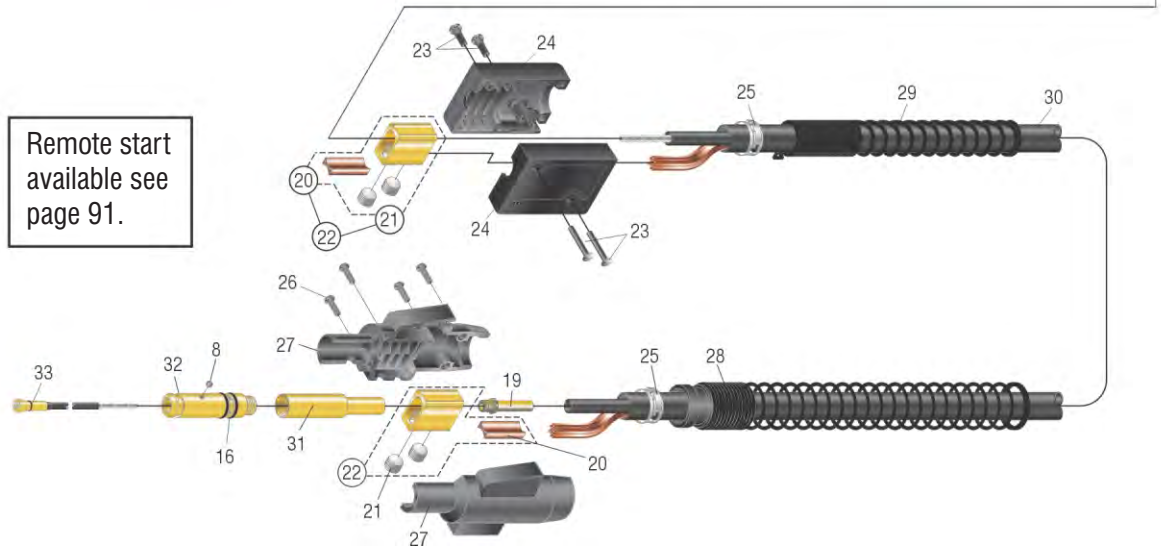
*Special length guns available on request.



AL-300-25
7/32" hex wrench

44-25
5/64" hex wrench

Remote start available see page 91.





400 Amp AMT Machine Torch Parts List




NO.	PROFAX NO.	DESCRIPTION	NO.	PROFAX NO.	DESCRIPTION	
1.	24A50	Nozzle 1/2", adj. use w/ 34A	7a.	54A16	Gas diffuser for 16S series tips	
	24A62	Nozzle 5/8", adj. use w/ 34A	8.	44C	Set screw for gas diffuser and conduit	
	24A75	Nozzle 3/4", adj. use w/ 34A	9.	54AMT	400 amp head	
	24A50SS	Nozzle 1/2", short stop, adj. use w/34A	9a.	54TAMT	400 amp head for gooseneck - optional	
	24A62SS	Nozzle 5/8", short stop, adj. use w/34A	9b.	405-22	Gooseneck 22° optional	
	24A75SS	Nozzle 3/4", short stop, adj. use w/34A		405-45	Gooseneck 45° optional	
	24AH50	Nozzle 1/2", heavy duty, adj. use w/34A		405-60	Gooseneck 60° optional	
	24AH62	Nozzle 5/8", heavy duty, adj. use w/34A		405-180	Gooseneck 180° optional	
	24AH75	Nozzle 3/4", heavy duty, adj. use w/34A	10.	45IN	Insulator (2 req'd)	
	2.	23-37	Nozzle 3/8", self insulated	11.	450TS	Outer tube short
23-50		Nozzle 1/2", self insulated	12.	45ITPS	Short internal tube (plug)	
23-62		Nozzle 5/8", self insulated	13.	450TL	Outer tube long	
23-75		Nozzle 3/4", self insulated	14.	45ITPL	Long internal tube (plug)	
23H50		Nozzle 1/2", heavy duty, self insulated	15.	174AMT	400 amp plug (standard)	
23H62		Nozzle 5/8", heavy duty, self insulated		174AMT-M	400 amp plug, Miller®	
23-37F		Nozzle 3/8", self insulated, flush	16.	224	O-ring	
23-50F		Nozzle 1/2", self insulated, flush	17.	64ITNL	Internal tube long (w/18-480 snap ring)	
23-62F		Nozzle 5/8", self insulated, flush	18.	64ITNS	Internal tube short (w/18-480 snap ring)	
23-75F		Nozzle 3/4", self insulated, flush	19.	64N	Nipple	
23T37		Nozzle 3/8", self insulated, tapered	20.	114	Separator	
3.		24CT50F	Nozzle 1/2", use w/34CT	21.	A-532-24	9/16-18 ball point screws
		24CT62F	Nozzle 5/8", use w/34CT	22.	104	Cable connector block assembly
	24CT75F	Nozzle 3/4", use w/34CT	23.	125FM-SET	Binder screws for connector block (set of 2)	
	24CT37S	Nozzle 3/8", use w/34CT	24.	185	Connector block w/binder screws	
	24CT50S	Nozzle 1/2", use w/34CT	25.	134-14	Clamp - connector block	
	24CT62S	Nozzle 5/8", use w/34CT (standard)	26.	R185-SC	Screws for housing (4)	
24CT75S	Nozzle 3/4", use w/34CT	27.	R185-H	Housing		
4.	34A	Insulator	28.	R185-S	Spring	
5.	34CT	Insulator w/coarse thread nozzle (standard)	29.	144-6S	Spring strain relief	
5a.	34CT-HT	Insulator, high temp	30.	400-10	10' replacement cable assembly	
6.	14-23	Contact tip .023		400-12	12' replacement cable assembly	
	14-30	Contact tip .030		400-15	15' replacement cable assembly	
	14-35	Contact tip .035		400-20	20' replacement cable assembly	
	14-40	Contact tip .040		400-25	25' replacement cable assembly	
	14-45	Contact tip .045		400K	Cable, bulk (per foot)	
	14-52	Contact tip .052		400CK	Cloth wrapped cable, bulk (per foot) for guns longer than 15'	
	14-116	Contact tip 1/16"		31.	R174-UA	Standard connector plug w/64N
	14-564	Contact tip 5/64"			R174-UAG	Connector plug with gas hole w/64N
	14A364	Contact tip 3/64" (for aluminum)		32.	R174-E	Connector, Esab®
	14A116	Contact tip 1/16" (for aluminum)	R174-H		Connector, Hobart®	
	14H30	Contact tip .030, heavy duty	R174-L		Connector, Lincoln®	
	14H35	Contact tip .035, heavy duty	R174-M		Connector, Miller®	
	14H40	Contact tip .040, heavy duty	R174-T		Connector, PROFAX	
	14H45	Contact tip .045, heavy duty	33.	44-3545-1	1' wire conduit assy. used with .035-.045 dia. wire	
	14H52	Contact tip .052, heavy duty		44-116-1	1' wire conduit assy. used with .052-1/16" dia. wire	
	14H116	Contact tip 1/16", heavy duty		44-564-1	1' wire conduit assy. used with 5/64" dia. wire	
	14H564	Contact tip 5/64", heavy duty		44-3545-15	15' wire conduit assy. used with .035-.045 dia. wire	
14AH364	Contact tip 3/64", heavy duty (for aluminum)	44-116-15		15' wire conduit assy. used with .052-1/16" dia. wire		
14AH116	Contact tip 1/16", heavy duty (for aluminum)	44-564-15		15' wire conduit assy. used with 5/64" dia. wire		
14HT35	Contact Tip .035, heavy duty tapered	44N-3545-15		15' nylon lined conduit assy. used with (aluminum).035-3/64"		
14HT40	Contact Tip .040, heavy duty tapered	44N-116-15	15' nylon lined conduit assy. used with (aluminum) 1/16"			
14HT45	Contact Tip .045, heavy duty tapered	44-3545-25	25' wire conduit assy. used with .035-.045 dia. wire			
14HT52	Contact Tip .052, heavy duty tapered	44-116-25	25' wire conduit assy. used with 1/16" dia. wire			
14HT116	Contact Tip 1/16", heavy duty tapered	34.	32PAMT	Barrel w/rack 32 pitch (Optional)		
14HT564	Contact Tip 5/64", heavy duty tapered		35.	60031801-1	AMT torch holder 1-3/8" x 32 pitch	
14T23	Contact tip .023 tapered	6a.	16S series tips	Contact tip (optional) for 5/8" I.D. & larger nozzles		
14T30	Contact tip .030 tapered		6b.	16ST series tips	Contact tip (optional) for 1/2" I.D. & larger nozzles	
14T35	Contact tip .035 tapered			7.	54A	Gas diffuser (standard)
14T40	Contact tip .040 tapered				54C	Gas diffuser, copper
14T45	Contact tip .045 tapered			TO ORDER DIRECT CONNECT AMT MACHINE TORCHES		
14T52	Contact tip .052 tapered			Standard - "PROFAX" rear adapter. e.g. AMT400-3545-15		
14T116	Contact tip 1/16" tapered			Lincoln® Direct - Add an LN for the "Old Style" 3/4" dia. rear adapter. e.g. AMTLN400-3545-15		
				Miller® Direct Add an M. e.g. AMTM400-3545-15		
				Euro-Quick Add an X. e.g. AMTX400-3545-15.		

Standard tip series


400 Amp AMT Machine Torch

Optional: Remote Start Switch




Lincoln® Style

Optional: Torch Mount



Miller® Style



35

PROFAX NO.	DESCRIPTION	PROFAX NO.	DESCRIPTION
RSCLN-15	15 feet	RSCM-15	15 feet
RSCLN-25	25 feet	RSCM-25	25 feet

TO ORDER DIRECT CONNECT AMT MACHINE TORCHES
Standard - "PROFAX" rear adapter. e.g. AMT400-3545-15
Lincoln® Direct - Add an LN for the "Old Style" 3/4" dia. rear adapter. e.g. AMTLN400-3545-15
Miller® Direct Add an M. e.g. AMTM400-3545-15
Euro-Quick Add an X. e.g. AMTX400-3545-15.

SEE PAGE 84 FOR MORE DETAILS ON DIRECT CONNECTS
SEE PAGE 96 FOR ADAPTER KITS



HD450 Amp AMT Heavy Duty Machine Torch



PROFAX NO.	DESCRIPTION	
HD64AMT-174	450 amp body w/plug - for use with 12" units.	
HD64SAMT-174	450 amp short body w/plug - for use with 8-3/4" units.	
HD64AMTN	450 amp body w/nipple - for use with cable hose type units.	
HD64SAMTN	450 amp short body w/nipple - for use with cable hose type units.	


Standard Features

- Totally rebuildable • Extra flexible cable • Economical replacement components
- 1-3/8" torch barrel diameter • Wide variety of wire sizes
- Adapter kits available for most wire feeders
- Optional remote start control available
- *Special length guns available on request.

DESCRIPTION

The HD450 Amp Machine Torch is available in 2', 4', 6', 8', 10', 12', 15', 20', and 25' cable assemblies and is capable of running .035 through 5/64" wire. Direct mount guns available upon request for most manufacture's feeders.

HD450 AMT Machine Torch



Complete HD450 Amp AMT Machine Torch Packages

2'	4'	6'	8'	10'	12'	15'	20'	25'
HDAMT450-3545-2	HDAMT450-3545-4	HDAMT450-3545-6	HDAMT450-3545-8	HDAMT450-3545-10	HDAMT450-3545-12	HDAMT450-3545-15	HDAMT450-3545-20	HDAMT450-3545-25
HDAMT450-116-2	HDAMT450-116-4	HDAMT450-116-6	HDAMT450-116-8	HDAMT450-116-10	HDAMT450-116-12	HDAMT450-116-15	HDAMT450-116-20	HDAMT450-116-25
HDAMT450-564-2	HDAMT450-564-4	HDAMT450-564-6	HDAMT450-564-8	HDAMT450-564-10	HDAMT450-564-12	HDAMT450-564-15	HDAMT450-564-20	HDAMT450-564-25

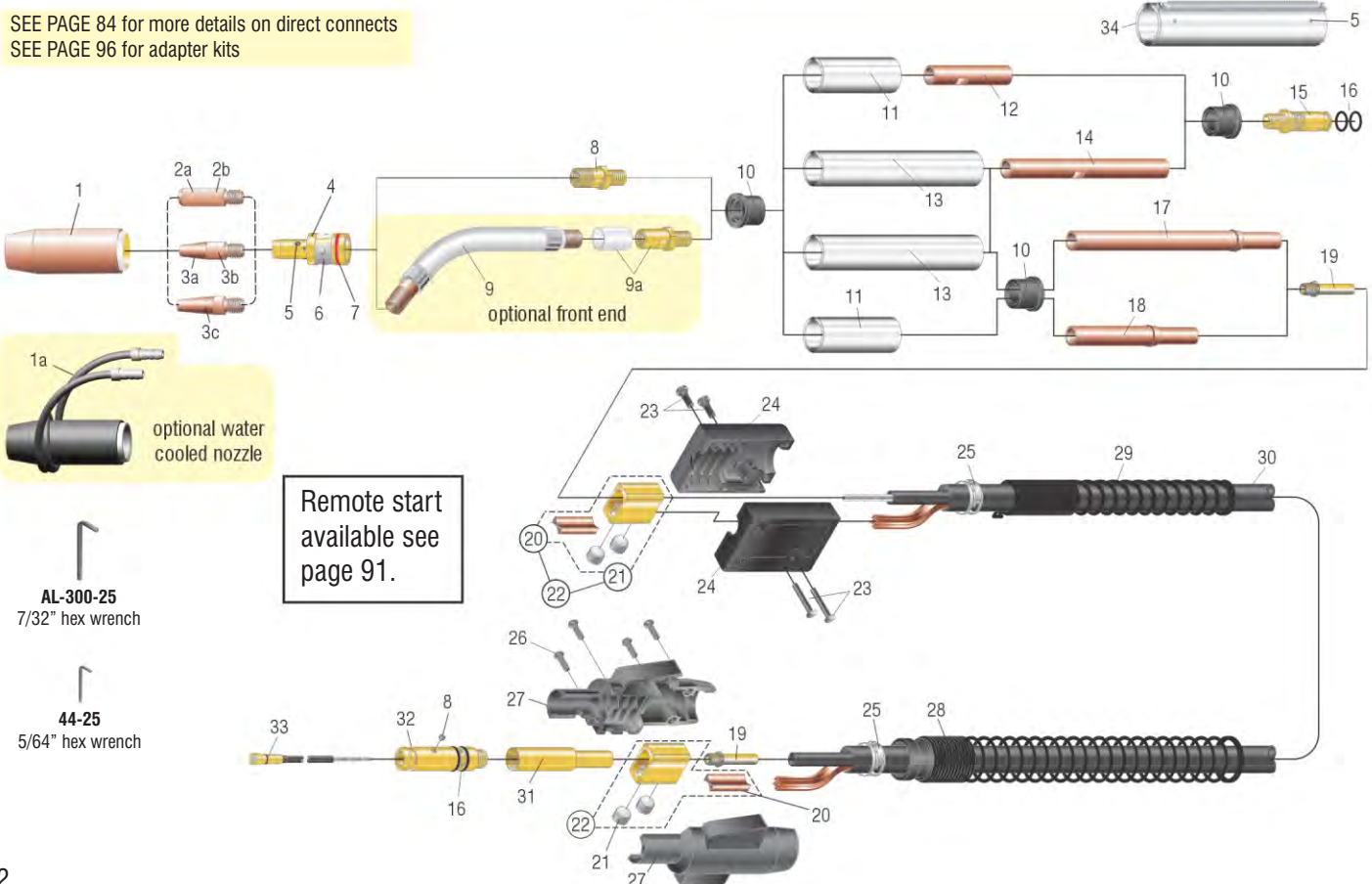
TO ORDER DIRECT CONNECT HDAMT MACHINE TORCHES

- Standard -** "PROFAX" rear adapter. e.g. HDAMT450-3545-15
Lincoln® Direct - Add an LN for the "Old Style" 3/4" dia. rear adapter. e.g. HDAMTLN450-3545-15
Miller® Direct Add an M. e.g. HDAMTM450-3545-15
Euro-Quick Add an X. e.g. HDAMTX450-3545-15

TO ORDER DIRECT CONNECT HDSAMT MACHINE TORCHES

- Standard -** "PROFAX" rear adapter. e.g. HDSAMT450-3545-15
Lincoln® Direct - Add an LN for the "Old Style" 3/4" dia. rear adapter. e.g. HDSAMTLN450-3545-15
Miller® Direct Add an M. e.g. HDSAMTM450-3545-15
Euro-Quick Add an X. e.g. HDSAMTX450-3545-15

SEE PAGE 84 for more details on direct connects
 SEE PAGE 96 for adapter kits



Remote start available see page 91.

AL-300-25
7/32" hex wrench

44-25
5/64" hex wrench



HD450 Amp AMT Heavy Duty Machine Torch Parts List



PROFAX NO.	DESCRIPTION	TIP I.D.	PROFAX NO.	DESCRIPTION	
17S-30	Contact tip .030	.040	27T38 27TC38	Tapered nozzle 3/8" (brass) Tapered nozzle 3/8" (copper) (Use with 17SLT series tips)	
17S-35	Contact tip .035	.044			
17S-40	Contact tip .040	.049	27T50	Nozzle 1/2" (Use with 17ST series tips)	
17S-45	Contact tip .045	.054			
17AS-364	Contact tip 3/64" aluminum	.060	27K50	M.D. Nozzle 1/2" (Use with 17ST series tips)	
17S-52	Contact tip .052	.064			
17S-116	Contact tip 1/16"	.073	27S50	H.D. Nozzle 1/2" (Use with 17ST series tips)	
17AS-116	Contact tip 1/16" aluminum	.078			
17S-564	Contact tip 5/64"	.093	27K62	M.D. Nozzle 5/8"	
17ST-30	Contact tip .030	.040			
17ST-35	Contact tip .035	.044	27S62	H.D. Nozzle 5/8"	
17ST-40	Contact tip .040	.049			
17ST-45	Contact tip .045	.054	27S75	H.D. Nozzle 3/4"	
17ST-52	Contact tip .052	.064			
17ST-116	Contact tip 1/16"	.073			
17ST-564	Contact tip 5/64"	.093			

HD450 AMT
Machine Torch

NO.	PROFAX NO.	DESCRIPTION	NO.	PROFAX NO.	DESCRIPTION
1.	27S50	Heavy duty nozzle 1/2" (copper)	18.	64ITNS	Internal tube short (w/18-480 snap ring)
	27S62	Heavy duty nozzle 5/8" (copper) (standard)	19.	64N	Nipple
	27S75	Heavy duty nozzle 3/4" (copper)	20.	114	Separator
	27S50GL	H.D. nozzle 1/2" (copper) (use 17SLT series tips)	21.	A-532-24	9/16-18 ball point screws
	27S62GL	H.D. nozzle 5/8" (copper)	22.	104	Cable connector block assembly
	27S75GL	H.D. nozzle 3/4" (copper)	23.	125FM-SET	Binder screws for connector block (set of 2)
	27T38	Tapered nozzle 3/8" (brass)	24.	185	Connector block w/binder screws
	27TC38	Tapered nozzle 3/8" (copper)	25.	135-14	Clamp - connector block
	27T50	Nozzle 1/2" bottle (copper)	26.	R185-SC	Screws for housing (4)
	27T50HD	Heavy duty nozzle 1/2" bottle (copper) see pg. 82 for drawing	27.	R185-H	Housing
	27K50	Medium duty nozzle 1/2" (copper)	28.	R185-S	Spring
	27K62	Medium duty nozzle 5/8" (copper)	29.	144-6S	Spring strain relief for handle
1a.	27S50WC	Optional water cooled nozzle 1/2" (copper)	30.	450-2	2' replacement heavy duty cable assembly
	27S62WC	Optional water cooled nozzle 5/8" (copper)		450-4	4' replacement heavy duty cable assembly
	27S75WC	Optional water cooled nozzle 3/4" (copper)		450-6	6' replacement heavy duty cable assembly
2a.	17S	See chart (standard)		450-8	8' replacement heavy duty cable assembly
2b.	16S	See chart		450-10	10' replacement heavy duty cable assembly
3a.	17ST	See chart		450-12	12' replacement heavy duty cable assembly
3b.	16ST	See chart		450-15	15' replacement heavy duty cable assembly
3c.	17SLT	Contact tip use with 27T38 nozzle		450-20	20' replacement heavy duty cable assembly
4.	57HD	Heavy duty Gas diffuser		450-25	25' replacement heavy duty cable assembly
5.	44C	Set screw for gas diffuser/conduit	31.	R174-UA	Standard connector plug w/64N
6.	240	Retaining ring		R174-UAG	Connector plug with gas hole w/64N
7.	260	O-ring	32.	R174-T	Connector, PROFAX
8.	54AMTHD	Heavy duty 450 amp head (standard)		R174-L	Connector, Lincoln®
9.	405-22HD	Heavy duty Gooseneck 22° optional		R174-M	Connector, Miller®
	405-45HD	Heavy duty Gooseneck 45° optional	33.	44-3545-1	1' wire conduit assy. used with .035-.045 dia. wire
	405-60HD	Heavy duty Gooseneck 60° optional		44-116-1	1' wire conduit assy. used with .052-1/16" dia. wire
	405-180HD	Heavy duty Gooseneck 180° optional		44-564-1	1' wire conduit assy. used with 5/64" dia. wire
9a.	54TAMT	Head for gooseneck - optional		44-3545-15	15' wire conduit assy. used with .035-.045 dia. wire
10.	45IN	Insulator (2 req'd)		44-116-15	15' wire conduit assy. used with .052-1/16" dia. wire
11.	45OTS	Outer tube short		44-564-15	15' wire conduit assy. used with 5/64" dia. wire
12.	45ITPS	Short internal tube (plug)		44N-3545-15	15' nylon lined conduit assy. used with (aluminum).035-.047
13.	45OTL	Outer tube long		44N-116-15	15' nylon lined conduit assy. used with (aluminum)1/16"
14.	45ITPL	Long internal tube (plug)		44-3545-25	25' wire conduit assy. used with .035-.045 dia. wire
15.	174AMT	Plug (standard)		44-116-25	25' wire conduit assy. used with .052-1/16" dia. wire
	174AMT-M	Plug, Miller®		44-564-25	25' wire conduit assy. used with 5/64" dia. wire
16.	224	O-ring	34.	32PAMT	Barrel w/rack 32 pitch (Optional)
17.	64ITNL	Internal tube long (w/18-480 snap ring)			



500 Amp AMT Machine Torch



PROFAX NO.	DESCRIPTION	
65AMT-175	500 amp body w/plug - for use with 12" units.	
65MAMT-175	500 amp miniature body	
65SAMT-175	500 amp short body w/plug - for use with 8-3/4" units.	
65AMTN	500 amp body w/nipple - for use with cable hose type units.	
65SAMTN	500 amp short body w/nipple - for use with cable hose type units.	


Standard Features

- Totally rebuildable • Extra flexible cable • Economical replacement components
- 1-3/8" torch barrel diameter • Wide variety of wire sizes
- Adapter kits available for most wire feeders
- Optional remote start control available
- *Special length guns available on request.

DESCRIPTION

The 500 Amp AMT Mig Gun is available in 2', 4', 6', 8', 10', 12', 15', 20' and 25' cable assemblies and is capable of running .035 through 7/64" wire. Direct mount guns available upon request for most manufacture's feeders.

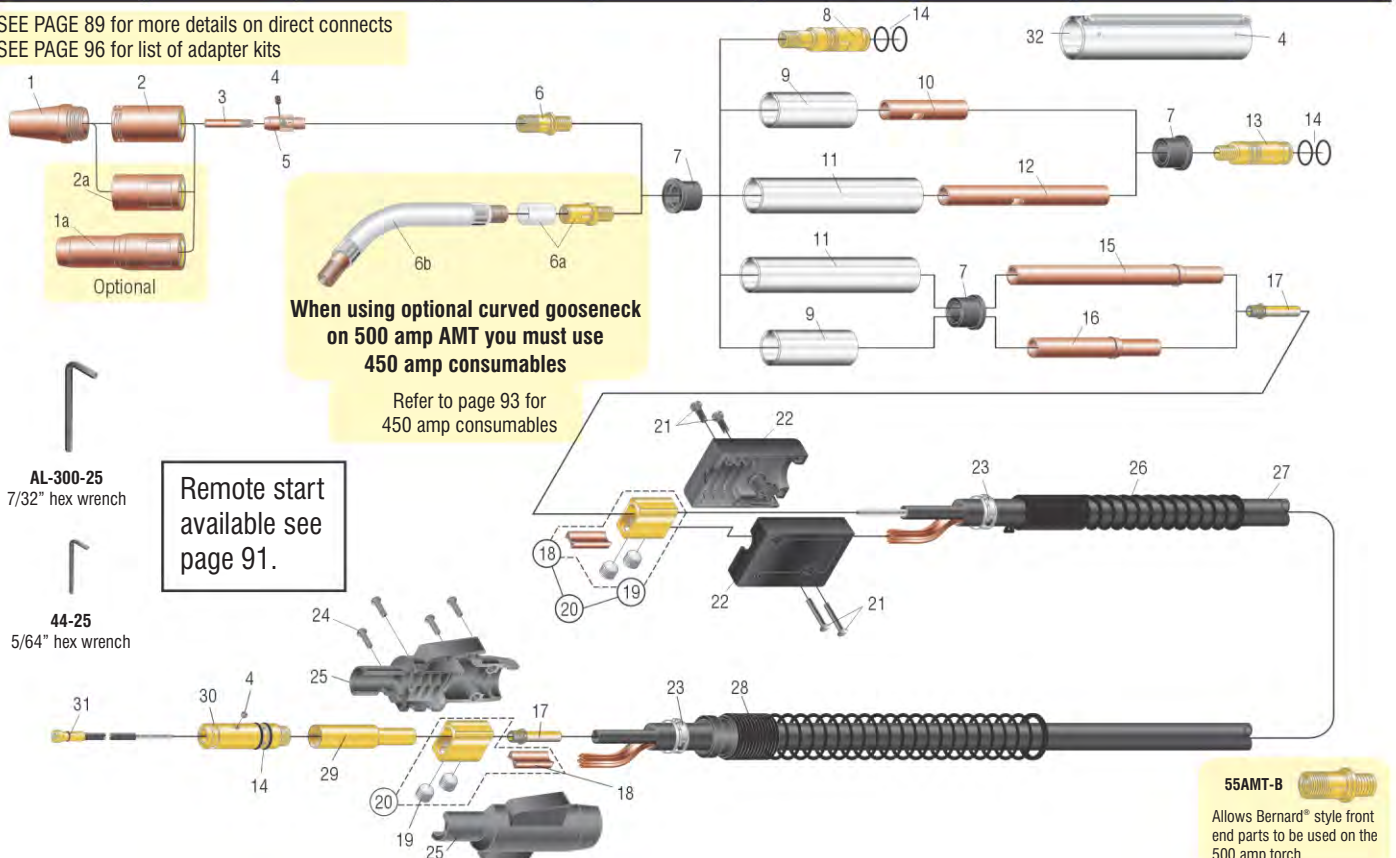
500 Amp AMT Machine Torch



Complete 500 Amp AMT Machine Torch Packages

2'	4'	6'	8'	10'	12'	15'	20'	25'
AMT500-3545-2	AMT500-3545-4	AMT500-3545-6	AMT500-3545-8	AMT500-3545-10	AMT500-3545-12	AMT500-3545-15	AMT500-3545-20	AMT500-3545-25
AMT500-116-2	AMT500-116-4	AMT500-116-6	AMT500-116-8	AMT500-116-10	AMT500-116-12	AMT500-116-15	AMT500-116-20	AMT500-116-25
AMT500-564-2	AMT500-564-4	AMT500-564-6	AMT500-564-8	AMT500-564-10	AMT500-564-12	AMT500-564-15	AMT500-564-20	AMT500-564-25
AMT500-332-2	AMT500-332-4	AMT500-332-6	AMT500-332-8	AMT500-332-10	AMT500-332-12	AMT500-332-15	---	---
AMT500-764-2	AMT500-764-4	AMT500-764-6	AMT500-764-8	AMT500-764-10	AMT500-764-12	AMT500-764-15	---	---

SEE PAGE 89 for more details on direct connects
SEE PAGE 96 for list of adapter kits



TO ORDER DIRECT CONNECT AMT MACHINE TORCHES

- Lincoln® Direct** - Add an LN for the "Old Style" 3/4" dia. rear adapter.
e.g. AMTLN500-3545-15
- Miller® Direct** - Add an M. e.g. AMTM500-3545-15

TO ORDER DIRECT CONNECT SAMT MACHINE TORCHES

- Lincoln® Direct** - Add an LN for the "Old Style" 3/4" dia. rear adapter.
e.g. SAMTLN500-3545-15
- Miller® Direct** - Add an M. e.g. SAMTM500-3545-15



500 Amp AMT Machine Torch Parts List



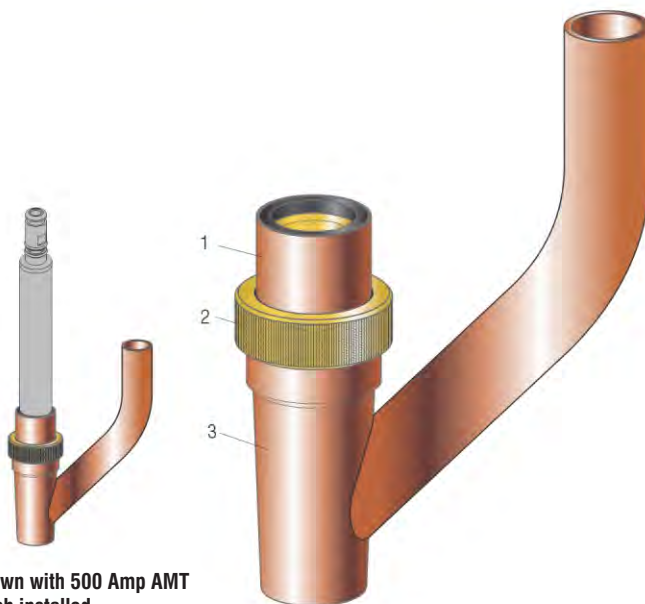
NO.	PROFAX NO.	DESCRIPTION	NO.	PROFAX NO.	DESCRIPTION
1.	25CT-50	Nozzle 1/2", coarse thread	13.	175AMT	500 amp plug (standard)
	25CT-62	Nozzle 5/8", coarse thread (standard)		175AMT-M	500 amp plug, Miller®
	25CT-75	Nozzle 3/4", coarse thread	14.	225	O-ring
1a.	25I-62	Nozzle 5/8", self insulated	15.	65ITNL	Internal tube long (w/18-480 snap ring)
	25I-75	Nozzle 3/4", self insulated	16.	65ITNS	Internal tube short (w/18-480 snap ring)
2.	35CT	Insulator, use w/coarse thread nozzle (standard)	17.	65N	Nipple
2a.	35CT-HT	Insulator, high temp	18.	114	Separator
3.	15H35	Contact tip .035	19.	A-532-24	9/16-18 ball point screws
	15H45	Contact tip .045	20.	104	Cable connector block assembly
	15H52	Contact tip .052	21.	125FM-SET	Binder screws for connector block (set of 2)
	15H116	Contact tip 1/16"	22.	185	Connector block w/binder screws
	15H564	Contact tip 5/64"	23.	134-15	Clamp - connector block (2 req'd)
	15H332	Contact tip 3/32"	24.	R185-SC	Screws for housing (4)
	15H764	Contact tip 7/64"	25.	R185-H	Housing
	15AH364	Contact tip 3/64" (for aluminum)	26.	145-6S	Spring strain relief
	15AH116	Contact tip 1/16" (for aluminum)	27.	500-10	10' replacement cable assembly
	15HFC35	Contact tip .035		500-12	12' replacement cable assembly
	15HFC45	Contact tip .045		500-15	15' replacement cable assembly
	15HFC52	Contact tip .052		500-20	20' replacement cable assembly
	15HFC116	Contact tip 1/16"		500-25	25' replacement cable assembly
	15HFC564	Contact tip 5/64"		500CK	Cloth wrap replacement cable assy.(per foot)
	15HFC332	Contact tip 3/32"	28.	R185-S	Spring
	15HFC764	Contact tip 7/64"	29.	R175-UA	Standard connector plug w/65N
	15AHFC364	Contact tip 3/64" (for aluminum)		R175-UAG	Connector plug with gas hole w/65N
	15AHFC116	Contact tip 1/16" (for aluminum)	30.	R175-T	Connector, standard
4.	44C	Set screw for gas diffuser and conduit		R175-L	Connector, Lincoln®
5.	55	Gas diffuser (5/64 wire)		R175-M	Connector, Miller® (w/R175M-N nipple)
	55H	Gas diffuser (3/32-7/64 wire)	31.	45-3545-1	1' wire conduit assy. used w/.035-.045 dia. wire
	55SW	Gas diffuser (.035-1/16 wire)		45-116-1	1' wire conduit assy. used w/.052-1/16" dia. wire
6.	55AMT	500 amp head		45-564-1	1' wire conduit assy. used w/5/64" dia. wire
6a.	54TAMT	Optional head for gooseneck		45H-332-1	1' wire conduit assy. used w/3/32" dia. wire
6b.	505-22	Gooseneck 22°		45H-764-1	1' wire conduit assy. used w/7/64" dia. wire
	505-45	Gooseneck 45°		45-3545-15	15' wire conduit assy. used w/.035-.045 dia. wire
	505-60	Gooseneck 60°		45-116-15	15' wire conduit assy. used w/.052-1/16" dia. wire
7.	45IN	Insulator (2 req'd)		45-564-15	15' wire conduit assy. used w/5/64" dia. wire
8.	65MAMT-175	Miniature body		45H-332-15	15' wire conduit assy. used w/3/32" dia. wire
9.	45OTS	Outer tube short		45H-764-15	15' wire conduit assy. used w/7/64" dia. wire
10.	45ITPS	Short internal tube (plug)		45-3545-25	25' wire conduit assy. used w/.035-.045 dia. wire
11.	45OTL	Outer tube long		45-116-25	25' wire conduit assy. used w/.052-1/16" dia. wire
12.	45ITPL	Long internal tube (plug)		45-564-25	25' wire conduit assy. used w/5/64" dia. wire
			32.	32PAMT	Barrel w/rack 32 pitch (Optional)

Standard tip series

500 Amp AMT Machine Torch

25SA-75 - Sub Arc Assembly

Designed for running Sub Arc with the 500 Amp AMT



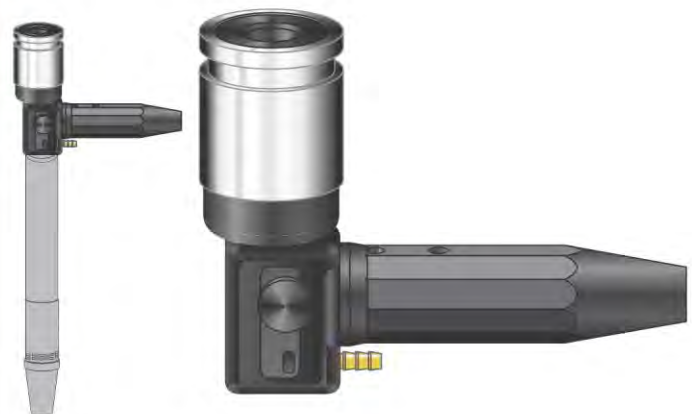
Shown with 500 Amp AMT Torch installed

NO.	PROFAX NO.	DESCRIPTION
1	25SA-75-2	Insulator
2	25SA-75-3	Nut
3	25SA-75-1	Nozzle

25NA-LS

For adapting the 500 Amp AMT to Lincoln® NA3, 4 and 5 heads for running wire with gas coverage

To order the adapter with 120VAC solenoid kit order 25NA-WS



Shown with 500 Amp AMT Torch installed


PROFAX NO.	DESCRIPTION
25NA-LS	Adapter



Complete Adapter Kits for 180, 250, 400, 450 & 500 Amp Guns



Complete Adapter Kits

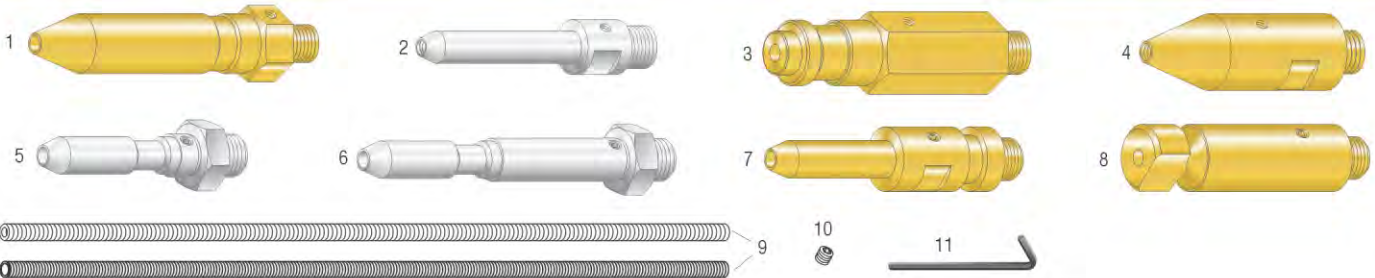


PROFAX NO.	DESCRIPTION
TLAK7-35	PROFAX 180, 250, 400 & 450 Amp MIG Guns Lincoln® for the "Old Style" 3/4" dia. rear adapter: LN7, LN8, LN9, and LN25 w/AC solenoid valve
6TLAK7-35	PROFAX 500 Amp MIG Gun Lincoln® for the "Old Style" 3/4" dia. rear adapter: LN7, LN8, LN9, and LN25 w/AC solenoid valve
TLAK7-35-LS	PROFAX 180, 250, 400 & 450 Amp MIG Guns Lincoln® for the "Old Style" 3/4" dia. rear adapter: SP150, SP200, LN7, LN8, LN9, and LN25 less solenoid valve NOTE: for LN25 Pro order gun with standard PROFAX back end and LAK 354 installed.
6TLAK7-35-LS	PROFAX 500 Amp MIG Gun Lincoln® for the "Old Style" 3/4" dia. rear adapter: LN7, LN8, LN9, and LN25 less solenoid valve
TAK-35-L23*	PROFAX 180, 250, 400 & 450 Amp MIG Guns Esab® (L-Tec/Linde®) Digamig, Mig 35, and SWM23
6TAK-35-L23*	PROFAX 500 Amp MIG Gun Esab® (L-Tec/Linde®) Digamig, Mig 35, and SWM23
TMSAK-35	PROFAX 180, 250, 400 & 450 Amp MIG Guns Miller® Millermatic 141, 190, 200, 210, 211, 212, 250, 250x, 251, 252, 300, 350 and Vintage. 8VS, 12RC and 12VS, R115, S-22, S-32, Super 32, Extreme 12VS, and all 50, 60, 72, and 74 series feeders.
6TMSAK-35	PROFAX 500 Amp MIG Gun Miller® R115, S-22, S-32, Super 32, and all 50, 60, 72, and 74 series feeders
TAK-35-MS*	PROFAX 180, 250, 400 & 450 Amp MIG Guns Miller® 10A, 10E, 30A, 30B, 30E, 70A, and 80A
6TAK-35-MS*	PROFAX 500 Amp MIG Gun Miller® 10A, 10E, 30A, 30B, 30E, 70A, and 80A
TAK-35-HO*	PROFAX 180, 250, 400 & 450 Amp MIG Guns Hobart® 27, 44, 70, 70S, AGH27, Dualmatic 27/70, H3S, H4S, H6S, Mega-Conds, and Portawire 55.
TAK-35-L20*	PROFAX 180, 250, 400 & 450 Amp MIG Guns Linde® SWM20, 34, 37, and AGA 200
TAK-35-L31*	PROFAX 180, 250, 400 & 450 Amp MIG Guns Linde® Mig 31, 31A, 32, SWM31, and SWM39

* - Without electrical plug on one end
A - Optional gas hose fitting

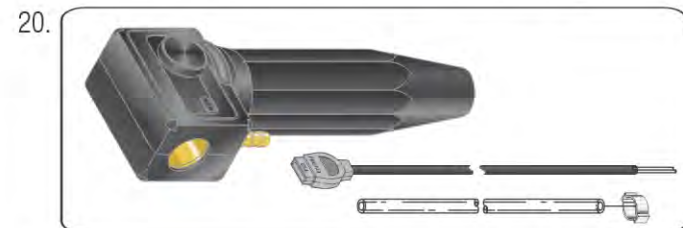



Adapter Plug Packages & Replacement Components



NO.	PROFAK NO.	DESCRIPTION	NO.	PROFAK NO.	DESCRIPTION
1.	TMSAK-352	Miller® Millermatic 200, 210, 212, 250, 250X, 251, 252, 300, 350 & Vintage. S-22, S-32 and 50, 60, 72, and 74 series feeders. 8VS, 12RC and 12VS, Extreme 12VS, R115.	9.	TAK-352-18 TAK-352-23 TAK-352-3035 TAK-352-3545 TAK-352-564 TAK-352-A116 TAK-352-A364	Spring liner for adapter plug for 3/32" - 1/8" wire Liner for adapter plug for .023 wire Liner for adapter plug for .030-.035 wire Liner for adapter plug for .035-.045 wire* Liner for adapter plug for 5/64" wire* Liner for adapter plug for 1/16" aluminum wire* Liner for adapter plug for .035-3/64" aluminum wire
2.	TAK-352-MS	Miller® 10A, 10E, 30A, 30B, 30E, 70A, & 80A.	10.	44C	Set screw
3.	TLAK-352	Lincoln® LN7, LN8, LN9, and LN25	11.	44-25	5/64" hex wrench (packed in all plug packages) *Packed in all plug packages
4.	TAK-352-L23	Esab® (L-Tec/Linde®) (Digamig, Mig35, SWM23)			
5.	TAK-352-L31	Linde/L-Tec® (SWM 31, 39, Mig 31, 31A, & Mig 32)			
6.	TAK-352-L20	Linde/L-Tec® (SWM 20, 34, 37, AGA 200)			
7.	TAK-352-HO	Hobart® wire guide outlet plug assembly			
8.	TAK-352-P	Panasonic® Gunslinger 260			

NO.	PROFAK NO.	DESCRIPTION
1.	AK-354	Control plug assembly (Standard Kits)
2.	LAK-354	Control plug assembly Lincoln®
3.	MSAK-354	Control plug assembly Miller®
4.	MK-353-24	Gas hose 24" long
5.	AK-353-2A	Gas hose clamp (2 req'd)
6.	AK-354-TA	Control plug assembly 8 pin Thermal Arc®
7.	HAK-354	Control plug assembly Hobart®
8.	24R-MBP	Connector sleeve
9.	A-14-24	Ball point screw
10.	PAK-1-3	Thumb screw
11.	35-170-5	Nipple 1/4" x 20
12.	2-5	Screw
13.	TAK-1	Adapter assembly 250 and 400 amp guns
	6TAK-1	Adapter assembly for 500 amp guns
14.	TLAK-1	Adapter assembly 250 and 400 amp guns
	6TLAK-1	Adapter assembly for 500 amp guns
15.	TLAK7-353-S	Gas solenoid valve assembly - 120 Volt AC
	MAK-353-S	Gas solenoid valve assembly - 24 Volt AC
16.	154-M	Screw (2 req'd)
17.	AK-353-2	1/4" NPT nipple adapter
18.	AK-353-2A	Gas hose clamps
19.	AK-353	Gas hose with 1/4" NPT nipple adapter
20.	TAK-351	Feeder end adapter kit with connector plug for 250 and 400 amp guns.
	6TAK-351	Feeder end adapter kit with connector plug for 500 amp guns.
21.	TLAK-351	Feeder end adapter kit with connector plug for 250 and 400 amp guns.
	6TLAK-351	Feeder end adapter kit with connector plug for 500 amp guns.




Complete Adapter Kits



Platinum 600 Amp Water Cooled MIG Gun



A straight machine torch is available on request.



RATINGS

AMPS	DUTY CYCLE	TYPE/GAS MIX
600	100%	CO2
		75-25 FLUX CORE
500	100%	PULSE MIG
		80-20
		98-2 95-5

*All guns shipped with matching quick connects for water.

Platinum 600 Amp WC MIG Gun

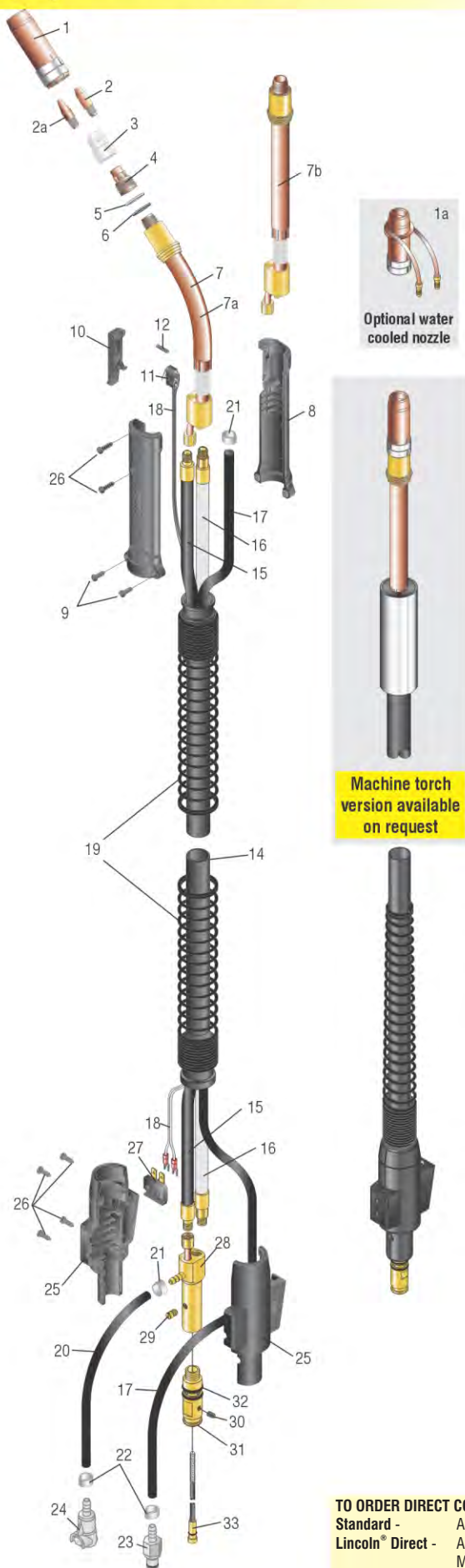
PROFAX NO.	DESCRIPTION	PROFAX NO.	DESCRIPTION
PWC-35-12	12' water cooled MIG gun .035 wire	PWC-35-15	15' water cooled MIG gun .035 wire
PWC-45-12	12' water cooled MIG gun .045 wire	PWC-45-15	15' water cooled MIG gun .045 wire
PWC-364A-12	12' water cooled MIG gun 3/64" aluminum wire	PWC-364A-15	15' water cooled MIG gun 3/64" aluminum wire
PWC-52-12	12' water cooled MIG gun .052 wire	PWC-52-15	15' water cooled MIG gun .052 wire
PWC-116-12	12' water cooled MIG gun 1/16" wire	PWC-116-15	15' water cooled MIG gun 1/16" wire
PWC-116A-12	12' water cooled MIG gun 1/16" aluminum wire	PWC-116A-15	15' water cooled MIG gun 1/16" aluminum wire
PWC-564-12	12' water cooled MIG gun 5/64" wire	PWC-564-15	15' water cooled MIG gun 5/64" wire
PWC-332-12	12' water cooled MIG gun 3/32" wire	PWC-332-15	15' water cooled MIG gun 3/32" wire

PROFAX NO.	DESCRIPTION	TIP I.D.	PROFAX NO.	DESCRIPTION	
16W35	Contact tip .035	.044	26W75F	Nozzle 3/4"	
16W40	Contact tip .040	.049			
16W45	Contact tip .045	.054			
16W364A	Contact tip 3/64" aluminum	.060			
16W52	Contact tip .052	.062			
16W116	Contact tip 1/16"	.073			
16W116A	Contact tip 1/16" aluminum	.078			
16W564	Contact tip 5/64"	.093			
16W332	Contact tip 3/32"	.109			
16WT35	Tapered contact tip .035	.044			
16WT45	Tapered contact tip .045	.054			
16WT52	Tapered contact tip .052	.062			
16WT116	Tapered contact tip 1/16"	.073			
26W50F	Nozzle 1/2"	1/2" I.D.	26W50R	Nozzle 1/2"	
26W62F	Nozzle 5/8"	5/8" I.D.	26W75R	Nozzle 3/4"	

*Standard shipped with gun.



Platinum 600 Amp Water Cooled MIG Gun



600 AMP PARTS LIST

NO.	PROFAX NO.	DESCRIPTION
1.	26W50F	Nozzle 1/2" flush
	26W62F	Nozzle 5/8" flush
	26W75F	Nozzle 3/4" flush
	26W37R	Nozzle 3/8" recessed
	26W50R	Nozzle 1/2" recessed
	26W62R	Nozzle 5/8" recessed (standard)
	26W75R	Nozzle 3/4" recessed
1a.	26W50RWC	1/2" water cooled nozzle recessed
	26W62RWC	5/8" water cooled nozzle recessed
	26W75RWC	3/4" water cooled nozzle recessed
2.	16W35	Contact tip .035 .044 I.D.
	16W40	Contact tip .040 .049 I.D.
	16W45	Contact tip .045 .054 I.D.
	16W364A	Contact tip 3/64" A .060 I.D.
	16W52	Contact tip .052 .064 I.D.
	16W116	Contact tip 1/16" .073 I.D.
	16W116A	Contact tip 1/16" A .078 I.D.
	16W564	Contact tip 5/64" .093 I.D.
	16W332	Contact tip 3/32" .109 I.D.
2a.	16WT35	Tapered contact tip .035 .044 I.D.
	16WT45	Tapered contact tip .045 .054 I.D.
	16WT52	Tapered contact tip .052 .062 I.D.
	16WT116	Tapered contact tip 1/16" .073 I.D.
3.	26HTI	Insulator, hi-temp
4.	56W	Gas diffuser
5.	228	O-ring, hi-temp
6.	229	Washer, insulating
7.	66W50	Gooseneck assembly 50° (standard) 8" o.a.l. from handle
7a.	66W50S	Optional gooseneck assy. 50°(2" shorter) 6" o.a.l. from handle
7b.	66W180	Optional gooseneck assembly straight 8" o.a.l. from handle
8.	86W	Handle, with screws
9.	126SS	Short screw for handle (2 req'd)
10.	96T	Trigger
11.	96S	Switch
12.	196	Spring, trigger
14.	601-12	12' Outer cover assembly
	601-15	15' Outer cover assembly
15.	602-12	12' Power cable assembly
	602-15	15' Power cable assembly
	602EQ-12	12' Power cable assembly (for Euro-Quick® guns)
	602EQ-15	15' Power cable assembly (for Euro-Quick® guns)
16.	603-12	12' Conduit assembly
	603-15	15' Conduit assembly
17.	604-12	12' Water in hose assembly, w/fittings
	604-15	15' Water in hose assembly, w/fittings
18.	605-12	12' Switch assembly, w/switch & terminals
	605-15	15' Switch assembly, w/switch & terminals
19.	R186-S	Spring strain relief
20.	606	Water out hose assembly, w/fittings
21.	168	Hose clamp (2 req'd)
22.	188	Hose clamp (2 req'd)
23.	66M	Male quick connect fitting
24.	66F	Female quick connect fitting
25.	R186-H	Housing, with screws
26.	R185-SC	Screw for housing and handle (6 req'd)
27.	194	Connector tab assembly
28.	608W	Block assembly
29.	1R-W	Screw plug
30.	44C	Set screw for liner, 8-32
31.	R174-T	Connector, Standard
	R174-L	Connector, Lincoln®
	R174-M	Connector, Miller®
32.	224	O-ring for standard connector
33.	44-3545-15	15' liner for .035-.045 wire
	44N-3545-15	15' liner for .035-.047 aluminum wire
	44-116-15	15' liner for .052-1/16" wire
	44N-116-15	15' liner for 1/16" aluminum wire
	44-564-15	15' liner for 5/64" wire
	44-332-15	15' liner for 3/32" wire

Platinum 600
Amp WC MIG Gun

TO ORDER DIRECT CONNECT WATER COOLED GUNS

Standard -	All wire feeders that accept the PROFAX rear adapter	e.g. PWC-35-12
Lincoln® Direct -	Add an LN for the Lincoln® "Old Style" 3/4" dia. rear adapter	e.g. PWCLN-35-12
	Most other Lincoln® machines use the PROFAX standard rear adapter	e.g. PWC-35-12
Miller® Direct -	Add an M for all Miller® rear adapters	e.g. PWCM-35-12
Euro-Quick -	Add an X for all Euro-Quick rear adapters	e.g. PWCX-35-12

For adapter kits for other style feeders see page 96.



BT-600/BT-600R*/ST-600 Water Cooled Machine Torch



*(BT-600R has 32 pitch rack mounted on torch body)

RATINGS		
AMPS	DUTY CYCLE	TYPE/GAS MIX
600	100%	CO ₂
		75-25 FLUX CORE PULSE MIG
500	100%	80-20
		98-2
		95-5
		92-8

- .035-5/64" Wire (3/32" special order)
- 1-3/8" Round Body for Mounting (ST-600 body is 2" long, BT-600 body is 9" long)
- Ideal for Overlay & Buildup Applications
- Comes Standard with 30" Power Cable and Hose Assemblies & 60" QCC Conduit (Custom lengths available)
- Adapts Easily to Most Wire Feeders with PROFAX R174 Adapter Plugs


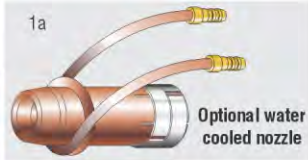
BT-600 (Complete torch assembly)



BT-600R (Complete torch assembly)



ST-600 (Complete torch assembly)



BT-600/ST-600

BT-600 / ST-600 Parts List

NO.	PROFAX NO.	DESCRIPTION	NO.	PROFAX NO.	DESCRIPTION
1.	26W50F	Nozzle 1/2" flush	4.	56W	Gas diffuser
	26W62F	Nozzle 5/8" flush	5.	228	O-ring, hi-temp
	26W75F	Nozzle 3/4" flush	6.	229	Washer, insulating
	26W50R	Nozzle 1/2" recessed	7.	B600W	Torch Head
	26W62R	Nozzle 5/8" recessed (standard)	8.	B600W-R	Torch Head with 32 Pitch Rack
	26W75R	Nozzle 3/4" recessed	9.	S600W	Torch Head
1a.	26W50RWC	1/2" water cooled nozzle recessed	10.	QCB	Connector
	26W62RWC	5/8" water cooled nozzle recessed	11.	205	Insulator
	26W75RWC	3/4" water cooled nozzle recessed	12.	QCC-60	Conduit 60" length
2.	16W35	Contact tip .035 .044 I.D.	13.	QCF-1/2	Connector
	16W45	Contact tip .045 .054 I.D.	14.	206	Heat Shrink
	16W364A	Contact tip 3/64" A .060 I.D.	15.	S601	Gas hose 30" length
	16W52	Contact tip .052 .062 I.D.	16.	S602	Power cable assembly 30" length
	16W116	Contact tip 1/16" .073 I.D.	17.	S603	Water hose 30" length
	16W116A	Contact tip 1/16" A .078 I.D.	18.	44-Series Liner	Liner (Cut to length)
	16W564	Contact tip 5/64" .093 I.D.	19.	BT600-OR	O-ring
	16W332	Contact tip 3/32" .109 I.D.	20.	45V11	Power cable adapter
	3.	26HTI	Insulator, hi-temp		

Optional: Remote Start Switch






PROFAX NO.	DESCRIPTION
RSLCN-15	Lincoln® 15'
RSLCN-25	Lincoln® 25'
RSCM-15	Miller® 15'
RSCM-25	Miller® 25'




QUICK REFERENCE SELF-SHIELDED FLUX CORE GUNS



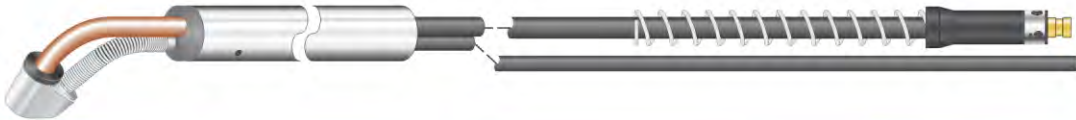
		AMPERAGE	PAGE
130GL		130	102-103
1260		350	104-105
1150		450	106-107

SUBARC GUNS

1130			600	110-111
------	---	--	-----	---------

NG-550			550	109
--------	---	--	-----	-----

AEC 550			550	112-113
---------	---	--	-----	---------

SMALL BORE 550			550	114
----------------	--	--	-----	-----

INTERNAL MIG TORCH


IMT 250			250	115
---------	--	--	-----	-----



130GL Self Shield Flux Core Gun



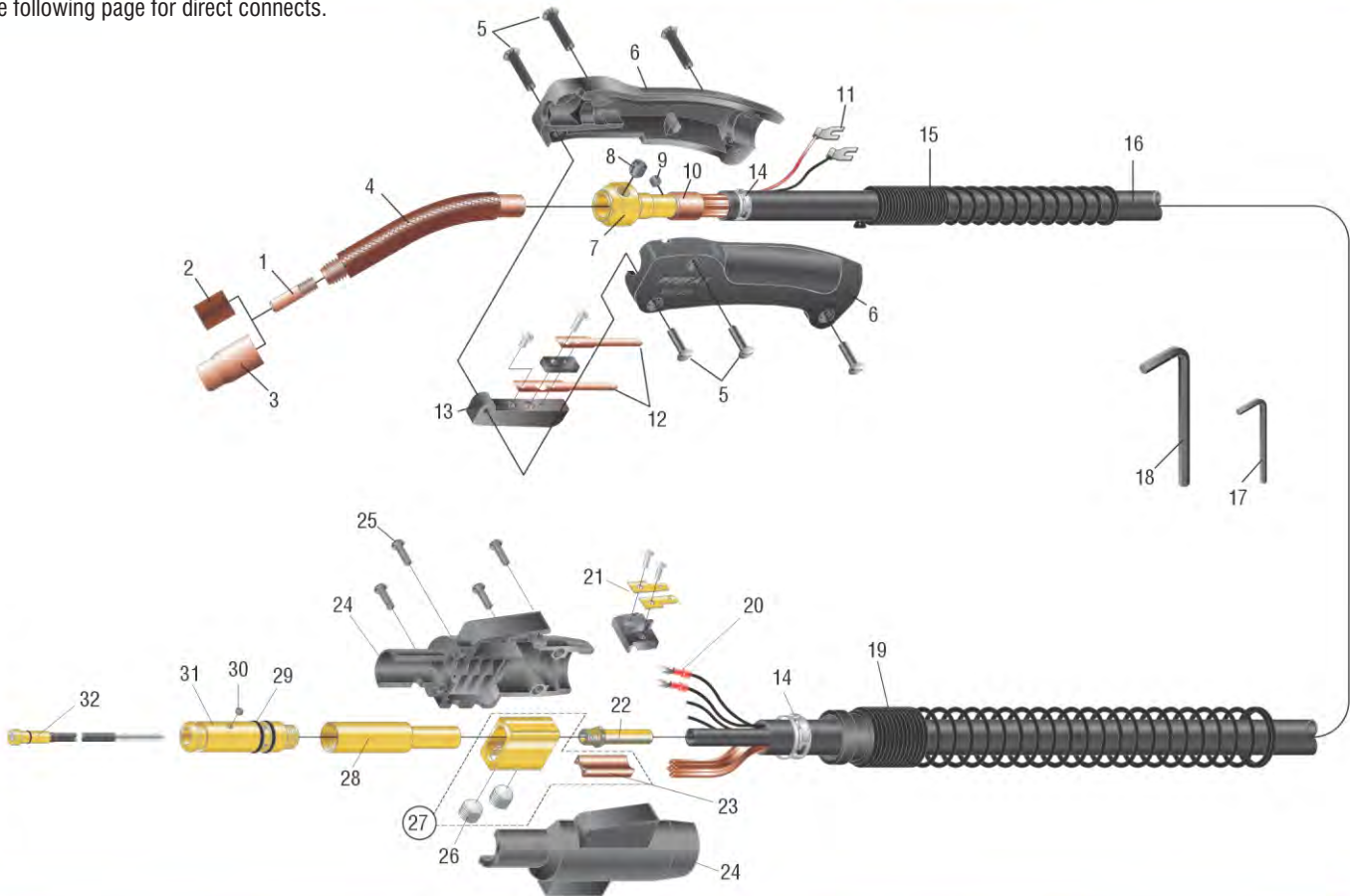
130 AMP



The ideal gun for the 110 and 220 volt single phase units running .030 and .035 gasless flux core wire.

PROFAX NO.	LENGTH	WIRE SIZE	PROFAX NO.	LENGTH	WIRE SIZE	PROFAX NO.	LENGTH	WIRE SIZE
130GL-3035-10	10'	.030-.035	130GL-3035-12	12'	.030-.035	130GL-3035-15	15'	.030-.035

*See following page for direct connects.



**130GL
Self-Shielded**

130GL Gun Parts List

NO.	PROFAX NO.	DESCRIPTION	NO.	PROFAX NO.	DESCRIPTION	NO.	PROFAX NO.	DESCRIPTION
1.	12-650	Contact tip .030	14.	0155	Cable clamp	26.	A-532-24	9/16" ball point screws
2.	11-231	Thread protector	15.	180-6S	Spring strain relief for handle	27.	104	Cable connector block assy.
3.	11-250	Insulated nozzle - optional	16.	180-10	10' replacement cable assy.	28.	R172-UA	Standard connector plug w/62N
4.	13-300	Gooseneck 45°	180-12	12' replacement cable assy.	29.	R172-UAG	Conn. plug w/gas hole w/62N	
5.	122FM-SET	Binders(4ea.) & screws(4ea.)	180-15	15' replacement cable assy.	30.	224	O-ring	
6.	180G	Handle with binder screws	180K	Bulk cable (per foot)	31.	44C	Set screw for conduit 8-32	
7.	180-1	Cable connector block assy.	17.	44-25	Hex wrench 5/64"	32.	R174-C	Connector, Century®
8.	516-24	Conductor tube set screw (5/16-24)	18.	AL-300-532	Hex wrench 5/32"		R174-E	Connector, Esab®
9.	44C	Set screw for conduit 8-32	19.	R185-S	Spring		R174-H	Connector, Hobart®
10.	110-CS1	Crimp sleeve	20.	244	Terminal		R174-L	Connector, Lincoln®
11.	18FT	Flag terminals (2)	21.	194	Connector tab assembly		R174-M	Connector, Miller®
12.	92C	Switch contacts (2) w/screws	22.	62N	Nipple		R174-T	Connector, standard PROFAX
13.	92	Trigger switch assembly	23.	114	Separator		42-3035-15	15' wire conduit assembly
			24.	R185-H	Housing			
			25.	R185-SC	Screws for housing (4)			



130GL Self Shield Flux Core Gun Direct Connect Gun Packages



The following direct connects are available by placing the letters shown before the gun package number.
Example: add an "M" to 130GL-3035-10; M130GL-3035-10 is now a Miller® direct connection.

C-Century®: Powermate 90,160, & 225. Solar®125 (New -1982), Solar®165 (New-1982) Solar®2-175 (New-1982), Solar®2120 and Portable MIG. Snap-On® YA 212, YA219C Portable mig and YA205.



CK-Systematics®: MP-140, 175, 230 and 250. Snap-On®(by Systematics) YA212.



HH-Hobart®: Handler 120, 130 & 150, Betamig 170 and 1800. 10ft. guns only.



H10-Hobart®: Handler 130XL, 135 and 175.




LH-Lincoln®: SP85, SP100, SP100T, SP125 Plus, SP130T, SP135 Plus, SP135T, SP140I, SP170T, SP175T, SP175 Plus, Weldpack 100, 100 Plus, 125, 155.

Hobart®: Betamig 200, 250 and 251.



LN-Lincoln®: SP150, SP200



LP-Lincoln®: Powermig 140C and 180C. Also SP-140T and SP-180T



M-Miller®: Cricket, Cricket XL, Challenger, Sidekick, Sidekick XL, Millermatic 90,120,130, 135, 140, 141, 150, 175, 180, 185, 190, 200, 210, 211, 212, 250, 250x, 251, 252, 300, 350, 350P, Pulser and Vintage. Millermatic 35 (after Jan.1980 beginning with s/n JA356001). 22, 50, 60, and 70 series feeders. X-Treme® 8VS, 12RC and 12VS

Hobart®: Betamig 2510 and Olympic VS.



130GL
Direct Connect

PROFAX NO.	DESCRIPTION	TIP I.D.		PROFAX NO.	DESCRIPTION	
12-650 12-651	Contact tip .030 Contact tip .035	.038 .044		11-250	Insulated nozzle 1/4" stickout	
11-231	Thread protector					



1260 & 2640 Self Shield Flux Core Guns



350 AMP

PROFAX NO.	LINCOLN® PART NO.	WIRE SIZES
1260 Gun		.035", .045", 1/16", .068, .072, 5/64" and 3/32"
1260-10	K126-1	Lincoln® for the "Old Style" 3/4" dia. rear adapter: LN7, LN8, LN9, LN25
1260-15	K126-2	and LN25 Pro with K1500-1 receiver bushing
1260-10MLR		For use with Miller® voltage sensing wire feeders.
1260-15MLR		
1260-10LP		For use on Lincoln® LN25 Pro with K1500-2 receiver bushing
1260-15LP		
X1260-10		For use with euro style wire feeders.
X1260-15		
2640 Gun		
2640-8	K264-8	
2640-10	K361-10	LN22, LN23
2640-15		

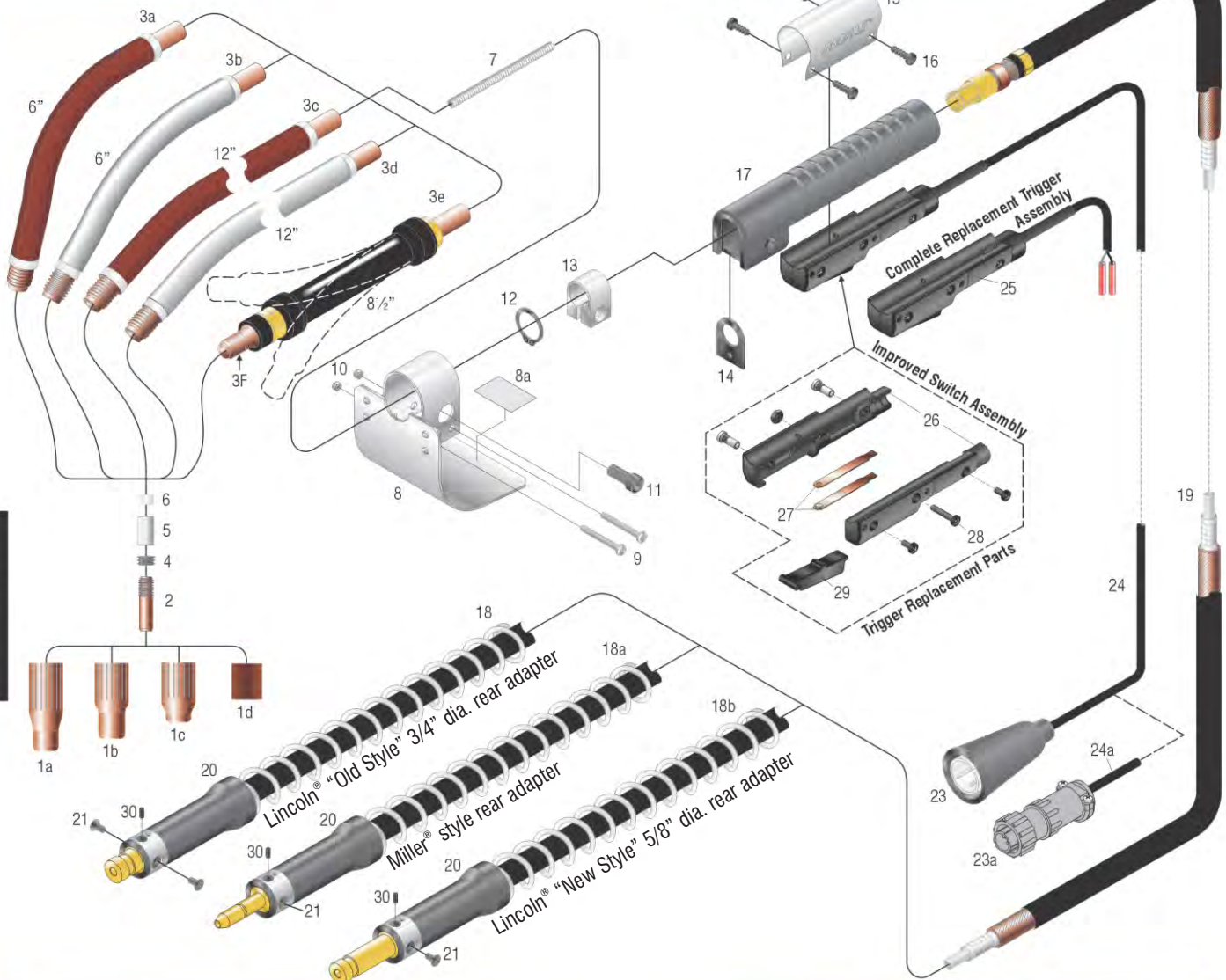


STANDARD FEATURES

- Economical replacement components including liner
- 350 amps / 60% duty cycle
- Wide variety of wire sizes
- Easy field repair
- Adapter kits available for most models of feeders

Special length and bend goosenecks available upon request.

*Specify wire size when ordering.



1260 & 2640

Adapter Kits

PROFAX NO.	DESCRIPTION	PROFAX NO.	DESCRIPTION	PROFAX NO.	DESCRIPTION
AEC-1001MLR	Miller® adapter kit for converting your standard 1260 guns to fit Miller® feeders	AEC-1000HOB	For converting your standard 1260 guns to fit Hefty® & LN25 PRO w/K1500-2 adapter bushing	AEC-1002MLR	Adapter kit for converting Lincoln® LP style gun to fit PROFAX PRO-1VS feeder. (For gasless use only)



1260 Parts List

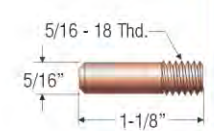


NO.	PROFAX NO.	DESCRIPTION	NO.	PX NO.	DESCRIPTION
1A	11-275	Insulated nozzle 2-3/4" stickout	8A	14-270	INCLUDES Caution decal
1B	11-200	Insulated nozzle 2" stickout	9	18-780	Round head screw #8-32 x 1.50 (2 req'd)
1C	11-250	Insulated nozzle 1-1/4" stickout	10	18-781	Hex cap nut #8-32 (2 req'd)
1D	11-231	Thread protector (standard)	11	14-222	Socket head cap screw
2	12-651	Contact tip .035 .044 I.D.	12	18-480	Retaining ring
	12-652	Contact tip .045 .054 I.D.	13	14-572	Clamp
	12-658	Contact tip .052 .063 I.D.	14	14-819	Spatter shield
	12-653	Contact tip 1/16" .078 I.D.	15	14-297	Switch housing clamp
	12-654	Contact tip .068-.072 .086 I.D.	16	126SS	Screw for switch housing clamp (4 req'd)
	12-656	Contact tip 5/64" .093 I.D.	17	14-340	Handle
	12-657	Contact tip 3/32" .108 I.D.	18	15-310	Conductor cable assembly 10'(Lincoln® Direct)
3A	13-301	30° Gooseneck 6" (standard)		15-315	Conductor cable assembly 15'(Lincoln® Direct)
	13-301SB	30° Gooseneck 6" single bend	18a	15-310M	Conductor cable assembly 10'(Miller® Direct)
	13-304	50° Gooseneck 6"		15-315M	Conductor cable assembly 15'(Miller® Direct)
	13-304SB	50° Gooseneck 6" single bend	18b	15-310LP	Conductor cable assembly 10'(LN25 PRO® Direct)
	13-309	90° Gooseneck 8"		15-315LP	Conductor cable assembly 15'(LN25 PRO® Direct)
	13-301-5	5° Gooseneck 6"			
	13-309-5	5° Gooseneck 8"			
3B	13-301J	30° Jacketed gooseneck 6"	19	15-128	Replacement liner 10', .035-1/16 wires
	13-301SBJ	30° Jacketed gooseneck 6" single bend		15-129	Replacement liner 10', .068-5/64 wires
	13-304J	50° Jacketed gooseneck 6"		15-130	Replacement liner 10', 3/32 wires
	13-304SBJ	50° Jacketed gooseneck 6" single bend		15-133	Replacement liner 15', .035-1/16 wires
	13-309J	90° Jacketed gooseneck 8"		15-134	Replacement liner 15', .068-5/64 wires
				15-135	Replacement liner 15', 3/32 wires
3C	13-306	30° Gooseneck (XL 12")	20	15-531	Insulator sleeve w/spring
	13-306SB	30° Gooseneck (XL 12") single bend	21	18-881	Flat head cap screw #8-32 x 3/8" (2 req'd)
	13-306-5	5° Gooseneck (XL 12")	23	16-052	Trigger plug Lincoln®
	13-308	50° Gooseneck (XL 12")	23a	079878	Trigger plug Miller®
	13-308SB	50° Gooseneck (XL 12") single bend	24	16-910	New style assembly 10'(Lincoln® Direct)
3D	13-306J	30° Jacketed gooseneck (XL 12")		16-915	New style assembly 15'(Lincoln® Direct)
	13-306SBJ	30° Jacketed gooseneck (XL 12") single bend	24a	16-910M	New style assembly 10'(Miller® Direct)
	13-308J	50° Jacketed gooseneck (XL 12")		16-915M	New style assembly 15'(Miller® Direct)
	13-308SBJ	50° Jacketed gooseneck (XL 12") single bend	25	16-500	Complete trigger assembly (New Style)
3E	LFX-1260	Flexible gooseneck for extreme heat	26	16-501	Trigger housing (both halves) (New Style)
3F	LFA-1	Adapter (replaceable)	27	16-502	Contact set (New Style)
		INCLUDES	28	16-503	Screw set (6 pieces) (New Style)
4	18-950	Liner locking screw 5/16"-18	29	16-504	Trigger (New Style)
5	18-940	Steel insert	30	18-628	Socket head screw #8-32 x 7/16"
6	18-930	Ceramic insert			
7	13-506	Replacement gooseneck liner (standard)			
	13-512	Replacement gooseneck liner (XL 30°)			
	13-515	Replacement gooseneck liner (XL 50°)			
8	14-268	Small heat shield assembly			

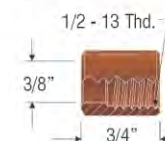
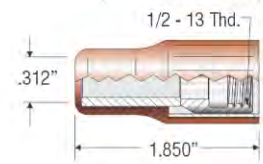
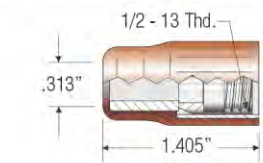
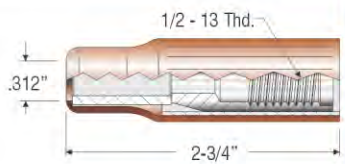
See page 108 for more details on goosenecks.

1260 & 2640

PROFAX NO.	DESCRIPTION	TIP I.D.	PROFAX NO.	DESCRIPTION
12-651	Contact tip .035	.044	11-250	Insulated nozzle 1/4" stickout
12-652	Contact tip .045	.054		
12-658	Contact tip .052	.063		
12-653	Contact tip 1/16"	.078		
12-654	Contact tip .068-.072	.086		
12-656	Contact tip 5/64"	.093		
12-657	Contact tip 3/32"	.108		
			11-200	Insulated nozzle 2" stickout
			11-231	Thread protector



*See page 225 for longer length contact tips.





1150 Self Shield Flux Core Gun



450 AMP

PROFAX NO.	LINCOLN® PART NO.	WIRE SIZES
1150-10'	K115-1	5/64", 3/32", 7/64" and .120
1150-15'	K115-2	Lincoln® for the "Old Style" 3/4" dia. rear adapter: LN7, LN8, LN9, and LN25
1150-10MLR 1150-15MLR		For use with Miller® voltage sensing feeders
1150-10LP 1150-15LP		For use on Lincoln® LN25 Pro with K1500-2 receiver bushing



***Specify wire size when ordering.**

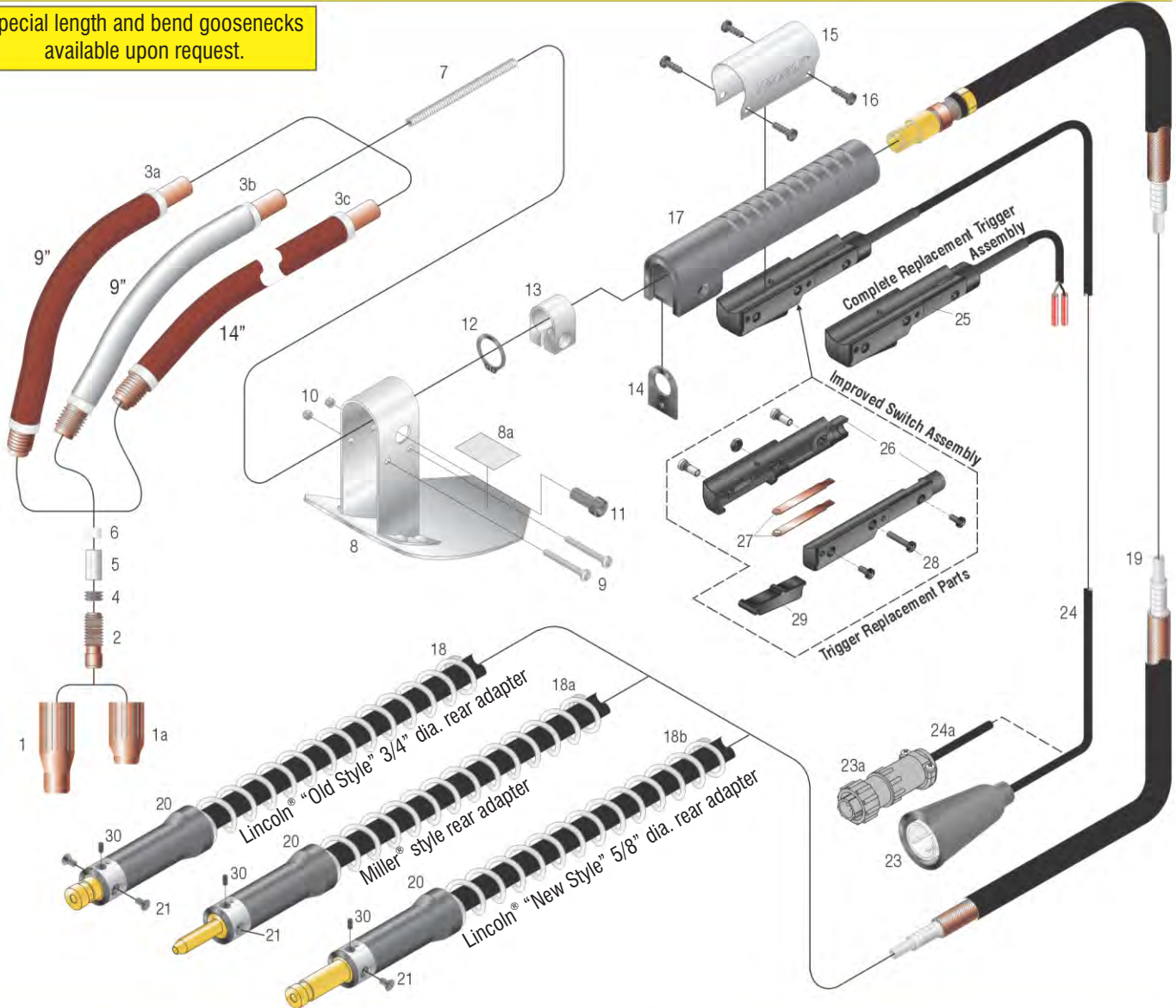
STANDARD FEATURES

- Economical replacement components including liner
- 450 amps / 60% duty cycle
- Wide variety of wire sizes
- Easy field repair
- Adapter kits available for most models of feeders

The 1150 Gun will run 5/64", 3/32", 7/64" and .120 wire. It comes setup for use with the LN-7, LN-8, LN-9 and LN-25 wire feeders. Adapter kits are available for Miller® and Hobart® voltage sensing feeders.

NOTE: For best operation all 1150 flux core guns for 3/32" and larger wire sizes will be shipped with the 13-443-25 25° gooseneck.

Special length and bend goosenecks available upon request.



1150

Adapter Kits

PROFAX NO.	DESCRIPTION	PROFAX NO.	DESCRIPTION
AEC-1000MLR	Miller® adapter kit for converting your standard 1150 guns to fit Miller® feeders	AEC-1000HOB	Hobart® adapter kit for converting your standard 1150 guns to fit Hefty® feeders



1150 Parts List

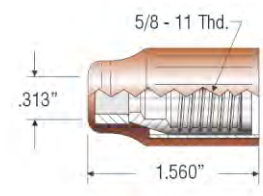
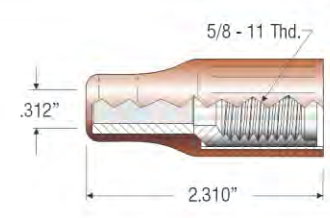
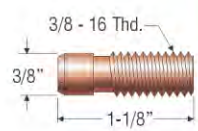


NO.	PROFAX NO.	DESCRIPTION	NO.	PX NO.	DESCRIPTION
1	11-450	Insulated nozzle 2 3/4" stickout (standard)	13	14-572	Clamp
1A	11-455	Insulated nozzle 2" stickout	14	14-819	Spatter shield
2	12-873	Contact tip 1/16"	15	14-297	Switch housing clamp
	12-874	Contact tip .068	16	126SS	Screw for switch housing clamp (4 req'd)
	12-875	Contact tip .072	17	14-340	Handle
	12-876	Contact tip 5/64"	18	15-410	Conductor cable assembly 10'(Lincoln® Direct)
	12-877	Contact tip 3/32"		15-415	Conductor cable assembly 15'(Lincoln® Direct)
	12-878	Contact tip 7/64"		18a	15-410M
	12-880	Contact tip .120-1/8"	15-415M		Conductor cable assembly 15'(Miller® Direct)
3A	13-441	45° Gooseneck 1/16"-5/64" - 9"	18b.	15-410LP	Conductor cable assembly 10' (LN25 PRO® Direct)
	13-443	45° Gooseneck 3/32"-1/8" - 9"		15-415LP	Conductor cable assembly 15' (LN25 PRO® Direct)
	13-443-25	25° Gooseneck 3/32"-1/8" - 9" (standard)	19	15-140	Replacement liner 10', 1/16"-5/64"
	13-484	82° Gooseneck 1/16"-5/64" - 9"		15-145	Replacement liner 15', 1/16"-5/64"
	13-486	82° Gooseneck 3/32"-1/8" - 9"		15-150	Replacement liner 10', 3/32"-1/8"
3B	13-441J	45° Jacketed gooseneck 1/16"-5/64" - 9"	15-160	Replacement liner 15', 3/32"-1/8"	
	13-443J	45° Jacketed gooseneck 3/32"-1/8" - 9"	20	15-531	Insulator sleeve w/spring
	13-443-25J	25° Jacketed gooseneck 3/32"-1/8" - 9"	21	18-881	Flat head cap screw #8-32 x 3/8" (2 req'd)
	13-484J	82° Jacketed gooseneck 1/16"-5/64" - 9"	23	16-052	Trigger plug Lincoln®
	13-486J	82° Jacketed gooseneck 3/32"-1/8" - 9"	23a	079878	Trigger plug Miller®
3C	13-443-14	5° Straight gooseneck 14"	24	16-910	New style assembly 10'(Lincoln® Direct)
	13-443-14J	5° Jacketed gooseneck 14"		16-915	New style assembly 15'(Lincoln® Direct)
INCLUDES			24a	16-910M	New style assembly 10'(Miller® Direct)
4	18-965	Liner locking screw 3/8"-16		16-915M	New style assembly 15'(Miller® Direct)
5	18-960	Steel insert	25	16-500	Complete trigger assembly(New Style)
6	18-912	Ceramic insert .120	26	16-501	Trigger housing (both halves) (New Style)
	18-932	Ceramic insert 3/32"	27	16-502	Contact set (New Style)
7	13-633	Replacement gooseneck liner 3/32"-1/8"	28	16-503	Screw set (6 pieces) (New Style)
	13-641	Use 13-633	29	16-504	Trigger (New Style)
	13-624	Replacement gooseneck liner 1/16"-5/64"	30	18-628	Socket head screw #8-32 x 7/16"
8	14-269	Heat shield assembly	INCLUDES		
8A	14-270	Caution decal	9 18-780 Round head screw #8-32 x 1.50 (2 req'd)		
9	18-780	Round head screw #8-32 x 1.50 (2 req'd)	10 18-781 Hex cap nut #8-32 (2 req'd)		
10	18-781	Hex cap nut #8-32 (2 req'd)	11 14-222 Socket head cap screw		
11	14-222	Socket head cap screw	12 18-480 Retaining ring		
12	18-480	Retaining ring			

See page 109 for more details on goosenecks.

1150

PROFAX NO.	DESCRIPTION	TIP I.D.	PROFAX NO.	DESCRIPTION
12-873	Contact tip 1/16"	.078	11-450	Insulated nozzle 2-3/4" stickout
12-874	Contact tip .068	.083		
12-875	Contact tip .072	.087		
12-876	Contact tip 5/64"	.093		
12-877	Contact tip 3/32"	.109		
12-878	Contact tip 7/64"	.125		
12-880	Contact tip .120-1/8"	.140		
			11-455	Insulated nozzle 2" stickout



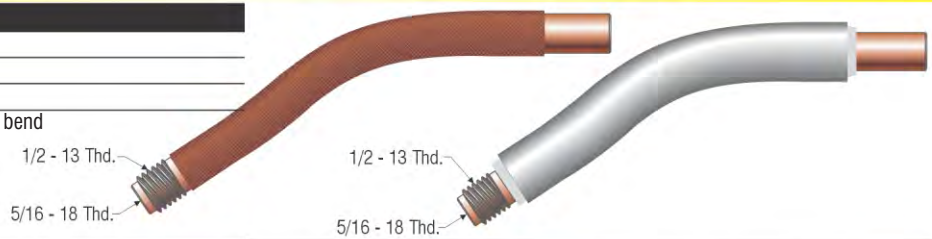


1260 GOOSENECKS



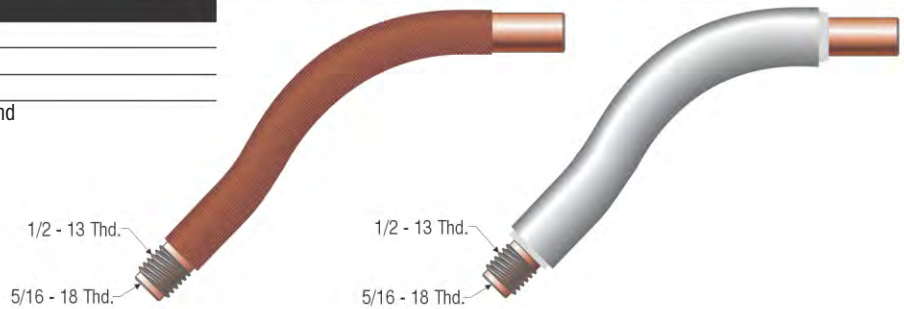
PROFAX NO.	DESCRIPTION
13-301	30° gooseneck 6"
13-301J	30° jacketed gooseneck 6"
13-301SB	30° gooseneck 6" single bend
13-301SBJ	30° jacketed gooseneck 6" single bend

Used on 1260



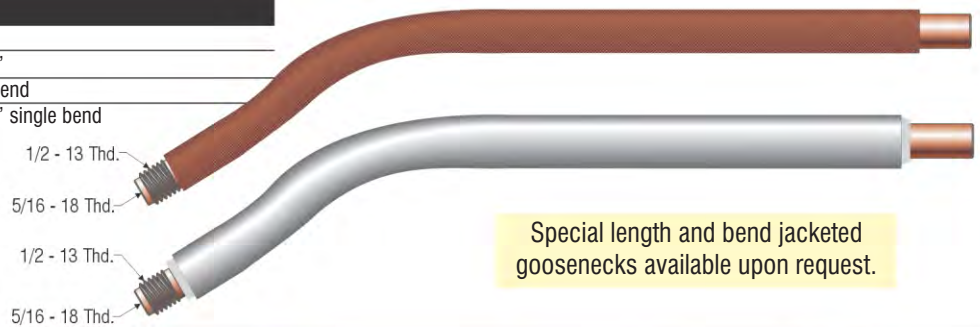
PROFAX NO.	DESCRIPTION
13-304	50° gooseneck 6"
13-304J	50° jacketed gooseneck 6"
13-304SB	50° gooseneck 6" single bend
13-304SBJ	50° jacketed gooseneck 6" single bend

Used on 1260



PROFAX NO.	DESCRIPTION
13-306	30° gooseneck 12"
13-306J	30° jacketed gooseneck 12"
13-306SB	30° gooseneck 12" single bend
13-306SBJ	30° jacketed gooseneck 12" single bend


Used on 1260



Special length and bend jacketed goosenecks available upon request.

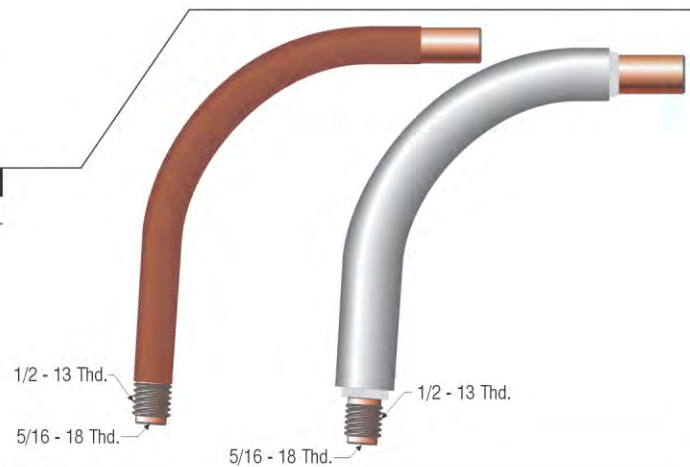
PROFAX NO.	DESCRIPTION
13-308	50° gooseneck 12"
13-308J	50° jacketed gooseneck 12"
13-308SB	50° gooseneck 12" single bend
13-308SBJ	50° jacketed gooseneck 12" single bend

Used on 1260



PROFAX NO.	DESCRIPTION
13-309	90° gooseneck 8"
13-309J	90° jacketed gooseneck 8"

Used on 1260



1260 Goosenecks

PROFAX NO.	DESCRIPTION
13-301-5	5° gooseneck 6"
13-301-5J	5° jacketed gooseneck 6"
13-305SB-12	5° gooseneck 12"
13-305SBJ-12	5° jacketed gooseneck 12"
13-309-5	5° gooseneck 8"
13-309-5J	5° jacketed gooseneck 8"

Used on 1260



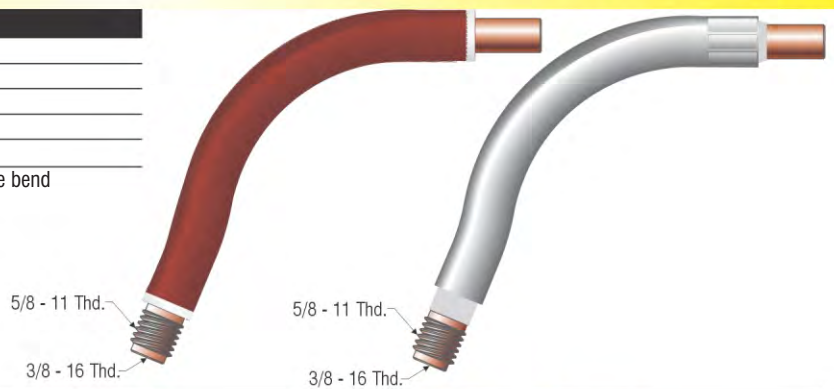


1150 GOOSENECKS



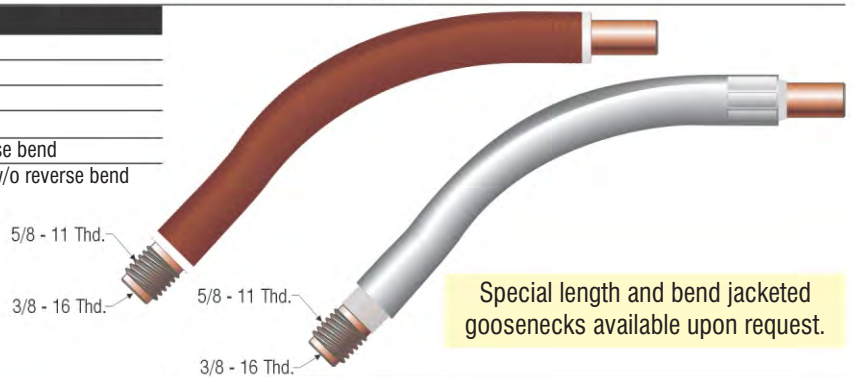
PROFAX NO.	DESCRIPTION
13-484	82° gooseneck 9" 1/16" - 5/64"
13-484J	82° jacketed gooseneck 9" 1/16" - 5/64"
13-486	82° gooseneck 9" 3/32"
13-486J	82° jacketed gooseneck 9" 3/32"
13-486SB	82° gooseneck 9" 3/32" w/o reverse bend
13-486SBJ	82° jacketed gooseneck 9" 3/32" w/o reverse bend

Used on 1150



PROFAX NO.	DESCRIPTION
13-441	45° gooseneck 9" 1/16" - 5/64"
13-441J	45° jacketed gooseneck 9" 1/16" - 5/64"
13-443	45° gooseneck 9" 3/32" - 1/8"
13-443J	45° jacketed gooseneck 9" 3/32" - 1/8"
13-443SB	45° gooseneck 9" 3/32" - 1/8" w/o reverse bend
13-443SBJ	45° jacketed gooseneck 9" 3/32" - 1/8" w/o reverse bend

Used on 1150



Special length and bend jacketed goosenecks available upon request.

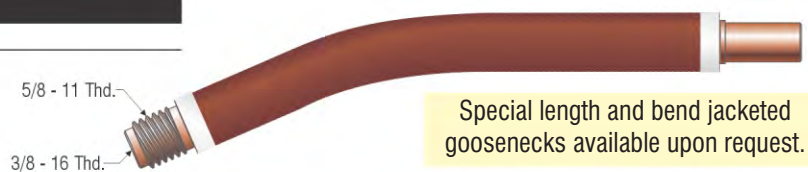
PROFAX NO.	DESCRIPTION
13-443-14	5° gooseneck 14" 3/32" - 1/8"
13-443-14J	5° jacketed gooseneck 14" 3/32" - 1/8"

Used on 1150



PROFAX NO.	DESCRIPTION
13-443-25	25° gooseneck 9" 3/32" - 1/8"
13-443-25J	25° jacketed gooseneck 9" 3/32" - 1/8"

Used on 1150



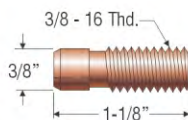
Special length and bend jacketed goosenecks available upon request.

Vertical Up

SUB ARC

NG-550 for Lincoln® Narrow Groove Welding Head

MSHOE-1



MSHOE-2



For use with contact tip series

- T14157-1/16
- T14157-072
- T14157-5/64
- T14157-3/32
- T14157-7/64
- T14157-120
- T14157-1/8

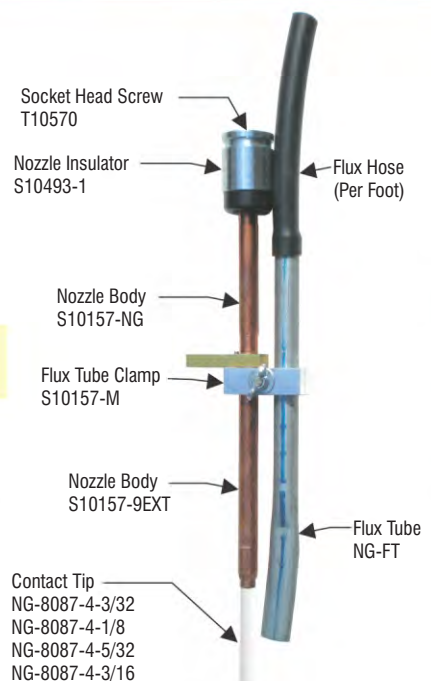
Custom built to your specifications.

K176



Specify wire size when ordering.

Also Available:
NG-550M
for Miller®



1150
Goosenecks



1130 Sub Arc Gun - 600 AMP




PROFAX NO.	LINCOLN® PART NO.	WIRE FEEDER
1130-10'		Lincoln® LN7, LN8, and LN9
1130-15'	K-113	
1130-10LP		For use on Lincoln® with K1500-2 receiver bushing
1130-15LP		Miller® 50, 60, and 70 series
1130M-10		
1130M-15		

***Specify wire size when ordering.**

STANDARD FEATURES

- Economical replacement components including liner
- 600 amps / 60% duty cycle
- Easy field repair
- 1/16", 5/64", and 3/32" wire



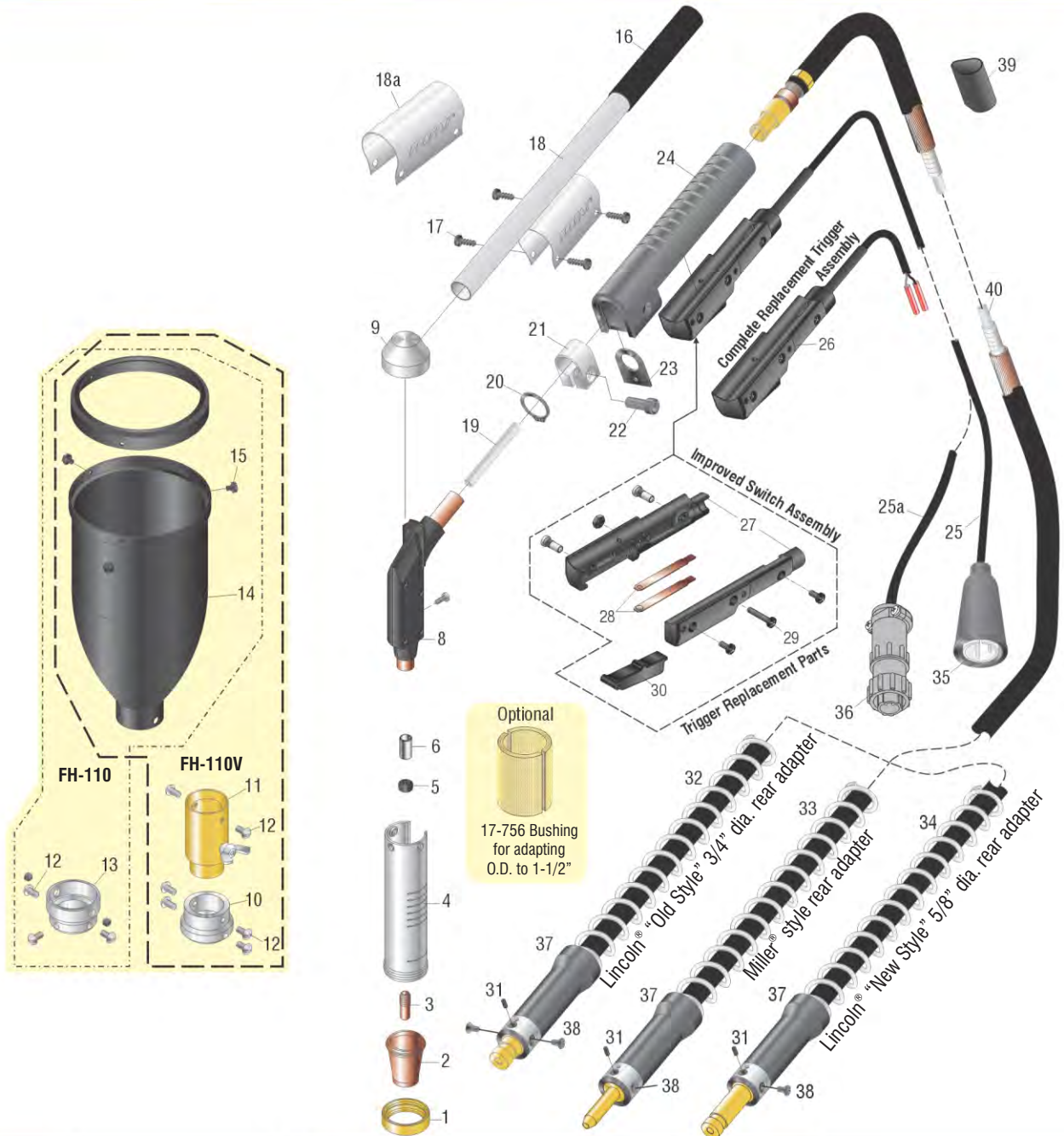
Shown with Optional FH-110V and 14-297 switch housing clamp installed



1130
SUB ARC



1130 Sub Arc Gun - 600 AMP



NO.	PX NO.	DESCRIPTION	NO.	PX NO.	DESCRIPTION	NO.	PX NO.	DESCRIPTION
1	17-750	Collar	16	17-710	Hose 15'	29	16-503	Screw set (6 pieces) (New Style)
2	11-550	Nozzle flux cone 1/2"	17	17-715	Hose 21'	30	16-504	Trigger (New Style)
	11-562	Nozzle flux cone 5/8" (std.)	17	126SS	Screw for switch housing clamp (4)	31	18-628	Socket head screw #8-32 x 7/16"
	11-575	Nozzle flux cone 3/4"	18	17-770	Clamp and flux tube assembly	32	15-610	Conductor cable assy. 10' (Lincoln® old style)
3	12-653	Contact tip 1/16"	18a	14-297	Switch housing clamp	15-615	Conductor cable assy. 15' (Lincoln® old style)	
	12-656	Contact tip 5/64"	19	13-400SW-JL	Replacement liner for 13-400SW	33	15-610M	Conductor cable assy. 10' (Miller®)
	12-657	Contact tip 3/32"	13-400LW-JL	Replacement liner for 13-400LW	15-615M	Conductor cable assy. 15' (Miller®)		
4	17-755	Housing	13-400LW-SB-JL	Replacement liner for 13-400LW-SB	34	15-610LP	Conductor cable assy. 10' (Lincoln® new style)	
5	18-950	Liner locking screw 5/16"-18	20	18-480	Retaining ring	15-615LP	Conductor cable assy. 15' (Lincoln® new style)	
6	18-940	Steel insert used on all	21	14-572	Clamp	35	16-052	Trigger plug Lincoln®
8	13-400SW	Gooseneck for 1/16"	22	14-222	Socket head cap screw	36	079878	Trigger plug Miller®
	13-400LW	Gooseneck for 5/64" wire	23	14-819	Spatter shield	37	15-531	Insulator spring w/sleeve
	13-400LW-SB	Single bend gooseneck for 3/32" (standard)	24	14-340	Handle	38	18-881	Flat head cap screw #8-32 x 3/8" (2)
9	17-760	Cap	25	16-910	New style assembly 10' (Lincoln®)	39	16-321	Heat shrink
	17-800	Adapter (valve head)	16-915	New style assembly 15' (Lincoln®)				
10	S550FV	Flux valve	25a	16-910M	New style assembly 10' (Miller®)	40	15-140	Replacement liner 10' - 1/16 - 5/64 .156 .300
11	S550BHS	Screw	16-915M	New style assembly 15' (Miller®)		15-145	Replacement liner 15' - 1/16 - 5/64 .156 .300	
12	17-810	Adapter (flux hopper)	26	16-500	Complete trigger assy. (New Style)	15-150	Replacement liner 10' - 3/32 .180 .300	
14	S550H	Flux hopper w/lid & screws	27	16-501	Trigger housing (both halves) (New Style)	15-160	Replacement liner 15' - 3/32 .180 .300	
15	S550HS	Replacement screws (3)	28	16-502	Contact set (New Style)			

SUB ARC 1130



AEC 550 SUBARC



STANDARD

Standard Features

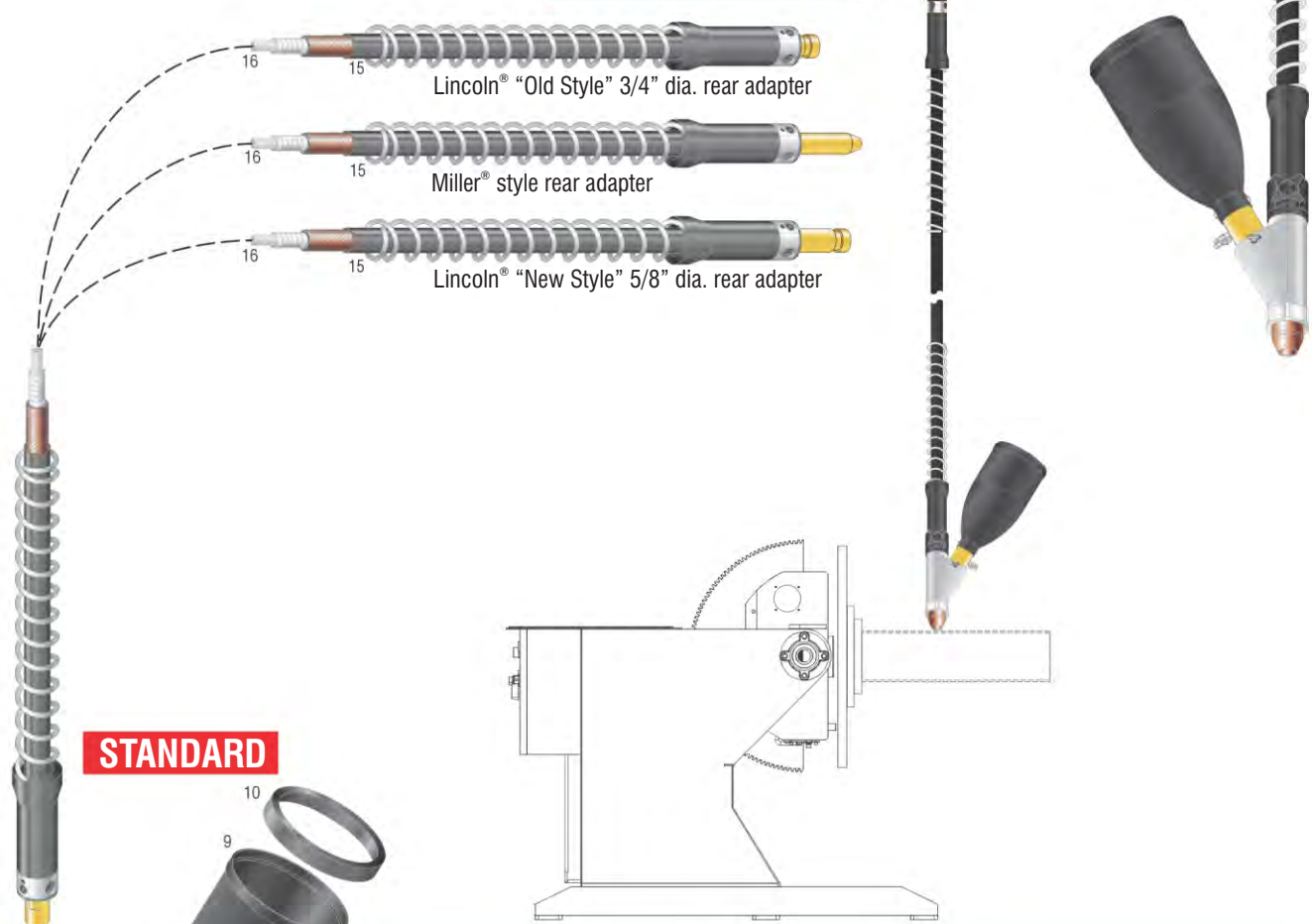
- 550 Amps @ 60% Duty Cycle
- Easy Installation
- Economical to Operate
- Field Repairable

Description

550 amp Sub Arc gun for mounting on manipulators, fixtures, side beams, and track machines. Available with either Lincoln® or Miller® back end. Designed for running 1/16" thru 3/32" wire. Available in lengths up to 15 feet.

PROFAX NO.	DIRECT CONNECT	GUN LENGTH	WIRE SIZE
LNS550-5	Lincoln®	5'	1/16", 5/64", 3/32"
LNS550-10	Lincoln®	10'	1/16", 5/64", 3/32"
LNS550-15	Lincoln®	15'	1/16", 5/64", 3/32"
LPS550-5	Lincoln® Powermig®	5'	1/16", 5/64", 3/32"
LPS550-10	Lincoln® Powermig®	10'	1/16", 5/64", 3/32"
LPS550-15	Lincoln® Powermig®	15'	1/16", 5/64", 3/32"
MS550-5	Miller®	5'	1/16", 5/64", 3/32"
MS550-10	Miller®	10'	1/16", 5/64", 3/32"
MS550-15	Miller®	15'	1/16", 5/64", 3/32"

*Specify wire size when ordering.



Lincoln® "Old Style" 3/4" dia. rear adapter

Miller® style rear adapter

Lincoln® "New Style" 5/8" dia. rear adapter

STANDARD

PARTS BREAKDOWN

NO.	PROFAX NO.	DESCRIPTION	NO.	PROFAX NO.	DESCRIPTION	I.D.	O.D.
1	S10147	Retaining nut	15	CA550-5LN	Cable assembly 5' Lincoln®		
2	S10125-1/16	Contact tip 1/16"		CA550-10LN	Cable assembly 10' Lincoln®		
	S10125-5/64	Contact tip 5/64"		CA550-15LN	Cable assembly 15' Lincoln®		
	S10125-3/32	Contact tip 3/32"		CA550-5LP	Cable assembly 5' Lincoln® Powermig®		
3	T10575	Flux cone		CA550-10LP	Cable assembly 10' Lincoln® Powermig®		
4	T10574	Locking ferrule		CA550-15LP	Cable assembly 15' Lincoln® Powermig®		
5	M8249-S	Body		CA550-5M	Cable assembly 5' Miller®		
6	T9078-1	Thumb screw		CA550-10M	Cable assembly 10' Miller®		
7	S550FV	Gate valve		CA550-15M	Cable assembly 15' Miller®		
8	S550BHS	Screws 8-32 x 1/4 (2 req'd)	16	15-140	Replacement liner 1/16 & 5/64 - 10'	.156	.300
9	S550H	Flux hopper		15-145	Replacement liner 1/16 & 5/64 - 15'	.156	.300
10	S550HL	Support rim		15-150	Replacement liner 3/32 - 10'	.180	.300
11	S550-3	Extension w/set screw		15-160	Replacement liner 3/32 - 15'	.180	.300
11a	18-628	Set screw					
12	S550JL	Jumper liner	17	S550I-2	Insulator		
13	14-331	Hand screw	18	S550A	Adapter		
14	S550I-1	Insulator	19	S10157	Nozzle body		
			20	121312	Bolt and nut		

AEC 550 SUB ARC



AEC 550 SUBARC



OPTION #1

AEC 550

Shown with optional curved extension installed. Specify extension you want installed when ordering gun. Note - curved extensions come with stainless wear guides installed for longer life.

PROFAX NO.	DESCRIPTION	PROFAX NO.	DESCRIPTION	PROFAX NO.	DESCRIPTION
SA-6-30	30° 6" extension	SA-9-22	22° 9" extension	SA-12-45-4R	45° 12" extension 4" radius
SA-6-45	45° 6" extension	SA-9-30	30° 9" extension	SA-12-60-4R	60° 12" extension 4" radius
SA-6-60	60° 6" extension	SA-9-45	45° 9" extension	SA-12-90-4R	90° 12" extension 4" radius
SA-6-90	90° 6" extension	SA-9-60	60° 9" extension		
		SA-9-75	75° 9" extension		
		SA-9-90	90° 9" extension		

*Specify wire size when ordering.

AEC 550HD Sub Arc

OPTION #2

For operating @ 100%
Duty Cycle

Same basic design as the AEC 550 except we have added a busbar at the head to allow you to connect an external piece of 4/0 welding cable back to your power source for increased duty cycle.

PROFAX NO.	DIRECT CONNECT	GUN LENGTH	WIRE SIZE
HDLNS550-5	Lincoln®	5'	1/16", 5/64", 3/32"
HDLNS550-10	Lincoln®	10'	1/16", 5/64", 3/32"
HDLNS550-15	Lincoln®	15'	1/16", 5/64", 3/32"
HDMS550-5	Miller®	5'	1/16", 5/64", 3/32"
HDMS550-10	Miller®	10'	1/16", 5/64", 3/32"
HDMS550-15	Miller®	15'	1/16", 5/64", 3/32"

*Specify wire size when ordering.

OPTION #3

Flux hose and flux spring are available for running AEC 550 with pressurized flux system.

5/8" I.D. Hose

SB-552
Flux Spring Assembly


Optional: Remote Start Switch



PROFAX NO.	DESCRIPTION
RSCLN-15	Lincoln® 15'
RSCLN-25	Lincoln® 25'
RSCM-15	Miller® 15'
RSCM-25	Miller® 25'

OPTION #2

Exploded View

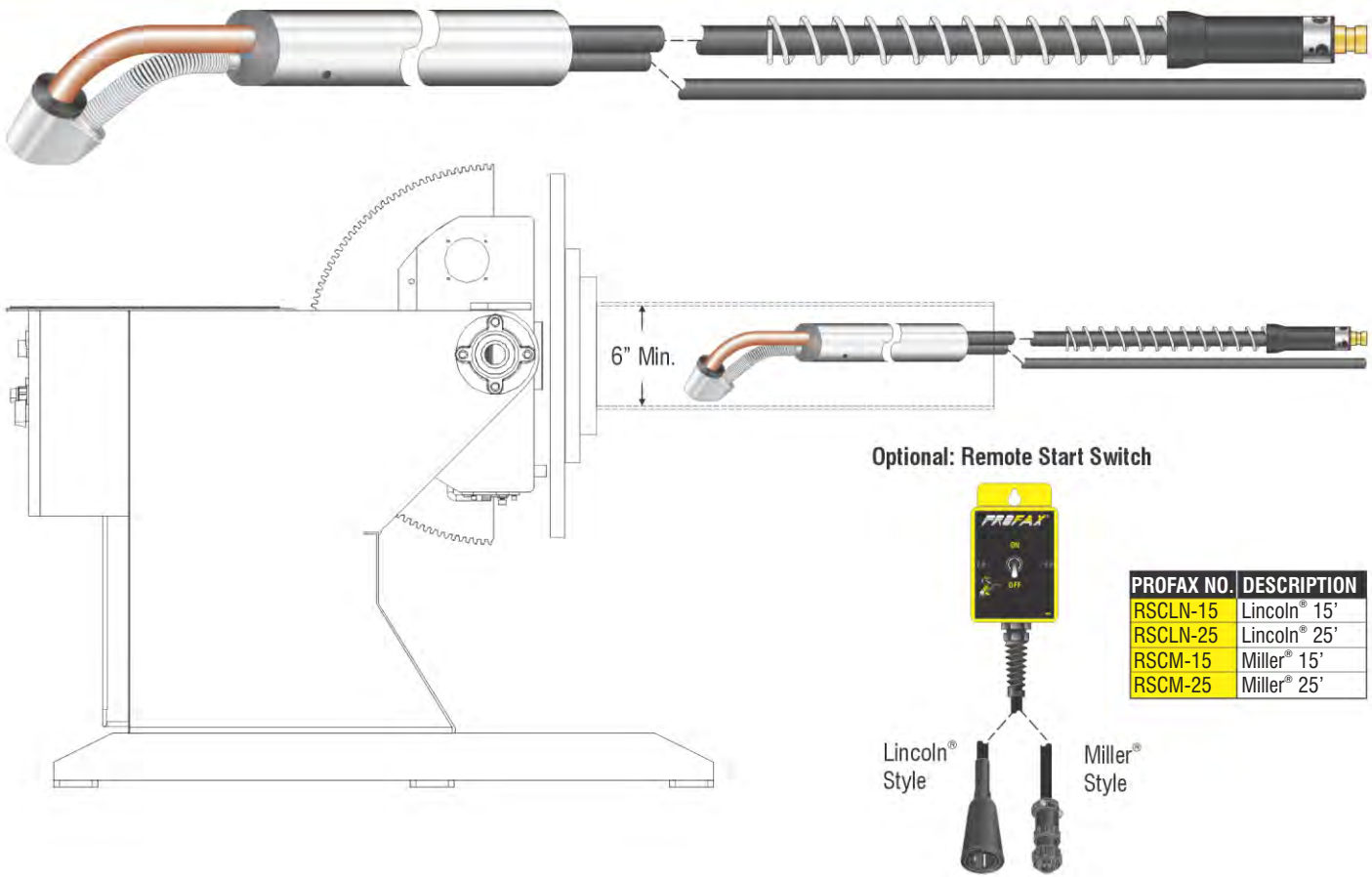


AEC 550
SUB ARC

**SPECIAL DEEP
GROOVE ACCESSORIES
AVAILABLE PAGE
237**



Small Bore Subarc 550



PROFAX NO.	DESCRIPTION
RSCLN-15	Lincoln® 15'
RSCLN-25	Lincoln® 25'
RSCM-15	Miller® 15'
RSCM-25	Miller® 25'

Optional: Remote Start Switch

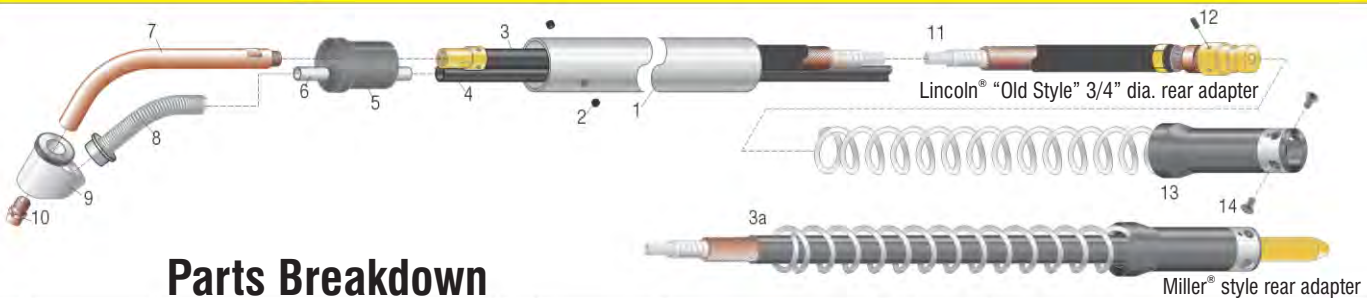


Designed for automated welding or overlay on inside diameter of pipe from 6" dia. and larger. Gun is mounted in a 2" dia. x 6" long aluminum tube which may be attached to most track systems. Other length tubes are available. Comes standard with a 70° or 90° conductor tube and in cable lengths of 10' or 15'. Rear connections to fit Lincoln® or Miller® feeders.

SMALL BORE SUBARC 550

PROFAX NO.	DIRECT CONNECT	HEAD TUBE	CABLE LENGTH	FLUX HOSE	WIRE SIZE	PROFAX NO.	DIRECT CONNECT	HEAD TUBE	CABLE LENGTH	FLUX HOSE	WIRE SIZE
SBSLN550-70-10	Lincoln®	70°	10'	13'	1/16", 5/64", 3/32"	SBSM550-70-10	Miller®	70°	10'	13'	1/16", 5/64", 3/32"
SBSLN550-90-10	Lincoln®	90°	10'	13'	1/16", 5/64", 3/32"	SBSM550-90-10	Miller®	90°	10'	13'	1/16", 5/64", 3/32"
SBSLN550-70-15	Lincoln®	70°	15'	18'	1/16", 5/64", 3/32"	SBSM550-70-15	Miller®	70°	15'	18'	1/16", 5/64", 3/32"
SBSLN550-90-15	Lincoln®	90°	15'	18'	1/16", 5/64", 3/32"	SBSM550-90-15	Miller®	90°	15'	18'	1/16", 5/64", 3/32"

*Specify wire size when ordering.



Parts Breakdown

NO.	PROFAX NO.	DESCRIPTION	NO.	PROFAX NO.	DESCRIPTION	NO.	PX NO.	DESCRIPTION	I.D.	O.D.
1	SB-550-6	Aluminum outer tube (6" length std.)	7	SB-9-30	9" extension 30°	11	15-145	15' Replacement Liner 1/16" - 5/64"	.156	.300
2	SB-558	Set screw (2 req'd)		SB-9-45	9" extension 45°		15-160	15' Replacement Liner 3/32"	.180	.300
3	SBLN559-10	10' Lincoln® direct cable assembly		SB-9-60	9" extension 60°	12	18-892	Socket head set screw #8-32x5/16"		
	SBLN559-15	15' Lincoln® direct cable assembly		SB-9-70	9" extension 70°	13	15-531	Insulator spring w/spring		
3a	SBM559-10	10' Miller® direct cable assembly		SB-9-90	9" extension 90°	14	18-881	Flat head cap screw #8-32 x 3/8" (2 req'd)		
	SBM559-15	15' Miller® direct cable assembly	8	SB-552	Spring/bushing assy.					
4	SB-557-13	13' flux hose, 1/2" I.D.	9	SB-551	Nozzle assembly					
	SB-557-18	18' flux hose, 1/2" I.D.	10	SB-555-1/16	Contact tip 1/16"					
5	SB-554	Insulator		SB-555-5/64	Contact tip 5/64"					
6	SB-556	Flux tube		SB-555-3/32	Contact tip 3/32"					
				SB-555-1/8	Contact tip 1/8"					



IMT-250 Internal Torch



To order specify wire size, feeder connection, and either cable length (A), gun mounted (B), or direct connect (C)(shown below)



IMT-250CM (Cable Mount): Mounted in 400 amp cable assembly

- Must specify:
- Wire Size
 - Barrel Length (30" standard)
 - Cable Length (15' max.)
 - Feeder Connection

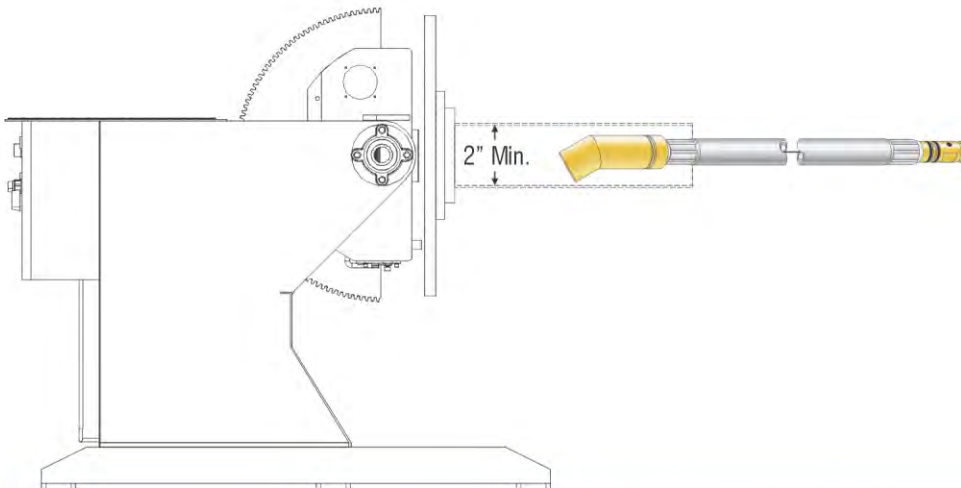


IMT-250GM (Gun Mount)
• For mounting on front end of PROFAX 400 amp MIG gun (gun ordered separately)(15' max.)



IMT-250DM (Direct Mount)
Mounts directly to Wire Feeder.
Must specify:

- Wire Size
- Barrel Length (30" standard)
- Feeder Connection




Optional: Remote Start Switch



PROFAX NO.	DESCRIPTION
RSCLN-15	Lincoln® 15'
RSCLN-25	Lincoln® 25'
RSCM-15	Miller® 15'
RSCM-25	Miller® 25'

IMT-250
INTERNAL TORCH



PARTS BREAKDOWN

NO.	PROFAX NO.	DESCRIPTION	NO.	PROFAX NO.	DESCRIPTION	
1.	28-75	Bent nozzle	8.	IT9JC	9" Body	
2.	27HTI	Insulator		IT12JC	12" Body	
3.	29-75	Straight nozzle		IT18JC	18" Body	
4.	19-30	Bent tip .030		IT48JC	48" Body	
	19-35	Bent tip .035		IT60JC	60" Body	
	19-40	Bent tip .040	9.	IT12J	12" Body	
	19-45	Bent tip .045		IT18J	18" Body	
	19-52	Bent tip .052		IT30J	30" Body	
5.	19-116	Bent tip 1/16"	10.	R173-T	PROFAX rear end	
	20-30	Straight tip .030		R173-L	Lincoln® for the "Old Style"	
	20-35	Straight tip .035			3/4" dia. rear adapter	
	20-40	Straight tip .040			Miller® rear end	
	20-45	Straight tip .045				
6.	20-52	Straight tip .052	11.	44-3545-15	Liner 15'	
	20-116	Straight tip 1/16"			44-116-15	Liner 15'
					44-3545-25	Liner 25'
6.	41	Tip nut		44-116-25	Liner 25'	
7.	58	Gas diffuser				

IMT-250DM ONLY

Standard Features

- .030 - 1/16" wire sizes
- Welds inside 2" I.D. pipe
- Standard length 30"
- Available with PROFAX, Lincoln® or Miller® back end
- Optional water cooled nozzle available



AEC 200 1# Spool Gun



STANDARD FEATURES

- Economical feeder/gun combination eliminates need for additional wire feeder
- Lightweight design reduces operator fatigue
- 50' hose/cable assembly offers maximum portability for remote operation
- Operation simplified by wire speed control on gun
- Mechanical pre-flow and post-flow control
- Operator safety provided by plastic housing and low voltage operation

For appropriate control boxes see pages 118-119



Model AEC 200 comes complete with gun, nozzles, liners, contact tubes, a wrench and 50' of cable hose assembly.

Model AEC 200 Ratings

Current (D.C.R.P.)	Duty Cycle	Gas
200 Amps	100%	Argon or Helium
250 Amps	50%	Argon or Helium
275 Amps	30%	Argon or Helium
300 Amps	100%	Carbon Dioxide

Also available in 100' length on Special Order

THE SELECTION CHART

PROFAX NO.	WIRE SIZE	TYPE	MOTOR RATIO	NOZZLE I.D.	TIP & LINER
AEC 200-36	.030-3/64"	Aluminum	36:1	11/16"	3/64"
AEC 200-64	3/64"	Aluminum	64:1	11/16"	3/64"
AEC 200-36L*	.030-3/64" .030-.035	Aluminum & Hard	36:1	11/16"	3/64"

The AEC 200L is a modified gun *(30 foot long) to direct connect to the ESAB®(L-TEC®) MigMaster 250 and the ESAB® Mig-28A control module.

DIRECT CONNECT Solid State Spool Gun

The AEC 200-5DM Direct Connect is designed to give **Solid State Performance** to a Spool Gun that will connect to the Constant Voltage power sources listed below.



DESIGN FEATURES:

- **Direct Connects** to PROFAX, Miller®, Thermal Arc® and CompArc® Constant Voltage power sources.
- Interfaces Direct to Power Source.
- Operates on **24 VAC**
- **One Motor** for .030 - 1/16" Aluminum and .023 - .045 Hard wires.
- **No More Changing Motor Ratio's**
- **20 to 800** ipm Speed Range.
- **50'** Cable Length Standard.
- **Solid State** Control Provides:
 - True Constant Speed
 - Higher Motor Torque at all Speeds
 - Compensates for Input Voltage Fluctuations
 - Longer Motor Life
 - Smoother Wire Feeding

Also available in 100' length on Special Order

DIRECT CONNECT SPOOL GUN SYSTEMS

PROFAX NO.	DESCRIPTION
AEC 200-5DM	Direct connect spool gun for PROFAX, Miller®, Thermal Arc®, and CompArc® constant voltage power sources with the 14 pin wire feeder receptacle.

SPECIFICATIONS

INPUT POWER	WELD OUTPUT RATING ARGON	WIRE CAPACITY	WIRE SPEED RANGE
24VAC	250 amps - 50% duty cycle	.030 - 1/16" aluminum	20 ipm to 800 ipm
	200 amps - 100% duty cycle	.023 - .045 hard wire	

This system can be connected to any adequately sized constant voltage welding power source that provides 24 VAC auxiliary power and a contact 116 closure contactor circuit. See owners manual or consult factory for complete details.




Solid State Spool Gun & Control



PROFAX HAS GIVEN THE **CLASSIC** DESIGN OF THE AEC 200 SPOOL GUN A NEW **SOLID STATE** PUNCH. DESIGNED FOR CONSTANT VOLTAGE POWER SOURCES, THIS NEW PUNCH WILL PROVIDE:

- **ONE MOTOR** FOR .030 THROUGH 1/16" ALUMINUM AND .023 THROUGH .045 HARD WIRES.
- **NO MORE CHANGING MOTOR RATIO'S**
- **NO MORE RHEOSTAT TO GET HOT OR BURN OUT**
- **30 TO 800 INCH PER MINUTE CAPABILITY**
- **50' GUN CABLE LENGTH STANDARD**
- **SOLID STATE CONTROL PROVIDES:**
TRUE CONSTANT SPEED
HIGHER MOTOR TORQUE
LONGER MOTOR LIFE
SMOOTHER WIRE FEEDING



SOLID STATE SPOOL GUN SYSTEM

PROFAX NO.	DESCRIPTION
AEC 200-4	Spool Gun w/50' cable assembly for use w/ AEC 200-4C solid state control box
AEC 200-4C	Solid state control box for use w/ AEC 200-4 Spool Gun
CC00016	Adaptor cord for connecting PROFAX AEC 200-4 gun to Miller® machines w/10 pin spool gun plug. (No control box needed.)

SPECIFICATIONS

INPUT POWER	WELD OUTPUT RATING ARGON or HELIUM	WIRE CAPACITY	WIRE SPEED RANGE	DIMENSIONS	WEIGHT GUN & CABLES
115VAC 50/60 Hz.	250 Amps 50% Duty Cycle	.023 in. through 1/16" Aluminum	30 IPM to 800 IPM	Height 8.25" Width 3" Length 15"	Net 26 lbs. Ship 29 lbs.
	200 Amps 100% Duty Cycle	or .023 in. through .045 Hard Wire			4C Control Net 7.5 lbs. Ship 9 lbs.

AEC 200

The AEC 200-4 Spool Gun and AEC 200-4C control are interfaced together to give the improved **SOLID STATE** motor control performance to the *Classic* AEC 200 Spool Gun design. This system can be connected to any adequately sized **CONSTANT VOLTAGE** welding power source that provides 115V or 24V AC 50/60 Hz. auxiliary power and will operate 115 volt feedback or contact closure contactor circuits. See owners and installation manual for complete details.



STANDARD SPOOL GUNS

PROFAX NO.	WIRE SIZE	CONNECTION TYPE
AEC 200-36 AEC 200-64	.030-3/64" ALUMINUM 3/64" ALUMINUM	FOR USE WITH THE AEC 200-1 ON CONSTANT VOLTAGE POWER SOURCES OR WITH THE AEC 200-2 AND AEC 200-3A ON CONSTANT CURRENT POWER SOURCES.
AEC 200-36P AEC 200-64P	.030-3/64" ALUMINUM 3/64" ALUMINUM	FOR USE WITH THE AEC 200-1P CONTROL BOX ON CONSTANT VOLTAGE POWER SOURCES. DIRECT CONNECTS TO THE AIRCO® POWER SOURCES WITH 10 PIN RECEPTACLE.

SOLID STATE SPOOL GUNS

AEC 200-36L	.030-3/64" ALUMINUM .030-.035 HARD WIRE	DIRECT CONNECTS TO AN ESAB® MIGMASTER 250 AND TO THE ST-28A CONTROL BOX.
AEC 200-4	.030-1/16" ALUMINUM .023-.045" HARD WIRE	MUST BE USED IN CONJUNCTION WITH THE AEC 200-4C CONTROL BOX. FOR USE ON CONSTANT VOLTAGE POWER SOURCES ONLY.
AEC 200-5DM	.030-1/16" ALUMINUM .023-.045 HARD WIRE	DIRECT CONNECTS TO MILLER®, PROFAX, COMPARC®, & SOME THERMAL ARC® CONSTANT VOLTAGE POWER SOURCE WITH THE 14 PIN RECEPTACLE. CAN ALSO BE USED WITH THE AEC-LVC CONTACTOR BOX ON CV MACHINES WITHOUT A CONTACTOR.
AEC 200-5DMX	.030-1/16" ALUMINUM .023-.045 HARD WIRE	DIRECT CONNECTS TO A MILLERMATIC® 250X, TO THE MILLERMATIC® 300 (BEGINNING WITH SERIAL # LA000202) AND THE HOBART® IRONMAN 275.

STANDARD CONTROL BOXES

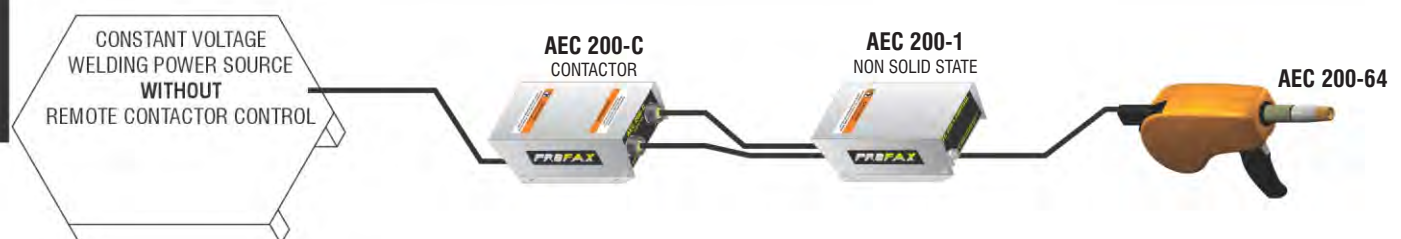
AEC 200-1	FOR USE WITH ANY STANDARD PROFAX SPOOL GUN BEING USED ON A CONSTANT VOLTAGE POWER SOURCE. (SEE CONTACTOR BOX).
AEC 200-1P	FOR USE WITH ANY STANDARD PROFAX (P) SPOOL GUN BEING USED ON A CONSTANT VOLTAGE POWER SOURCE. (SEE CONTACTOR BOX).
AEC 200-3A	FOR USE WITH A STANDARD PROFAX SPOOL GUN ON A CONSTANT CURRENT DC POWER SOURCE. RECOMMENDED FOR INDUSTRIAL SIZED ELECTRIC MACHINES AND ENGINE DRIVES OF 3 CYLINDERS OR MORE. OPERATES ON 115V AC OR DC.

SOLID STATE CONTROL BOXES

AEC 200-4C	FOR USE WITH AN AEC 200-4 BEING USED ON A CONSTANT VOLTAGE WELDING POWER SOURCE. (SEE CONTACTOR BOX).
------------	---

CONTACTOR BOX



AEC 200-C	FOR USE ON POWER SOURCES WITHOUT A CONTACTOR. USED IN CONJUNCTION WITH AN AEC 200-1, AEC 200-1P OR AEC 200-4C ON CONSTANT VOLTAGE POWER SOURCES AND WITH THE AEC 200-2 ON CONSTANT CURRENT POWER SOURCES.
AEC 200-LVC	FOR USE WITH THE AEC 200-4DM WHERE AN EXTERNAL CONTACTOR IS REQUIRED.



AEC 200



AEC 200



AEC 200

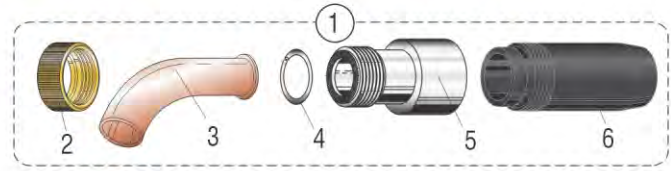


STANDARD CONTACT TIPS

PROFAX NO.	WIRE SIZE	I.D.	
3123	.023	.031	
3356	.030-.035	.044	
3299	.045-3/64"	.060	
3300	1/16"	.078	
45-070	3/64"	.073	
3136	.030	.040	
3115	.035-3/64"	.064	
3135	1/16"	.078	

BENT NOZZLE KIT & TIPS

NO.	PROFAX NO.	DESCRIPTION	NO.	PROFAX NO.	DESCRIPTION
1	4119	Bent nozzle kit	5	4139	Adapter
2	4346	Nut	6	4108	Barrel
3	4137	Nozzle	7	4138	Assembly (5 & 6)
4	4300	Slip ring			



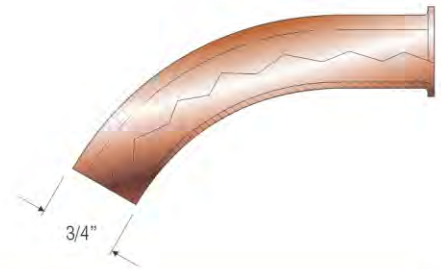
Note: Additional 4137 nozzle included

STANDARD NOZZLES

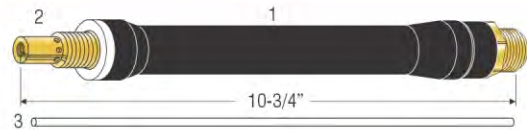
PROFAX NO.	I.D.	MATERIAL	
4268	7/16"	Brass	
4269	11/16"	Brass	
4270	11/16"	Brass	
4552	9/16"	Brass	
4572	11/16"	Copper	

PROFAX NO.	WIRE SIZE	I.D.	
3067	.030-.035	.060	
3068	.045-3/64"	.078	
3090	3/64"-1/16"	.090	
3069	1/16"	.109	

4137 Copper 5/8"



FLEXIBLE BARREL ASSEMBLY & TIPS



NO.	PROFAX NO.	DESCRIPTION	NO.	PROFAX NO.	DESCRIPTION
1	4925	Flexible barrel	3	9635-8 1/4	Liner (cut to length) Included
2	4580	Tip holder (included)			

Nozzles 4268, 4269, and 4270 Shown above in left column and 4147 nozzle body

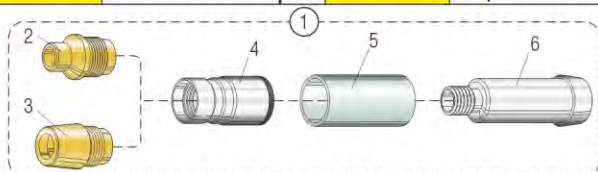
Contact Tips 3150, 3223, 3455 and 3456 Shown below

PROFAX NO.	WIRE SIZE	I.D.
3150	.030-.035 Hard	.040
3223	.045 Hard	.053
3455	3/64"	.061
3456	1/16" Alum.	.081



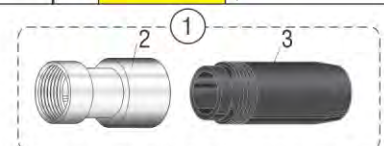
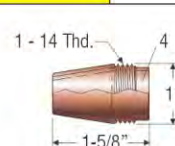
NEW STYLE BARREL ASSEMBLY

NO.	PROFAX NO.	DESCRIPTION	NO.	PROFAX NO.	DESCRIPTION
1	4638	New style assy.	4	4147	Nozzle body
2	4268	Nozzle	5	4641	Spacer
3	4269	Nozzle	6	4640	Adapter sleeve



OLD STYLE BARREL ASSEMBLY

NO.	PROFAX NO.	DESCRIPTION	NO.	PROFAX NO.	DESCRIPTION
1	4124	Old style assembly	4	4117	1/2" nozzle
2	4105	Adapter		4118	3/4" nozzle
3	4108	Barrel		4110	5/8" nozzle





AEC 200 HEAVY DUTY Consumables

Optional

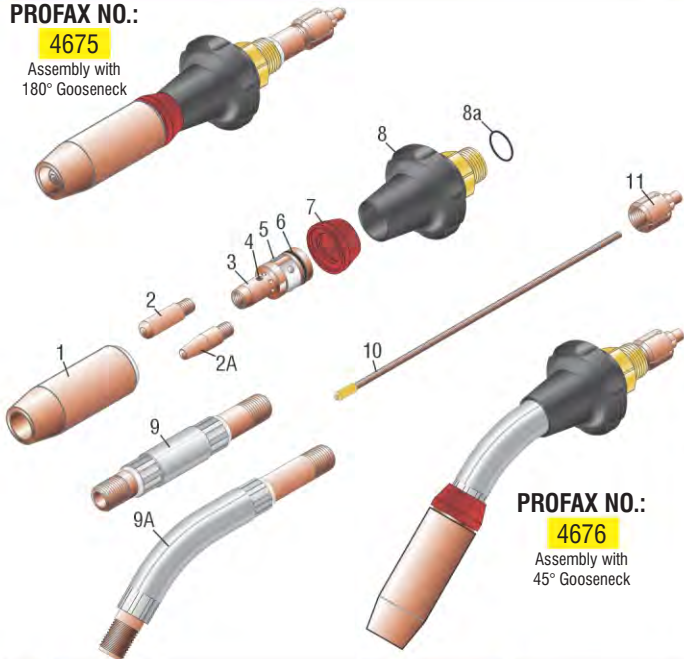


AEC 200 Heavy Duty Consumables

PROFAX NO.:

4675

Assembly with
180° Gooseneck



PROFAX NO.:

4676

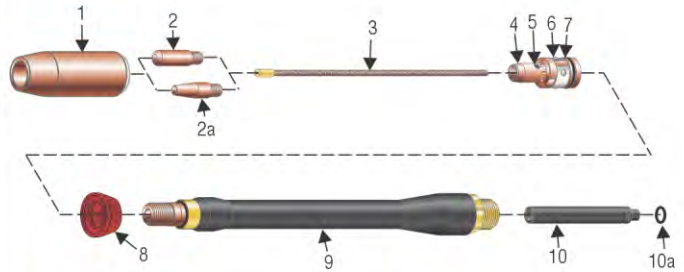
Assembly with
45° Gooseneck

Heavy Duty Flexible Barrel

PROFAX NO.:

4975

(Assembly)



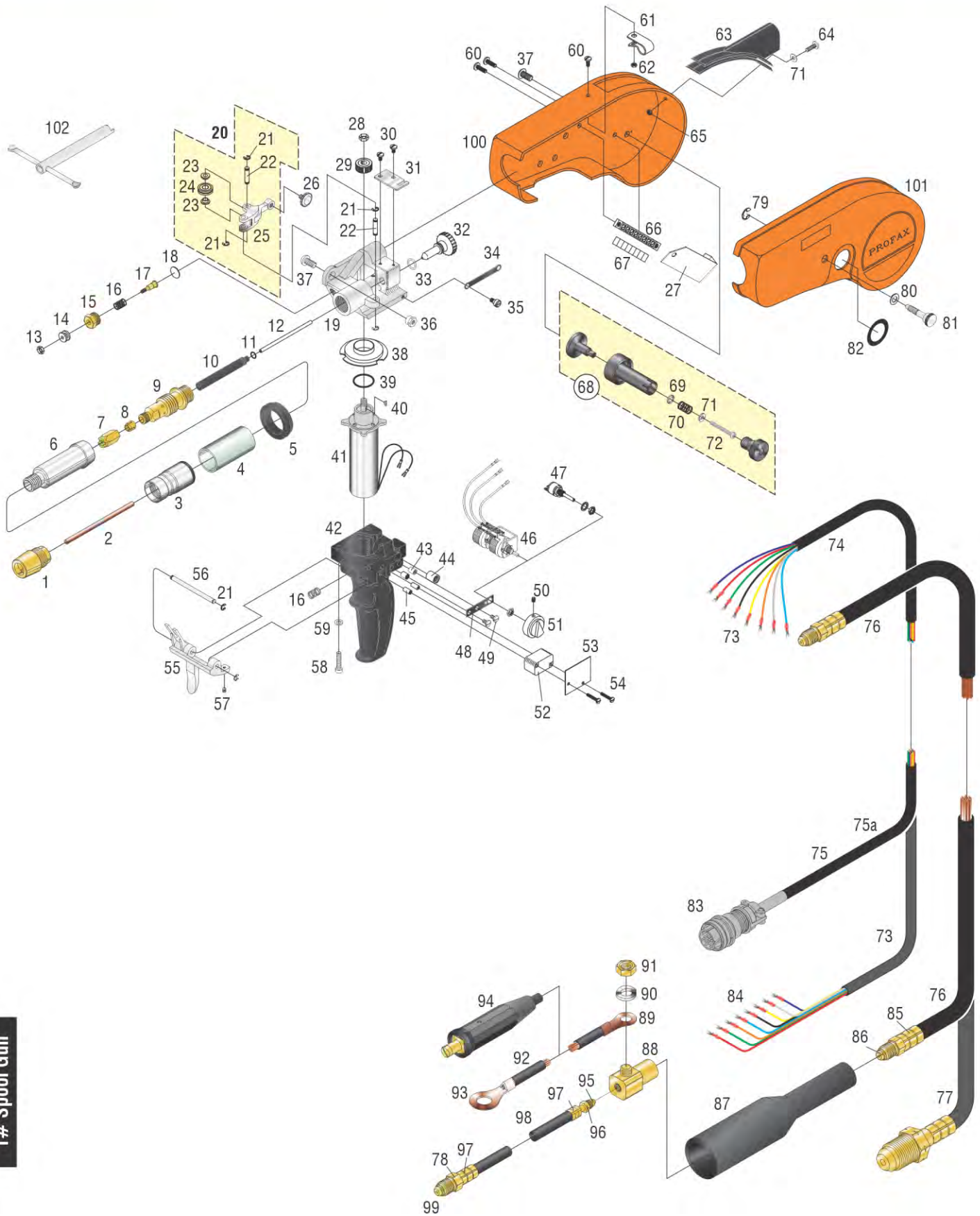
NO.	PROFAX NO.	DESCRIPTION	NO.	PROFAX NO.	DESCRIPTION	NO.	PROFAX NO.	DESCRIPTION
1.	27 series	Nozzles	7.	17SW	Shock washer	1.	27 series	Nozzles
2.	17 series	Tip	8.	4006	Barrel adapter	2.	17 series	Tip
2a.	17ST series	Tip	8a.	4011	O-ring	2a.	17ST series	Tip
3.	57HD	Gas diffuser	9.	4600	Gooseneck - straight	3.	4010HDF	Liner (phos-bronze)
4.	44C	Screw	9a.	4645	Gooseneck - 45°	4.	57HD	Gas diffuser
5.	240	Retaining ring	10.	4010	Liner (phos-bronze)	5.	44C	Screw
6.	260	O-ring	11.	4009	Locking nut	6.	240	Spring
						7.	260	O-ring
						8.	17SW	Shock washer
						9.	4925HD	HD Flexible Barrel
						10.	1103HD	HD Guide Tube
						10a.	1111	O-ring

PROFAX NO.	DESCRIPTION	TIP I.D.	PROFAX NO.	DESCRIPTION	PROFAX NO.	DESCRIPTION
17S-30	Contact tip .030	.040	27S62	H.D. Nozzle 5/8"		
17S-35	Contact tip .035	.044				
17S-40	Contact tip .040	.049				
17S-45	Contact tip .045	.054	27S75	H.D. Nozzle 3/4"		
17AS-364	Contact tip 3/64" aluminum	.060				
17S-52	Contact tip .052	.064				
17S-116	Contact tip 1/16"	.073				
17AS-116	Contact tip 1/16" aluminum	.078				
17ST-30	Contact tip .030	.040	27S50GL	H.D. Nozzle 1/2"		
17ST-35	Contact tip .035	.044				
17ST-40	Contact tip .040	.049				
17ST-45	Contact tip .045	.054				
17ST-52	Contact tip .052	.064				
17ST-116	Contact tip 1/16"	.073				
27K50	M.D. Nozzle 1/2"	1/2" I.D.	27S62GL	H.D. Nozzle 5/8"		
27S50	H.D. Nozzle 1/2"	1/2" I.D.	27S75GL	H.D. Nozzle 3/4"		
27K62	M.D. Nozzle 5/8"	5/8" I.D.				

AEC 200



AEC 200 1# Spool Gun Breakdown



AEC 200
1# Spool Gun



Replacement Parts for the AEC 200 1# Spool Gun



NO.	PROFAX NO.	DESCRIPTION	NO.	PROFAX NO.	DESCRIPTION
1	4269	Nozzle	52	1280	Micro switch
2	3115	Contact tip	53	1113	Insulator
3	4147	Nozzle body	54	1018	Screw
4	4641	Spacer	55	1097	Trigger
5	1102	Grommet	56	1093	Trigger pin
6	4640	Adapter sleeve	57	1682	Set screw
7	1614	Nut	58	1134	Screw
8	1613	Fitting	59	1126	Lock washer
9	1058	Inner barrel	60	1167	Screw
10	1103	Guide tube	61	1579	Cable clamp
11	1111	O-ring	62	1715	Nut
12	5133	Green liner .030-.035	63	1059	Sleeve
	5109	Red liner .045-3/64"	64	1215	Round head screw
	5134	White liner 1/16"	65	1012	Speed nut
13	1743	Pal nut	66	1121	Terminal strip
14	1100	Guide	67	1114	Marker strip
15	1754	Retainer	68	1048	Complete spindle assembly (includes #'s 69-72)
16	1117	Spring	69	1089	Washer
17	1107	Valve pin	70	1118	Spindle spring
18	1953	Diaphragm	71	1027	D-Washer
19	1098	Housing	72	1624	Tension Screw
20	1078	Arm assembly (includes #'s 21-25)	73	1969	Spade terminal
21	1388	Retaining ring	74	1060	Control cable assembly
22	1077	Pin	75	1060L	Control cable assembly 30'
23	1076	Spacer	75a	1060-4	Control cable assembly 50'
24	1072	Driven roll		1060P	Control cable assembly
	1072-.023	Driven roll for .023 wire only	76	1057	Hose cable assembly 15'
25	1171	Pressure Arm	77	1057L	Hose cable assembly 30'
26	1122	Adjusting screw	78	1255	Connection nut
27	9260	Terminal Cover	79	1052	Retaining ring
28	1741	Pal nut	80	1116	Thrust washer
29	1080	Drive roll	81	1083	Lock screw
30	1130	Screw	82	1104	Dial plate
31	1082	Spring catch	83	6459	10 pin male plug for P gun
32	1094	Inlet bushing		1607L	8 pin male plug for L & #4 gun
33	1709	O-ring	84	1963	Spade terminal
34	1079	Drive roll spring	85	1433	Ferrule
35	1987	Pivot screw	86	1832	Fitting
36	1930	Insulating insert	87	1074	Cable boot
37	1127	Screw	88	1087	Block
38	1081	Motor insulator	89	1972	Terminal
39	1071	O-ring	90	1009	Washer
40	1004	Key	91	1742	Nut
41	1061	Motor (36:1 ratio)	92	1086	Cable assembly 35'
	1886	Motor (64:1 ratio)	93	1923	Cable lug
42	1066	Handle	94	LDP-50M	Dinse connector
43	1014	Insert 6-32	95	1273	Gland
44	1037	Insert 1/4"-20	96	1277	Nut
45	1036	Insert 4-40	97	1206	Ferrule
46	1106	Rheostat assembly	98	1085	Hose assembly 35'
47	1606L	Potentiometer for L & #4 gun	99	1245	Gland
48	1095	Bracket	100	1065	Rear cover(Orange)
49	1993	Screw	101	1064	Front cover(Orange)
50	1131	Set screw	102	1264	Wrench
51	1096	Knob			

AEC 200
1# Spool Gun



AEC Control Boxes

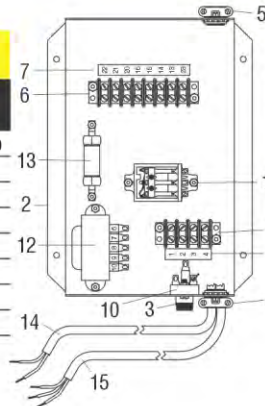


AEC Control Boxes

AEC 200-1

NO.	PROFAX NO.	DESCRIPTION	NO.	PROFAX NO.	DESCRIPTION
1	8328A	Cover, top N/S*	9	8004	Decal, 4 pole terminal strip
2	8329A	Base	10	6314	Bridge rectifier
3	6100	Fuse holder	11	6271	Relay, 3 PDT-24VAC
4	6101	Fuse 1 1/4 amp slo blo N/S*	12	6416	Transformer, step down
5	7026	Strain relief (2)	13	6010	Resistor, 10 ohm 25 watt
6	7008	Terminal strip 8 pole	14	6182	Cable, 5' 18/2
7	8008	Decal, 8 pole terminal strip	15	6183	Cable, 5' 18/3
8	7004	Terminal strip 4 pole			

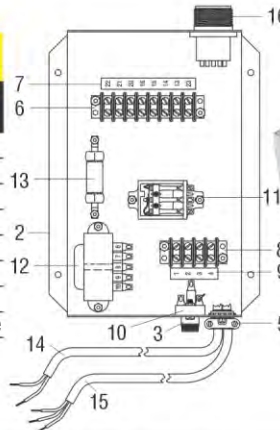
For use in connecting the AEC 200 welding gun to a constant voltage welding power source.



AEC 200-1P

NO.	PROFAX NO.	DESCRIPTION	NO.	PROFAX NO.	DESCRIPTION
1	8328A	Cover, top N/S*	9	8004	Decal, 4 pole terminal strip
2	8329A	Base	10	6314	Bridge rectifier
3	6100	Fuse holder	11	6271	Relay, 3 PDT-24VAC
4	6101	Fuse 1 1/4 amp slo blo N/S*	12	6416	Transformer, step down
5	7026	Strain relief (2)	13	6010	Resistor, 10 ohm 25 watt
6	7008	Terminal strip 8 pole	14	6182	Cable, 5' 18/2
7	8008	Decal, 8 pole terminal strip	15	6183	Cable, 5' 18/3
8	7004	Terminal strip 4 pole	16	6458	10 pin amphenol receptacle

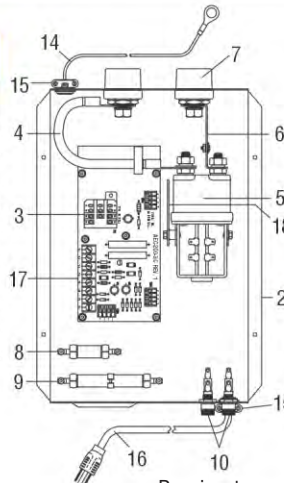
For use in connecting the AEC 200P welding gun to a constant voltage welding power source.



AEC 200-3A

NO.	PROFAX NO.	DESCRIPTION	NO.	PROFAX NO.	DESCRIPTION
1	8333A	Cover, top N/S*	10	6100	Fuse holder
2	8334A	Base	11	6101	Fuse, 1 1/4 amp slo blo N/S*
3	6275	Relay 110V DC	12	6102	Fuse, 2 amp slo blo N/S*
4	7014B	Buss cable	14	6104	Sensor lead
5	6428	Contactar	15	7026	Strain relief (2)
6	7014A	Bus bar	16	6185	Line cord
7	08106	Dinse panel mount (2)	17	6000BCK	Printed circuit board assy
8	6010	Resistor 10 ohm 25 watt	18	6428FS	Flash suppressor
9	6013	Resistor 100 ohm 50 watt			

For use in connecting the AEC 200 welding gun to a constant current stationary or engine driven welding power source not having a contactor. **Recommended for aluminum welding only.**



Requires two each Lenco LDP-50 Dinse type cable connectors.



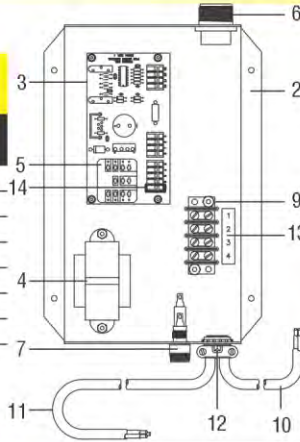
AEC Control Boxes



AEC 200-4C

NO.	PROFAX NO.	DESCRIPTION	NO.	PROFAX NO.	DESCRIPTION
1	8328A	Top cover N/S*	8	6101	Fuse, 1.25 amp 250V*
2	8336A	Base	9	7004	Terminal strip
3	9250	PC board	10	6182	Contacting cord, 5 ft. 18/2
4	6416	Transformer 115/24 50VA	11	6183	Primary cord, 5 ft. 18/3
5	9044	Relay, 3PDT - 24VAC	12	7026	Strain relief
6	6461	8 pin receptacle	13	8004	Decal, 4 pole terminal strip
7	6100	Fuse holder			

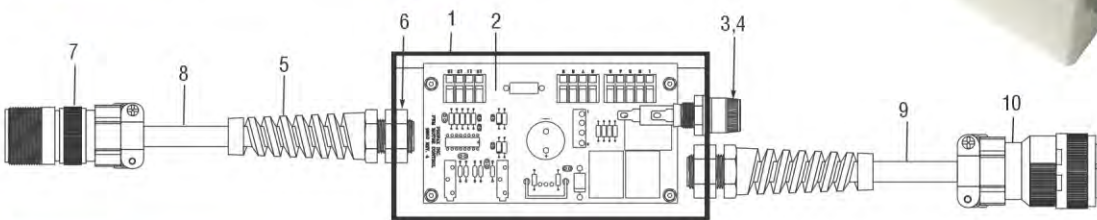
For use in connecting the AEC 200-4 spoolgun to constant voltage power sources.



AEC Control Boxes

AEC 200-5CDM

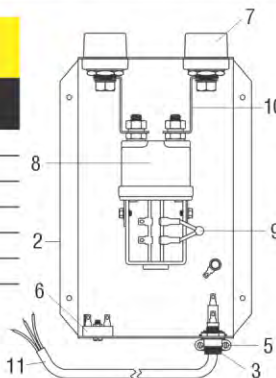
NO.	PROFAX NO.	DESCRIPTION	NO.	PROFAX NO.	DESCRIPTION
1	800119	Enclosure	6	800122	Locknut
2	9250	Motor control PCB	7	9188	8 socket cord receptacle
3	6100	Fuse holder	8	800123	Cord w/receptacle
4	6101	Fuse 1 1/4 amp slo blo N/S*	9	800121	Cord w/plug
5	9817	Strain relief	10	136961	14 pin plug



AEC 200-C

NO.	PROFAX NO.	DESCRIPTION	NO.	PROFAX NO.	DESCRIPTION
1	8328A	Cover, top N/S*	7	08106	Dinse panel mount (2)
2	8331A	Base	8	6428	Contacting
3	6100	Fuse holder	9	6011	Varistor assembly
4	6101	Fuse 1 1/4 amp slo blo N/S*	10	7014	Bus bar (2)
5	7026	Strain relief	11	6183	Cable, 5' 18/3
6	6314	Bridge rectifier			

For use with the AEC 200 welding gun and related controls, however, it may also be used in any application requiring a welding contactor, as long as operating parameters are observed.



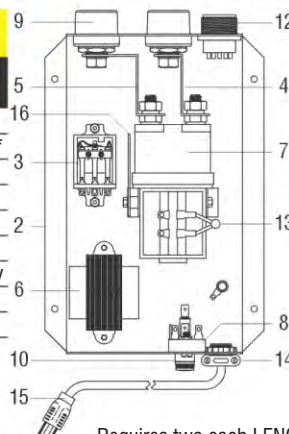
Requires two each Lenco LDP-50 Dinse type cable connectors.



AEC 200-LVC

NO.	PROFAX NO.	DESCRIPTION	NO.	PROFAX NO.	DESCRIPTION
1	8328A	Cover, top N/S*	10	6100	Fuse holder
2	8325A	Base	11	6101	Fuse, 1 1/4 amp slo blo N/S*
3	6271	Relay 24VAC	12	086022	14 socket panel receptacle
4	7014	Buss bar	13	6011	Varistor assembly
5	7014C	Bus bar	14	7026	Strain relief
6	6416	Transformer	15	6185	Line cord
7	6428	Contacting	16	6428FS	Flash suppressor assembly
8	6314	Bridge rectifier			
9	08106	Dinse panel mount (2)			

For use with the AEC 200-4DM spoolgun on constant voltage power sources without an internal contactor.



Requires two each Lenco LDP-50 Dinse type cable connectors.



*N/S - Not Shown



PRODUCT	DESCRIPTION	PAGE	
9 Series Torches		125 amp air cooled torches	128 - 129
12 Series Torches		500 amp water cooled torches	130 - 131
17 Series Torches 17HD Series Torches		150 amp air cooled torches 180 amp air cooled torches	132 - 133
18 Series Torches		350 amp water cooled torches	134 - 135
20 Series Torches		250 amp water cooled torches	136 - 137
24 Series Torches		80 amp air cooled & 180 amp water cooled torches	138 - 139
25 Series Torches		200 amp water cooled torches	140 - 141
26 Series Torches 26HD Series Torches		200 amp air cooled torches 250 amp air cooled torches	142 - 143
27 Series Torches		500 amp water cooled machine torches	144 - 145
Internal Welding TIG Torches and TIG Torch Cable Covers		XL Series TIG Torches Velcro and Zipper cable covers	146



PRODUCT	DESCRIPTION	PAGE
PX20TIG		147
Cups		148 - 149
Adapters Back Caps		150
TTC-150 TTC-200		151
Dinse Connectors		152 - 153
EWG Tungsten & Accessory Kits		154 - 155
Finger Tip & Foot Controls		156 - 157 158
EASYkleen		159 - 160

TIG Index

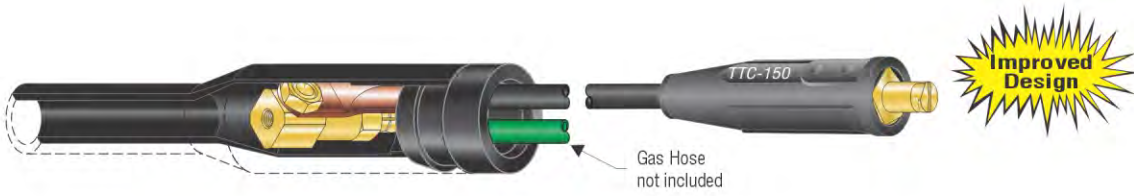


125 amps • Air cooled

TIG 9 Series Torches

TORCH PACKAGES w/1 PIECE RUBBER POWER CABLE		TORCH PACKAGES w/2 PIECE POWER CABLE AND GAS HOSE		TORCH PACKAGES w/1 PIECE PRO FLEX POWER CABLE		TORCH PACKAGES EQUIPPED w/TTC-150 CONNECTOR	
PROFAX NO.	LENGTH	PROFAX NO.	LENGTH	PROFAX NO.	LENGTH	PROFAX NO.	LENGTH
9-12R	12½'	9-12-2	12½'	9-12PF	12½'	9FV-12R-TTC	12½'
9-25R	25'	9-25-2	25'	9-25PF	25'	9FV-25R-TTC	25'
9F-12R	12½'	9F-12-2	12½'	9F-12PF	12½'	9V-12R-TTC	12½'
9F-25R	25'	9F-25-2	25'	9F-25PF	25'	9V-25R-TTC	25'
9FV-12R	12½'	9FV-12-2	12½'	9FV-12PF	12½'		
9FV-25R	25'	9FV-25-2	25'	9FV-25PF	25'		
9FV-50R	50'	9P-12-2	12½'	9V-12PF	12½'		
9P-12R	12½'	9P-25-2	25'	9V-25PF	25'		
9P-25R	25'	9V-12-2	12½'				
9V-12R	12½'	9V-25-2	25'				
9V-25R	25'						


Torch packages include torch body, handle, cable assembly, and medium back cap where applicable.



TTC-150 Connector
(see page 151)

The best connector for field welding applications

Accessory Kits (Pages 154-155)



TIG 9 Series Torches

NO.	PROFAX NO.	DESCRIPTION	NO.	PROFAX NO.	DESCRIPTION
1.	9	Torch body (includes 598882 cup gasket)	15.	H-100R	Handle, ribbed
2.	9F	Flexible torch body (includes 598882 cup gasket)	16.	BS-2S*	Snap on switch holder (comes w/SW-2)
3.	9FV	Flexible torch body w/valve (incl. 598882 cup gasket)	16a.	BS-1S*	Snap on switch holder (comes w/SW-1F)
4.	9P	Pencil torch body (includes 598882 cup gasket)	17.	SW-2	Switch (Off/On) w/flat round button
5.	9V	Torch body w/valve (includes 598882 cup gasket)	18.	SW-1	Switch (momentary) w/round button
6.	9-4	Insert (used on non-PROFAX torches)	19.	SW-1F	Switch (momentary) w/flat button
7.	VS-2	Valve stem, includes S-008 O-ring	20.	105Z57	Power cable adapter
7a.	S-008	O-ring	21.	57Y01-2	Optional 2 pc. power cable 12½'
8.	41V24	Long back cap, w/98W77 O-ring		57Y03-2	Optional 2 pc. power cable 25'
9.	41V35	Medium back cap, w/98W77 O-ring	21a.	17B	Tip nipple
10.	41V33	Short back cap, w/98W77 O-ring	21b.	17A	Crimp tip fitting
11.	98W77	Back cap O-ring	22.	45V09R	Rubber gas hose 12½'
12.	598882	Cup gasket		45V10R	Rubber gas hose 25'
13.	54N63-20	Large gas lens insulator	23.	57Y01R	1 pc. rubber power cable 12½'
14.	H-100	Handle, smooth (Used w/Snap-On snap switch holder)		57Y03R	1 pc. rubber power cable 25'
			24.	57Y01PF	1 pc. pro flex power cable 12½'
				57Y03PF	1 pc. pro flex power cable 25'

Alumina cups..... page 148
 Collets, collet bodies, and gas lenses..... page 149
 Power cable adapters, back caps,
 valve stems and handles..... page 150
 Accessory kits..... page 154-155

*Use with H-100 smooth handle only.



TIG MASTER

12 Series Torches

PROFAX



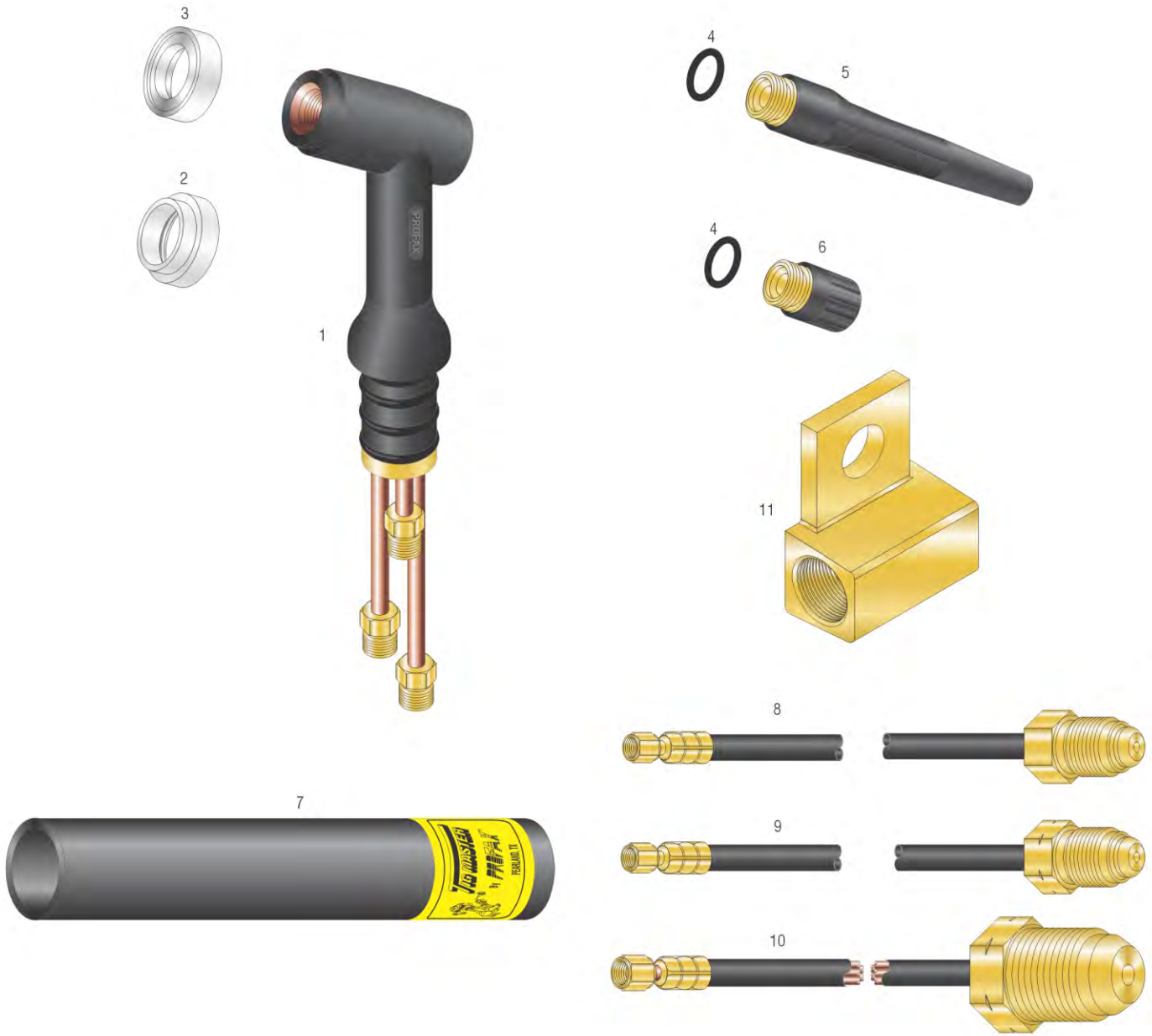
12

TIG 12
Series Torches

500 amps • Water cooled

PROFAX NO.	DESCRIPTION
12-12R	Torch package - torch body w/12½' rubber power cable, water & gas hose
12-25R	Torch package - torch body w/25' rubber power cable, water & gas hose
12-50R	Torch package - torch body w/50' rubber power cable, water & gas hose

Torch packages include complete torch head and cable assembly
***Back caps sold separately**



Series Torches
TIG-12

NO.	PROFAX NO.	DESCRIPTION	NO.	PROFAX NO.	DESCRIPTION
1.	12	Torch body (includes 12NG cup gasket)	8.	40V82R	Gas hose 12½'
2.	12GLG	Gas lens gasket		40V82RL	Gas hose 25'
3.	12NG	Cup gasket		40V82RL50	Gas hose 50'
4.	85W50	Back cap O-ring	9.	40V83R	Water hose 12½'
5.	56Y44	Long back cap, w/85W50 O-ring		40V83RL	Water hose 25'
6.	56Y45	Short back cap, w/85W50 O-ring		40V83RL50	Water hose 50'
7.	85WP13	Handle, smooth	10.	40V84R	Power cable 12½'
				40V84RL	Power cable 25'
				40V84RL50	Power cable 50'
			11.	45V11	Adapter block

Alumina cups..... page 148
 Collets, collet bodies, and gas lenses..... page 149
 Power cable adapters, back caps,
 valve stems and handles..... page 150



17

17F

17FV

17V

17FV-HD

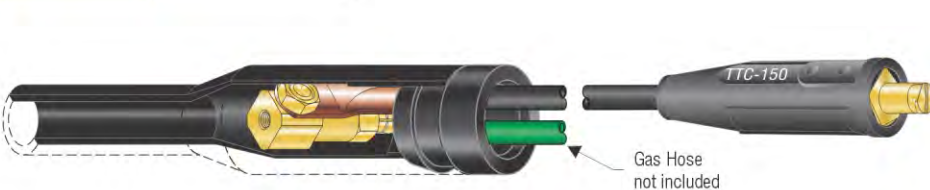
150 amps • Air cooled

(For Heavy Duty Applications Rated @ 180 Amps)

TIG 17 Series Torches

TORCH PACKAGES w/1 PIECE RUBBER POWER CABLE		TORCH PACKAGES w/2 PIECE POWER CABLE AND GAS HOSE		TORCH PACKAGES w/1 PIECE PRO FLEX POWER CABLE		TORCH PACKAGES EQUIPPED w/TTC-150 CONNECTOR	
PROFAX NO.	LENGTH	PROFAX NO.	LENGTH	PROFAX NO.	LENGTH	PROFAX NO.	LENGTH
17-12R	12½'	17-12-2	12½'	17-12PF	12½'	17FV-12R-TTC	12½'
17-25R	25'	17-25-2	25'	17-25PF	25'	17FV-25R-TTC	25'
17-50R	50'	17F-12-2	12½'	17F-12PF	12½'	17FVHD-12R-TTC	12½'
17F-12R	12½'	17F-25-2	25'	17F-25PF	25'	17FVHD-25R-TTC	25'
17F-25R	25'	17FV-12-2	12½'	17FV-12PF	12½'	17FV-12PF-TTC	12½'
17F-50R	50'	17FV-25-2	25'	17FV-25PF	25'	17FV-25PF-TTC	25'
17FV-12R	12½'	17V-12-2	12½'	17FVHD-12PF	12½'	17FVHD-12PF-TTC	12½'
17FV-25R	25'	17V-25-2	25'	17FVHD-25PF	25'	17FVHD-25PF-TTC	25'
17FV-50R	50'			17V-12PF	12½'	17V-12R-TTC	12½'
17FVHD-12R	12½'			17V-25PF	25'	17V-25R-TTC	25'
17FVHD-25R	25'					17V-12PF-TTC	12½'
17FVHD-50R	50'					17V-25PF-TTC	25'
17V-12R	12½'						
17V-25R	25'						
17V-50R	50'						

Torch packages include torch body, handle, cable assembly, and long back cap.



Gas Hose not included



TTC-150 Connector

(see page 151)


The best connector for field welding applications

Accessory Kits

(Pages 154-155)



17, 17F, 17FV, 17FVHD & 17V 150 amps • Air cooled (Standard)
180 amps • Air cooled (HD Series)



Series Torches
TIG 17

NO.	PROFAX NO.	DESCRIPTION	NO.	PROFAX NO.	DESCRIPTION
1.	17	Torch body (includes 18CG cup gasket & 18-7 insert)	16.	BS-2S*	Snap on switch holder (comes w/SW-2)
2.	17F	Flexible torch body (incl. 18CG cup gasket & 18-7 insert)	16a.	BS-1S*	Snap on switch holder (comes w/SW-1F)
3.	17FV	Flexible torch body w/valve (includes 18CG cup gasket & 18-7 insert)	17.	SW-2	Switch (Off/On) w/flat round button
3a.	17FVHD	Flexible heavy duty torch body w/valve (includes 18CG cup gasket & 18-7 insert)	18.	SW-1	Switch (momentary) w/round button
4.	17V	Torch w/valve (incl. 18CG cup gasket & 18-7 insert)	19.	SW-1F	Switch (momentary) w/flat button
5.	18-7	Insert	20.	105Z57	power cable adapter
6.	VS-2	Valve stem, includes S-008 O-ring	21.	57Y01-2	Optional 2 pc. power cable 12½'
6a.	S-008	O-ring		57Y03-2	Optional 2 pc. power cable 25'
7.	57Y02	Long back cap, w/98W18 O-ring	21a.	17B	Tip nipple
8.	300M	Medium back cap, w/98W18 O-ring	21b.	17A	Crimp tip fitting
9.	57Y04	Short back cap, w/98W18 O-ring	22.	45V09R	Rubber gas hose 12½'
10.	98W18	Back cap O-ring		45V10R	Rubber gas hose 25'
11.	18CG	Cup gasket	23.	57Y01R	1 pc. rubber power cable 12½'
12.	54N01	Gas lens insulator		57Y03R	1 pc. rubber power cable 25'
13.	54N63	Large diameter gas lens insulator		57Y03R-50	1 pc. rubber power cable 50'
13a.	18CG-20	Cup gasket for stubby collet and collet body	24.	57Y01PF	1 pc. pro flex power cable 12½'
14.	H-100	Handle, smooth (Used w/Snap-On snap switch holder)		57Y03PF	1 pc. pro flex power cable 25'
15.	H-100R	Handle, ribbed			


Alumina cups..... page 148
 Collets, collet bodies, and gas lenses..... page 149
 Power cable adapters, back caps, valve stems and handles.... page 150
 Accessory kits..... pages 154-155

*Use with H-100 smooth handle only.



350 amps • Water cooled

Cable Covers



VELCRO

USE WITH 18 SERIES - VINYL HOSE & CABLE

PROFAX NO.	DESCRIPTION
3-10V	3" cover for 12½' torch packages
3-22V	3" cover for 25' torch packages
3-48V	3" cover for 50' torch packages

USE WITH 18 SERIES - RUBBER HOSE & CABLE

PROFAX NO.	DESCRIPTION
4-10V	4" cover for 12½' torch packages
4-22V	4" cover for 25' torch packages
4-48V	4" cover for 50' torch packages



ZIPPER

USE WITH 18 SERIES - VINYL HOSE & CABLE

PROFAX NO.	DESCRIPTION
3-10	3" cover for 12½' torch packages
3-22	3" cover for 25' torch packages
3-48	3" cover for 50' torch packages

USE WITH 18 SERIES - RUBBER HOSE & CABLE

PROFAX NO.	DESCRIPTION
4-10	4" cover for 12½' torch packages
4-22	4" cover for 25' torch packages
4-48	4" cover for 50' torch packages
4-100	4" cover for 100' torch packages



PROFAX NO.	DESCRIPTION
18-12	Torch package - w/12½' vinyl power cable, water & gas hose
18-12R	Torch package - w/12½' optional rubber power cable, water & gas hose
18-25	Torch package - w/25' vinyl power cable, water & gas hose
18-25R	Torch package - w/25' optional rubber power cable, water & gas hose
18-50R	Torch package - w/50' optional rubber power cable, water & gas hose
18F-12	Torch package - Flex body w/12½' vinyl power cable, water & gas hose
18F-12R	Torch package - Flex body w/12½' optional rubber power cable, water & gas hose
18F-25	Torch package - Flex body w/25' vinyl power cable, water & gas hose
18F-25R	Torch package - Flex body w/25' optional rubber power cable, water & gas hose
18F-50R	Torch package - Flex body w/50' optional rubber power cable, water & gas hose
18P-12	Torch package - 12½' w/o rack
18P-12R	Torch package - 12½' w/o rack (w/optional rubber power cable, water & gas hose)
18P-25	Torch package - 25' w/o rack
18P-25R	Torch package - 25' w/o rack with optional rubber power cable, water & gas hose
18P32-12	Torch package - 12½' w/32 pitch rack
18P32-25	Torch package - 25' w/32 pitch rack
18V-12	Torch package - Valve body w/12½' vinyl power cable, water & gas hose
18V-12R	Torch package - Valve body w/12½' optional rubber power cable, water & gas hose
18V-25	Torch package - Valve body w/25' vinyl power cable, water & gas hose
18V-25R	Torch package - Valve body w/25' optional rubber power cable, water & gas hose
18V-50R	Torch package - Valve body w/50' optional rubber power cable, water & gas hose

Torch packages include torch body, handle, cable assembly, and long back cap where applicable.

18 torches are available with extended tubes and handle (48" long) for internal welding of small diameter pipe. If requested we can install a sensor lead.

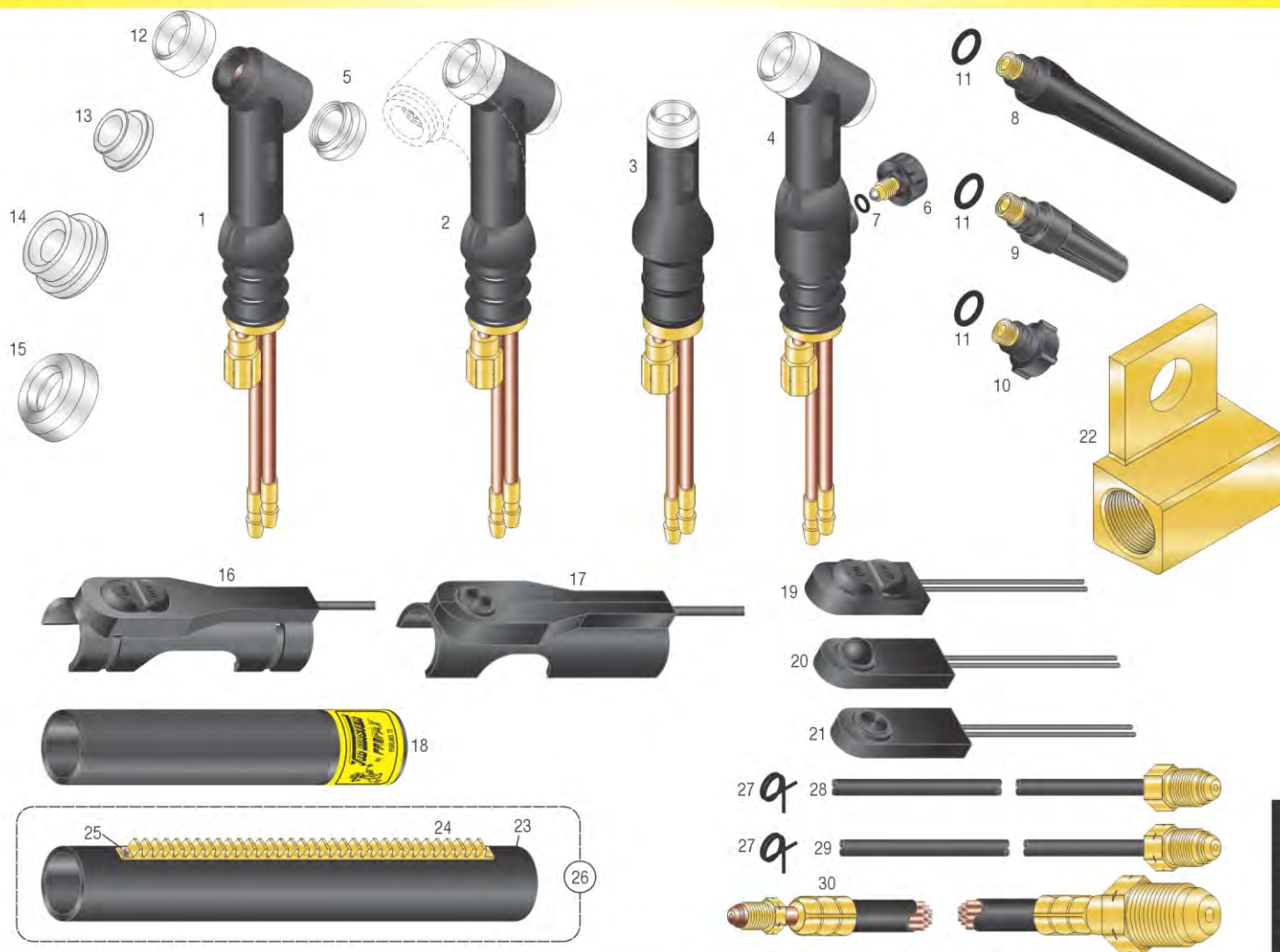
Accessory Kits

(Pages 154-155)



18, 18F, 18P, & 18V

350 amps • Water cooled



NO.	PROFAX NO.	DESCRIPTION	NO.	PROFAX NO.	DESCRIPTION
1.	18	Torch body (includes 18CG cup gasket & 18-7 insert)	24.	18R32	32 pitch rack w/screws
2.	18F	Flexible torch body (incl. 18CG cup gasket & 18-7 insert)	25.	18R-1	Rack screw
3.	18P	Pencil torch body w/o rack (includes 18CG)	26.	18PB-32	10" barrel w/32P rack and screws
4.	18V	Torch body w/valve (incl. 18CG cup gasket & 18-7 insert)	27.	53N04	Tie wire
5.	18-7	Insert	28.	40V75	Gas hose 12½'
6.	VS-2	Valve stem, includes S-008 O-ring		40V75R	Braided gas hose 12½'
7.	S-008	O-ring		41V30	Gas hose 25'
8.	57Y02	Long back cap, w/98W18 O-ring		41V30R	Braided gas hose 25'
9.	300M	Medium back cap, w/98W18 O-ring		41V30R-50	Braided gas hose 50'
10.	57Y04	Short back cap, w/98W18 O-ring	29.	40V74	Water hose 12½'
11.	98W18	Back cap O-ring		40V74R	Braided water hose 12½'
12.	18CG	Cup gasket		41V32	Water hose 25'
13.	54N01	Gas lens insulator		41V32R	Braided water hose 25'
14.	54N63	Large diameter gas lens insulator		41V32R-50	Braided water hose 50'
15.	18CG-20	Cup gasket for stubby collet and collet body	30.	40V64	Power cable 12½'
16.	BL-2S*	Snap on switch holder (comes w/SW-2)		40V64R	Rubber power cable 12½'
17.	BL-1S*	Snap on switch holder (comes w/SW-1F)		41V29	Power cable 25'
18.	H-200	Handle, smooth		41V29R	Rubber power cable 25'
19.	SW-2	Switch (Off/On) w/flat round button		41V29R-50	Rubber power cable 50'
20.	SW-1	Switch (momentary) w/round button			
21.	SW-1F	Switch (momentary) w/flat button			
22.	45V11	Power cable adapter			
23.	18PB	Barrel (10" long x 1-3/8" dia.)			

*Use with H-200 smooth handle only.

Series Torches
TIG-18

EK-1-25R EXTENSION KIT for use on 18, 20, 24W, & 25 Series Torches see page 154

Alumina cups..... page 148
Collets, collet bodies, and gas lenses..... page 149

Power cable adapters, back caps,
valve stems and handles..... page 150
Accessory kits..... pages 154-155



20



20F



20P



20V

250 amps • Water cooled

Cable Covers



VELCRO

PROFAX NO.	DESCRIPTION
3-10V	3" cover for 12½' torch packages
3-22V	3" cover for 25' torch packages
3-48V	3" cover for 50' torch packages



ZIPPER

PROFAX NO.	DESCRIPTION
3-10	3" cover for 12½' torch packages
3-22	3" cover for 25' torch packages
3-48	3" cover for 50' torch packages

PROFAX NO.	TORCH PACKAGES
20-12	Torch package - w/12½' vinyl power cable, water & gas hose
20-12R	Torch package - w/12½' optional rubber power cable, water & gas hose
20-25	Torch package - w/25' vinyl power cable, water & gas hose
20-25R	Torch package - w/25' optional rubber power cable, water & gas hose
20-50R	Torch package - w/50' optional rubber power cable, water & gas hose
20F-12	Torch package - Flex body w/12½' vinyl power cable, water & gas hose
20F-12R	Torch package - Flex body w/12½' optional rubber power cable, water & gas hose
20F-25	Torch package - Flex body w/25' vinyl power cable, water & gas hose
20F-25R	Torch package - Flex body w/25' optional rubber power cable, water & gas hose
20F-50R	Torch package - Flex body w/50' optional rubber power cable, water & gas hose
20P-12	Torch package - Pencil style w/12½' vinyl power cable, water & gas hose
20P-12R	Torch package - Pencil style w/12½' optional rubber power cable, water & gas hose
20P-25	Torch package - Pencil style w/25' vinyl power cable, water & gas hose
20P-25R	Torch package - Pencil style w/25' optional rubber power cable, water & gas hose
20P-50R	Torch package - Pencil style w/50' optional rubber power cable, water & gas hose
20V-12	Torch package - Valve body w/12½' vinyl power cable, water & gas hose
20V-12R	Torch package - Valve body w/12½' optional rubber power cable, water & gas hose
20V-25	Torch package - Valve body w/25' vinyl power cable, water & gas hose
20V-25R	Torch package - Valve body w/25' optional rubber power cable, water & gas hose
20V-50R	Torch package - Valve body w/50' optional rubber power cable, water & gas hose

Torch packages include torch body, handle, cable assembly, and medium back cap.

20 torches are available with extended tubes and handle (48" long) for internal welding of small diameter pipe. If requested we can install a sensor lead.

Accessory Kits

(Pages 154-155)



20, 20F, 20P & 20V

250 amps • Water cooled



Series Torches
TIG 20

NO.	PROFAX NO.	DESCRIPTION	NO.	PROFAX NO.	DESCRIPTION
1.	20	Torch body (includes 598882 cup gasket)	17.	SW-1F	Switch (momentary) w/flat button
2.	20F	Flexible torch body (includes 598882 cup gasket)	18.	45V11	Power cable adapter
3.	20P	Pencil style torch body (includes 598882 cup gasket)	19.	53N04	Tie wire
4.	20V	Torch body w/valve (includes 598882 cup gasket)	20.	45V09	Gas hose 12½'
5.	9-4	Insert (used on non-PROFAX torches)		45V09R	Rubber gas hose 12½'
6.	VS-2	Valve stem, includes S-008 O-ring		45V10	Gas hose 25'
6a.	S-008	O-ring		45V10R	Rubber gas hose 25'
7.	41V24	Long back cap, w/98W77 O-ring		45V10R-50	Rubber gas hose 50'
8.	41V35	Medium back cap, w/98W77 O-ring	21.	45V07	Water hose 12½'
9.	41V33	Short back cap, w/98W77 O-ring		45V07R	Rubber water hose 12½'
10.	98W77	Back cap O-ring		45V08	Water hose 25'
11.	598882	Cup gasket		45V08R	Rubber water hose 25'
12.	54N63-20	Large gas lens insulator		45V08R-50	Rubber water hose 50'
13.	H-100	Handle, smooth	22.	45V03	Power cable 12½'
14.	BS-2S*	Snap on switch holder (comes w/SW-2)		45V03R	Rubber power cable 12½'
14a.	BS-1S*	Snap on switch holder (comes w/SW-1F)		45V04	Power cable 25'
15.	SW-2	Switch (Off/On) w/flat round button		45V04R	Rubber power cable 25'
16.	SW-1	Switch (momentary) w/round button		45V04R-50	Rubber power cable 50'

*Use with H-100 smooth handle only.

EK-1-25R EXTENSION KIT for use on 18, 20, 24W, & 25 Series Torches see page 154

Alumina cups..... page 148
Collets, collet bodies, and gas lenses..... page 149

Power cable adapters, back caps,
valve stems and handles..... page 150
Accessory kits..... pages 154-155



(24-24V) 80 amps • Air cooled
(24W) 180 amps • Water cooled

TIG 24
Series Torches

Cable Covers



VELCRO

PROFAX NO.	DESCRIPTION
3-10V	3" cover for 12½' 24W torch packages
3-22V	3" cover for 25' 24W torch packages



ZIPPER

PROFAX NO.	DESCRIPTION
3-10	3" cover for 12½' 24W torch packages
3-22	3" cover for 25' 24W torch packages

PROFAX NO.	DESCRIPTION
24-12R	Torch package - 12½' 1 pc. rubber power cable
24-25R	Torch package - 25' 1 pc. rubber power cable
24V-12R	Torch package - Valve body w/12½' 1 pc. rubber power cable
24V-25R	Torch package - Valve body w/25' 1 pc. rubber power cable
24W-12	Torch package - Water cooled w/12½' vinyl power cable, water & gas hose
24W-12R	Torch package - Water cooled w/12½' optional rubber power cable, water & gas hose
24W-25	Torch package - Water cooled w/25' vinyl power cable, water & gas hose
24W-25R	Torch package - Water cooled w/25' optional rubber power cable, water & gas hose

Torch packages include torch body, handle, and cable assembly

24W torches are available with extended tubes and handle (48" long) for internal welding of small diameter pipe. If requested we can install a sensor lead.

Accessory Kits

(Pages 154-155)



24, 24V, & 24W

(24-24V) 80 amps • Air cooled
(24W) 180 amps • Water cooled



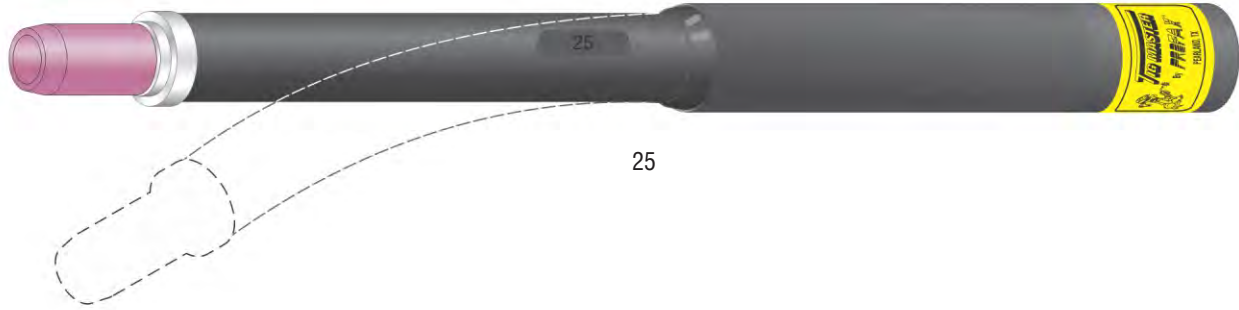
Series Torches
TIG 24

NO.	PROFAX NO.	DESCRIPTION	NO.	PROFAX NO.	DESCRIPTION
1.	24	Torch body (includes 53N22 cup gasket)	13.	45V09	Gas hose 12½'
2.	24V	Torch w/valve (includes 53N22 cup gasket)		45V09R	Gas hose 12½', rubber
3.	24W	Torch body water cooled (includes 53N22 cup gasket)		45V10	Gas hose 25'
4.	VS-2	Valve stem, includes S-008 O-ring		45V10R	Gas hose 25', rubber
4a.	S-008	O-ring	14.	45V07	Water hose 12½'
5.	53N04	Hose clamps (wire tie)		45V07R	Water hose 12½', rubber
6.	53N22	Cup gasket		45V08	Water hose 25'
7.	53N66	Gas lens insulator		45V08R	Water hose 25', rubber
8.	H-100	Smooth handle (24W)	15.	45V03	Power cable 12½'
9.	H-100R	Handle, ribbed (24 or 24V)		45V03R	Power cable 12½', w/rubber hose
10.	45V11	Power cable adapter (24W)		45V04	Power cable 25'
11.	53N43	Power cable adapter (24 or 24V)		45V04R	Power cable 25', w/rubber hose
12.	56Y38R	Rubber power cable 12½'			
	56Y97R	Rubber power cable 25'			


24 or 24V

EK-1-25R EXTENSION KIT for use on 18, 20, 24W, & 25 Series Torches see page 154

- Alumina cups..... page 148
- Collets, collet bodies, and gas lenses..... page 149
- Power cable adapters, back caps, valve stems and handles..... page 150
- Accessory kits..... pages 154-155



25




10"

200 amps • Water cooled

TIG 25
Series Torches

Cable Covers



VELCRO

PROFAX NO.	DESCRIPTION
3-10V	3" cover for 12½' torch packages
3-22V	3" cover for 25' torch packages
3-48V	3" cover for 50' torch packages



ZIPPER

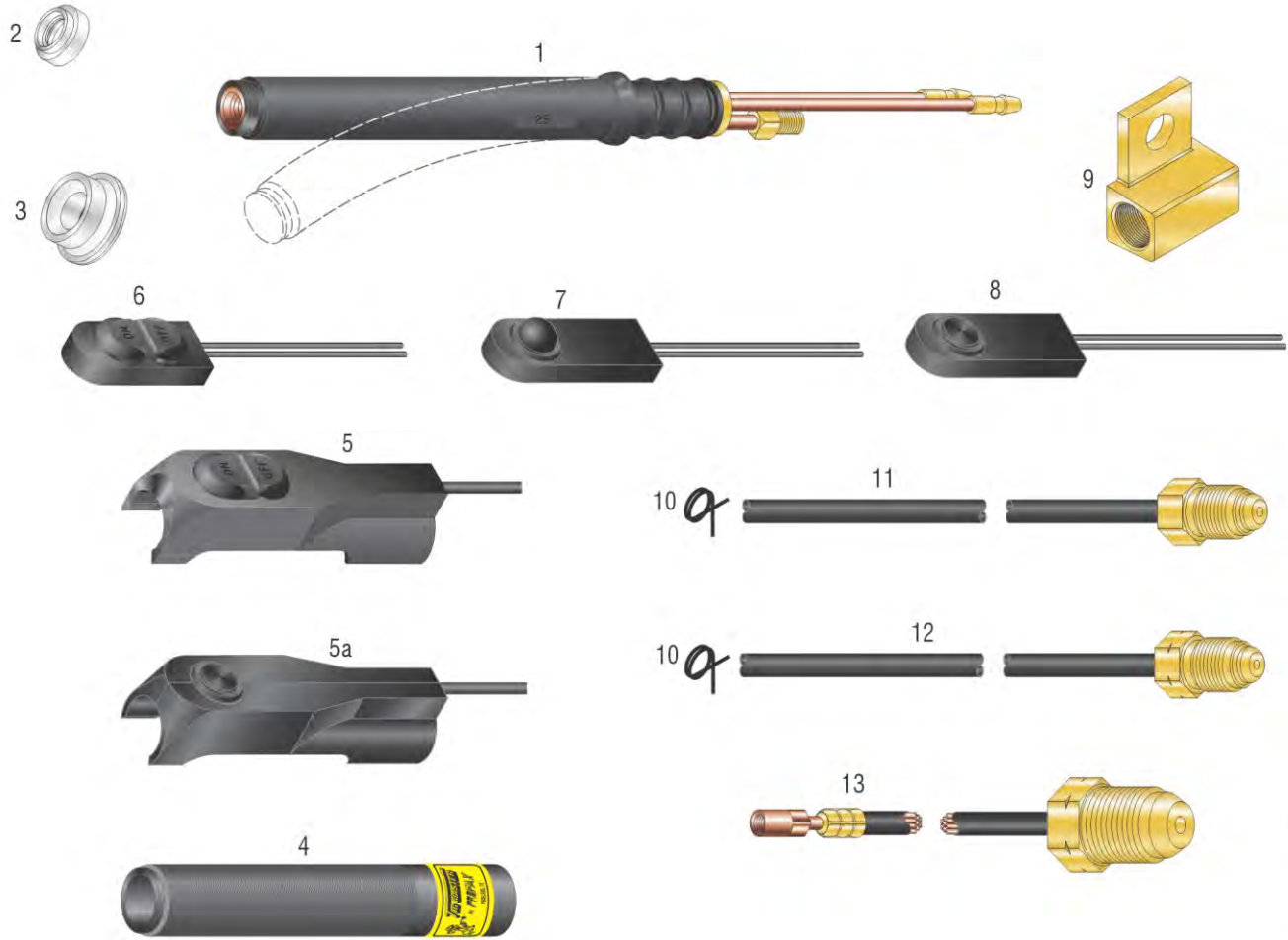
PROFAX NO.	DESCRIPTION
3-10	3" cover for 12½' torch packages
3-22	3" cover for 25' torch packages
3-48	3" cover for 50' torch packages

PROFAX NO.	DESCRIPTION
25-12	Torch package - w/12½' vinyl power cable, water & gas hose
25-12R	Torch package - w/12½' optional rubber power cable, water & gas hose
25-25	Torch package - w/25' vinyl power cable, water & gas hose
25-25R	Torch package - w/25' optional rubber power cable, water & gas hose

Torch packages include torch body, handle, cable assembly.

Accessory Kit

(Pages 154-155)



Series Torches
TIG 25

NO.	PROFAX NO.	DESCRIPTION	NO.	PROFAX NO.	DESCRIPTION
1.	25	Torch body (includes 598882 cup gasket)	11.	45V09	Gas hose 12½'
2.	598882	Cup gasket		45V09R	Gas hose 12½', rubber
3.	54N63-20	Large gas lens insulator		45V10	Gas hose 25'
4.	H-100	Handle, smooth		45V10R	Gas hose 25', rubber
5.	BS-2S*	Snap on switch holder (comes w/SW-2)	12.	45V07	Water hose 12½'
5a.	BS-1S*	Snap on switch holder (comes w/SW-1F)		45V07R	Water hose 12½', rubber
6.	SW-2	Switch (Off/On) w/flat round button		45V08	Water hose 25'
7.	SW-1	Switch (momentary) w/round button		45V08R	Water hose 25', rubber
8.	SW-1F	Switch (momentary) w/flat button	13.	45V03	Power cable 12½'
9.	45V11	Power cable adapter		45V03R	Power cable 12½', w/rubber hose
10.	53N04	Tie wire		45V04	Power cable 25'
				45V04R	Power cable 25', w/rubber hose

*Use with H-100 smooth handle only.

EK-1-25R EXTENSION KIT for use on 18, 20, 24W, & 25 Series Torches see page 154

Alumina cups..... page 148
Collets, collet bodies, and gas lenses..... page 149

Power cable adapters, back caps,
valve stems and handles..... page 150
Accessory kits..... pages 154-155




(For Heavy Duty Applications
Rated @ 250 Amps)

TIG 26
Series Torches

200 amps • Air cooled

TORCH PACKAGES w/1 PIECE RUBBER POWER CABLE		TORCH PACKAGES w/2 PIECE POWER CABLE AND GAS HOSE		TORCH PACKAGES w/1 PIECE PRO FLEX POWER CABLE		TORCH PACKAGES EQUIPPED w/TTC-200 CONNECTOR	
PROFAX NO.	LENGTH	PROFAX NO.	LENGTH	PROFAX NO.	LENGTH	PROFAX NO.	LENGTH
26-12R	12½'	26-12-2	12½'	26-12PF	12½'	26FV-12R-TTC	12½'
26-25R	25'	26-25-2	25'	26-25PF	25'	26FV-25R-TTC	25'
26-50R	50'	26F-12-2	12½'	26F-12PF	12½'	26FVHD-12R-TTC	12½'
26F-12R	12½'	26F-25-2	25'	26F-25PF	25'	26FVHD-25R-TTC	25'
26F-25R	25'	26FV-12-2	12½'	26FV-12PF	12½'	26V-12R-TTC	12½'
26F-50R	50'	26FV-25-2	25'	26FV-25PF	25'	26V-25R-TTC	25'
26FV-12R	12½'	26FVHD-12-2	12½'	26FVHD-12PF	12½'		
26FV-25R	25'	26FVHD-25-2	25'	26FVHD-25PF	25'		
26FV-50R	50'	26V-12-2	12½'	26V-12PF	12½'		
26FVHD-12R	12½'	26V-25-2	25'	26V-25PF	25'		
26FVHD-25R	25'						
26V-12R	12½'						
26V-25R	25'						
26V-50R	50'						

Torch packages include torch body, handle, cable assembly, and long back cap



**TTC-200
Connector**

(see page 151)

The best connector
for field welding
applications

Accessory Kits

(Pages 154-155)



26, 26F, 26FV, 26FVHD, & 26V

200 amps • Air cooled (Standard)
250 amps • Air cooled (HD Series)



Series Torches
TIG 26

NO.	PROFAX NO.	DESCRIPTION	NO.	PROFAX NO.	DESCRIPTION
1.	26	Torch body (includes 18CG cup gasket & 18-7 insert)	14.	H-200	Handle, smooth (Used w/Snap-On snap switch holder)
2.	26F	Flexible torch body (includes 18CG cup gasket & 18-7 insert)	15.	H-200R	Handle, ribbed
3.	26FV	Flexible torch body w/valve (includes 18CG cup gasket & 18-7 insert)	16.	BL-2S*	Snap on switch holder (comes with SW-2)
3a.	26FVHD	Flexible heavy duty torch body w/valve (includes 18CG cup gasket & 18-7 insert)	16a.	BL-1S*	Snap on switch holder (comes with SW-1F)
4.	26V	Torch body w/valve (includes 18CG cup gasket & 18-7 insert)	17.	SW-2	Switch (Off/On) w/flat round button
5.	18-7	Insert	18.	SW-1	Switch (momentary) w/round button
6.	VS-1	Valve stem, includes S-008 O-ring	19.	SW-1F	Switch (momentary) w/flat button
6a.	S-008	O-ring	20.	45V62	Power cable adapter
7.	57Y02	Long back cap, w/98W18 O-ring	21.	46V28-2	Optional 2 pc. power cable 12½'
8.	300M	Medium back cap, w/98W18 O-ring		46V30-2	Optional 2 pc. power cable 25'
9.	57Y04	Short back cap, w/98W18 O-ring	21a.	26B	Tip nipple
10.	98W18	Back cap O-ring	21b.	26A	Power cable crimp
11.	18CG	Cup gasket	21c.	1255	5/8-18 RH male nut
12.	54N01	Gas lens insulator	22.	40V75R	Rubber gas hose 12½'
13.	54N63	Large diameter gas lens insulator		41V30R	Rubber gas hose 25'
13a.	18CG-20	Cup gasket for stubby collet and collet body	23.	46V28R	1 pc. rubber power cable 12½'
				46V30R	1 pc. rubber power cable 25'
				46V30R-50	1 pc. rubber power cable 50'
			24.	46V28PF	1 pc. pro flex power cable 12½'
				46V30PF	1 pc. pro flex power cable 25'

Alumina cups..... page 148
Collets, collet bodies, and gas lenses..... page 149

Power cable adapters, back caps,
valve stems and handles..... page 150
Accessory kits..... pages 154-155

*Use with H-200 smooth handle only.



27A - 9" body
27B - 20" body

500 amps • Water cooled machine torch

Cable Covers



VELCRO

PROFAX NO.	DESCRIPTION
4-10V	4" cover for 12½' torch packages
4-22V	4" cover for 25' torch packages



ZIPPER

PROFAX NO.	DESCRIPTION
4-10	4" cover for 12½' torch packages
4-22	4" cover for 25' torch packages
4-48	4" cover for 50' torch packages
4-100	4" cover for 100' torch packages

PROFAX NO.	DESCRIPTION
27A-3	Torch package - 9" torch body w/3' rubber power cable, water & gas hose
27A-12	Torch package - 9" torch body w/12½' rubber power cable, water & gas hose
27A-25	Torch package - 9" torch body w/25' rubber power cable, water & gas hose
27B-3	Torch package - 20" torch body w/3' rubber power cable, water & gas hose
27B-12	Torch package - 20" torch body w/12½' rubber power cable, water & gas hose
27B-25	Torch package - 20" torch body w/25' rubber power cable, water & gas hose


Torch packages include complete torch head and cable assembly

TIG 27
Series Torches



27A & 27B

500 amps • Water cooled machine torch



Series Torches
TIG 27

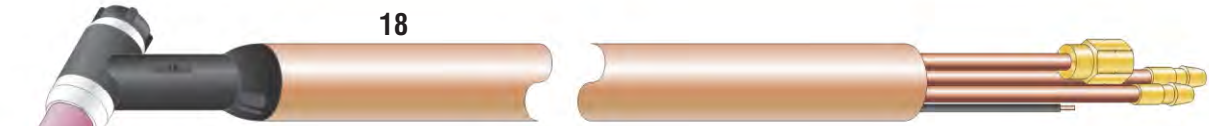
NO.	PROFAX NO.	DESCRIPTION	NO.	PROFAX NO.	DESCRIPTION
1.	27A 27B	Torch body (9") includes shaft assembly, barrel & boot Torch body (20") includes shaft assembly, barrel & boot	14.	181W89	O-ring
2.	27-12	Boot	15.		Gas lens collet body (see page 149)
3.	27-10A 27-10B 27-9B	Barrel for "A" model Barrel for "B" model Barrel with rack holes for "B" model	16.	57N56	Teflon gasket
4.	27R32	Rack 32 pitch "B" model only	17.		Alumina nozzle (see page 148)
5.	18R-1	Screw	18.	45V11	Power cable adapter use w/12½' & 25' torch packages
6.		Collet (see page 149)	19.	40V82R-3 40V82R 40V82RL	Gas hose 3' Gas hose 12½' Gas hose 25'
7.	27-2-4	O-ring	20.	40V83R-3 40V83R 40V83RL	Water hose 3' Water hose 12½' Water hose 25'
8.	27-11	Lock washer	21.	40V84R-3	Power cable 3'
9.	27-19	Nylon screw	22.	40V84R 40V84RL	Power cable 12½' Power cable 25'
10.	27-13A	Shaft assembly for "A" model torch			
11.	27-13B	Shaft assembly for "B" model torch			
12.	27-13-2	O-ring			
13.	27-13-3	O-ring			

Alumina cups..... page 148
 Collets and gas lenses..... page 149



Internal Welding TIG Torch


350 Amp
Water Cooled



250 Amp
Water Cooled



180 Amp
Water Cooled



Up To 72" O.A.L.

Extra long torches are available with extended tubes and handle up to 72" long w/sensor lead for internal welding of small diameter pipe.

PROFAX NO.	TORCH PACKAGES
18-48	Torch head - 48" O.A.L. w/handle
18-48-12R	Torch package - w/12½' rubber power cable, water and gas hose
18-48-25R	Torch package - w/25' rubber power cable, water and gas hose
20-48	Torch head - 48" O.A.L. w/handle
20-48-12R	Torch package - w/12½' rubber power cable, water and gas hose
20-48-25R	Torch package - w/25' rubber power cable, water and gas hose
24W-48	Torch head - 48" O.A.L. w/handle
24W-48-12R	Torch package - w/12½' rubber power cable, water and gas hose
24W-48-25R	Torch package - w/25' rubber power cable, water and gas hose

Torch packages include torch body, handle, cable assembly.

TIG 18, 20, 24W
XL Series Torches

Cable Covers



VELCRO

PROFAX NO.	DESCRIPTION
3-10V	3" cover for 12½' torch packages
3-22V	3" cover for 25' torch packages
3-48V	3" cover for 50' torch packages



ZIPPER

PROFAX NO.	DESCRIPTION
3-10	3" cover for 12½' torch packages
3-22	3" cover for 25' torch packages
3-48	3" cover for 50' torch packages

PARTS/ACCESSORIES

PROFAX NO.	DESCRIPTION
45V11	Power cable adapter for 18, 20, and 24W
53N04	Tie wire for 18, 20, and 24W
40V75R	Braided gas hose 12½' for 18
41V30R	Braided gas hose 25' for 18
40V74R	Braided water hose 12½' for 18
41V32R	Braided water hose 25' for 18
40V64R	Rubber power cable 12½' for 18
41V29R	Rubber power cable 25' for 18
45V09R	Rubber gas hose 12½' for 20 and 24W
45V10R	Rubber gas hose 25' for 20 and 24W
45V07R	Rubber water hose 12½' for 20 and 24W
45V08R	Rubber water hose 25' for 20 and 24W
45V03R	Rubber power cable 12½' for 20 and 24W
45V04R	Rubber power cable 25' for 20 and 24W

Accessory Kits

(Pages 154-155)

- Alumina cups..... page 148
- Collets, collet bodies, and gas lenses..... page 149
- Power cable adapters, back caps, valve stems and handles..... page 150

EK-1-25R EXTENSION KIT for use on 18, 20, 24W, & 25 Series Torches see page 154



TIG MASTER

PX20TIG

PROFAX

PX20TIG

Cold Wire Feed System for TIG High Frequency Protected



240 Volt Available

A PRACTICAL, LOW COST, HIGH EFFICIENCY SYSTEM DESIGNED TO DELIVER SPOOLED WIRE FILLER METAL FOR TIG APPLICATIONS.

Insulated wire drive assembly isolates all electrical components from high frequency interference.

3 YEAR WARRANTY

PROFAX NO.	INPUT POWER	WIRE DIAMETERS	WIRE FEED SPEED	WEIGHT	DIMENSIONS
PX20TIG	110VAC 50/60Hz	.023 - 5/64" (0.6 - 2.0mm)	75 - 900 IPM (1.9 - 23 M/MIN)	36 lb. (16.5 Kg.)	H: 14" (356mm) W: 11" (280mm) D: 25½" (648mm)

PX20TIG
& Drive Rolls

FEATURES:

- Improves productivity by eliminating stops caused by cut length wire.
- Eliminates end waste of cut length filler metal, an average savings of 10 to 20%.
- Reduces cost of filler metal by utilizing spooled wire instead of cut length.
- High frequency protection ensures reliability in all TIG applications.
- Low initial cost - The PX20TIG is less than half the cost of most TIG cold wire feed systems on the market today.
- Low operating cost - Utilizes standard feed tips, standard liners, and standard momentary switch on feed pen.
- The PX20TIG ships complete - Includes feed pen and 8' lead, 2ea. .035/.045 reversible v-groove rolls, power cord and plug for 110VAC input power.
- Two (2) gear driven rolls with Tool-Less roll change. (Uses Miller® style drive rolls).
- Spool capacity - Standard 12" spools.

"V" GROOVE	
WIRE SIZE	DRIVE ROLL
.023 / .025 (0.6mm)	PX 087130
.030 (0.8mm)	PX 053695
.035 (0.9mm)	PX 053700
.040 (1.0mm)	PX 053696
.045 (1.1/1.2mm)	PX 053697
.052 (1.3/1.4mm)	PX 053698
1/16" (1.6mm)	PX 053699
"U" GROOVE	
WIRE SIZE	DRIVE ROLL
.035 (0.9mm)	PX 072000
.045 (1.1/1.2mm)	PX 053701
.052 (1.3/1.4mm)	PX 053702
1/16" (1.6mm)	PX 053706
5/64" (2.0mm)	PX 053704

Drive Rolls

(2 Required)

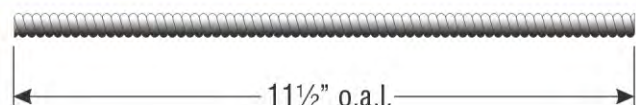


"V" Groove Used for hard wires.
"U" Groove Used for soft-shelled cored wires and aluminum wires.

FEED PEN REPLACEMENT PARTS

PROFAX NO.	DESCRIPTION
PX407839-3	Feed tip tapered, .030
PX407839-6	Feed tip tapered, .035
PX407839-8	Feed tip tapered, 3/64"
PX407839-9	Feed tip tapered, .045
PX407839-12	Feed tip tapered, 1/16"
9491	Liner (for all wire sizes)
SW-1	Bulb switch
FP-8M	Feed pen assembly (8' long)

INLET LINER



PROFAX NO.	DESCRIPTION
81003	Inlet liner for up to 5/64" (2.0mm) wire



Collet			Collet - Stubby			Special			Collet for extra large gas lens		
PROFAX NO.	TUNGSTEN	TORCHES	PROFAX NO.	TUNGSTEN	TORCHES	PROFAX NO.	TUNGSTEN	TORCHES	PROFAX NO.	TUNGSTEN	TORCHES
10N21	.020		10N23S	1/16"		13N20	.020	9	13N20L	.020	9
10N22	.040	17	10N24S	3/32"	17	13N21	.040	9	13N21L	.040	9
10N23	1/16"	18	10N25S	1/8"	18	13N22	1/16"	20	13N22L	1/16"	20
10N24	3/32"	18			26	13N23	3/32"	25	13N23L	3/32"	25
10N25	1/8"	26				13N24	1/8"	25	13N24L	1/8"	25
54N20	5/32"		Used with 17CB20 collet body, 18CG-20 cup gasket, and 13N series cup								

Collet			Collet for gas lens			Collet for 27 torches			Collet		
PROFAX NO.	TUNGSTEN	TORCHES	PROFAX NO.	TUNGSTEN	TORCHES	PROFAX NO.	TUNGSTEN	TORCHES	PROFAX NO.	TUNGSTEN	TORCHES
53N15	.020		53N62	.020		57N45	.040		85Z14	1/16"	
53N16	.040	24	53N63	.040	24	57N46	1/16"		85Z15	3/32"	
53N14	1/16"	24W	53N64	1/16"	24W	57N47	3/32"	27	85Z16	1/8"	12
24C332	3/32"		24GLC332	3/32"		57N48	1/8"		85Z17	5/32"	
						57N49	5/32"		85Z18	3/16"	
						57N50	3/16"		85Z19	1/4"	
						57N51	1/4"				

Collet body			Collet body			Collet body			Collet body - Stubby		
PROFAX NO.	TUNGSTEN	TORCHES	PROFAX NO.	TUNGSTEN	TORCHES	PROFAX NO.	TUNGSTEN	TORCHES	PROFAX NO.	TUNGSTEN	TORCHES
10N29	.020		11WP65	ALL SIZES	12	13N25	.020	9	17CB20	1/16" - 1/8"	17
10N30	.040	17				13N26	.040	9			18
10N31	1/16"	18				13N27	1/16"	20			26
10N32	3/32"	26				13N28	3/32"	25			
10N28	1/8"					13N29	1/8"				
406488	5/32"								Used with 10N Stubby collets, 18CG-20 cup gasket, and 13N series cup		

Collet body			Gas Lens			Gas lens			Gas lens		
PROFAX NO.	TUNGSTEN	TORCHES	PROFAX NO.	TUNGSTEN	TORCHES	PROFAX NO.	TUNGSTEN	TORCHES	PROFAX NO.	TUNGSTEN	TORCHES
53N17	.020		11GL16	1/16"		45V41	.020	9	45V29	.020	
53N18	.040	24	11GL332	3/32"	12	45V42	.040	20	45V24	.040	17
53N19	1/16"	24W	11GL18	1/8"		45V43	1/16"	20	45V25	1/16"	18
24CB3/32	3/32"		11GL53	5/32"		45V44	3/32"	24	45V26	3/32"	18
			11GL36	3/16"		45V45	1/8"	25	45V27	1/8"	26
									45V28	5/32"	

Extra large gas lens			Extra large stubby gas lens			Extra large gas lens for 27 torches			X-LG Gas Lens Repair Kit		
PROFAX NO.	TUNGSTEN	TORCHES	PROFAX NO.	TUNGSTEN	TORCHES	PROFAX NO.	TUNGSTEN	TORCHES	PROFAX NO.		
45V116	1/16", .040, .020	17	45V116S	1/16", .040, .020	9	49V22	.040		45V63R -	Kit consists of	
45V64	3/32"	18	45V64S	3/32"	9	49V23	1/16"			3 ea. 54V66	
995795	1/8"	18	995795S	1/8"	20	49V24	3/32"			1 ea. 54V67	
45V63	5/32"	26			25	49V25	1/8"	27		3 ea. large spacer rings	
						49V26	5/32"			3 ea. small spacer rings	
						49V27	3/16"			1 ea. large snap ring	
						49V28	1/4"			1 ea. small lock rings	

Collets, Collet Bodies, & Gas Lenses



PROFAX NO.	DESCRIPTION	TORCHES
41V24	Long	9
98W77	O-ring	20

comes with o-ring



PROFAX NO.	DESCRIPTION	TORCHES
41V33	Short	9
98W77	O-ring	20

comes with o-ring



PROFAX NO.	DESCRIPTION	TORCHES
41V35	Medium	9
98W77	O-ring	20

comes with o-ring



PROFAX NO.	DESCRIPTION	TORCHES
57Y02	Long	17
98W18	O-ring	18

comes with o-ring



PROFAX NO.	DESCRIPTION	TORCHES
57Y04	Short	17
98W18	O-ring	18

comes with o-ring



PROFAX NO.	DESCRIPTION	TORCHES
300M	Medium	17
98W18	O-ring	18

comes with o-ring



PROFAX NO.	DESCRIPTION	TORCHES
VS-1	Valve Stem	26
S-008	O-ring	

comes with o-ring



PROFAX NO.	DESCRIPTION	TORCHES
VS-2	Valve Stem	9 20
S-008	O-ring	17 24

comes with o-ring



PROFAX NO.	DESCRIPTION	TORCHES
56Y44	Long	12
85W50	O-ring	

comes with o-ring



PROFAX NO.	DESCRIPTION	TORCHES
56Y45	Short	12
85W50	O-ring	

comes with o-ring




PROFAX NO.	DESCRIPTION	TORCHES
H-100	Smooth	9 24
		17 24W
		20 25



PROFAX NO.	DESCRIPTION	TORCHES
H-100R	Ribbed	9
		17
		24



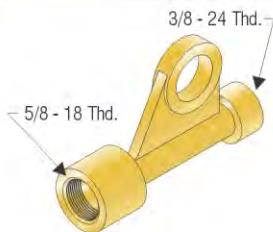
PROFAX NO.	DESCRIPTION	TORCHES
H-200	Smooth	18 26



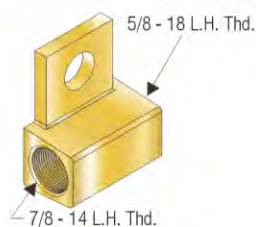
PROFAX NO.	DESCRIPTION	TORCHES
H-200R	Ribbed	26



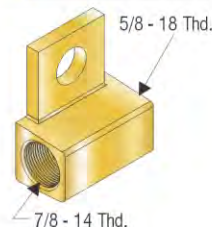
PROFAX NO.	DESCRIPTION	TORCHES
85WP13	Smooth	12



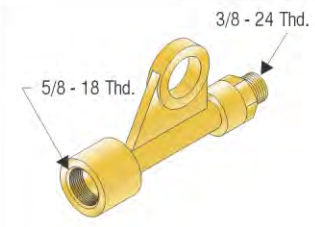
PROFAX NO.	TORCHES
105Z57	9 17



PROFAX NO.	TORCHES
45V11	12 24W 18 25 20 27A



PROFAX NO.	TORCHES
45V62	26



PROFAX NO.	TORCHES
53N43	24

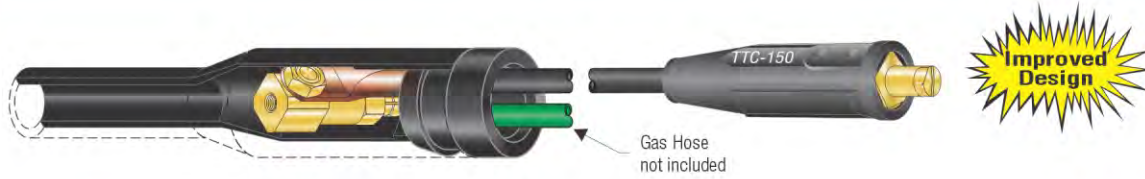
Adapters, Back Caps, Valve Stems, Handles



AN EFFICIENT METHOD OF CONNECTING TIG TORCHES TO POWER SUPPLIES!

FEATURES

- IMPROVED SAFETY
- LOW PROFILE CONNECTION
- SIMPLE, CONVENIENT ORDERING
- EFFICIENT CONVERSION BETWEEN TIG AND STICK FOR DUAL PROCESS APPLICATIONS
- LOW COST



TTC-150 -

Basic connector unit is compatible with any 9 series or 17 series air cooled TIG torch that utilizes a 57Y01R or 57Y03R type power cable, and standard cable connector from the power supply.

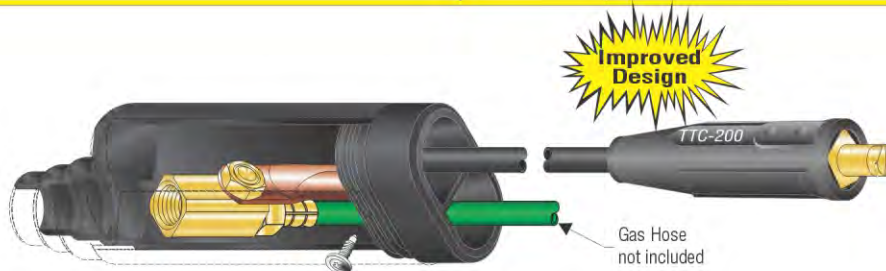
NOTE:
Also available with Dinse LDP-50 plug order# **TTC-150D**



TTC-150 Torch packages
for more packages see pages 128 and 132

PROFAX NO.	DESCRIPTION	PROFAX NO.	DESCRIPTION
9V-12R-TTC	Our std. 9V-12R torch pkg. w/the TTC-150 installed	17V-12R-TTC	Our std. 17V-12R torch pkg. w/the TTC-150 installed
9V-25R-TTC	Our std. 9V-25R torch pkg. w/the TTC-150 installed	17V-25R-TTC	Our std. 17V-25R torch pkg. w/the TTC-150 installed
9FV-12R-TTC	Our std. 9FV-12R torch pkg. w/the TTC-150 installed	17FV-12R-TTC	Our std. 17FV-12R torch pkg. w/the TTC-150 installed
9FV-25R-TTC	Our std. 9FV-25R torch pkg. w/the TTC-150 installed	17FV-25R-TTC	Our std. 17FV-25R torch pkg. w/the TTC-150 installed

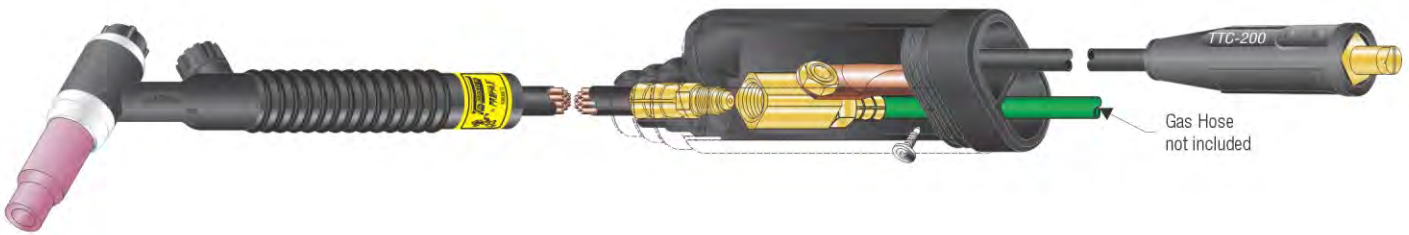
TIG Products
and Accessories



TTC-200 -

Basic connector unit is designed for use with the 26 series TIG torches that utilize the one piece cable assemblies 46V28R, 46V30R and standard cable connector from the power supply.

NOTE:
Also available with Dinse LDP-50 plug order# **TTC-200D**



TTC-200 Torch packages
for more packages see page 142


PROFAX NO.	DESCRIPTION	PROFAX NO.	DESCRIPTION
26V-12R-TTC	Our std. 26V-12R torch pkg. w/the TTC-200 installed	26FV-12R-TTC	Our std. 26FV-12R torch pkg. w/the TTC-200 installed
26V-25R-TTC	Our std. 26V-25R torch pkg. w/the TTC-200 installed	26FV-25R-TTC	Our std. 26FV-25R torch pkg. w/the TTC-200 installed



Lenco Dinse Type Machine Plugs



PROFAX NO.	MALE PLUG	CABLE CAPACITY	TYPE OF CABLE CONNECTION	AMP CAPACITY
LDP-25M	.355 (9.0mm)	No. 8 thru No. 4 (10-25mm ²)	Single oval-point screw	150
LDP-50M	.508 (12.9mm)	No. 4 thru No. 1/0 (25-50mm ²)	Single oval-point screw	250
LDP-70M	.508 (12.9mm)	1/0 thru 2/0 (50-70mm ²)	Single oval-point screw	350
LDP-95M	.508 (12.9mm)	2/0 thru 4/0 (70-95mm ²)	Double oval-point screw	500




DINSE TYPE TIG ADAPTERS

12 International *Dinse* Type TIG machine plugs for both air and water cooled TIG torches. This allows direct connection of the TIG torch to power supplies equipped with *Dinse* type secondary connections.

Dinse Connectors

NO.	PROFAX NO.	TIG TORCH MODEL	MALE END DIA.	POWER CABLE CONNECTION	BARB O.D.
1	LDT-917-F	9, 17	.508 (12.9mm)	3/8-24 (M) Air Cooled	1/4-90° w/Boot
2	LDTI-917-F	9, 17	.508 (12.9mm)	3/8-24 (M) Air Cooled (in line)	N/A
3	LDTS-917-F	9, 17	.355 (9.0mm)	3/8-24 (M) Air Cooled	1/4-90° w/Boot
4	LDTSI-917-F	9, 17	.355 (9.0mm)	3/8-24 (M) Air Cooled (in line)	N/A
5	LDT-24-M	24	.508 (12.9mm)	3/8-24 (F) Air Cooled	1/4-90° w/Boot
6	LDTI-24M	24	.508 (12.9mm)	3/8-24 (F) Air Cooled	N/A
7	LDTS-24-M	24	.355 (9.0mm)	3/8-24 (F) Air Cooled	1/4-90° w/Boot
8	LDTSI-24-M	24	.355 (9.0mm)	3/8-24 (F) Air Cooled	N/A
9	LDT-26-R	26	.508 (12.9mm)	7/8-14 (R.H.) Air Cooled	1/4-90° w/Boot
10	LDTI-26-R	26	.508 (12.9mm)	7/8-14 (R.H.) Air Cooled (in line)	N/A
11	LDTI-1820-L	18, 20	.508 (12.9mm)	7/8-14 (L.H.) Water Cooled	1/4-90° w/Boot
12	LDTI-1820-WC	18, 20, 24W	.508 (12.9mm)	7/8-14 (L.H.) Water Cooled (in line)	1/8,3/16,1/4-90° w/Boots

Gas & Water Hose Connectors



LGH-Series used on the following:

- LDT-917-F
- LDT-24-M
- LDT-26-R
- LDTS-24-M
- LDTI-917-F

LWH-Series used on the following:

- LDT-1820-L

LGH-Series & LWH-Series
Used on the following:
LDTI-1820-WC

PROFAX NO.	DESCRIPTION
LGH-18RH	Black gas hose - 18" length - 5/8-18 R.H. nut
LGH-96RH	Black gas hose - 96" length - 5/8-18 R.H. nut
LWH-18LH	Red water hose - 18" length - 5/8-18 L.H. nut
LWH-96LH	Red water hose - 96" length - 5/8-18 L.H. nut

Both hoses are nylon braided



TIG MASTER

Dinse Type Machine Plugs



Dinse Cable & TIG Machine Plug Application

Dinse TIG Connector Series

Power Supply Make & Model	Type of Process	Dinse Cable Connector Male	TIG Torch Models						
			Air Cooled				Water Cooled		
			24 80A	9 125A	17 150A	26 200A	24W 180A	20/25 250A	18 350A
Miller®									
CST 250, CST 280	TIG/Stick	LDP-50M	LDT-24-M	LDT-917-F	LDT-917-F	LDT-26-R	LDT-1820-L	LDT-1820-L	LDT-1820-L
CST 300, CST 400	TIG/Stick	LDP-70M	LDT-24-M	LDT-917-F	LDT-917-F	LDT-26-R	LDT-1820-L	LDT-1820-L	LDT-1820-L
Dynasty 200SD, 200DX, 210, 210DX, 280, 280DX	TIG/Stick	LDP-50M	LDT-24-M	LDT-917-F	LDT-917-F	LDT-26-R	LDT-1820-L	LDT-1820-L	LDT-1820-L
Dynasty DX, 300, 300SD, 300DX, 300LX, 350, 400	TIG/Stick	LDP-70M	LDT-24-M	LDT-917-F	LDT-917-F	LDT-26-R	LDT-1820-L	LDT-1820-L	LDT-1820-L
Econotig	TIG/Stick	LDP-50M	LDTI-24M	LDTI-917-F	LDTI-917-F	LDTI-26-R	LDTI-1820-WC	LDTI-1820-WC	LDTI-1820-WC
Invision 350MPa, 352MPa, 354MP	MIG/TIG/Stick	LDP-70M	LDT-24-M	LDT-917-F	LDT-917-F	LDT-26-R	LDT-1820-L	LDT-1820-L	LDT-1820-L
Maxstar 150STL, 150STH, 161STL, 160TTH	TIG/Stick	LDP-25M	LDTSI-24M	LDTSI-917-F	LDTSI-917-F	n/a	n/a	n/a	n/a
Maxstar 200DX, 200LX, 200SD, 200ST, 200STR, 210, 210DX, 210STR, 280	TIG/Stick	LDP-50M	LDT-24-M	LDT-917-F	LDT-917-F	LDT-26-R	LDT-1820-L	LDT-1820-L	LDT-1820-L
Maxstar 300, 300SD, 300DX, 300LX, 350, 400	TIG/Stick	LDP-70M	LDT-24-M	LDT-917-F	LDT-917-F	LDT-26-R	LDT-1820-L	LDT-1820-L	LDT-1820-L
Maxstar 85S, 140, 140STR, 150S, 161S	TIG/Stick	LDP-25M	LDTSI-24M	LDTSI-917-F	LDTSI-917-F	n/a	n/a	n/a	n/a
Multimatic 200, 215, 220	MIG/TIG/Stick	LDP-25M	LDTSI-24-M	LDTSI-917-F	LDTSI-917-F	n/a	n/a	n/a	n/a
Pipeworx 350 Fieldpro (w/Dinse)	MIG/TIG/Stick	LDP-70M	LDT-24-M	LDT-917-F	LDT-917-F	LDT-26-R	LDT-1820-L	LDT-1820-L	LDT-1820-L
Syncrowave 180SD, 200, 210	TIG/Stick	LDP-50M	LDTI-24M	LDTI-917-F	LDTI-917-F	LDTI-26-R	LDTI-1820-WC	LDTI-1820-WC	LDTI-1820-WC
Syncrowave 200, 300, 350, 351, 500	TIG/Stick	n/a	n/a	n/a	n/a	n/a	n/a	n/a	n/a
Syncrowave 250DX, 350LX	TIG/Stick	LDP-70M	LDT-24-M	LDT-917-F	LDT-917-F	LDT-26-R	LDT-1820-L	LDT-1820-L	LDT-1820-L
XMT304 (w/Dinse), 350 (w/Dinse), 350 OS (w/Dinse), 350MPa (w/Dinse)	MIG/TIG/Stick	LDP-70M	LDT-24-M	LDT-917-F	LDT-917-F	LDT-26-R	LDT-1820-L	LDT-1820-L	LDT-1820-L
Lincoln®									
Aspect 375	TIG/Stick	LDP-70M	LDTI-24M	LDTI-917-F	LDTI-917-F	LDTI-26-R	LDTI-1820-WC	LDTI-1820-WC	LDTI-1820-WC
Invertex 100-S, V100-S, V130-S, V155-S	TIG/Stick	LDP-25M	LDTSI-24M	LDTSI-917-F	LDTSI-917-F	n/a	n/a	n/a	n/a
Invertex V160-S, V200-I, V250-S	TIG/Stick	LDP-50M	LDT-24-M	LDT-917-F	LDT-917-F	LDT-26-R	LDT-1820-L	LDT-1820-L	LDT-1820-L
Invertex V160-T, V200-T, V205-T	TIG/Stick	LDP-50M	LDTI-24M	LDTI-917-F	LDTI-917-F	LDTI-26-R	LDTI-1820-WC	LDTI-1820-WC	LDTI-1820-WC
Invertex V200-PRO	MIG/TIG/Stick	LDP-50M	LDT-24-M	LDT-917-F	LDT-917-F	LDT-26-R	LDT-1820-L	LDT-1820-L	LDT-1820-L
Invertex V275-S, V300-I	TIG/Stick	LDP-70M	LDT-24-M	LDT-917-F	LDT-917-F	LDT-26-R	LDT-1820-L	LDT-1820-L	LDT-1820-L
Invertex V300-PRO**, V350-PRO**	MIG/TIG/Stick	LDP-70M	LDTI-24M	LDTI-917-F	LDTI-917-F	LDTI-26-R	LDTI-1820-WC	LDTI-1820-WC	LDTI-1820-WC
Invertex V310-T, V311-T	TIG/Stick	LDP-70M	LDTI-24M	LDTI-917-F	LDTI-917-F	LDTI-26-R	LDTI-1820-WC	LDTI-1820-WC	LDTI-1820-WC
Power MIG 210MP	MIG/TIG/Stick	LDP-50M	LDT-24-M	LDT-917-F	LDT-917-F	LDT-26-R	LDT-1820-L	LDT-1820-L	LDT-1820-L
Power Wave 355 & 355M	MIG/TIG/Stick	LDP-70M	LDT-24-M	LDT-917-F	LDT-917-F	LDT-26-R	LDT-1820-L	LDT-1820-L	LDT-1820-L
Precision TIG 185, 225	TIG/Stick	LDP-50M	LDTI-24M	LDTI-917-F	LDTI-917-F	LDTI-26-R	LDTI-1820-WC	LDTI-1820-WC	LDTI-1820-WC
Precision TIG 275, 375	TIG/Stick	n/a	n/a	n/a	n/a	n/a	n/a	n/a	n/a
Square Wave TIG 175, 175-PRO, 200, 225, 275	TIG/Stick	LDP-50M	LDTI-24M	LDTI-917-F	LDTI-917-F	LDTI-26-R	LDTI-1820-WC	LDTI-1820-WC	LDTI-1820-WC
Square Wave TIG 255, 355	TIG/Stick	n/a	n/a	n/a	n/a	n/a	n/a	n/a	n/a
Esab®									
Aristo MIG 4004i Pulse	MIG/TIG/Stick	LDP-50M	LDT-24-M	LDT-917-F	LDT-917-F	LDT-26-R	LDT-1820-L	LDT-1820-L	LDT-1820-L
Aristo MIG 5000i, U5000i	MIG/TIG/Stick	LDP-70M	LDT-24-M	LDT-917-F	LDT-917-F	LDT-26-R	LDT-1820-L	LDT-1820-L	LDT-1820-L
Caddy Arc 151i, 152i, 201i	TIG/Stick	LDP-50M	LDT-24-M	LDT-917-F	LDT-917-F	LDT-26-R	LDT-1820-L	LDT-1820-L	LDT-1820-L
Caddy TIG 1500i, 2200i, 2200i AC/DC	TIG/Stick	LDP-50M	LDT-24-M	LDT-917-F	LDT-917-F	LDT-26-R	LDT-1820-L	LDT-1820-L	LDT-1820-L
ES 95i	TIG/Stick	LDP-25M	LDTSI-24M	LDTSI-917-F	LDTSI-917-F	n/a	n/a	n/a	n/a
ET 141i AC/DC, ET 186i AC/DC, ET 201i DC, ET 220i AC/DC	TIG/Stick	LDP-50M	LDT-24-M	LDT-917-F	LDT-917-F	LDT-26-R	LDT-1820-L	LDT-1820-L	LDT-1820-L
ET 301i AC/DC	TIG/Stick	LDP-70M	LDT-24-M	LDT-917-F	LDT-917-F	LDT-26-R	LDT-1820-L	LDT-1820-L	LDT-1820-L
Fabricator 141i	MIG/TIG/Stick	LDP-25M	LDTSI-24M	LDTSI-917-F	LDTSI-917-F	n/a	n/a	n/a	n/a
Fabricator 211i, 252i	MIG/TIG/Stick	LDP-50M	LDT-24-M	LDT-917-F	LDT-917-F	LDT-26-R	LDT-1820-L	LDT-1820-L	LDT-1820-L
Heliarc 161 AC/DC	TIG/Stick	LDP-50M	LDT-24-M	LDT-917-F	LDT-917-F	LDT-26-R	LDT-1820-L	LDT-1820-L	LDT-1820-L
Heliarc 281i AC/DC, 353i AC/DC	TIG/Stick	LDP-70M	LDT-24-M	LDT-917-F	LDT-917-F	LDT-26-R	LDT-1820-L	LDT-1820-L	LDT-1820-L
Miniarc 161LTS	TIG/Stick	LDP-25M	LDTSI-24M	LDTSI-917-F	LDTSI-917-F	n/a	n/a	n/a	n/a
MTS-3500i	MIG/TIG/Stick	LDP-70M	LDT-24-M	LDT-917-F	LDT-917-F	LDT-26-R	LDT-1820-L	LDT-1820-L	LDT-1820-L
Origo Arc 410c, 650c	TIG/Stick	LDP-70M	LDT-24-M	LDT-917-F	LDT-917-F	LDT-26-R	LDT-1820-L	LDT-1820-L	LDT-1820-L
Origo MIG 4000c/cw, 6502c/cw, 652c	MIG/TIG/Stick	LDP-70M	LDT-24-M	LDT-917-F	LDT-917-F	LDT-26-R	LDT-1820-L	LDT-1820-L	LDT-1820-L
Rebel EMP/EMS 215ic, EMP/EMS 235ic	MIG/TIG/Stick	LDP-50M	LDT-24-M	LDT-917-F	LDT-917-F	LDT-26-R	LDT-1820-L	LDT-1820-L	LDT-1820-L
Renegade ES 300i	TIG/Stick	LDP-50M	LDT-24-M	LDT-917-F	LDT-917-F	LDT-26-R	LDT-1820-L	LDT-1820-L	LDT-1820-L
Warrior 400i MV CC/CV	TIG/Stick	LDP-70M	LDT-24-M	LDT-917-F	LDT-917-F	LDT-26-R	LDT-1820-L	LDT-1820-L	LDT-1820-L
Thermal Arc®									
161S	TIG/Stick	LDP-25M	LDTSI-24M	LDTSI-917-F	LDTSI-917-F	n/a	n/a	n/a	n/a
Tweco®									
Arcmaster 220 AC/DC	TIG/Stick	LDP-50M	LDT-24-M	LDT-917-F	LDT-917-F	LDT-26-R	LDT-1820-L	LDT-1820-L	LDT-1820-L
Arcmaster 301 AC/DC, 401S	TIG/Stick	LDP-70M	LDT-24-M	LDT-917-F	LDT-917-F	LDT-26-R	LDT-1820-L	LDT-1820-L	LDT-1820-L
Arcmaster 401MST	MIG/TIG/Stick	LDP-70M	LDT-24-M	LDT-917-F	LDT-917-F	LDT-26-R	LDT-1820-L	LDT-1820-L	LDT-1820-L

Dinse Connectors

n/a = not applicable

** Note Invertex V350-PRO standard LDT series adapters. With optional solenoid valve uses LDTI series adapters.

EWG TUNGSTEN ELECTRODES

FEATURES:

- Longer life
- Non-radioactive additives
- Stable tip and arc geometry
- Proven to outperform other electrodes
- Can be used in both DC & AC processes
- Best choice to replace thoriated electrodes

Premium tungsten delivering results for serious TIG applications. A blend of oxides ensuring cooler runs for longer tip life than other electrodes.

EWG tungsten electrodes have undergone rigorous testing to ensure the highest quality and durability.



SPECIFICATIONS:

- AWS Class: EWG
- AWS Spec: A5.12M/A5.12:2009
- Seven inch lengths in four industry-standard diameters: 1/16", 3/32", 1/8" and 5/32"
- Color Code: Purple

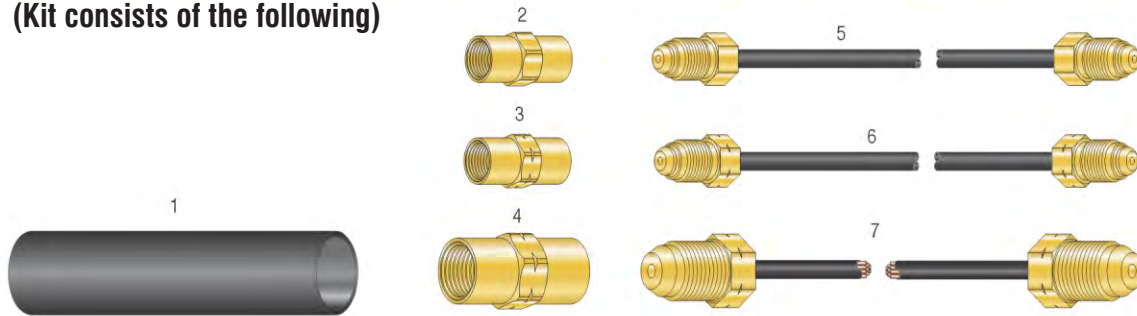
PART NO.	DESCRIPTION
EWG-1/16-7	Tungsten 1/16 x 7", EWG
EWG-3/32-7	Tungsten 3/32 x 7", EWG
EWG-1/8-7	Tungsten 1/8 x 7", EWG
EWG-5/32-7	Tungsten 5/32 x 7", EWG

Note: Refer to manufacturer SDS for proper safety requirements. Use proper ventilation/capture during preparation. Refer to manufacturer warning regarding ventilation.

EK-1-25R EXTENSION KIT

for use on 18, 20, 24W, & 25 Series Torches

(Kit consists of the following)



NO.	PROFAX NO.	DESCRIPTION	NO.	PROFAX NO.	DESCRIPTION
1.	EKHS	Heat shrink 6" L x 2½" I.D. black	5.	40V77LR	25' gas hose extension rubber
2.	11N17	Gas hose coupler	6.	40V76LR	25' water hose extension rubber
3.	11N18	Water hose coupler	7.	40V78LR	25' power cable extension rubber
4.	11N19	Power cable coupler			

OPTIONAL 12½' EXTENSION HOSE & POWER CABLE

NO.	PROFAX NO.	DESCRIPTION
5.	40V77R	12½' gas hose extension rubber
6.	40V76R	12½' water hose extension rubber
7.	40V78R	12½' power cable extension rubber

TRK-1

Head Repair Kit

Repairs threads on 9, 17, 18, 20, 24, and 26 torch heads



TRK-2

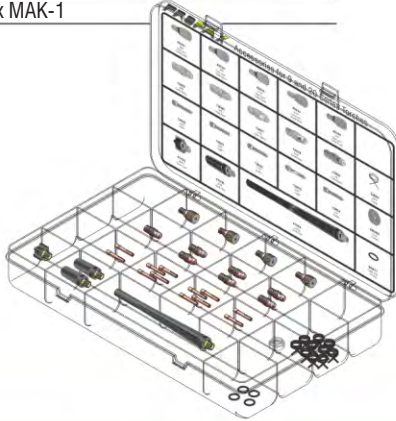
Collet Body, Gas Lens, and Back Cap Repair Kit

Repairs threads on 9, 17, 18, 20, 24, 26 collet bodies, gas lenses, and back caps

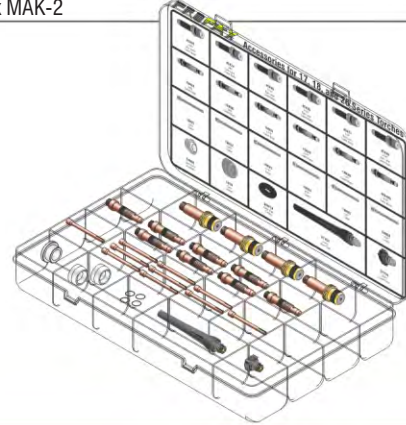


**MAK-1S** For 9, 20, & 25 series torches

QTY	DESCRIPTION
12	Collets (2).040, (4)1/16", (4)3/32", (2)1/8"
7	Collet bodies (1).040, (2)1/16", (2)3/32", (2)1/8"
4	Gas lenses (1).040, (1)1/16", (1)3/32", (1)1/8"
4	Back caps (1)Short, (2)Medium, (1)Long
1	Cup gasket
4	Back cap O-rings
10	Wire clamps
1	Parts box MAK-1

**MAK-2S** For 17, 18 & 26 series torches

QTY	DESCRIPTION
10	Collets (1).040, (3)1/16", (3)3/32", (2)1/8", (1)5/32"
8	Collet bodies (1).040, (2)1/16", (2)3/32", (2)1/8", (1)5/32"
4	Gas lenses (1).040, (1)1/16", (1)3/32", (1)1/8"
2	Back caps (1)Short, (1)Long
2	Cup gasket
4	Back cap O-rings
1	Gas lens insulator
1	Parts box MAK-2

**AK-1** For 9 series torches

QTY	DESCRIPTION
1	Long back cap
2	Collets .040, 1/16"
2	Collet bodies .040, 1/16"
3	Alumina cups #4, 5, 6
2	Tungsten electrodes .040, 1/16"

PROFAX now offers a full range of TIG accessory kits. These include standard accessory kits and master accessory kits.

**AK-2** For 17 series torches

QTY	DESCRIPTION
1	Short back cap
3	Collets .040, 1/16", 3/32"
3	Collet bodies .040, 1/16", 3/32"
3	Alumina cups #5, 6, 7
3	Tungsten electrodes .040, 1/16", 3/32"

**AK-3** For 18 & 26 series torches

QTY	DESCRIPTION
1	Short back cap
3	Collets 1/16", 3/32", 1/8"
3	Collet bodies 1/16", 3/32", 1/8"
3	Alumina cups #5, 6, 8
3	Tungsten electrodes 1/16", 3/32", 1/8"

**AK-4** For 20 & 25 series torches

QTY	DESCRIPTION
1	Long back cap
3	Collets 1/16", 3/32", 1/8"
3	Collet bodies 1/16", 3/32", 1/8"
3	Alumina cups #5, 6, 7
3	Tungsten electrodes 1/16", 3/32", 1/8"

**AK-5** For 24 series torches

QTY	DESCRIPTION
2	Collets .040, 1/16"
2	Collet bodies .040, 1/16"
3	Lava cups #4, 5, 6
2	Tungsten electrodes .040, 1/16"

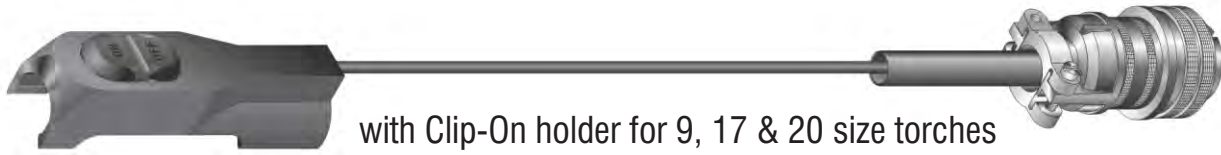
**AK-5W** For 24W series torches

QTY	DESCRIPTION
3	Collets .040, 1/16", 3/32"
3	Collet bodies .040, 1/16", 3/32"
3	Lava cups #4, 5, 6
3	Tungsten electrodes .040, 1/16", 3/32"

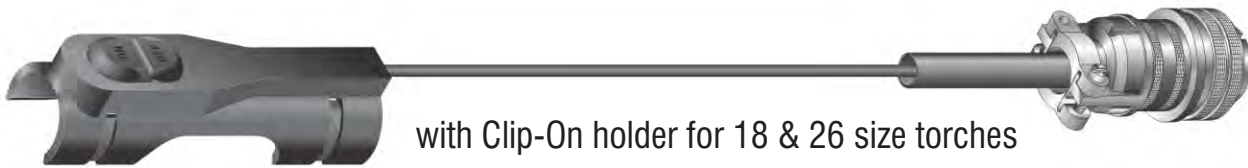




TIG Off/On Switch Assemblies for Lincoln®



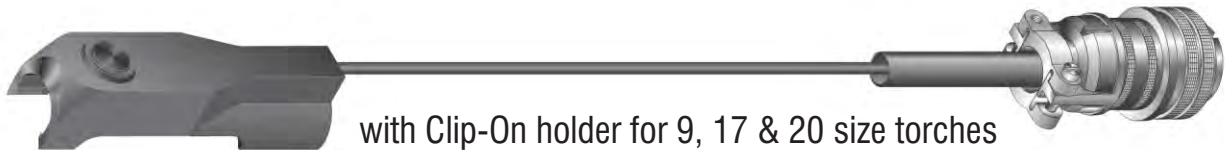
with Clip-On holder for 9, 17 & 20 size torches



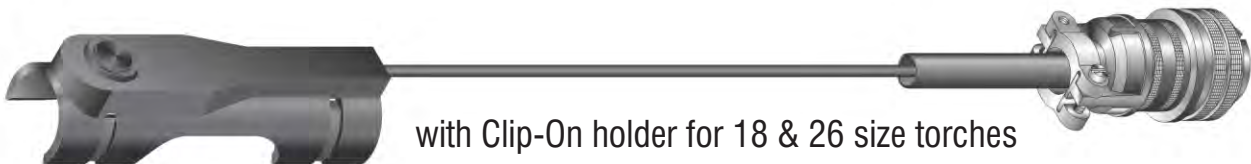
with Clip-On holder for 18 & 26 size torches

PROFAX NO.	LENGTH	DESCRIPTION	TORCHES
9703	27'	6 pin plug to off/on switch with small Clip-On holder	9, 17, & 20
9704	52'	6 pin plug to off/on switch with small Clip-On holder	9, 17, & 20
9705	27'	6 pin plug to off/on switch with large Clip-On holder	18 & 26
9706	52'	6 pin plug to off/on switch with large Clip-On holder	18 & 26

TIG Arc Start Switch Assemblies for Lincoln®



with Clip-On holder for 9, 17 & 20 size torches



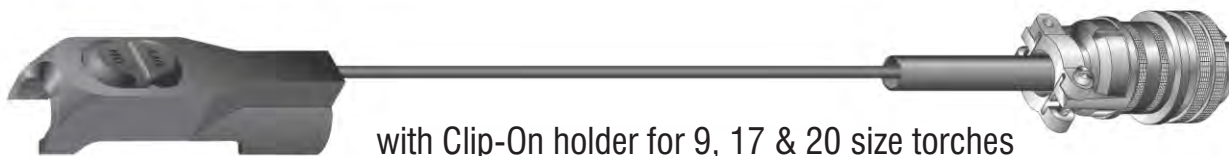
with Clip-On holder for 18 & 26 size torches

PROFAX NO.	LENGTH	DESCRIPTION	TORCHES
9666	27'	6 pin plug to momentary switch with small Clip-On holder	9, 17, & 20
9667	52'	6 pin plug to momentary switch with small Clip-On holder	9, 17, & 20
9676	27'	6 pin plug to momentary switch with large Clip-On holder	18 & 26
9677	52'	6 pin plug to momentary switch with large Clip-On holder	18 & 26

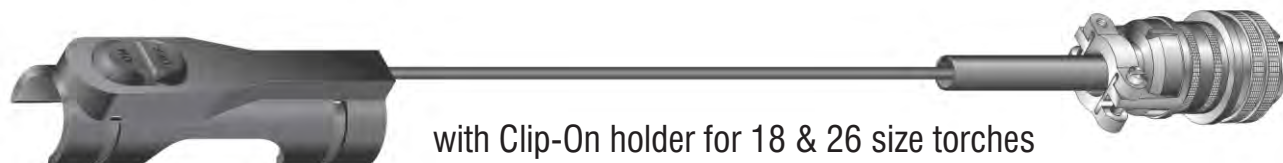
TIG Arc
Switch Assemblies



TIG Off/On Switch Assemblies for Miller®



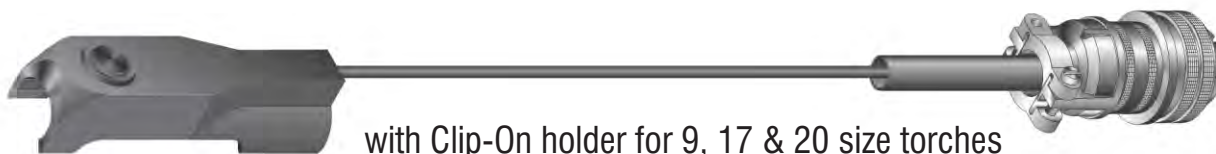
with Clip-On holder for 9, 17 & 20 size torches



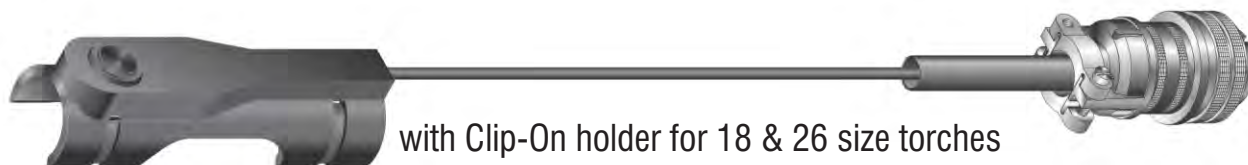
with Clip-On holder for 18 & 26 size torches

PROFAX NO.	LENGTH	DESCRIPTION	TORCHES
9707	27'	14 pin plug to off/on switch with large Clip-On holder	18 & 26
9708	52'	14 pin plug to off/on switch with large Clip-On holder	18 & 26
9709	27'	14 pin plug to off/on switch with small Clip-On holder	9, 17, & 20
9710	52'	14 pin plug to off/on switch with small Clip-On holder	9, 17, & 20
9711	27'	5 pin plug to off/on switch with large Clip-On holder	18 & 26
9713	27'	5 pin plug to off/on switch with small Clip-On holder	9, 17, & 20
9715	27'	2 prong twistlock plug to off/on switch with large Clip-On holder (not shown)	18 & 26
9806	27'	2 prong twistlock plug to off/on switch with small Clip-On holder (not shown)	9, 17, & 20

TIG Arc Start Switch Assemblies for Miller®



with Clip-On holder for 9, 17 & 20 size torches



with Clip-On holder for 18 & 26 size torches

PROFAX NO.	LENGTH	DESCRIPTION	TORCHES
9293	27'	14 pin plug to momentary switch with large Clip-On holder	18 & 26
9294	52'	14 pin plug to momentary switch with large Clip-On holder	18 & 26
9375	27'	14 pin plug to momentary switch with small Clip-On holder	9, 17, & 20
9376	52'	14 pin plug to momentary switch with small Clip-On holder	9, 17, & 20
9696	27'	5 pin plug to momentary switch with large Clip-On holder	18 & 26
9699	27'	5 pin plug to momentary switch with small Clip-On holder	9, 17, & 20
9698	27'	2 prong twistlock plug to momentary switch with large Clip-On holder (not shown)	18 & 26
9694	27'	2 prong twistlock plug to momentary switch with small Clip-On holder (not shown)	9, 17, & 20

TIG Arc
Switch Assemblies

PROFAX is in no way affiliated with MILLER. The parts advertised for sale are not genuine MILLER parts, but are parts made for and by PROFAX. References to MILLER machines, torches, and numbers are for your convenience only.



TIG MASTER

Remote Finger Tip & Foot Controls for Lincon® & Miller®

PROFAX

Lincoln®



Operates contactor and controls output.

PROFAX NO.	LINCOLN®	DESCRIPTION
LFTC-6		Fingertip control with 27' cord and 6 pin plug compatible with Squarewave TIG, Invertec™, & Precision TIG only
LFTC-6-52		Fingertip control with 52' cord and 6 pin plug compatible with Squarewave TIG, Invertec™, & Precision TIG only (special cord lengths available up to 100')

EXTENSION CORDS FOR LFTC-6

PROFAX NO.	DESCRIPTION
9680	25' extension cord
9681	50' extension cord
9682	75' extension cord
9683	100' extension cord

Miller®



Operates contactor and controls output.

PROFAX NO.	MILLER®	DESCRIPTION
MFTC-14	RCC-14	Fingertip control with 27' cord and 14 pin plug compatible with TIG machines effective with JK674521
MFTC-14-52		Fingertip control with 52' cord and 14 pin plug compatible with TIG machines effective with JK674521
MFTC-5	RCC-5	Fingertip control with 27' cord and 5 pin plug compatible with TIG machines prior to JK674521
MFTC-5-52		Fingertip control with 52' cord and 5 pin plug compatible with TIG machines prior to JK674521 (special cord lengths available up to 100')

EXTENSION CORDS FOR MFTC-14 & MFTC-5

MFTC-14		MFTC-5	
PROFAX	DESCRIPTION	PROFAX	DESCRIPTION
9688	25' extension cord	9684	25' extension cord
9689	50' extension cord	9685	50' extension cord
9690	75' extension cord	9686	75' extension cord
9691	100' extension cord	9687	100' extension cord

REMOTE FOOT CONTROL

Lincoln®

ALL METAL CONSTRUCTION

Operates contactor and controls output.



PROFAX	LINCOLN®	DESCRIPTION	COMPATIBLE EQUIPMENT
LFC-870	K-870	Foot control w/25' cord & 6 pin plug.	Direct Connects to: R3R 400 & 500 (codes 9534 & above) Squarewave TIG 175, 255, 275, 300, 350 & 355, 175 Pro DC400, 600, TIG 250/250 (All), Tig 300/300 (codes 8875 & above) DC TIG Starter (K900-1), TIG Module (K930-1) Invertec™ V160-T, V311-T, V275-S, V350 Pro, V205T, V310T, V450 Pro, Precision TIG 225, 275, & 375.
9315		25' ext. cord	Used to extend the LFC-870 foot control.
9316		50' ext. cord	
9317		75' ext. cord	
9318		100' ext. cord	
PXS12020-27	S12020-27	6 pin plug	

LFTC-6 & LFC-870 ADAPTERS

PROFAX	LINCOLN®	DESCRIPTION	COMPATIBLE EQUIPMENT
PXK843	K843	Adapter	Terminal strip to 6 socket receptacle.
PXK864	K864	Adapter	14 pin plug to 6 skt recpt & 14 skt recpt.
9307		Adapter	5 pin plug to 6 socket receptacle.
PXK876	K876	Adapter	14 pin plug to 6 socket receptacle.
K2909-1	K2909-1	Adapter	12 pin plug to 6 socket receptacle.

REMOTE FOOT CONTROL

Miller®

ALL METAL CONSTRUCTION

Operates contactor and controls output.



PROFAX NO.	MILLER®	DESCRIPTION	COMPATIBLE EQUIPMENT
MFC-14	RFCS-14	Foot control w/25' cord & 14 pin plug.	Direct Connects to: Aerowave, Dimension 302, 452, 652 & NT450, Dynasty 700, 200, 350, & 700, Invision, 456P & 456MP, & MK VI, Shopmaster 300, Syncrowave 180SD, 200, 250DX, 350DX, 350LX, TIGRunner, XMT, 350, 304, & 456, PipePro 304, PRO 300, Trailblazer 302, Maxstar 200,300, and 700
PX 122 973	242208025	25' ext. cord	Used to extend the MFC-14 foot control & MHC-14 hand control
PX 122 974	242208050	50' ext. cord	
PX 122 975	122 975	75' ext. cord	
PX 242208080	242208080	80' ext. cord	
9319		100' ext. cord	
PX 129 341	129 341	Adapter	5 pin plug to 14 socket receptacle. Adapts all older Miller equipment with the 5 socket remote receptacle to the std. Miller 14 skt. receptacle.
PX 136961	136961	14 pin plug	



Cleans, Passivates, and Polishes Stainless Steel and Stainless Steel Welds




EK101

Electrical Specification: Input 100-120V, 60Hz 10 amp
Output NLV 16, Peak AMPS 50, 80% duty cycle

Case Dimensions: 13" x 11-1/4" x 4-3/4"
Weight: 17 lbs. without leads
Shipping Weight: 23 lbs.

Standard Package Contains:

EK101	EASYklean DC Plus Machine
EK105	1 x Spot Brush & Sleeve (Yellow)
EK106	1 x Craftsman Brush (Red)
EK107	1 x Workman Brush (Black)
EK110	1 x 9' Brush Lead (all black) & Handle
EK111	1 x Power Cord
EK112	1 x 9' Ground Clamp & Lead (red tagging)
EK114	1 x Master Brush (Blue)
EK141	1 x Tip Brush (Red)
EK202	1 x Silicone Sleeve
	1 Manual with Warranty, MSDS Sheet x 2



- The process employed is an electropolishing method but is portable, can be used on site and for small areas that require remediation.
- It is effective in passivating and therefore improving corrosion resistance of surfaces.
- It removes rust and stains from surfaces.
- It does not scratch or etch but it does polish. The polish is controlled by user.
- It microscopically smooths the surface giving the best possible finish.
- It removes weld scale and decoloration.
- No abrasives or buffing compounds needed.



EK-102
1 Gallon

EK-102-5
5 Gallon

EK-102-55
55 Gallon


EK102

Cleaning Solution 1 Gallon
(Ground Shipping Only)



ME128

Neutraliser 1 Gallon



Before

After

*Note: Refer to manufacturers SDS for proper safety requirements.



Cleans, Passivates, and Polishes Stainless Steel and Stainless Steel Welds

EK1501



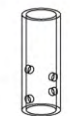
Electrical Specification: Input 110-240V 15 amp
Output NLV 35 20-125 amp, Adjustable Current Control,
100% duty cycle

Case Dimensions: 16-1/4" x 13-1/2" x 7-1/2"
Weight: 19 lbs. without leads
Shipping Weight: 30 lbs.

Standard Package Contains:

EK1501	EASYklean Pro Machine EK1531
EK1530	1 x Small Brush (Black)
EK1531	1 x Medium Brush (Blue)
EK1532	1 x Brush, 1/2" (Red)
EK1533	1 x Tip Brush (Black)
EK1540	1 x Handle and Lead
EK1541	1 x Ground Clamp and Lead
EK1542	1 x Power Cord
EK2522	1 x Silicone Sleeve
	1 Manual with Warranty

EK1530



EK1530SS

EK1531

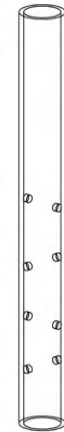


EK1531SS

EK1532



EK1533



EK2522

- The process employed is an electropolishing method but is portable, can be used on site and for small areas that require remediation.
- It is effective in passivating and therefore improving corrosion resistance of surfaces.
- It removes rust and stains from surfaces.
- It does not scratch or etch but it does polish. The polish is controlled by user.
- It microscopically smooths the surface giving the best possible finish.
- It removes weld scale and decoloration.
- No abrasives or buffing compounds needed.



EK-102
1 Gallon

EK-102-5
5 Gallon

EK-102-55
55 Gallon


EK102

Cleaning Solution 1 Gallon
(Ground Shipping Only)



ME128

Neutraliser 1 Gallon



Before

After

*Note: Refer to manufacturers SDS for proper safety requirements.



Arc Gouging Torches QUICK REFERENCE

PROFAX

PAGE(S)

AEC-3000
AEC-3000-1



162 - 163

AEC-3500
AEC-3500-1



164 - 165

AEC-4000-1
AEC-4500-1



166 - 167

AEC-5000
AEC-5000-1



168 - 169

AEC-5500
AEC-5500-1



170 - 171

Arc Gouging
Torches




AEC-3000/AEC-3000-1

Standard Features:

- Unique valve design
- Special high impact, heat resistant material
- Special hard copper alloy body w/excellent electrical conductivity
- Easy field repair
- Available w/7' swivel or non-swivel cable assembly
- Optional 12' swivel cable assembly available
- **Made in the U.S.A.**



Standard Torch



Arc Gouging Torch
AEC-3000/3000-1



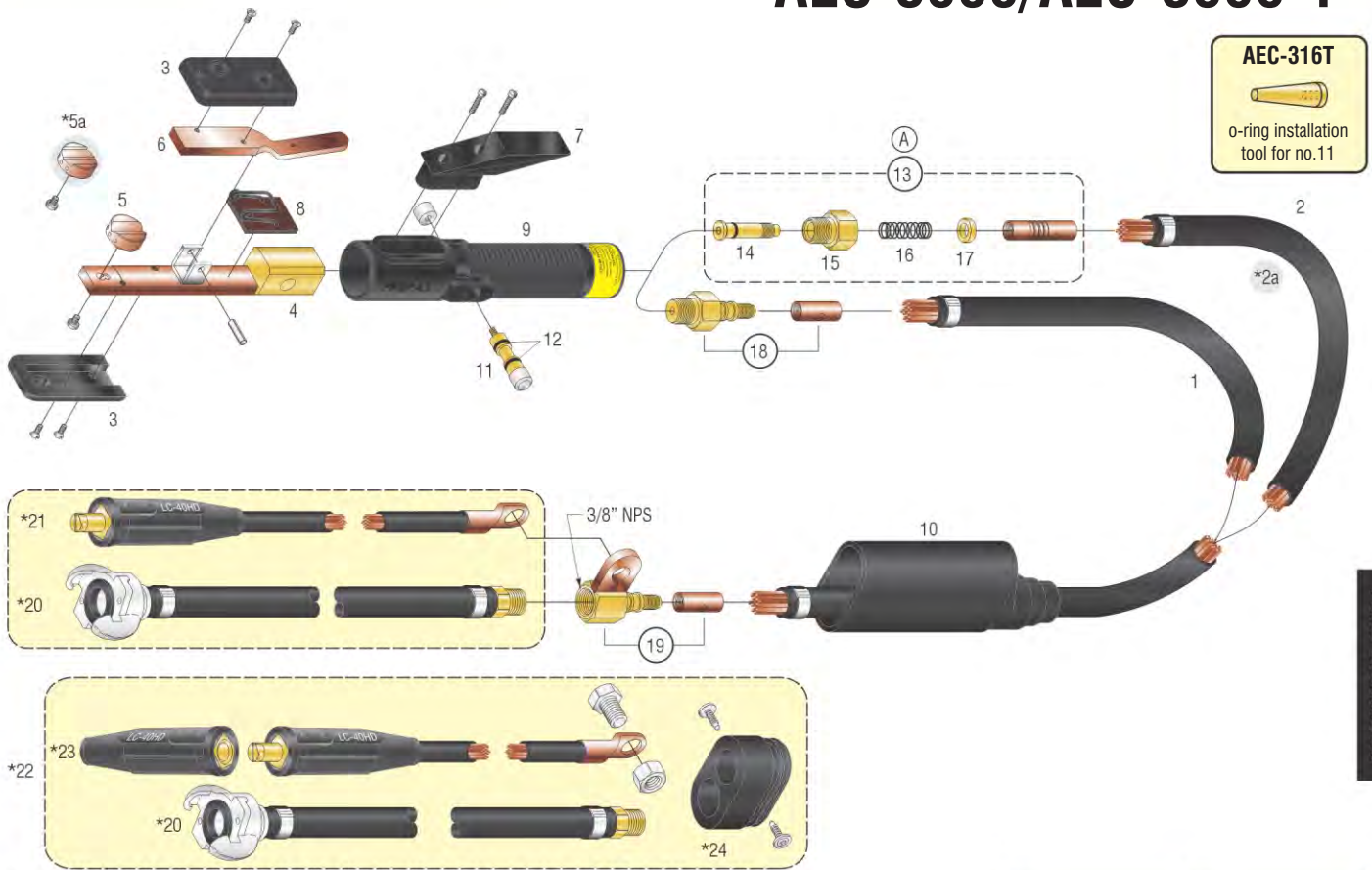
Torch with AEC-3-045CF Insulation Kit Installed



MODEL NO.	DESCRIPTION	DC AMPS				
		5/32"	3/16"	1/4"	5/16"	3/8"
AEC-3000	Complete gouging torch with 7' cable assembly					
AEC-3000-045CF	Complete gouging torch with 7' cable assembly w/insulation kit installed					
AEC-3000-1	Complete gouging torch with 7' swivel cable assembly	90 to 150	200 to 250	300 to 400	350 to 450	450 to 600
AEC-3000-1-045CF	Complete gouging torch with 7' swivel cable assembly w/insulation kit installed					
AEC-3000-12-1	Complete gouging torch with 12' swivel cable assembly					
AEC-3000-12-1-045CF	Complete gouging torch with 12' swivel cable assembly w/insulation kit installed					
AEC-3001	Complete gouging torch less cable assembly					



AEC-3000/AEC-3000-1



Arc Gouging
Parts Breakdown

ITEM	DESCRIPTION	AEC 3000	AEC 3000-1
1	Cable assembly 7'	AEC-302	—
2	Swivel cable assembly 7'	—	AEC-302-1
*2a	Swivel cable assembly 12'	—	AEC-312-1
3	Insulator assembly with screws	AEC-303	AEC-303
4	Lower tong and valve body	AEC-304	AEC-304
5	Swivel head with screw	AEC-305	AEC-305
*5a	Flat swivel head with screw	AEC-305F	AEC-305F
6	Upper arm	AEC-307	AEC-307
7	Lever assembly with screws	AEC-308	AEC-308
8	Spring, insulator assembly	AEC-309	AEC-309
9	Handle	AEC-350	AEC-350
10	Cable insulating boot	AEC-311	AEC-311
11	Spool assembly	AEC-316R	AEC-316R
12	O-ring (package of 2)	AEC-316-1R	AEC-316-1R
13	Swivel joint assembly	—	AEC-321
14	Swivel joint stem	—	AEC-322
15	Swivel joint male nut	—	AEC-323
16	Swivel joint spring	—	AEC-326
17	Swivel joint bushing	—	AEC-327
18	Male cable connector assembly	AEC-3-028	—
19	Female cable connector assembly	AEC-3-029	AEC-3-029
*20	Air hose extension 18" long with crow foot connection	AEC-3-040	AEC-3-040
*21	Power cable extension 3/0 cable 18" long with LC-40HD male	AEC-3-041-TW	AEC-3-041-TW
*22	Power/Air insulation kit	AEC-3-045CF	AEC-3-045CF
*23	Power cable extension 3/0 18" long cable with LC-40HD male and LC-40HD female	AEC-3-042	AEC-3-042
*24	Insulating Block	AEC-312	AEC-312

*Items are optional

(A) - When rebuilding Swivel Joint Assembly in the field use LOCTITE® 272 on the threads of swivel joint stem (item #14).



AEC-3500/AEC-3500-1

Standard Features:

- Unique valve design
- Special high impact, heat resistant material
- Special copper alloy forged body
- Easy field repair
- Available w/7' swivel or non-swivel cable assembly
- Optional 12' swivel cable assembly available
- **Made in the U.S.A.**



Standard Torch

Arc Gouging Torch
AEC 3500/3500-1

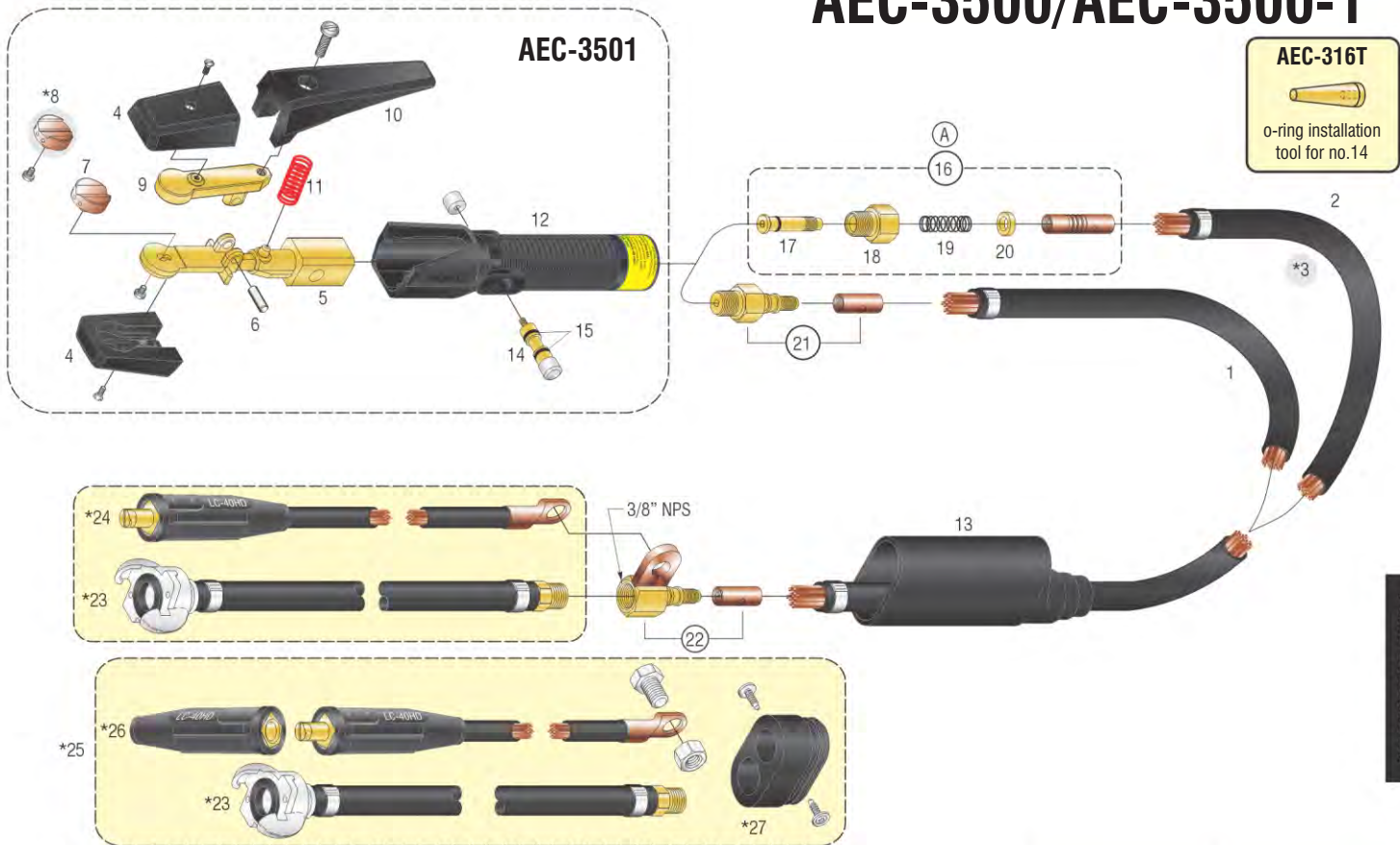


Torch with AEC-3-045CF Insulation Kit Installed

MODEL NO.	DESCRIPTION	DC AMPS				
		5/32"	3/16"	1/4"	5/16"	3/8"
AEC-3500	Complete gouging torch with 7' cable assembly					
AEC-3500-045CF	Complete gouging torch with 7' cable assembly w/insulation kit installed					
AEC-3500-1	Complete gouging torch with 7' swivel cable assembly	90	200	300	350	450
AEC-3500-1-045CF	Complete gouging torch with 7' swivel cable assembly w/insulation kit installed	to 150	to 250	to 400	to 450	to 600
AEC-3500-12-1	Complete gouging torch with 12' swivel cable assembly					
AEC-3500-12-1-045CF	Complete gouging torch with 12' swivel cable assembly w/insulation kit installed					
AEC-3501	Torch only less cable assembly					



AEC-3500/AEC-3500-1



Arc Gouging
Parts Breakdown

NO.	DESCRIPTION	AEC 3500	AEC 3500-1
1	Cable assembly 7'	AEC-302	—
2	Swivel cable assembly 7'	—	AEC-302-1
*3	Swivel cable assembly 12'	—	AEC-312-1
4	Insulator assembly with screws	AEC-403	AEC-403
5	Lower tong and valve body	AEC-354	AEC-354
6	Pin	AEC-410	AEC-410
7	Swivel head with screw	AEC-305	AEC-305
*8	Flat swivel head with screw	AEC-305F	AEC-305F
9	Upper arm	AEC-407	AEC-407
10	Lever assembly with screw	AEC-408	AEC-408
11	Spring	AEC-409	AEC-409
12	Handle	AEC-375	AEC-375
13	Cable insulating boot	AEC-311	AEC-311
14	Spool assembly	AEC-316R	AEC-316R
15	O-ring (package of 2)	AEC-316-1R	AEC-316-1R
16	Swivel joint assembly	—	AEC-321
17	Swivel joint stem	—	AEC-322
18	Swivel joint male nut	—	AEC-323
19	Swivel joint spring	—	AEC-326
20	Swivel joint bushing	—	AEC-327
21	Male cable connector	AEC-3-028	—
22	Female cable connector	AEC-3-029	AEC-3-029
*23	Air hose extension 18" long with crow foot connection	AEC-3-040	AEC-3-040
*24	Power cable extension 3/0 cable 18" long with LC-40HD male	AEC-3-041-TW	AEC-3-041-TW
*25	Power/Air insulation kit	AEC-3-045CF	AEC-3-045CF
*26	Power cable extension 3/0 18" long cable with LC-40HD male and LC-40HD female	AEC-3-042	AEC-3-042
*27	Insulation block	AEC-312	AEC-312

*Items are optional

(A) - When rebuilding Swivel Joint Assembly in the field use LOCTITE® 272 on the threads of swivel joint stem (item #17).



AEC-4000-1/AEC-4500-1

Standard Features:

- 15° torch head
- Special high impact, heat resistant material
- Special copper alloy forged body
- Unique valve design for easy field repair
- 7' 360° swivel cable assembly
- Optional 12' swivel cable assembly available
- **Made in the U.S.A.**

Standard Torch



AEC 4000-1

5/32" - 1/2" Carbons

- Standard Swivel Cable Assembly
- Standard Swivel Head

AEC 4500-1

3/16" - 5/8" Carbons

- Heavy Duty Swivel Cable Assembly
- Heavy Duty Swivel Head

Arc Gouging Torch
AEC 4000-1/4500-1

Torch with AEC-3-045CF Insulation Kit Installed



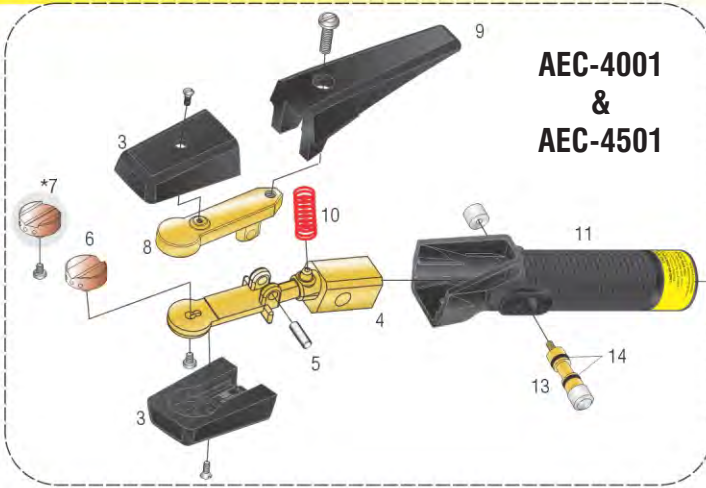
MODEL NO.	DESCRIPTION	DC AMPS						
		5/32"	3/16"	1/4"	5/16"	3/8"	1/2"	5/8"
AEC-4000-1	Complete gouging torch with 7' swivel cable assembly							
AEC-4000-1-045CF	Complete gouging torch w/7' swivel cable assy w/insulation kit installed	90	200	300	350	450	800	
AEC-4000-12-1	Complete gouging torch with 12' swivel cable assembly	to	to	to	to	to	to	—
AEC-4000-12-1-045CF	Complete gouging torch w/12' swivel cable assy w/insulation kit installed	150	250	400	450	600	1000	
AEC-4001	Torch only less cable assembly							
AEC-4500-1	Complete gouging torch with 7' swivel cable assembly							
AEC-4500-1-045CF	Complete gouging torch w/7' swivel cable assy w/insulation kit installed		200	300	350	450	800	1000
AEC-4500-12-1	Complete gouging torch with 12' swivel cable assembly		to	to	to	to	to	to
AEC-4500-12-1-045CF	Complete gouging torch w/12' swivel cable assy w/insulation kit installed		250	400	450	600	1000	1250
AEC-4501	Torch only less cable assembly							



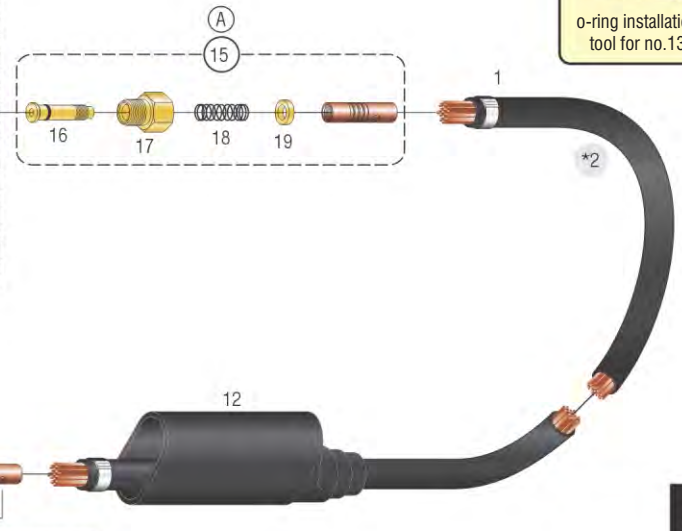
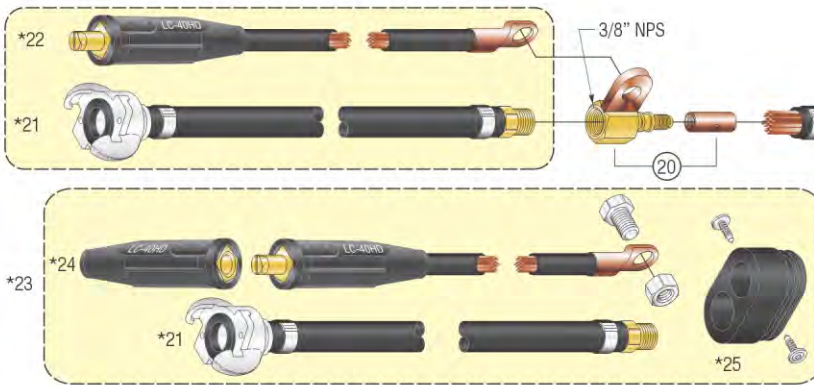
Arc Gouging Torch Parts Breakdown



AEC-4000-1/AEC-4500-1



**AEC-4001
&
AEC-4501**



AEC-316T
o-ring installation tool for no.13

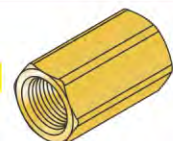
(A) - When rebuilding Swivel Joint Assembly in the field use LOCTITE® 272 on the threads of swivel joint stem (item #16).

Arc Gouging
Parts Breakdown

NO.	DESCRIPTION	AEC 4000-1	AEC 4500-1
1	Swivel cable assembly 7'	AEC-302-1	AEC-502-1
*2	Swivel cable assembly 12'	AEC-312-1	AEC-512-1
3	Insulator assembly with screws	AEC-403	AEC-403
4	Lower tong and valve body	AEC-404	AEC-454
5	Pin	AEC-410	AEC-410
6	Swivel head with screw	AEC-305	AEC-505
*7	Flat swivel head with screw	AEC-305F	AEC-505F
8	Upper arm	AEC-407	AEC-407
9	Lever assembly with screw	AEC-408	AEC-408
10	Spring	AEC-409	AEC-409
11	Handle	AEC-450	AEC-450
12	Cable insulating boot	AEC-311	AEC-511
13	Spool assembly	AEC-316R	AEC-316R
14	O-ring (package of 2)	AEC-316-1R	AEC-316-1R
15	Swivel joint assembly	AEC-321	AEC-521
16	Swivel joint stem	AEC-322	AEC-522
17	Swivel joint male nut	AEC-323	AEC-523
18	Swivel joint spring	AEC-326	AEC-526
19	Swivel joint bushing	AEC-327	AEC-527
20	Female cable connector	AEC-3-029	AEC-5-029
*21	Air hose extension 18" long with crow foot connection	AEC-3-040	AEC-3-040
*22	Power cable extension 3/0 cable 18" long with LC-40HD male	AEC-3-041-TW	AEC-3-041-TW
*23	Power/Air insulation kit	AEC-3-045CF	AEC-3-045CF
*24	Power cable extension 3/0 18" long cable with LC-40HD male and LC-40HD female	AEC-3-042	AEC-3-042
*25	Insulating block	AEC-312	AEC-312

*Items are optional

AEC-40



Allows you to use the PROFAX power cables on the K-4000* torch


*K-4000 is a registered trademark of Tweco Products Inc.



AEC-5000/AEC-5000-1

Standard Features:

- Unique valve design
- Special high impact, heat resistant material
- Special hard copper alloy w/excellent electrical conductivity
- Easy field repair
- Available w/7' swivel or non-swivel cable assembly
- Optional 12' swivel cable assembly available
- **Made in the U.S.A.**



Standard Torch

Arc Gouging Torch
AEC 5000/5000-1



Torch with AEC-3-045CF Insulation Kit Installed

MODEL NO.	DESCRIPTION	DC AMPS				
		1/4"	5/16"	3/8"	1/2"	5/8"
AEC-5000	Complete gouging torch with 7' cable assembly					
AEC-5000-045CF	Complete gouging torch with 7' cable assembly w/insulation kit installed					
AEC-5000-1	Complete gouging torch with 7' swivel cable assembly	300 to 400	350 to 450	450 to 600	700 to 900	1000 to 1250
AEC-5000-1-045CF	Complete gouging torch with 7' swivel cable assembly w/insulation kit installed					
AEC-5000-12-1	Complete gouging torch with 12' swivel cable assembly					
AEC-5000-12-1-045CF	Complete gouging torch with 12' swivel cable assembly w/insulation kit installed					
AEC-5001	Torch only less cable assembly					



Arc Gouging Torch Parts Breakdown

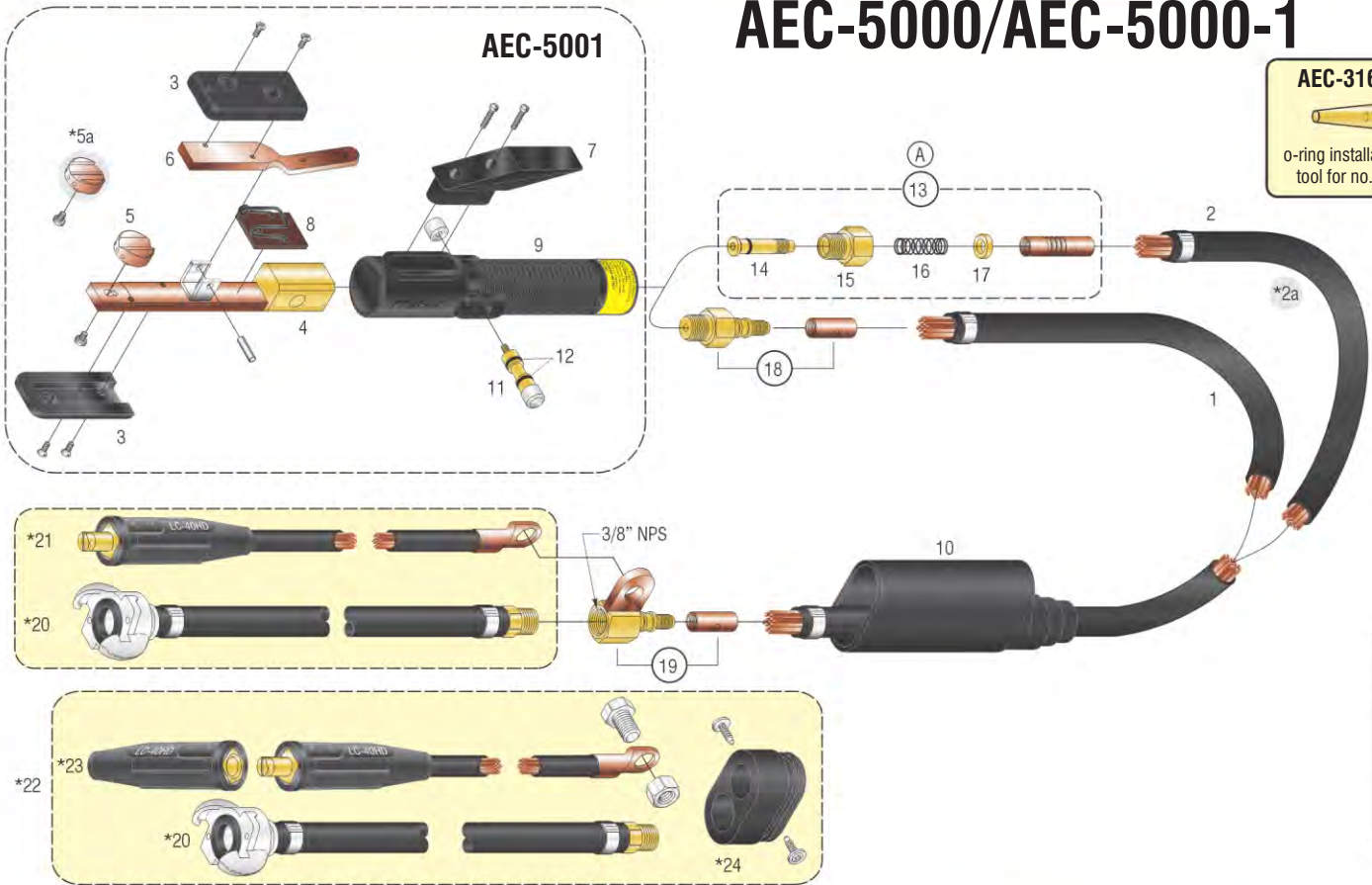


AEC-5000/AEC-5000-1

AEC-316T



o-ring installation tool for no.11



Arc Gouging
Parts Breakdown

ITEM	DESCRIPTION	AEC 5000	AEC 5000-1
1	Cable assembly 7'	AEC-502	—
2	Swivel cable assembly 7'	—	AEC-502-1
*2a	Swivel cable assembly 12'	—	AEC-512-1
3	Insulator assembly with screws	AEC-303	AEC-303
4	Lower tong and valve body	AEC-304	AEC-304
5	Swivel head with screw	AEC-505	AEC-505
*5a	Flat swivel head with screw	AEC-505F	AEC-505F
6	Upper arm	AEC-307	AEC-307
7	Lever assembly with screws	AEC-308	AEC-308
8	Spring, insulator assembly	AEC-309	AEC-309
9	Handle	AEC-350	AEC-350
10	Cable insulating boot	AEC-511	AEC-511
11	Spool assembly	AEC-316R	AEC-316R
12	O-ring (package of 2)	AEC-316-1R	AEC-316-1R
13	Swivel joint assembly	—	AEC-521
14	Swivel joint stem	—	AEC-522
15	Swivel joint male nut	—	AEC-523
16	Swivel joint spring	—	AEC-526
17	Swivel joint bushing	—	AEC-527
18	Male cable connector assembly	AEC-5-028	—
19	Female cable connector assembly	AEC-5-029	AEC-5-029
*20	Air hose extension 18" long with crow foot connection	AEC-3-040	AEC-3-040
*21	Power cable extension 3/0 cable 18" long with LC-40HD male	AEC-3-041-TW	AEC-3-041-TW
*22	Power/Air insulation kit	AEC-3-045CF	AEC-3-045CF
*23	Power cable extension 3/0 18" long cable with LC-40HD male and LC-40HD female	AEC-3-042	AEC-3-042
*24	Insulating block	AEC-312	AEC-312

*Items are optional

(A) - When rebuilding Swivel Joint Assembly in the field use LOCTITE® 272 on the threads of swivel joint stem (item #14).




AEC-5500/AEC-5500-1

Standard Features:

- Unique valve design
- Special high impact, heat resistant material
- Special copper alloy forged body
- Easy field repair
- Available w/7' swivel or non-swivel cable assembly
- Optional 12' swivel cable assembly available
- **Made in the U.S.A.**

AIR REQUIREMENTS

When using the AEC series arc gouging torches 80 to 100 psi compressed air is recommended.



Standard Torch

Arc Gouging Torch
AEC-5500/5500-1



Torch with AEC-3-045CF Insulation Kit Installed

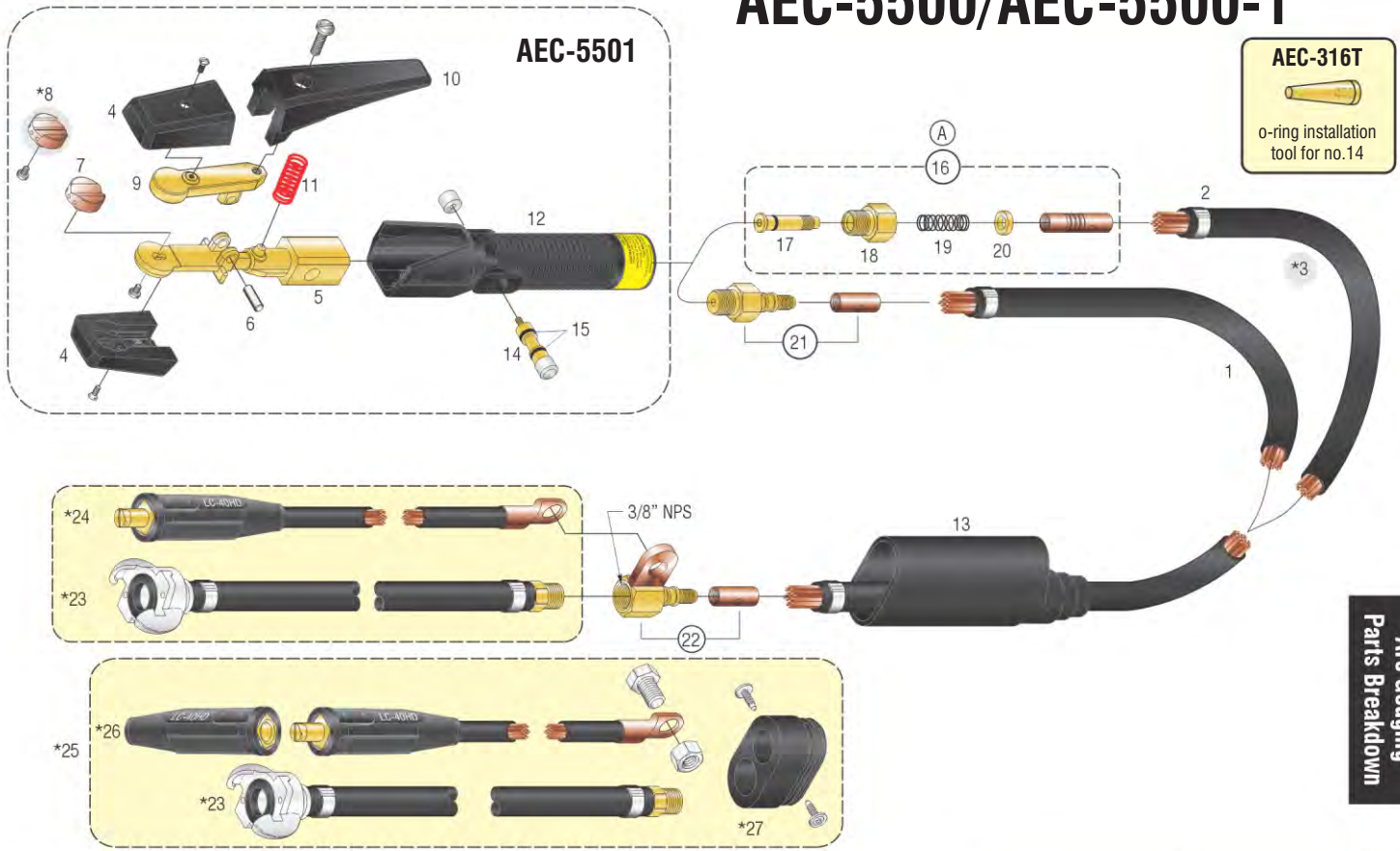
MODEL NO.	DESCRIPTION	DC AMPS				
		1/4"	5/16"	3/8"	1/2"	5/8"
AEC-5500	Complete gouging torch with 7' cable assembly					
AEC-5500-045CF	Complete gouging torch with 7' cable assembly w/insulation kit installed					
AEC-5500-1	Complete gouging torch with 7' swivel cable assembly	300	350	450	800	1000
AEC-5500-1-045CF	Complete gouging torch with 7' swivel cable assembly w/insulation kit installed	to 400	to 450	to 600	to 1000	to 1250
AEC-5500-12-1	Complete gouging torch with 12' swivel cable assembly					
AEC-5500-12-1-045CF	Complete gouging torch with 12' swivel cable assembly w/insulation kit installed					
AEC-5501	Torch only less cable assembly					



Arc Gouging Torch Parts Breakdown



AEC-5500/AEC-5500-1



AEC-316T

 o-ring installation tool for no.14

Arc Gouging
Parts Breakdown

NO.	DESCRIPTION	AEC 5500	AEC 5500-1
1	Cable assembly 7'	AEC-502	—
2	Swivel cable assembly 7'	—	AEC-502-1
*3	Swivel cable assembly 12'	—	AEC-512-1
4	Insulator assembly with screws	AEC-403	AEC-403
5	Lower tong and valve body	AEC-544	AEC-544
6	Pin	AEC-410	AEC-410
7	Swivel head with screw	AEC-505	AEC-505
*8	Flat swivel head with screw	AEC-505F	AEC-505F
9	Upper arm	AEC-407	AEC-407
10	Lever assembly with screw	AEC-408	AEC-408
11	Spring	AEC-409	AEC-409
12	Handle	AEC-375	AEC-375
13	Cable insulating boot	AEC-511	AEC-511
14	Spool assembly	AEC-316R	AEC-316R
15	O-ring (package of 2)	AEC-316-1R	AEC-316-1R
16	Swivel joint assembly	—	AEC-521
17	Swivel joint stem	—	AEC-522
18	Swivel joint male nut	—	AEC-523
19	Swivel joint spring	—	AEC-526
20	Swivel joint bushing	—	AEC-527
21	Male cable connector	AEC-5-028	—
22	Female cable connector	AEC-5-029	AEC-5-029
*23	Air hose extension 18" long with crow foot connection	AEC-3-040	AEC-3-040
*24	Power cable extension 3/0 cable 18" long with LC-40HD male	AEC-3-041-TW	AEC-3-041-TW
*25	Power/Air insulation kit	AEC-3-045CF	AEC-3-045CF
*26	Power cable extension 3/0 18" long cable with LC-40HD male and LC-40HD female	AEC-3-042	AEC-3-042
*27	Insulating block	AEC-312	AEC-312

*Items are optional

(A) - When rebuilding Swivel Joint Assembly in the field use LOCTITE® 272 on the threads of swivel joint stem (item #17).



Arc Gouging Torch Carbons

A
R
C
G
O
U
G
I
N
G
C
A
R
B
O
N
S

DC Copper Coated Pointed



ARC GOUGING CARBONS - DC COPPER COATED POINTED				
PROFAX NO.	SIZE IN INCHES	PCS. PER BOX	PCS. PER CASE	WEIGHT PER CASE
5/32-12 CC	5/32" x 12"	100	1000	23 lbs.
3/16-12 CC	3/16" x 12"	50	500	16 lbs.
1/4-12 CC	1/4" x 12"	50	500	25 lbs.
5/16-12 CC	5/16" x 12"	50	500	33 lbs.
3/8-12 CC	3/8" x 12"	50	500	50 lbs.
1/2-14 CC	1/2" x 14"	20	200	41 lbs.

DC Copper Coated Flat



ARC GOUGING CARBONS - DC COPPER COATED FLAT				
PROFAX NO.	SIZE IN INCHES	PCS. PER BOX	PCS. PER CASE	WEIGHT PER CASE
3/8-5/32-12 CC	3/8" x 5/32" x 12"	50	500	34 lbs.

DC Copper Coated Jointed



ARC BLASTING CARBONS - DC COPPER COATED JOINTED				
PROFAX NO.	SIZE IN INCHES	PCS. PER BOX	PCS. PER CASE	WEIGHT PER CASE
3/8-17 JCC	3/8" x 17"	50	500	73 lbs.
1/2-17 JCC	1/2" x 17"	20	200	48 lbs.
3/4-17 JCC	3/4" x 17"	10	100	52 lbs.

AIR REQUIREMENTS

When using the AEC series arc gouging torches 80 to 100 psi compressed air is recommended.

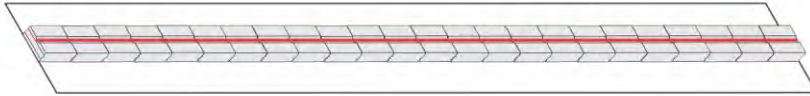
DC AMPS				
1/4"	5/16"	3/8"	1/2"	5/8"
300	350	450	800	1000
to	to	to	to	to
400	450	600	1000	1250

*Note: Refer to manufacturers SDS for proper safety requirements.

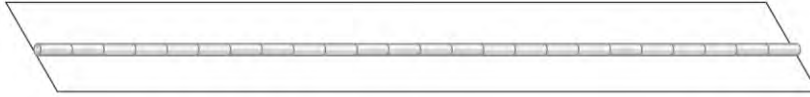


Ceramic Backing Tape

Grooved Type



Round Type



PROFAX NO.	DESCRIPTION
CBT-ROUND-8mm	8mm Dia.
CBT-ROUND-12mm	12mm Dia.
CBT-ROUND-3/8	.375 Dia.

PROFAX NO.	DESCRIPTION
CBT-F	
CBT-1/4	
CBT-3/8	
CBT-1/2	

2 ft. sections/60 ft. per case
SOLD IN CASE QUANTITIES ONLY



Water Soluble Purge Dam Paper and Tape



LIGHT WEIGHT WATER SOLUBLE PAPER

PROFAX NO.	DESCRIPTION
TM35-811S	8.5" x 11" Sheet (1000 Per Case)
TM35-814S	8.5" x 14.5" Sheet (1000 Per Case)
TM35-1722S	17" x 22" Sheet (500 Per Case)
TM35-9165R	9" x 165' Roll
TM35-15165R	15.5" x 165' Roll
TM40-20165R	20.5" x 165' Roll/Coated 1 side

- Easy to use - No Training Required
- Wide Range of Welding Applications
- Saves Time and Money

- Dissolves in Water or Steam
- No Residue or Trace Elements
- Non-Toxic and Non-Corrosive

HEAVY WEIGHT WATER SOLUBLE PAPER

PROFAX NO.	DESCRIPTION
TM60-1522S	15.5" x 22" Sheet (250 Per Case)
TM60-15165R	15.5" x 165' Roll
TM60-31165R	31" x 165' Roll



Made in the U.S.A.

SELF ADHESIVE WATER SOLUBLE TAPE

PROFAX NO.	DESCRIPTION
TM-2303T	2" x 300' Roll, 3" Core
TM-1303T	1" x 300' Roll, 3" Core

Weld Fillet Gage



- Carrying Pouch Included
- 7 Piece Weld Fillet Gage
- Stainless Steel Construction
- Marked in Standard and Metric Units
- For:
 - Checking Fillet Throat Sizes
 - Checking Fillet Leg Size
 - Works on Both Convex and Concave Welds
 - Weld Sizes 1/8" (3.2mm) — 1" (25.4mm)

PROFAX NO.	DESCRIPTION
WFG	Weld Fillet Gage

Bridge CAM Gauge



- Measures**
- In Inches & Millimeters
 - Angle of Preparation 0° - 60°
 - Depth of Undercut
 - Depth of Pitting
 - Fillet Weld Throat Size
 - Fillet Weld Length
 - Misalignment (High-Low)
 - Excess Weld Metal

PROFAX NO.	DESCRIPTION
WBCG	Bridge CAM Gauge

Single Purpose High-Low Gauge



- High-Low Gauge
- Measures Internal Misalignment
- Measures Root Weld space
- Available In English or Metric (Must specify when ordering)
- Carrying Pouch Included

PROFAX NO.	DESCRIPTION
WHLG	Single Purpose High-Low Gauge-English
WHLG-M	Single Purpose High-Low Gauge-Metric



Regulator/Flowmeter



SPECIFICATIONS:

- Brass body
- Flowmeter range-0-60 SCFH
- CGA Inlet: 580
- Minimum Inlet pressure 150 psi
- 5/8-18 RH outlet
- 1 year warranty



SPECIFICATIONS:

- Brass body
- Flowmeter range-0-60 SCFH
- Economical design
- 10' of 3/16" gas hose (5/8"-18 Male RH Fittings)
- CGA Inlet: 580
- Minimum Inlet pressure 150 psi
- Point of purchase Display packaging
- 1 year warranty on regulator



SPECIFICATIONS:

- Brass body
- Flowmeter range-0-60 SCFH
- CGA Inlet: 320
- Minimum Inlet pressure 150 psi
- 5/8-18 RH outlet
- 1 year warranty



PROFAX NO.	GAS SERVICE	PROFAX NO.	GAS SERVICE	PROFAX NO.	GAS SERVICE
RF1430-580	Argon & Argon/CO ₂ Mixes	RF1430-580-KIT	Argon & Argon/CO ₂ Mixes	RF1430-320	CO ₂
7300	1 1/2" High Pressure Gauge	7300	1 1/2" High Pressure Gauge	7300	1 1/2" High Pressure Gauge
7311	Replacement Sight Tube Kit Argon & C25	7311	Replacement Sight Tube Kit Argon & C25	7303	Replacement Sight Tube Kit CO ₂
				CO2TW	Teflon Washer

Dual Flowmeter Regulator



SPECIFICATIONS:

- Brass body
- Flowmeter range-0-60 SCFH
- CGA Inlet: 580
- Minimum Inlet pressure 150 psi
- 5/8-18 RH outlets
- 1 year warranty

CO₂ Heated Regulator/Flow Gauge



SPECIFICATIONS:

- 120V AC/190 watt
- 0 - 125 CFH flow-rate

High volume CO₂ Regulator Flow Gauge with built in heater.

- Prevents regulator freeze-up
- Extends regulator/Flow Gauge life
- Eliminates porosity in welds due to loss of gas coverage

Also Available In 240V AC 50/60hz.

CO₂ Heaters



Thermostat set at 174° F - 205° F

120V AC 50/60hz100 Watt

The most ECONOMICAL Thermostatic controlled CO₂ Heater, designed to prevent CO₂ regulator Freeze-Up. Extends life of regulator/flowmeter and prevents porosity in welds from loss of shield gas in frozen regulator. Easily installed between CO₂ cylinder valve and flowmeter. Will heat up to 90 cubic feet per hour.

Also Available In 240V AC 50/60hz.

PROFAX NO.	GAS SERVICE	PROFAX NO.	DESCRIPTION	CGA INLET	PROFAX NO.	GAS SERVICE	CGA INLET
DFM1430-580	Argon & Argon/CO ₂ Mixes	RFG-320-H	CO ₂ Heated Regulator/Flow Gauge	320	CO2 Heater	CO ₂	320
8300	1 1/2" High Pressure Gauge	RFG-110	Replacement 110V Element		CO2TW	Teflon Washer	
7304	Replacement Sight Tube Kit	7301	1 1/2" Flow Gauge 0-200 CFH				
		7302	2" High Pressure Gauge 0-4500 PS.I.				

Flowmeters


FLOW RANGE:	0-60 SCFH
INLET FITTING:	1/4" NPT - Male
OUTLET FITTING:	5/8"-18RH Female
CALIBRATED:	@ 50 p.s.i.
MAX INLET PRESSURE	200 p.s.i.

PROFAX NO.	DESCRIPTION
FM-060	Flowmeter/Argon/C25
FM-060-C	Flowmeter/CO ₂ /C25
7304	Replacement sight tube kit for FM-060



Balloon Filler Hand-Tight with Gauge CGA-580 Fitting

- Most popular design
- Convenient cylinder content gauge
- Easy hand tightened CGA-580 inlet for helium cylinders
- Brass body piston style regulator



PROFAX NO.	GAS SERVICE	CGA INLET
BR-580-HTG	Helium	580

PROFAX NO.	DESCRIPTION
BR-FN	Replacement flexible nipple for BR-580-HTG

DESCRIPTION:	Inert gas "Y" connection
INLET:	5/8"-18RH Male
OUTLET:	(2) 5/8"-18RH Female



DESCRIPTION:	Inert gas "Y" valved connection
INLET:	5/8"-18RH Male
OUTLET:	(2) 5/8"-18RH Female



DESCRIPTION:	90° Elbow adapter fitting
OUTLET FITTING:	5/8"-18RH Male to 5/8"-18RH Male




PROFAX NO.	DESCRIPTION	PROFAX NO.	DESCRIPTION	PROFAX NO.	DESCRIPTION	PROFAX NO.	DESCRIPTION
AW-401	"Y" connection	AW-411	"Y" connection w/valves	AW-409	Elbow adapter	AW-427	1/4" NPT Male to 5/8"-18RH Male



PRESSURE GAUGES

FLOW GAUGE



7300



8300

1/8" NPT

1 1/2 INCH PRESSURE GAUGES



1/4" NPT

2 INCH PRESSURE GAUGES



1/4" NPT

2 1/2 INCH PRESSURE GAUGES



1/8" NPT

1 1/2 INCH FLOW GAUGE

PROFAX NO.	DESCRIPTION	PROFAX NO.	DESCRIPTION	PROFAX NO.	DESCRIPTION	PROFAX NO.	DESCRIPTION
7300	1 1/2" x 4000 PSI 1/8" NPT Back Mount	PG2030	2" x 30 PSI Red Line	PG2530	2 1/2" x 30 PSI Red Line	7301	1 1/2" x 0-200 C.F.H. 1/8" NPT
8300	1 1/2" x 4000 PSI 1/8" NPT Bottom Mount	PG2060	2" x 60 PSI	PG2560	2 1/2" x 60 PSI		
		PG20200	2" x 200 PSI	PG25200	2 1/2" x 200 PSI		
		PG20400	2" x 400 PSI	PG25400	2 1/2" x 400 PSI		
		PG204000	2" x 4000 PSI	PG254000	2 1/2" x 4000 PSI		

PROFAX CUTTING TIPS

For Victor Style Cutting Torches



ONE PIECE CUTTING TIPS



TWO PIECE CUTTING TIPS

ACETYLENE PROFAX NO.	ACETYLENE PROFAX NO.	METAL THICKNESS	NATURAL GAS/PROPANE PROFAX NO.	PROPYLENE PROFAX NO.	METAL THICKNESS
000-1-101	000-3-101	1/8"	000-GPN	000-GPP	1/8"
00-1-101	00-3-101	1/4"	00-GPN	00-GPP	1/4"
0-1-101	0-3-101	3/8" - 1/2"	0-GPN	0-GPP	3/8" - 1/2"
1-1-101	1-3-101	3/4"	1-GPN	1-GPP	3/4"
2-1-101	2-3-101	1"	2-GPN	2-GPP	1" - 1 1/2"
3-1-101		2"	3-GPN	3-GPP	2" - 2 1/2"
4-1-101		3"	4-GPN	4-GPP	3"
5-1-101		4"	5-GPN	5-GPP	4"



Twin Line & Single Line Hose



TWIN HOSE

*200 p.s.i. max working pressure.

Grade R - 1/4" Twin hose B/B fittings

PROFAX NO.	DESCRIPTION
TW1425R	Green/Red 1/4" twin hose - 25'
TW1450R	Green/Red 1/4" twin hose - 50'
TW14100R	Green/Red 1/4" twin hose - 100'
TW14R	Green/Red 1/4" twin hose - 600' reel (2 pcs/300' ea.)

Grade R for use with acetylene only.

Grade T - 1/4" Twin hose B/B fittings

PROFAX NO.	DESCRIPTION
TW1425T	Green/Red 1/4" twin hose - 25'
TW1450T	Green/Red 1/4" twin hose - 50'
TW14100T	Green/Red 1/4" twin hose - 100'
TW14T	Green/Red 1/4" twin hose - 600' reel (2 pcs/300' ea.)

Grade T for use with all fuel gases.

Grade T - 3/8" Twin hose B/B fittings

PROFAX NO.	DESCRIPTION
TW3825T	Green/Red 3/8" twin hose - 25'
TW3850T	Green/Red 3/8" twin hose - 50'
TW38100T	Green/Red 3/8" twin hose - 100'

Grade T for use with all fuel gases.

HYDRAULIC CRIMPED FITTINGS

Grade "R"



*200 p.s.i. max working pressure.

Green 1/4" hose fitted with 5/8"-18 male right hand fittings

PROFAX NO.	DESCRIPTION
SGR-10	Green 1/4" hose - 10'
SGR-16	Green 1/4" hose - 16'
SGR-25	Green 1/4" hose - 25'
SGR-31	Green 1/4" hose - 31'
SGR-50	Green 1/4" hose - 50'
SGR-56	Green 1/4" hose - 56'
SGR-75	Green 1/4" hose - 75'
SGR-81	Green 1/4" hose - 81'
SGR-100	Green 1/4" hose - 100'
SGR-106	Green 1/4" hose - 106'

HYDRAULIC CRIMPED FITTINGS

Grade "R"



*200 p.s.i. max working pressure.

Black 1/4" hose fitted with 5/8"-18 male right hand fittings

PROFAX NO.	DESCRIPTION
SBR-10	Black 1/4" hose - 10'
SBR-16	Black 1/4" hose - 16'
SBR-25	Black 1/4" hose - 25'
SBR-31	Black 1/4" hose - 31'
SBR-50	Black 1/4" hose - 50'
SBR-56	Black 1/4" hose - 56'
SBR-75	Black 1/4" hose - 75'
SBR-81	Black 1/4" hose - 81'
SBR-100	Black 1/4" hose - 100'
SBR-106	Black 1/4" hose - 106'

Hose on reels

1/4" Single Line Hose

PROFAX NO.	DESCRIPTION
SGH-1/4	Green 1/4" hose - 800' Reel Grade R (2 pcs/400' ea.)

PROFAX NO.	DESCRIPTION
SBH-3/16	Black 3/16" hose - 800' Reel (2 pcs/400' ea.)
SBH-1/4	Black 1/4" hose - 800' Reel (2 pcs/400' ea.)
SBH-5/16	Black 5/16" hose - 600' Reel (2 pcs/300' ea.)
SBH-3/8	Black 3/8" hose - 600' Reel (2 pcs/300' ea.)
SBH-1/2	Black 1/2" hose - 600' Reel (2 pcs/300' ea.)
SBH-5/8	Black 5/8" hose - 400' Reel (2 pcs/200' ea.)



SGH



SBH

*200 p.s.i. max working pressure.

Hose reels cannot ship ups.



JL-16



*Prevents seizing when used on contact tip, nozzle & gas diffuser threads.

*Note: Refer to manufacturers SDS for proper safety requirements.

PROFAX NO.	DESCRIPTION
JL-4	Copper coat anti-seize lubricant - 4 oz.
JL-8	Copper coat anti-seize lubricant - 8 oz.
JL-16	Copper coat anti-seize lubricant - 16 oz.

Universal flow tester



PROFAX NO.	DESCRIPTION
50020	Flow tester for Argon & CO ₂ 0-50 SCFH
50020-M	Flow tester for Argon & CO ₂ 0-25 Litres/Minute

Crimping/Cutting Tool Solderless Terminals & Connectors



- Crimps non-insulated 10 to 22 AWG solderless connectors.
- Hardened wire cutter.

Tool is packaged on display card.

PROFAX NO.	DESCRIPTION
CT1022	Crimping/Cutting Tool

High Quality Multi-Purpose 8 Way MIG Plier

Versatile 8-way functions in one tool:

- 1-Spatter removal from in and outside nozzle
- 2-Spatter removal from the nozzle edge
- 3-Hammering;
- 4-Tip removal and installation
- 5-Wire cutting;
- 6-Nozzle removal and installation
- 7-Wire drawing
- 8-Bushing removal/installation.



Plier is packaged on display card.

PROFAX NO.	DESCRIPTION
8WMP	8 Way MIG Plier



DYE PENETRANT INSPECTION-SOLVENT CLEANER

Aerosol blend of non-chlorinated petroleum hydrocarbon solvents. Product meets ASME section V Halogen & Chloride content requirements. Solvents cleaner used for removal of red dye penetrants and developer powders. Suitable for use in pre-cleaning parts prior to application of red dye penetrant, removal of penetrant after dwell time & final cleaning after flaws have been analyzed.

PROFAX NO.	DESCRIPTION
CRK-CLR	Inspection Solvent Cleaner 16 oz. can (Sold only in complete cases of 12 cans)

DYE PENETRANT INSPECTION-VISIBLE DYE PENETRANT

Aerosol red dye , solvent removable penetrant indicates surface flaws against white developer powder background. No chlorinated solvents, meets ASME section V halogen & chloride requirements.



PROFAX NO.	DESCRIPTION
CRK-PEN	Inspection Visible Dye Penetrant 16 oz. can (Sold only in complete cases of 12 cans)



DYE PENETRANT INSPECTION-DEVELOPER

Aerosol solvent based developer that sprays out white for red dye indications.

PROFAX NO.	DESCRIPTION
CRK-DEV	Inspection Developer 16 oz. can (Sold only in complete cases of 12 cans)

CERAMIC ANTI-SPATTER

Designed to prevent spatter build up on welding equipment such as nozzles, tips, fixtures & jigs. Provides long lasting protection in a single coating. Dries to form a solid durable coating, ensuring that residue does not drip into weld to cause contamination or porosity. This product is silicone & halogen free.



PROFAX NO.	DESCRIPTION
CRM-AS	Ceramic Anti-Spatter 16 oz. can (Sold only in complete cases of 12 cans)



PROFAX PRO-PIPE-WRAPS

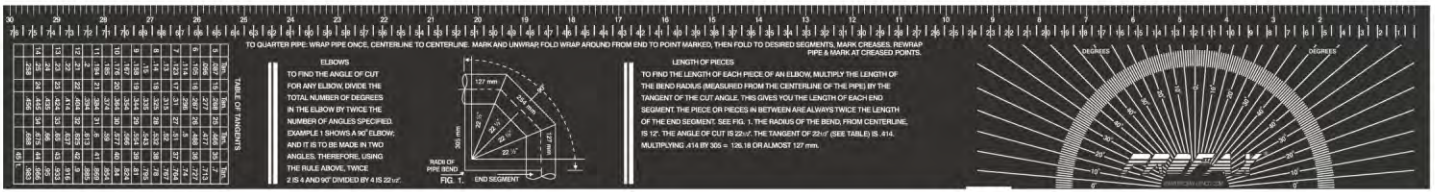


PROFAX NO.	DESCRIPTION	SIZE	PIPE DIAMETER
PP164	Small PRO-PIPE Wrap	3.9" x 47.6"	3" - 6"
PP176	Medium PRO-PIPE Wrap	3.9" x 71.2"	3" - 10"
PP177	Large PRO-PIPE Wrap	5.0" x 83.8"	4" - 12"
PP179	XL PRO-PIPE Wrap	5.0" x 108"	6" - 16"

Used for layout, marking and cutting of pipe

All PROFAX PRO-PIPE WRAPS Include the Following:

- Printed tape measures (standard & metric)
- Circumference and quartering scales
- Lists of actual diameters of pipe sizes
- Made from non-asbestos high density material capable of withstanding 360°F
- Straight thick edges allowing for quality accurate markings
- Resistant to oils, gasoline, kerosene & water (includes sea water)



PROFAX PRO-PIPE FLANGE ALIGNMENT TOOL

For 1/2" thru 1-7/16" flange holes.



PART NO:
PPFAT-1

The PROFAX PRO-PIPE Flange Alignment Tool saves on fit up time and eliminates having to balance a level on fit-up pins.

- Level built in to (1) one flange pin & another in interconnecting slide bar
- Machined from hardened & Tempered carbon Steel



Cutting and Welding Equipment QUICK REFERENCE



Beveling & Cutting Equipment



PAGE(S)

181

Power Sources



182 - 189

Wire Feeders




190 - 196



Portable Motorized Track Gas Cutting Machine (115V) **MODEL NO: TCM-100**

SPECIFICATIONS:

- Reliable design with cone drive system
- Accurate straight line cutting and beveling
- Comes with two (2) interlocking one meter track sections
- Ready to mount a 1-3/8" diameter machine torch with 32 pitch rack
- Travel speed up to 32 inches per minute
- 16 foot power cable
- Shipping weight: 40 lbs.



Optional: Circle Cutting Attachment for TCM-100




PROFAX NO: TCM-100-CC
For Cutting 8" through 48" diameters

- Additional 1 meter track: **PROFAX NO. TCM-1M**

Portable Cutting
Welding Machine

Portable Motorized Track Cutting Machine



MODEL NO: TCM-200V • 115V

230V model available (TCM-200V-2)

- Reliable design (cone & disc drive system)
- Accurate straight line cutting and beveling at every speed due to constant speed motor
- Comes with two (2) pieces of interlocking one meter track sections
- Travel speed from one (1) to sixty (60) inches per minute
- ready to mount a 1-3/8" diameter machine torch with 32 pitch rack
- Counter-balanced for extended torch reach of 20 inches from unit
- Drive controls placed on both sides for operation in either direction
- Speed indicator easily visible on top of unit
- 16 foot power cable included
- Shipping weight: 64 lbs. w/track


- Additional 1 meter track: **PROFAX NO. TCM-1V**

MODEL NO: PBM-100

Portable Pipe Beveling & Cutting Machine

SPECIFICATIONS:

- Manually operated pipe beveling & cutting machine
- Simple design allows low maintenance
- Chain system adjusts quickly to diameters from 4" to 24"
- Ready to mount a 1-3/8" diameter machine torch w/32 pitch rack
- Perfect for shop or field work
- Shipping weight: 32 lbs.



- Additional chain available 96": **PROFAX NO. PBM-96C**



PX160 STICK/TIG WELDING POWER SOURCE



Power Sources



240V to 120V Adapter included

FEATURES:

- Stick (SMAW) & Lift-Start TIG (GTAW) Welding
- Compact & lightweight design
- Carry handle & shoulder strap make unit easily portable
- Operates on either 115 or 230 Volts AC
- Thermal overload protection
- 12 ft. weld lead with Lenco electrode holder and *Dinse* style connector
- 10 ft. lead with Lenco ground clamp and *Dinse* style connector

SPECIFICATIONS:

- **Processes:** STICK (SMAW) or DC TIG (GTAW)
- **Input Power:** 115/230 Volts AC single phase 50/60 Hz.
- **Output Ratings:**
 - 115V/120 Amp @ 25 VDC/40% Duty Cycle
 - 230V/160 Amp @ 26.4 VDC/40% Duty Cycle
- **Welding Amperage Range:**
 - 115V/20-120 Amps
 - 230V/15-160 Amps
- **Maximum OCV:** 85
- **Net Weight:** 13.1 lbs. (6 kg)
- **Power Cord:** 10 ft. w/6-50 Plug (240V/50A)(STD.)




CONTROL PANEL



*NOTE: Main power switch on back panel.

NO.	DESCRIPTION
1.	Amperage adjustment control
2.	Stick/TIG selector button & indicator lights
3.	Thermal protection indicator light
4.	230V/115V Input indicator light
5.	Negative weld output <i>Dinse</i> style receptacle
6.	Positive weld output <i>Dinse</i> style receptacle

OPTIONAL TIG PACKAGE



Optional TIG Package (P/N: PX160-TIG KIT) Includes:

- TIG Torch 150 Amp/12.5'.....(PX17V-12R)
- Lenco Connector.....(PX-917-P160)
- Lenco Gas Hose.....(LGH-96RH)
- Flowmeter/Regulator.....(PXR1430-580)
- TIG Accessory Kit.....(PXA-2)

**OPTIONAL CARRY BAG
P/N: PX160 BAG**



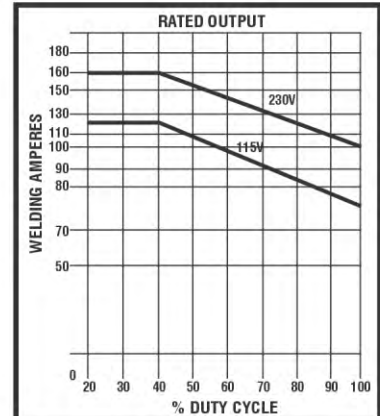
Specifications:

- 2 large compartments
- Black 600D material
- Heavy duty shoulder strap, handles, and zippers
- Reinforced bottom
- 14"H x 18"L x 16"W

SPECIFICATIONS

RATED OUTPUT (% Duty Cycle.)			CURRENT RANGE (A)	OPEN CIRCUIT VOLTAGE (Vcd)	INPUT VOLTAGE (Vca) ±10% (50/60 Hz)	INPUT AT RATED LOAD, 1 PHASE, 60 Hz			WEIGHT (lb./kg)	DIMENSIONS mm (in)
40%	60%	100%				A	KVA	KW		
120 A @ 25 VDC	98 A @ 24 VDC	76 A @ 23 VDC	20 - 120	68 - 85	115	37	4.69	3.44	Net: 13 lbs./6 kg.	Height: 220 (8.6) 260 (10.2) Including handle
160 A @ 26.4 VDC	130 A @ 25.2 VDC	108 A @ 24.3 VDC	15 - 160		230	36.5	8.08	5.04		Ship: 21 lbs./9.6 kg.

DUTY CYCLE



3 YEAR WARRANTY



PX200 STICK/TIG WELDING POWER SOURCE



FEATURES:

- Stick (SMAW) & Lift-Start TIG (GTAW) Welding
- Compact & lightweight design
- Carry handle & shoulder strap make unit easily portable
- Operates on either 115 or 230 Volts AC
- Thermal overload protection
- 12 ft. weld lead with Lenco electrode holder and *Dinse* style connector
- 10 ft. lead with Lenco ground clamp and *Dinse* style connector

SPECIFICATIONS:

- **Processes:** STICK (SMAW) or DC TIG (GTAW)
- **Input Power:** 115/230 Volts AC single phase 50/60 Hz.
- **Output Ratings:**
 - 115V/130 Amp @ 23 VDC/40% Duty Cycle
 - 230V/200 Amp @ 26 VDC/40% Duty Cycle
- **Welding Amperage Range:**
 - 115V/30-130 Amps
 - 230V/30-200 Amps
- **Maximum OCV:** 85
- **Net Weight:** 15.4 lbs. (6 kg)
- **Power Cord:** 10 ft. with 6-50 Plug (240V / 50A)(STD.)


CONTROL PANEL



*NOTE: Main power switch on back panel.

NO.	DESCRIPTION
1.	Amperage adjustment control
2.	Stick/TIG selector button & indicator lights
3.	Thermal protection indicator light
4.	230V/115V Input indicator light
5.	Negative weld output <i>Dinse</i> style receptacle
6.	Positive weld output <i>Dinse</i> style receptacle

OPTIONAL TIG PACKAGE



Optional TIG Package (P/N: PX160-TIG KIT) Includes:

- TIG Torch 150 Amp/12.5'(PX17V-12R)
- Lenco Connector(PX-917-P160)
- Lenco Gas Hose(LGH-96RH)
- Flowmeter/Regulator(PXRf1430-580)
- TIG Accessory Kit(PXAK-2)

OPTIONAL CARRY BAG P/N: PX200 BAG



Specifications:

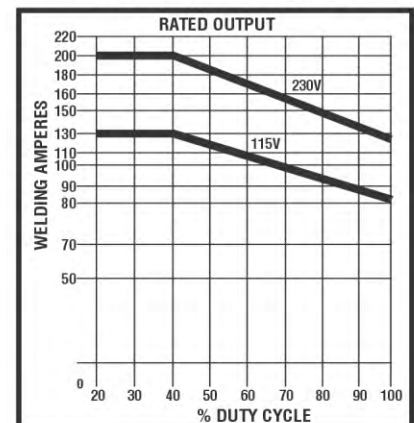
- 2 large compartments
- Black 600D material
- Heavy duty shoulder strap, handles, and zippers
- Reinforced bottom
- 14"H x 22"L x 16"W

SPECIFICATIONS

RATED OUTPUT (% Duty Cycle.)			CURRENT RANGE (A)	OPEN CIRCUIT VOLTAGE (VDC)	INPUT VOLTAGE (VDC) ±10% (50/60 Hz)	INPUT AT RATED LOAD, SINGLE PHASE, 60 Hz			WEIGHT lbs. (kg)	DIMENSIONS mm (in)
40%	60%	100%				A	KVA	KW		
130 A @ 23.2 VDC	110 A @ 22.4 VDC	85 A @ 21.4 VDC	30 - 130	65 - 85	115	43	5.4	3.8	Net: 15.4 lbs. (7 kg)	Height: 260 (10.2) Including handle 295 (11.6)
200 A @ 26 VDC	165 A @ 24.6 VDC	130 A @ 23.2 VDC				48	10.9	6.7		

3 YEAR WARRANTY

DUTY CYCLE





POWER SOURCES

400 Amp DC Constant Current



Power Sources

FEATURES:

- All stainless steel frame and panels
- 2 coats of epoxy spray on internal components
- Silicone coating of electrical connections
- Remote amperage control receptacle
- Excellent 6010 Stick electrode performance
- Control-circuit overload breaker allows quick resetting and eliminates the need to keep fuses on hand.
- High/low output terminals conveniently allows welder to choose between two different amperage ranges for improved output control.
- Two wide amperage ranges for fine adjustment allows exact control of weld amperage.
- Infinite amperage control allows precise weld output adjustment.
- Constant current

PX400SS



APPLICATIONS:

- Steel Erection
- Pipe Welding
- Tank/Pressure Vessel Fabrication
- Maintenance/Repair/Construction
- Shipbuilding, Refineries, and Foundries
- Chemical & Steel Manufacturing Facilities

SPECIFICATIONS:

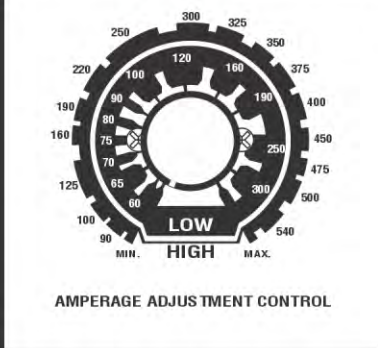

- **Input power:** 3-Phase
- **Rated output:** 400 amps @ 36 VDC
- **Duty cycle:** 60%
- **Warranty:** 3 years parts and labor

PROCESSES:

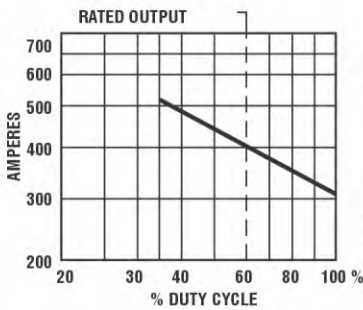
- Stick (SMAW)
- Air Carbon Arc (CAC-A)
- FCAW - w/voltage sensing wire feeder
- DC TIG (GTAW)
- "Scratch Start" TIG

PART NO.	DESCRIPTION
PX400SS	400 amp DC constant current

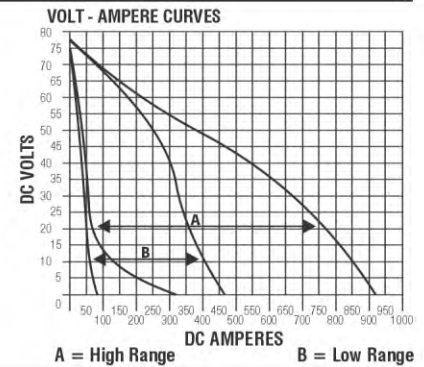
Control Panel



Performance Data



RATED CURRENT DUTY CYCLE	MAX. OPEN-CIRCUIT VOLTAGE	CURRENT RANGE		INPUT AT RATED LOAD THREE PHASE: 60 Hz.			
		LOW	HIGH	230V	460V	kW	kVA
400 A at 36 V	80V	45-345	80-550	80 Amps.	40 Amps.	21.6	32
OVERALL DIMENSIONS in (mm)				WEIGHT Lb (Kg)			
HEIGHT	WIDTH	DEPTH	NET	SHIP			
33 (838)	22 (559)	36-1/2 (927)	697 (316)	739 (335)			



Remote Control MHC-3 & Extension Cords Options

REMOTE CONTROLS

PART NO.	LENGTH
MHC-3-1	1'
MHC-3-25	25'
MHC-3-50	50'
MHC-3-100	100'

EXTENSION CORDS

PART NO.	LENGTH
9245	25'
9246	50'
9247	75'
9248	100'
9249	150'



Compatible Wire Feeder PRO-1VS

Voltage Sensing Portable Wire Feeder (2 Roll)



PART NO. PXPRO-1VS

ACCESSORIES:

- Lenco Electrode Holders, Ground Clamps, Connectors, and Terminals
- PROFAX Arc Gouging Torches
- PROFAX MIG Guns
- PROFAX Flux Cored Guns



PX262-MIG

Wire Feeder and Gun Package

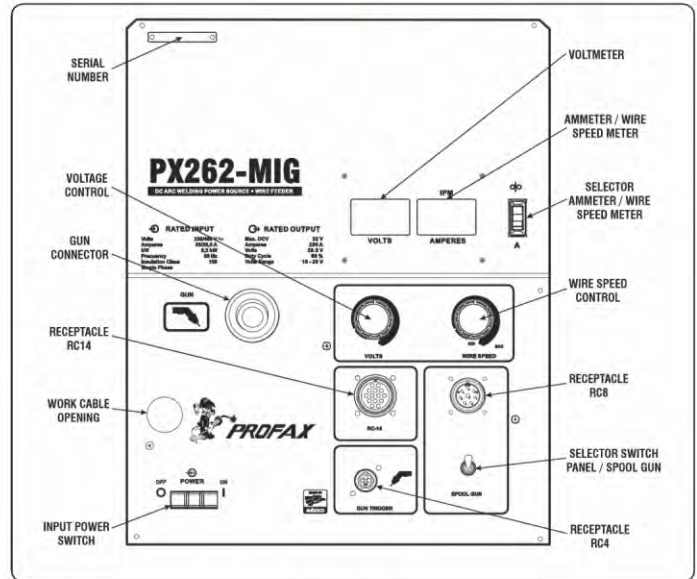


NEW



Power Sources

PART NO.	DESCRIPTION
PX262-MIG	Welding machine 300 amps



Amperage Range	Rated Output	Input at Rated Output, 60 Hz				Wire Feed Speed	Wire Type and Diameter	Maximum Spool Size	Max. OCV	Dimensions In (mm)	Weight lb (kg)
		Volts	Amps	KW	KVA						
30-300 A	300 A @ 28 VDC 40% duty cycle	208	55	9.4	10.5	50-850 ipm (1.3-20 m/min)	Solid/stainless steel: .035-.045 (0.9-1.2 mm) Flux-cored: .035-.045 (0.9-1.2mm)	12" (305mm)	35 VDC	Height: 31.2 (794) Width: 14.2 (362) Length: 38 (965)	Net: 264.5 (120) Ship: 271 (123)
	250 A @ 26.5 VDC 60% duty cycle	230	53	9.3	11.5						
	190 A @ 23.5 VDC 100% duty cycle	460	26.5	8.3	10.3						

Input Power 208/230/460, single-phase, 60 Hz Shipped from factory set for 460VAC

FEATURES:

- Features FAN (fan as needed). Reduces noise, energy usage and contaminants pulled into machine.
- Two (2) gear driven rolls with tool-less roll change. (Uses Miller style drive rolls).
- .035/.045 solid wire drive rolls included.
- Accepts Miller style gun connection.
- Digital LED meters for voltage, wire feed speed and amperage.
- Presetting of voltage and wire feed speed. Ensures precise parameters and accuracy.
- 14 pin receptacle for direct connection of 24VAC wire feeders or spool gun.
- 8 pin receptacle for direct connection of PROFAX AEC-200-4 spool gun.
- Side mounted hanger for mig gun and leads.
- Single cylinder rack with securing chain.
- Factory installed running gear.

APPLICATIONS:

- Metal fabrication
- Maintenance and repair
- Automotive workshops
- Farm / home
- Light industrial

PROCESSES:

- MIG (GMAW)
- Flux-cored (FCAW)

COMES COMPLETE WITH:

- 15 ft. mig gun (FCM-250-4045-15)
- 10 ft. work cable with clamp
- 10 ft. input power cord (plug not included)
- RF1430-580 flowmeter/regulator w/10 ft. gas hose
- Dual groove reversible .035/.045 solid wire drive rolls
- Extra contact tips and nozzle
 - o 2ea .035 contact tips (17S-35)
 - o 2ea .045 contact tips (17S-45)
 - o 1ea 5/8" nozzle (27K62)

"V" GROOVE

WIRE SIZE	DRIVE ROLL
.023 / .025 (0.6mm)	PX 087130
.030 (0.8mm)	PX 053695
.035 (0.9mm)	PX 053700
.040 (1.0mm)	PX 053696
.045 (1.1/1.2mm)	PX 053697

"U" GROOVE

WIRE SIZE	DRIVE ROLL
.035 (0.9mm)	PX 072000
.045 (1.1/1.2mm)	PX 053701

- "V" Groove Used for hard wires.
- "U" Groove Used for soft-shelled cored wires and aluminum wires.
- "V" Knurled Used for hard-shelled cored wires.

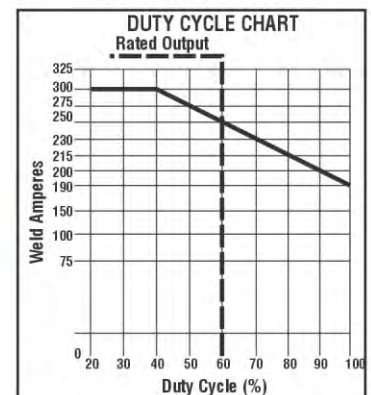
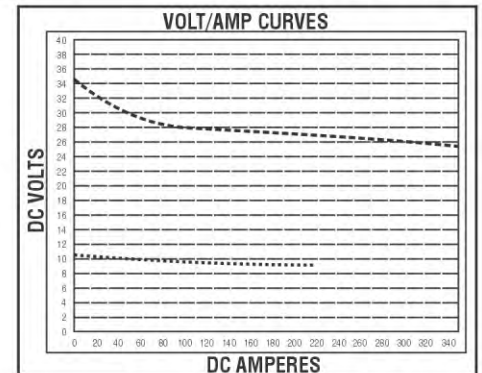
Drive Rolls

(2 Required)



"V" KNURLED

WIRE SIZE	DRIVE ROLL
.035 (0.9mm)	PX 132958
.045 (1.1/1.2mm)	PX 132957





PX300CV



300 Amp DC Constant Voltage Power Source

Power Sources

FEATURES:

- Single control for simple weld adjustments
- Weld voltage preset for fast & easy set up
- Adjustable weld stabilizer: Fast adjustment between low & high inductance on front of machine. Use low inductance setting for mild steel & aluminum, use high setting for stainless steel.
- Analog voltage & amperage meters
- 14 pin receptacle for direct connection of 24VAC wire feeders or spool gun
- Lower panel covered for protection & safety
- 3 year warranty on parts and labor



3 YEAR WARRANTY

PART NO.	DESCRIPTION
PX300CV	300 Amp DC Constant Voltage Power Source

APPLICATIONS:

- Fabrication
- Agricultural
- Automotive
- Equipment Manufacturing

PROCESSES:

- MIG (GMAW)
- Flux Cored (FCAW)

SPECIFICATIONS:

- **Input power:** 3-Phase
- **Rated output:** 300 amps @ 32V
- **Duty cycle:** 100%
- **Warranty:** 3 years parts and labor

MODEL	RATED WELDING OUTPUT	OPEN-CIRCUIT VOLTAGE RANGE DC	AMPERES INPUT AT RATED LOAD OUTPUT, 50-60 Hz, THREE PHASE	
			230V	460V
PX 300 CV	300 A @ 32 VOLTS DC 100% DUTY CYCLE 390 A @ 32 VOLTS DC 60% DUTY CYCLE	14-44	36 Amps.	18 Amps.
OVERALL DIMENSIONS In (mm)			WEIGHT Lb (Kg)	
HEIGHT	WIDE	DEPTH	NET	SHIP
33"	22"	48-1/2"	273 (124)	APPROX. 320 (145)



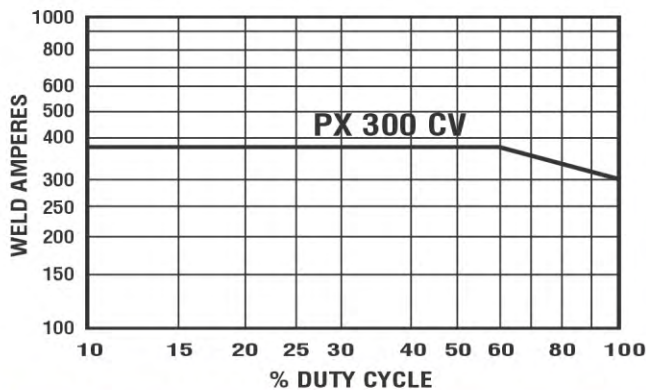
PX300CV



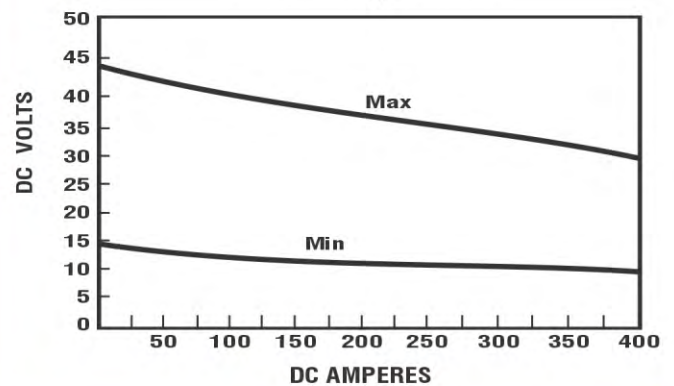
LEGEND:

- | | |
|-----|--|
| 1. | Power Switch |
| 2. | Pilot Light |
| 3. | Preset Indicator Light. When light is ON, the voltmeter displays preset welding voltage as selected by the Voltage Adjustment control. When light is OFF, the voltmeter displays actual welding voltage while welding. |
| 4. | Voltage Adjustment Control |
| 5. | Voltmeter |
| 6. | Ammeter |
| 7. | Positive (+) Weld Output Terminal |
| 8. | Negative (-) Weld Output Terminal-Low inductance. Use the Low Inductance terminal for most GMAW Applications. |
| 9. | Negative (-) Weld Output Terminal-High Inductance. Use the High Inductance terminal to reduce weld bead crowning, and spread the weld puddle. (Typically stainless steel) |
| 10. | Circuit Breakers |
| 11. | 14 Pin Receptacle |

Performance Data



Volt - Amp Curve



Running Gear Package (Optional)



Accessories

- PROFAX 20T & 24T Wire Feeders
- PROFAX AEC 200-5DM Spool Gun
- PROFAX Full Line of MIG & Flux Cored Guns
- PROFAX Flowmeter/Regulator
- Lenco Connectors & Terminals
- Lenco Full Line of Ground Clamps

PART NO.	DESCRIPTION
RG-2	Running gear with cylinder rack & leads hangers



PROFAX MIG PX300CV OPTIONS



Power Sources



Part #: **PX300CV**

- PX300CV Power Source Only (230V/460V)
- Purchase Other Accessories Separately

MIG Package (2 Roll Feeder)

Part #: **PX300CV-2T**

Comes Complete With:

- PX300CV Power Source (230V/460V)
- PX20T Wire Feeder
- FC400 Amp MIG Gun (400Amp/15')
- RF1430-580-Flowmeter/Regulator w/10' Gas Hose
- 10 Ft. of 2/0 Feeder Weld Cable With Lugs
- 15 Ft. of 2/0 Work Cable With LENCO MIG-600-50 Clamp (600Amp)



Portable MIG Package (2 Roll Feeder)

Part #: **PX300CV-2TRG**

Comes Complete With:

- PX300CV Power Source (230V/460V)
- Running Gear With Cylinder Rack and Leads Hangers (**REQUIRES INSTALLATION**)
- PX20T Wire Feeder
- FC400 Amp MIG Gun (400Amp/15')
- RF1430-580-Flowmeter/Regulator w/10' Gas Hose
- 10 Ft. of 2/0 Feeder Weld Cable With Lugs
- 15 Ft. of 2/0 Work Cable With LENCO MIG-600-50 Clamp (600Amp)





PROFAX MIG PX300CV OPTIONS



Power Sources

MIG Package (4 Roll Feeder)

Part #: **PX300CV-4T**

Comes Complete With:

- PX300CV Power Source (230V/460V)
- PX24T Wire Feeder (4 Roll)
- FC400 Amp MIG Gun (400Amp/15')
- RF1430-580-Flowmeter/Regulator w/10' Gas Hose
- 10 Ft. of 2/0 Feeder Weld Cable With Lugs
- 15 Ft. of 2/0 Work Cable With Lenco MIG-600-50 Clamp (600Amp)



Portable MIG Package (4 Roll Feeder)

Part #: **PX300CV-4TRG**

Comes Complete With:

- PX300CV Power Source (230V/460V)
- Running Gear With Cylinder Rack and Leads Hangers (**REQUIRES INSTALLATION**)
- PX24T Wire Feeder (4 Roll)
- FC400 Amp MIG Gun (400Amp/15')
- RF1430-580-Flowmeter/Regulator w/10' Gas Hose
- 10 Ft. of 2/0 Feeder Weld Cable With Lugs
- 15 Ft. of 2/0 Work Cable With Lenco MIG-600-50 Clamp (600Amp)



Spool Gun Package

Part #: **PX300CV-5DM**

Comes Complete With:

- PX300CV Power Source (230V/460V)
- AEC200-5DM / 50' Spool Gun
- RF1430-580-Flowmeter/Regulator
- 30 Ft. of 1/0 Work Cable With Lenco MIG-300-50 Clamp (300 Amp)



Portable Spool Gun Package

Part #: **PX300CV-5DMRG**

Comes Complete With:

- PX300CV Power Source (230V/460V)
- Running Gear w/Cylinder Rack and Leads Hangers (**REQUIRES INSTALLATION**)
- AEC200-5DM / 50' Spool Gun
- RF1430-580-Flowmeter/Regulator
- 30 Ft. of 1/0 Work Cable with Lenco MIG-300-50 Clamp (300 Amp)



PX20T/PX20MT



2 Roll Wire Feeders

Power Sources

PX20T



PX20MT

(with meters and voltage control)



Processes
MIG (GMAW)
Flux Cored (FCAW)
(Gas & Self Shielded)

3 YEAR WARRANTY

PROFAX NO.	INPUT POWER	WIRE DIAMETERS	WIRE FEED SPEED	WEIGHT	DIMENSIONS
PX20T	24VAC	.023 - 5/64"	75 - 900 IPM	36 lb.	H: 14" (356mm)
PX20MT (w/meters & voltage control)	50/60Hz	(0.6 - 2.0mm)	(1.9 - 23 M/MIN)	(16.5 Kg.)	W: 11" (280mm) D: 25½" (648mm)

STANDARD FEATURES: (PX20T & PX20MT)

- Trigger hold (reduces operator fatigue on longer welds).
- Two (2) gear driven rolls with Tool-Less roll change. (Uses Miller® style drive rolls).
- .035/.045" solid wire drive rolls included.
- Accepts Miller® style MIG gun connection.
- 10 ft. (3M) input cable with 14 pin Miller® style plug included.
- 10 ft. (3M) gas hose included.
- Wire jog button
- Gas purge button
- Adjustable burn back control

TECHNICAL DATA (PX20T & PX20MT):

- Power Source Type: Constant voltage (CV) DC.
- Weld Circuit Rating: 500A @ 100V, 100% duty cycle

ACCESSORIES (PX20T)

- SDT Step Down Transformer for use on 115 VAC or 42 VAC Power Sources (see page 196)

STANDARD FEATURES: (PX20MT only)

- Voltage and Amperage meters. NOTE; must be paired with a machine capable of providing meter reference signals.
- Power source voltage control. NOTE; must be paired with a machine with this capability.

PROFAX PX20MT Compatible Power Sources

Miller®:

Deltaweld 302, 452, 652, 350 & 500 with 14 pin only

Dimension 302, 452, 652, 650, NT450, NT500

Invision 352MPa, 354MP, 304P, 450MPa, 456P, 456MP

XMT-350CC/CV, 350MPa, 450CC/CV, 450MPa, 304CC/CV, 425CC/CV, 456CC/CV

Deltafab

Shopmate 300, 300DX

Phoenix 456

PROFAX NO.	DESCRIPTION
PX20T	2 Roll Wire Feeder
PX20MT	2 Roll Wire Feeder (with meters and voltage control)



PX20T/PX20MT



2 Roll Wire Feeders

Power Sources



FRONT VIEW

1. MIG gun connection (Miller® Style)
2. Trigger lock switch
3. Trigger cord connection (Miller® Style)
4. Wire jog button
5. Gas purge button
6. Wire speed control



NOTE

- Burnback control adjustment located inside feeder cabinet.

"V" GROOVE		
WIRE SIZE		DRIVE ROLL
.023 / .025	(0.6mm)	PX 087130
.030	(0.8mm)	PX 053695
.035	(0.9mm)	PX 053700
.040	(1.0mm)	PX 053696
.045	(1.1/1.2mm)	PX 053697
.052	(1.3/1.4mm)	PX 053698
1/16"	(1.6mm)	PX 053699
"U" GROOVE		
WIRE SIZE		DRIVE ROLL
.035	(0.9mm)	PX 072000
.045	(1.1/1.2mm)	PX 053701
.052	(1.3/1.4mm)	PX 053702
1/16"	(1.6mm)	PX 053706
5/64"	(2.0mm)	PX 053704
"V" KNURLED		
WIRE SIZE		DRIVE ROLL
.035	(0.9mm)	PX 132958
.045	(1.1/1.2mm)	PX 132957
.052	(1.3/1.4mm)	PX 132956
1/16"	(1.6mm)	PX 132955
.068-.072	(1.7/1.8mm)	PX 132959
5/64"	(2.0mm)	PX 132960


Drive Rolls

(2 Required)



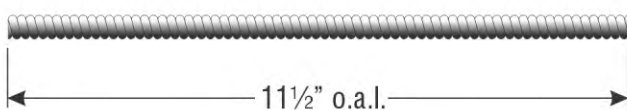
- "V" Groove Used for hard wires.
- "U" Groove Used for soft-shelled cored wires and aluminum wires.
- "V" Knurled Used for hard-shelled cored wires.

Rear View (Both Models)



1. Power switch (On/Off)
2. Fuse holder (10 amp)
3. Gas hose connection (5/8-18 female). 10 ft. (3M) hose included.
4. 10 ft. (3M) input cable w/14 pin Miller® style plug

INLET LINER



PROFAX NO.	DESCRIPTION
81003	Inlet liner for up to 5/64" (2.0mm) wire

EXTENSION CORDS



An extension cord extends the distance between equipment, allowing the equipment to be used at a further distance from the power source. The connectors will mate to each other.

PROFAX NO.	DESCRIPTION	APPLICATION
242208010	10' 14 pin to 14 socket	(8 Wire) Uses pins A B C D E F G H
242208025	25' 14 pin to 14 socket	
242208050	50' 14 pin to 14 socket	
242208075	75' 14 pin to 14 socket	
242208080	80' 14 pin to 14 socket	
242208100	100' 14 pin to 14 socket	



PX24T/PX24MT



4 Roll Wire Feeders

Power Sources

PX24T



PX24MT

(with meters and voltage control)



Processes
MIG (GMAW)
Flux Cored (FCAW)
(Gas & Self Shielded)

3 YEAR WARRANTY

PROFAX NO.	INPUT POWER	WIRE DIAMETERS	WIRE FEED SPEED	WEIGHT	DIMENSIONS
PX24T	24VAC	.023 - 5/64"	75 - 1000 IPM	38.5 lb.	H: 14" (356mm)
PX24MT (w/meters & voltage control)	50/60Hz	(0.6 - 2.0mm)	(1.9 - 23 M/MIN)	(17.5 Kg.)	W: 11" (280mm) D: 25½" (648mm)

STANDARD FEATURES: (PX24T & PX24MT)

- Trigger hold (reduces operator fatigue on longer welds).
- Four (4) gear driven rolls with Tool-Less roll change. (Uses Miller® style drive rolls).
- .035/.045" solid wire drive rolls included.
- Accepts Miller® style MIG gun connection.
- 10 ft. (3M) input cable with 14 pin Miller® style plug included.
- 10 ft. (3M) gas hose included.
- Wire jog button
- Gas purge button
- Adjustable burn back control

TECHNICAL DATA (PX24T & PX24MT):

- Power Source Type: Constant voltage (CV) DC.
- Weld Circuit Rating: 500A @ 100V, 100% duty cycle

ACCESSORIES (PX24T)

- SDT Step Down Transformer for use on 115 VAC or 42 VAC Power Sources (see page 196)

STANDARD FEATURES: (PX24MT only)

- Voltage and Amperage meters. NOTE; must be paired with a machine capable of providing meter reference signals.
- Power source voltage control. NOTE; must be paired with a machine with this capability.

PROFAX PX24MT Compatible Power Sources

Miller®:

Deltaweld 302, 452, 652, 350 & 500 with 14 pin only

Dimension 302, 452, 652, 650, NT450, NT500

Invision 352MPa, 354MP, 304P, 450MPa, 456P, 456MP

XMT-350CC/CV, 350MPa, 450CC/CV, 450MPa, 304CC/CV, 425CC/CV, 456CC/CV

Deltafab

Shopmate 300, 300DX

Phoenix 456

PROFAX NO.	DESCRIPTION
PX24T	4 Roll Wire Feeder
PX24MT	4 Roll Wire Feeder (with meters and voltage control)



PX24T/PX24MT



4 Roll Wire Feeders

Power Sources



FRONT VIEW

1. MIG gun connection (Miller® Style)
2. Trigger lock switch
3. Trigger cord connection (Miller® Style)
4. Wire jog button
5. Gas purge button
6. Wire speed control
7. Voltage control (MT model only)
8. Volt & Amp meters (MT model only)

NOTE

- Burnback control adjustment located inside feeder cabinet.



"V" GROOVE		
WIRE SIZE		DRIVE ROLL
.023 / .025	(0.6mm)	PX 087130
.030	(0.8mm)	PX 053695
.035	(0.9mm)	PX 053700
.040	(1.0mm)	PX 053696
.045	(1.1/1.2mm)	PX 053697
.052	(1.3/1.4mm)	PX 053698
1/16"	(1.6mm)	PX 053699
"U" GROOVE		
WIRE SIZE		DRIVE ROLL
.035	(0.9mm)	PX 072000
.045	(1.1/1.2mm)	PX 053701
.052	(1.3/1.4mm)	PX 053702
1/16"	(1.6mm)	PX 053706
5/64"	(2.0mm)	PX 053704
"V" KNURLED		
WIRE SIZE		DRIVE ROLL
.035	(0.9mm)	PX 132958
.045	(1.1/1.2mm)	PX 132957
.052	(1.3/1.4mm)	PX 132956
1/16"	(1.6mm)	PX 132955
.068-.072	(1.7/1.8mm)	PX 132959
5/64"	(2.0mm)	PX 132960


Drive Rolls

(4 Required)



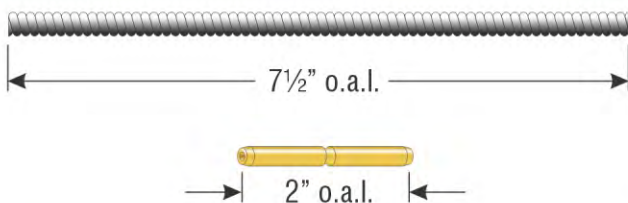
- "V" Groove Used for hard wires.
- "U" Groove Used for soft-shelled cored wires and aluminum wires.
- "V" Knurled Used for hard-shelled cored wires.

Rear View (Both Models)



1. Power switch (On/Off)
2. Fuse holder (10 amp)
3. Gas hose connection (5/8-18 female). 10 ft.(3M) hose included.
4. 10 ft. (3M) input cable w/14 pin Miller® style plug

INLET LINER & INTERMEDIATE GUIDE (SET)



EXTENSION CORDS



An extension cord extends the distance between equipment, allowing the equipment to be used at a further distance from the power source. The connectors will mate to each other.

PROFAX NO.	DESCRIPTION	PROFAX NO.	DESCRIPTION	APPLICATION
81004	Inlet liner for up to 5/64" (2.0mm) wire & intermediate guide	242208010	10' 14 pin to 14 socket	(8 Wire) Uses pins A B C D E F G H
		242208025	25' 14 pin to 14 socket	
		242208050	50' 14 pin to 14 socket	
		242208075	75' 14 pin to 14 socket	
		242208080	80' 14 pin to 14 socket	
		242208100	100' 14 pin to 14 socket	



PX PRO-1VS

Voltage Sensing Portable Wire Feeder (2 Roll)



Power Sources



APPLICATIONS:

- Construction
- Shipbuilding
- Rental fleets
- Manufacturing

PROFAX NO.	INPUT POWER	WIRE DIAMETERS	WIRE FEED SPEED	WEIGHT	DIMENSIONS
PRO-1VS	Open Circuit Voltage & Arc 14-100V DC	.023 - 5/64" (0.6 - 2.0mm)	60 - 800 IPM (1.52 - 20.32 M/MIN)	37 lb. (17 Kg.)	H: 17" (432mm) W: 8½" (216mm) D: 21½" (546mm)

STANDARD FEATURES:

- Trigger hold (reduces operator fatigue on longer welds).
- Two (2) gear driven rolls with Tool-Less roll change. (Uses Miller® style drive rolls).
- .035/.045 solid wire drive rolls included.
- Accepts Miller® style gun connection.
- Digital LED meters
- Top meter can show amperage or wire feed speed.
- CC/CV mode selector switch
- High/Low wire feed speed selector switch
- Wire jog button
- Gas purge button
- Resettable circuit breaker
- 15' Sensor lead with disconnect & Lenco MG-180 clamp
- 3' of 3/0 AWG input cable w/Lenco LC-40HD male connector
- High impact latching case with folding handle & removable legs
- Shielding gas filter

TECHNICAL DATA:

- Power Source Type: CC or CV (DC)
- Weld Circuit Rating: 400A @ 60% duty cycle
- Input Power: Open Circuit Voltage & Arc Voltage
- Spool Capacity: Max. 12"

Processes
MIG (GMAW)
Flux Cored (FCAW)
(Gas & Self Shielded)

3 YEAR WARRANTY

PROFAX NO.	DESCRIPTION
PRO-1VS	Voltage sensing portable wire feeder (2 roll)

Adapter Kits

PROFAX NO.	DESCRIPTION	PROFAX NO.	DESCRIPTION
AEC-1001MLR	Adapter kit for converting PROFAX 1260 or Lincoln® K-126 gun to fit PROFAX PRO-1VS feeder.	AEC-1002MLR	Adapter kit for converting Lincoln® LP style gun to fit PROFAX PRO-1VS feeder. (For gasless use only)




PX PRO-1VS

Voltage Sensing Portable Wire Feeder (2 Roll)



Control Panel



1. CV/CC Mode selector switch
2. High/Low Wire feed speed selector switch
3. Amp/Wire feed speed meter selector switch
4. Trigger hold switch (on/off)
5. Gas purge button
6. Wire jog button
7. Circuit breaker (resettable)

Drive Rolls

(2 Required)

"V" GROOVE		
WIRE SIZE		DRIVE ROLL
.023/.025	(0.6mm)	PX 087130
.030	(0.8mm)	PX 053695
.035	(0.9mm)	PX 053700
.040	(1.0mm)	PX 053696
.045	(1.1/1.2mm)	PX 053697
.052	(1.3/1.4mm)	PX 053698
1/16"	(1.6mm)	PX 053699
"U" GROOVE		
WIRE SIZE		DRIVE ROLL
.035	(0.9mm)	PX 072000
.045	(1.1/1.2mm)	PX 053701
.052	(1.3/1.4mm)	PX 053702
1/16"	(1.6mm)	PX 053706
5/64"	(2.0mm)	PX 053704
"V" KNURLED		
WIRE SIZE		DRIVE ROLL
.035	(0.9mm)	PX 132958
.045	(1.1/1.2mm)	PX 132957
.052	(1.3/1.4mm)	PX 132956
1/16"	(1.6mm)	PX 132955
.068-.072	(1.7/1.8mm)	PX 132959
5/64"	(2.0mm)	PX 132960



- "V" Groove Used for hard wires.
- "U" Groove Used for soft-shelled cored wires and aluminum wires.
- "V" Knurled Used for hard-shelled cored wires.

Front View



Power Sources

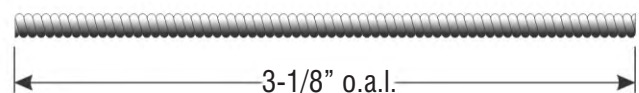
Rear View



PART NO.	DESCRIPTION
800118	Shielding gas filter

1. Gas hose connection (5/8"-18 female).
2. 3' of 3/0 AWG cable & Lenco LC-40HD male connector.

Inlet Liner



PROFAX NO.	DESCRIPTION
81005	Inlet liner for up to 5/64" (2.0mm) wire



SDT Step Down Transformer



Power Sources



Step down transformer suitable for connecting 24 volt AC wire feeders to power sources with either 115 volt AC or 42 volt AC output. Adapter cord required. (Please see below) Direct connect cords available for many popular power sources.

PART NO.	DESCRIPTION
SDT	Step Down Transformer 115V & 42V to 24V

Adapter Cords

PROFAX NO.	DESCRIPTION	PROFAX NO.	DESCRIPTION
SDC-1	Cord, SDT, Universal, Bare Wire, 4 ft.	SDC-6	Cord, SDT, L-Tec® 7P Plug, 115V, 4 ft.
SDC-2	Cord, SDT, Lincoln® Terminal Strip, 115V, 4 ft.	SDC-7	Cord, SDT, Airco® Hubbell & 115V Plug, 115V, 4 ft.
SDC-3	Cord, SDT, Lincoln® 14P, 42V, 4 ft.	SDC-8	Cord, SDT, ESAB® & L-Tec® 19P Plug, 115V, 4 ft.
SDC-4	Cord, SDT, Miller® Hubbell, 115V, 4 ft.	SDC-9	Cord, SDT, Thermal Arc® & Hobart® 19P Plug, 115V, 4 ft.
SDC-5	Cord, SDT, Hobart® 5P Plug & 115 Plug, 115V, 4 ft.		

Regulator/Flowmeter

SPECIFICATIONS:

- Brass body
- Preset @ 30 psi
- Flow meter range - 0-60 scfh
- Economical design



High Quality Multi-Purpose 8 Way Mig Plier

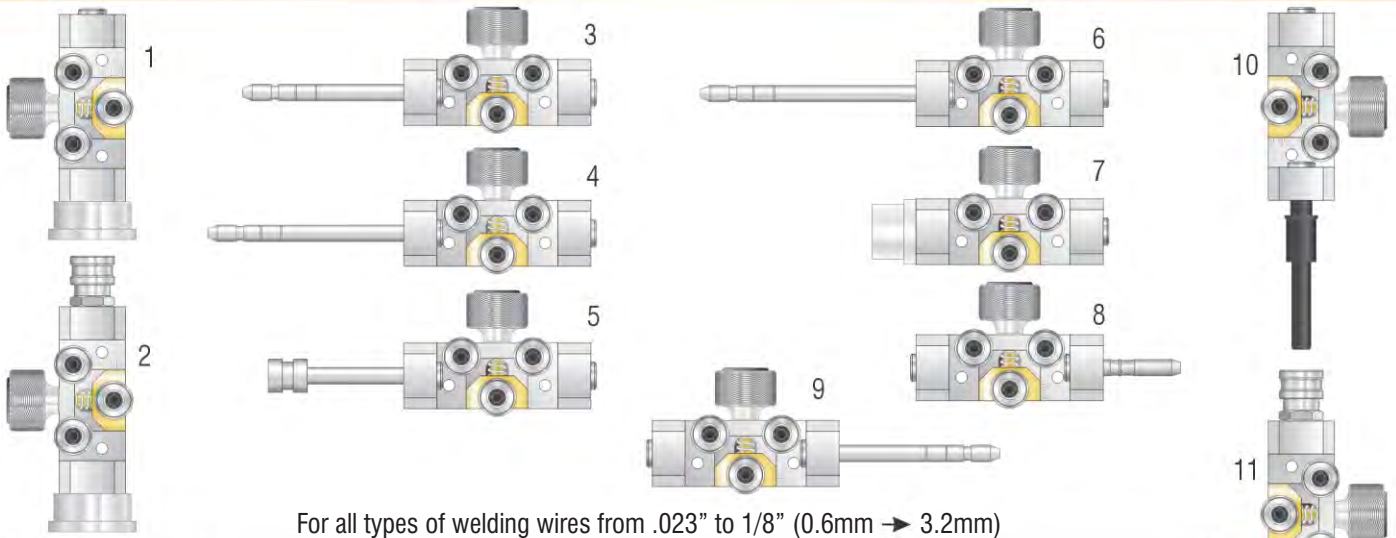
Plier is packaged on display card.



PROFAX NO.	GAS SERVICE	CGA INLET	PROFAX NO.	DESCRIPTION
RF1430-580	Argon & Argon/CO ₂ Mixes	580	8WMP	8 Way MIG Plier
RF1430-320	CO ₂	320		



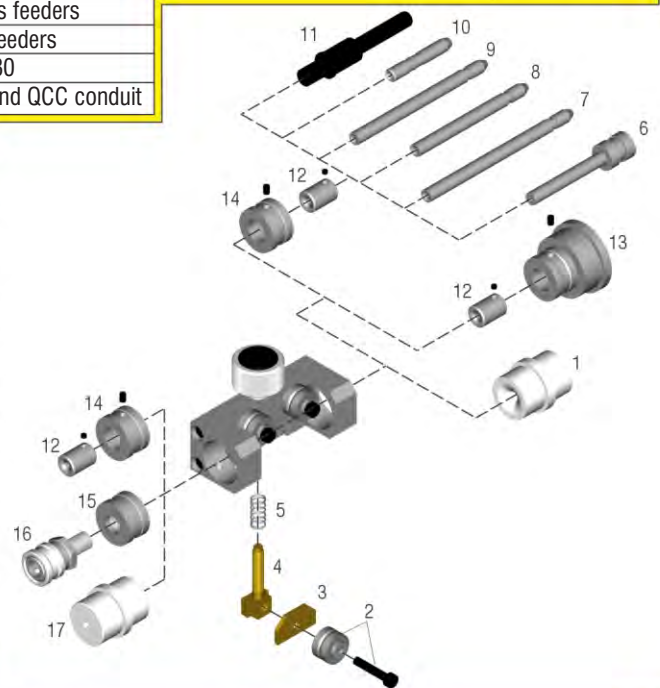
STANDARD DUTY WIRE STRAIGHTENER



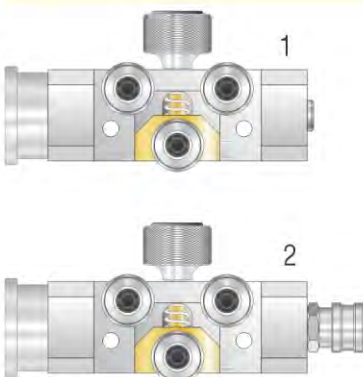
For all types of welding wires from .023" to 1/8" (0.6mm → 3.2mm)

ITEM	PROFAX NO.	DESCRIPTION
1	WS-LSA	Lincoln® straightener, complete for Subarc heads (NA-3, NA-4, NA-5, LT-7, and Power Feed 10A)
2	WS-LSAQ	Lincoln® straightener, complete for Subarc heads and QCC conduit (NA-3, NA-4, NA-5, and Power Feed 10A)
3	WS-LN7	Lincoln® straightener, complete for LN-7 feeders
4	WS-LN7GMA	Lincoln® straightener, complete for LN-7GMA feeders
5	WS-LN89	Lincoln® straightener, complete for LN-8 and LN-9 feeders
6	WS-LN9GMA	Lincoln® straightener, complete for LN-9GMA feeders
7	WS-LN10	Lincoln® straightener, complete for DH-10, LN-10, STT-10, Power Feed 10 and Power Feed 10M
8	WS-M	Miller® straightener, complete for all 10, 30, & 50 series feeders
9	WS-M-67	Miller® straightener, complete for all 60 and 70 series feeders
10	WS-MR	Miller® straightener, complete for RAD 400 and RAD 780
11	WS-MRQ	Miller® straightener, complete for RAD 400, RAD 780 and QCC conduit

ITEM	PROFAX NO.	DESCRIPTION
1	A-1946	Guide, Lincoln® DH-10, LN-10, & STT-10 (Also, can be used to couple two straighteners)
2	A-1986	Kit, roll (3 required)
3	A-1951	Plate, slide
4	A-1950	Slide
5	A-1952	Spring
6	7290	Guide Lincoln® LN-8 & LN-9
7	7291	Guide Lincoln® LN-9-GMA
8	7292	Guide Lincoln® LN-7/Miller® 60 and 70 series feeders
9	7293	Guide Lincoln® LN-7-GMA
10	150996	Guide Miller® for all 10, 30, and 50 series feeders
11	7296	Guide Miller® RAD 400 & RAD 780
12	045233	Insert antiwear
13	7279	Bushing, Lincoln® Subarc
14	7083	Bushing, standard
15	7289	Bushing, 1/2" - 20
16	QCM-1/2-20	Fitting, conduit quick connect - used with 7289 bushing
17	7297	Guide outlet wire straightener WS-R

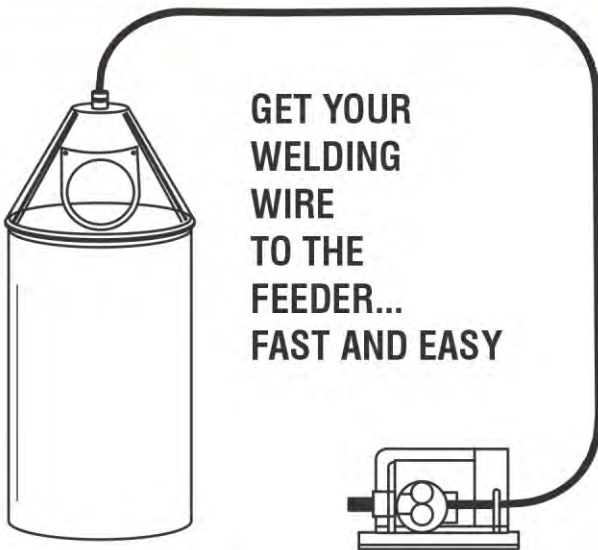


HEAVY DUTY WIRE STRAIGHTENER



For 5/64" - 3/16" wire.

ITEM	PROFAX NO.	DESCRIPTION
1	WS-LSA-HD	Lincoln® straightener, complete for Subarc heads (NA-3, NA-4, NA-5, LT-7, and Power Feed 10A)
2	WS-LSAQ-HD	Lincoln® straightener, complete for Subarc heads and QCC conduit (NA-3, NA-4, NA-5, and Power Feed 10A)



GET YOUR WELDING WIRE TO THE FEEDER... FAST AND EASY

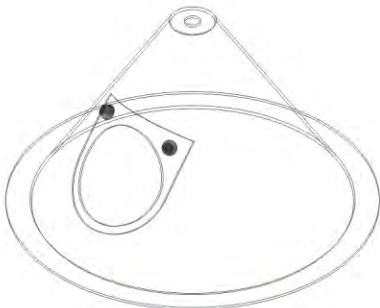
QCC CONDUIT has a .198" I.D. with a .500" O.D. capable of guiding solid welding electrodes up to 3/32" diameter or cored wires up to 5/64". The **QCCHD CONDUIT** has a .265" I.D. with a .625" O.D. and is recommended for solid welding electrodes up to 5/32" diameter or cored wires up to 7/64".

STOCKED LENGTHS

QCC CONDUITS:		QCCHD CONDUITS:	
QCC-24	Conduit 24"	QCCHD-48	Conduit 48"
QCC-30	Conduit 30"	QCCHD-72	Conduit 72"
QCC-36	Conduit 36"	QCCHD-84	Conduit 84"
QCC-48	Conduit 48"	QCCHD-96	Conduit 96"
QCC-60	Conduit 60"	QCCHD-108	Conduit 108"
QCC-72	Conduit 72"	QCCHD-120	Conduit 120"
QCC-84	Conduit 84"	QCCHD-144	Conduit 144"
QCC-96	Conduit 96"	QCCHD-180	Conduit 180"
QCC-108	Conduit 108"	QCCHD-240	Conduit 240"
QCC-120	Conduit 120"	QCCHD-300	Conduit 300"
QCC-144	Conduit 144"		
QCC-180	Conduit 180"		
QCC-240	Conduit 240"		
QCC-300	Conduit 300"		

QCC and QCCHD Conduits are available in special lengths and bulk.

Best suited for applications where constant flexing is required. The QCC series of Conduits are ideal for use on automatic and semi automatic systems, such as Manipulators, Gantries, Seam Trackers, and Robotic installations.



DOME - 20

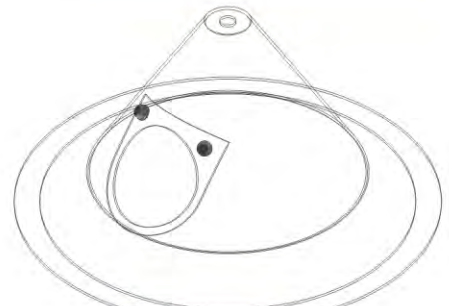
Installs on 20" (50.8cm) diameter payoff drum.



DCK

DOME CONNECTOR KIT

Quick Connector accepts QCC and QCCHD Conduits. Designed for easy installation on DOMES. Comes complete with Quick Connector, washers, and wear resistant steel inlet guide.



DOME - 23

Installs on 23" (58.4cm) diameter payoff drum.

QCC CONDUIT



CONNECTORS FOR QCC & QCC HD CONDUITS



3/8
(9.5 mm)



.472"
(12.0 mm)



1/2
(12.7 mm)



5/8
(15.9 mm)



11/16
(17.4 mm)



3/4
(19.0 mm)



7/8
(22.2 mm)

QCA ADAPTER KIT

Quick Connector with inlet guide and mounting bushings. The QCA Adapter Kit is suitable for most MIG wire feeders and mounts easily in place of the manufacturer's inlet guide. Various inlet sizes can be accommodated with the bushings supplied. The QCA Adapter Kit is also suitable for wire pay-off systems that have a thru hole and a retaining screw.



QCB CONNECTOR

Quick Connector with 1/2"-20 male threads, washers, and nut.



QCF CONNECTOR

Quick Connector with 1/4" NPT female threads.



QCF-1/2 CONNECTOR

Quick Connector with 1/2"-20 female threads.



QCM CONNECTOR

Quick Connector with 1/4" NPT male threads.



QCM-1/2 CONNECTOR

Quick Connector with 1/2" NPT male threads.



QCM-1/2-20 CONNECTOR

Quick Connector with 1/2"-20 male threads.




Positioning Equipment QUICK REFERENCE



Welding Positioners & Chucks 250# thru 10,000#

PAGE(S)



200 - 205


Power Sources

Turning Rolls 2,000# thru 240,000#



206 - 208

Torch Stands & Welding Manipulators



209 - 210

Welding Slides Manual & Motorized



211 - 213

Oscillators



214 - 215



WELDING POSITIONER



Welding
Positioner



MODEL NO:

WP-250 • 115V

230V model available (WP-250-2)

FEATURES:

- 0 to 5.5 RPM Rotation Speed
- 13-3/4" Diameter Table
- Manual Tilt Adjustment
- 0 to 90° Tilting Angle
- High Frequency Protected
- Foot Control w/12' Cord Included
- 115V
- Shipping Weight 113 lbs.
- 1 Year Warranty

Designed for rotation of lighter work pieces. Will hold 440 lbs. in the horizontal position and 250 lbs. in the vertical position.
 Note: C/G of load not to be more than 4" from the center of the turntable and 4" from the face of the turntable.

(Foot Control CFS-302)


See page 205 for complete specifications.

FEATURES:

- Low Profile
- Self Centering
- Reversible Jaws
- Easy Mounting
- External & Internal Gripping
 - 0" - 8" on O.D.
 - 3" - 11" on I.D.
- Shipping Weight 20 lbs.

MODEL NO:

WPC-11



The above illustration shows the chuck mounted to the PROFAX Welding Positioner WP-250.



WELDING POSITIONERS

PROFAX



(Foot Control CFS-404)

MODEL NO:

WP-500 • 115V

230V model available (WP-500-2)

FEATURES:

- 0.4 - 4 RPM Rotation Speed
- 19-5/8" Diameter Table
- Power Tilt Adjustment
- 0 to 115° Tilting Angle
- Fwd./Rev. Foot Control w/12' Cord Included
- High Frequency Protected
- 115V
- Shipping Weight 580 lbs.
- 1 Year Warranty

Welding
Positioner

Will hold 500 lbs. in the vertical position and 900 lbs. in the horizontal position. Note: C/G of load not to be more than 6" from the center of the turntable and 6" from the face of the turntable.

See page 205 for complete specifications.

MODEL NO:

WP-1000 • 115V

230V model available (WP-1000-2)

Will hold 1,000 lbs. in the vertical position and 1,750 lbs. in the horizontal position. Note: C/G of load not to be more than 6" from the center of the turntable and 6" from the face of the turntable.

FEATURES:

- 0.2 to 2 RPM Rotation Speed
- 24-1/2" Diameter Table
- Power Tilt Adjustment
- 0 to 135° Tilting Angle
- Fwd./Rev. Foot Control w/12' Cord Included
- High Frequency Protected
- 115V
- Shipping Weight 1,200 lbs.
- 1 Year Warranty



(Foot Control CFS-404)

See page 205 for complete specifications.

**MODEL NO:****WP-2000-4 • (440V 3PH)**

220V model available (WP-2000-2)

**Welding
Positioner****FEATURES:**

- 0.1 to 1.2 RPM Rotation Speed
- 35-1/2" Diameter Table
- 0 to 135° Tilting Angle
- Standard Hand Control Pendant 25 foot
- High Frequency Protected
- 440V 3 Phase
- Approx. Shipping Weight 1,640 lbs.
- 1 Year Warranty



2000 lb. Welding Positioner

Will hold 2,000 lbs. in the vertical position and 3,500 lbs. in the horizontal position. Note: C/G of load not to be more than 12" from the center of the turntable and 12" from the face of the turntable.

See page 205 for complete specifications.

*Optional foot control available

MODEL NO:**WP-6000-4 • (440V 3PH)****FEATURES:**

- 0.1 to 1.2 RPM Rotation Speed
- 47-1/4" Diameter Table
- 0 to 135° Tilting Angle
- Standard Hand Control Pendant 25 foot
- High Frequency Protected
- 440V 3 Phase Model
- Approx. Shipping Weight 2,725 lbs.
- 1 Year Warranty

6000 lb. Welding Positioner

Will hold 6,000 lbs. in the vertical position and 9,500 lbs. in the horizontal position. Note: C/G of load not to be more than 12" from the center of the turntable and 12" from the face of the turntable.

See page 205 for complete specifications.

*Optional foot control available



WELDING POSITIONERS & FLOOR TURNTABLE



MODEL NO:

WP-10000-4 • (440V 3PH)



Front View



Rear View

FEATURES:

- .06 to .6 RPM Rotation Speed
- 59" Diameter Table
- 0 to 135° Tilting Angle
- Standard Hand Control Pendant 25 foot
- High Frequency Protected
- 440V 3 Phase
- Approx. Shipping Weight 6,200 lbs.
- 1 Year Warranty

10,000 lb. Welding Positioner

Will hold 10,000 lbs. in the vertical position. Note: C/G of load not to be more than 12" from the center of the turntable and 12" from the face of the turntable.

See page 205 for complete specifications.

Welding
Positioner

MODEL NO:

FT-20000 • (440V 3PH)



20,000 lb. Floor Turntable



FEATURES:

- 20,000 lbs. Capacity
- 0.1 to 1.0 RPM Rotation Speed
- 65" Diameter Table
- 19-1/2" Table Height
- Standard Hand Control Pendant 25 foot
- High Frequency Protected
- Approx. Shipping Weight 2,800 lbs.
- 800 Amp Rotary Ground
- 2 H.P. Rotational Motor
- 1 Year Warranty




WELDING POSITIONER CHUCKS



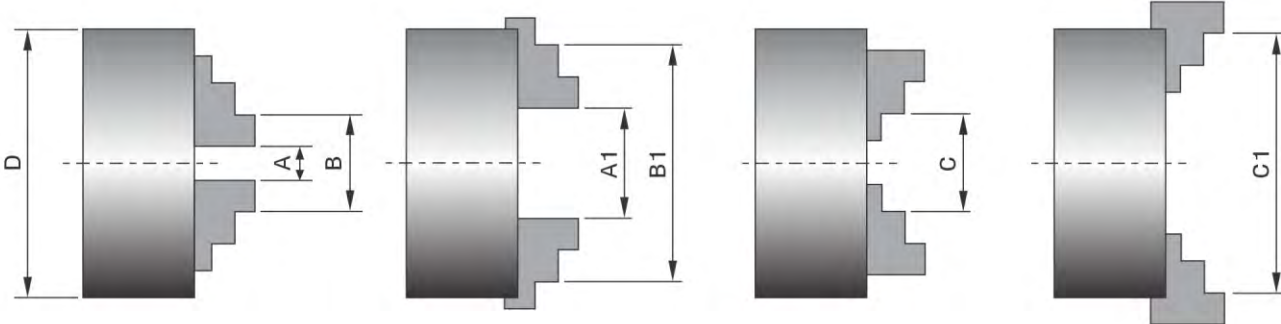
FEATURES:

- 3 Jaw Self Centering
- Reversible Jaws
- Easy Mounting



* T-Handle wrench included with chucks

Welding Positioner




COMPLETE POSITIONER CHUCK SPECIFICATIONS

PROFAX NO.	DIAMETER D	CLAMPING RANGE A - A1	I.D. RANGE B - B1	EXTERNAL JAW CLAMPING RANGE C - C1	WEIGHT	USED ON PROFAX POSITIONERS
WPC-6	6-1/4"	1/8" - 2-1/8"	2" - 6-1/4"	2-1/4" - 5-5/8"	20 LBS.	WP-250
WPC-12	12-1/2"	1/2" - 5-1/2"	3-3/4" - 12-3/8"	3-7/8" - 12-3/8"	104 LBS.	WP-500 / WP-1000
WPC-16	15-3/4"	5/8" - 8-1/4"	4-3/4" - 15-3/4"	4-3/4" - 15-3/4"	166 LBS.	WP-500 / WP-1000 / WP-2000
WPC-20	19-5/8"	1" - 11"	5-7/8" - 19-5/8"	5-7/8" - 19-5/8"	258 LBS.	WP-1000 / WP-2000 / WP-6000
WPC-25	24-3/4"	2" - 13-3/4"	6-5/8" - 24-3/4"	6-5/8" - 24-3/4"	460 LBS.	WP-2000 / WP-6000

FEATURES:

- Self Centering
- Reversible Jaws
- Easy Mounting

WELDING POSITIONER GRIPPERS



*Note: Outboard support(s) required when using welding positioner grippers.

PROFAX NO.	(D) DIAMETER	O.D. CAPACITY	I.D. CAPACITY	WEIGHT	USED ON PROFAX POSITIONERS
WPG-22	19 3/4"	1" - 15"	4" - 22"	130 LBS.	WP-500 / WP-1000 / WP-2000 / WP-6000
WPG-26	24 3/4"	1 1/2" - 18"	6" - 26"	235 LBS.	WP-1000 / WP-2000 / WP-6000
WPG-34	30 1/4"	2" - 26"	6" - 34"	365 LBS.	WP-2000 / WP-6000
WPG-64	65"	4" - 62"	8" - 64"	1,135 LBS.	WP-10000



COMPLETE POSITIONER SPECIFICATIONS

SPECIFICATIONS	WP-250	WP-500	WP-1000	WP-2000	WP-6000	WP-10000
CAPACITY VERTICAL	250 LBS.	500 LBS.	1,000 LBS.	2,000 LBS.	6,000 LBS.	10,000 LBS.
CAPACITY HORIZONTAL	440 LBS.	900 LBS.	1,750 LBS.	3,500 LBS.	9,500 LBS.	10,000 LBS.
LOAD CENTER OF GRAVITY	4"	6"	6"	12"	12"	12"
TILT	MANUAL	POWER	POWER	POWER	POWER	POWER
TILT ANGLE (DEGREES)	0 - 90	0 - 115	0 - 135	0 - 135	0-135	0-135
TILT ANGLE INDICATOR	N/A	N/A	N/A	STANDARD	STANDARD	STANDARD
GROUND CAPACITY	300 AMPS	500 AMPS	500 AMPS	800 AMPS	800 AMPS	800 AMPS
GROUNDING DEVICE	BRASS	BRASS	BRASS	ROTARY	ROTARY	ROTARY
HIGH FREQ. PROTECTION	YES	YES	YES	YES	YES	YES
VOLT / AC	115 or 230	115 or 230	115 or 230	220 or 440 (3 PH.)	440 (3 PH.)	440 (3PH.)
POWER REQ.	5 AMP	10 AMP	10 AMP	10 AMP	10 AMP	20 AMP
TABLE THICKNESS	9/16"	7/8"	1"	1"	1"	1-3/8"
TABLE DIAMETER	13-3/4"	19-5/8"	24-1/2"	35-1/2"	47-1/4"	59"
TABLE CONFIGURATION	3 - SLOT	3 & 4 - SLOT	3 & 4 - SLOT	3 & 4 - SLOT	3 & 4 SLOT	3 & 4 SLOT
OPTIONAL CHUCKS	WPC-6 & 11	WPC-12 & 16	WPC-12,16, & 20	WPC-16,20, & 25	WPC-20 & 25	---
OPTIONAL GRIPPERS	-	WPG-22	WPG-22 & 26	WPG-22, 26 & 34	WPG-22,26 & 34	WPG-64
TABLE HEIGHT (HORIZONTAL)	13-7/32"	25-1/4"	33-11/16"	35-7/8"	43"	49"
TABLE CENTER HEIGHT (VERTICAL)	10-3/64"	21-1/4"	29"	30-3/4"	36-1/2"	39-1/2"
THROUGH HOLE	1-1/8"	N/A	N/A	N/A	N/A	N/A
TABLE R.P.M.	0 - 5.5	0.4 - 4	0.2 - 2	0.1 - 1.2	0.1 - 1.2	.06 - .6
ROTATION MOTOR H.P.	1/8 H.P.	1/6 H.P.	1/4 H.P.	1 H.P.	2 H.P.	3-1/3 H.P.
VARIABLE SPEED ROTATION	ON PANEL	ON PANEL	ON PANEL	ON PENDANT	ON PENDANT	ON PENDANT
FOOT CONTROL	SINGLE	FWD./REV.	FWD./REV.	OPTIONAL	OPTIONAL	OPTIONAL
HAND PENDANT	OPTIONAL	OPTIONAL	OPTIONAL	STANDARD	STANDARD	STANDARD
ANCHOR POINTS	4	4	6	6	6	6
LEVELING BOLTS	N/A	INCLUDED	INCLUDED	INCLUDED	INCLUDED	INCLUDED
UNIT WIDTH	12-1/2"	26"	32-1/4"	36"	47-1/4"	67"
UNIT LENGTH	21"	33-7/8"	48-1/2"	61-1/2"	72"	92"
SHIPPING WEIGHT (APPROX.)	113 LBS.	580 LBS.	1,200 LBS.	1,640 LBS.	2,725 LBS.	6,000 LBS.

OPTIONAL HAND & FOOT CONTROLS FOR PROFAX POSITIONING EQUIPMENT

- **VFC-250:** Single pedal **VARIABLE SPEED** foot control. (Directional change must be done on control panel) (Modifications to machine must be made. Factory installation recommended) **For: WP-250/WP-500/WP-1000/TR-2000/TR-5000**
- **HP-ROF:** Hand control pendant **ON/OFF**. **For: WP-250/TR-2000 (Note***: Rotation direction change and speed control adjustments must be made on control panel of these units)**
- **HP-ROF:** Hand control pendant for **REVERSE/OFF/FORWARD** operation. (Speed changes must be done on control panel) (No modifications required on machine) **For: WP-500/WP-1000/TR-5000**
- **HP-ROF/S:** Hand control pendant for **REVERSE/OFF/FORWARD** operation and speed **SPEED CONTROL**. (Modifications to machine must be made. Factory installation recommended) **For: WP-250/WP-500/WP-1000/TR-2000/TR-5000**
- **CFS-404:** Dual foot control **ON/OFF** or **FORWARD/REVERSE** operation. (Speed control must be done on control panel) (Modifications to machine must be made. Factory installation recommended) **For: TR-10000/TR-20000/TR-40000/TR-60000 & WP-2000/WP-6000/WP-10000**

***Note: Additional labor charges apply to factory installation of above items.



TURNING ROLLS



MODEL NO:

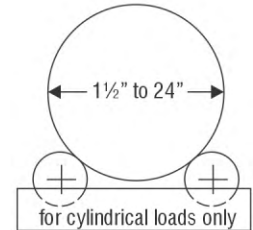
TR-2000 • 115V

230V model available (TR-2000-2)



FEATURES:

- Includes One Drive and One Idler
- 1-1/2" to 24" Diameter
- 0-75 IPM Rotation Speed
- 2" x 10" Rubber Wheels
- Adjustable Drive Tension
- Foot Control w/12' Cord Included
- High Frequency Protected
- 115V Input Power / 5 Amp
- Shipping Weight 146 lbs.
- 1 Year Warranty



Maximum load capacity 2,000 lbs. (set)
(1,000 lbs. max for each the drive and idler)

*Maximum rotational capacity 3,000 lbs. with additional idlers.

*Note: Additional idler rolls available **PROFAX NO: IR-1000**

Turning Rolls

MODEL NO:

TR-5000 • 115V

230V model available (TR-5000-2)

FEATURES:


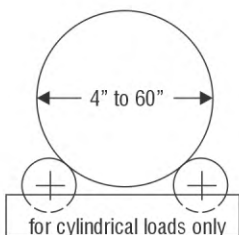
- Includes One Drive and One Idler
- 4" - 60" Diameter
- 0-100 IPM Rotation Speed
- 3" x 10" Polyurethane Wheels
- Easy Wheel Spacing Adjustment
- Fwd./Rev. Foot Control w/12' Cord Included
- High Frequency Protected
- 115V Input Power / 10 Amp
- Shipping Weight 430 lbs.
- 1 Year Warranty



Maximum load capacity 5,000 lbs. (set)
(2,500 lbs. max for each the drive and idler)

*Maximum rotational capacity 7,500 lbs. with additional idlers.

*Note: Additional idler rolls available **PROFAX NO: IR-2500**





TURNING ROLLS



MODEL NO:

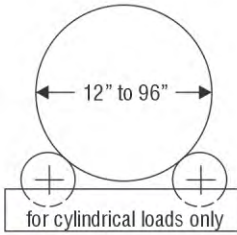
TR-10000 • 115V

230V model available (TR-10000-2)

FEATURES:

- 5-Ton Capacity (1 Drive / 1 Idler Max. 2½ Ton Each)
- 7½ Ton Rotating Capacity w/Additional Idler(s)
- 12" to 96" Diameter Capacity
- 0-45 IPM Rotation Speed
- Easily Adjustable Wheel Spacing
- 4" x 12" Wheels / Polyurethane Over Steel
- 115V Input Power / 10 Amp
- 2/3 H.P. Motor
- Hand Pendant Control w/25' Cord (24V)
- Weight: 720 lb. (1 Drive / 1 Idler)
- 1 Year Warranty

5-Ton Turning Roll Set



*Note: Additional idler rolls available PROFAX NO: **IR-5000**

Turning Rolls

10-Ton Turning Roll Set

FEATURES:

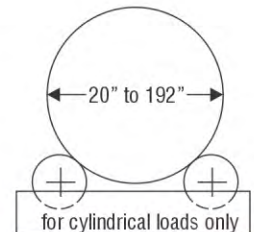
- 10-Ton Capacity (1 Drive / 1 Idler Max. 5-Ton Each)
- 15 Ton Rotating Capacity w/Additional Idler(s)
- 20" to 192" Diameter Capacity
- 0-48 IPM Rotation Speed
- Easily Adjustable Wheel Spacing
- 5" x 13½" Wheels / Polyurethane Over Steel
- 115V Input Power / 15 Amp
- 1 H.P. Motor
- Hand Pendant Control w/25' Cord (24V)
- Weight: 1,320 lb. (1 Drive / 1 Idler)
- 1 Year Warranty



MODEL NO:

TR-20000 • 115V

230V model available (TR-20000-2)



*Note: Additional idler rolls available PROFAX NO: **IR-10000**

MODEL NO:

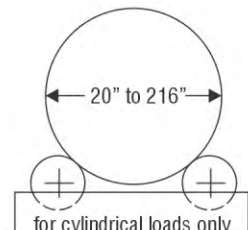
TR-40000 • (440V 3PH)

FEATURES:

- 20-Ton Capacity (1 Drive / 1 Idler Max. 10 Ton Each)
- 30 Ton Rotating Capacity w/Additional Idler(s)
- 20" to 216" Diameter Capacity
- 6 - 64 IPM Rotation Speed
- Easily Adjustable Wheel Spacing
- 6" x 13½" Wheels / Polyurethane Over Steel
- 440V Input Power / 10 Amp
- 2 ea./1 H.P. Motors
- Hand Pendant Control w/25' Cord (24V)
- Weight: 2,315 lb. (1 Drive / 1 Idler)
- 1 Year Warranty



20-Ton Turning Roll Set



*Note: Additional idler rolls available PROFAX NO: **IR-20000**



TURNING ROLLS



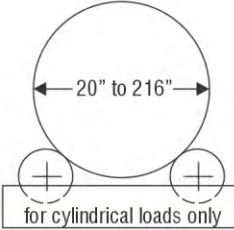
MODEL NO:

TR-60000 • (440V 3PH)

FEATURES:

- 30-Ton Capacity (1 Drive / 1 Idler Max. 15 Ton Each)
- 45 Ton Rotating Capacity w/Additional Idler(s)
- 20" to 216" Diameter Capacity
- 6 - 58 IPM Rotation Speed
- Easily Adjustable Wheel Spacing
- 6" x 13½" Wheels / Polyurethane Over Steel
- 440V Input Power / 10 Amp
- 2 ea./1½ H.P. Motors
- Hand Pendant Control w/25' Cord (24V)
- Weight: 2,340 lb. (1 Drive / 1 Idler)
- 1 Year Warranty

30-Ton Turning Roll Set



*Note: Additional idler rolls available PROFAX NO: **IR-30000**


Turning Rolls

MODEL NO:

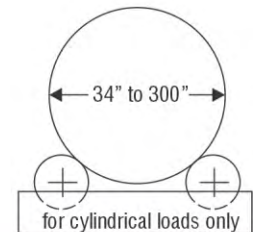
TR-120000 • (440V 3PH)

FEATURES:

- 60-Ton Capacity (1 Drive/1 Idler Max. 30 Ton Each)
- 100 Ton Rotating Capacity w/Additional Idlers
- 34" to 300" Diameter Capacity
- 6 - 60 IPM Rotation Speed
- Easily Adjustable Wheel Spacing
- 20½" x 11¾" Wheels/Polyurathane Pressed on Steel (3 Tires make total width)
- Overload Discs
- 440V Input Power/15 Amp
- 2 ea./2 H.P. Motors
- Hand Pendant Control w/25' Cord (24V)
- Weight: 5,600 lb. (1 Drive/1 Idler)
- 1 Year Warranty



60-Ton Turning Roll Set



*Note: Additional idler rolls available PROFAX NO: **IR-60000**

MODEL NO:

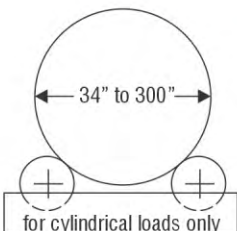
TR-240000 • (440V 3PH)



FEATURES:

- 120-Ton Capacity (1 Drive/1 Idler Max. 60 Ton Each)
- 180 Ton Rotating Capacity w/Additional Idler(s)
- 34" to 300" Diameter Capacity
- 5 - 51 IPM Rotation Speed
- Easily Adjustable Wheel Spacing
- 20½" x 23¾" Wheels/Polyurathane Pressed on Steel (6 Tires make total width)
- Overload Discs
- 440V Input Power/30 Amp
- 2 ea./5.35 H.P. Motors
- Hand Pendant Control w/50' Cord (24V)
- Weight: 6,000 lb. (1 Drive/1 Idler)
- 1 Year Warranty

120-Ton Turning Roll Set



*Note: Additional idler rolls available PROFAX NO: **IR-120000**



MODEL NO:

WTS-44

Adjustable Torch Stand

FEATURES:

GENERAL:

- Manually Adjustable Torch Stand
- Extruded Aluminum Construction
- Lockable Casters Included for easy movement
- Unit Weight: 70 lbs.

MAST:

- Hand Wheel Adjustment (Worm Gear provides Anti-Fall Protection)
- 46" Vertical Travel
- 60" Max. Clearance Under Boom

BOOM:

- Hand Wheel Adjustment
- 46" Horizontal Travel
- 50" of Reach
- Drilled and Tapped Mounting Plate
 - Dual Swivel Adjustable V-Block Mount (Included)
 - Drilled and tapped holes for PROFAX WCS-222 (Optional)
- 25 lb. Maximum Load Capacity



Welding Manipulators

MODEL NO:

WM-44 • (115V)

FEATURES:

- Power Mast:
 - Constant Speed
 - 47½" Vertical Travel,
 - 70½" Clearance Under Boom
- Power Boom:
 - Variable Speed
 - Auto & Manual Settings
 - 50" Horizontal Travel
 - 53" Reach
 - 150 lb. Load Capacity
- Hand Control Pendant w/25' Cord
- Anti-Fall Protection
- Platform Base with Locking Swivel Mechanism
- 115 Volt
- 1 Year Warranty





WELDING MANIPULATORS



MODEL NO:


WM-66-4 (Manual Travel Car)	• (440V 3PH)
WM-66-4-MTC (Motorized Travel Car)	• (440V 3PH)



PROFAX NO.	DESCRIPTION
WM-SA	For NA-5 & other heads
WM-SA-NA3	For NA-3 head

Optional for mounting sub-arc package.

Welding Manipulators



Optional Motorized Travel Car Model No.: **WM-66-4-MTC**

FEATURES:


- Power Mast:
 - Constant Speed
 - 54" Vertical Travel
 - 85" Clearance Under Boom
- Power Boom:
 - Variable Speed
 - Auto & Manual Settings
 - 78" Horizontal Travel
 - 83" Reach
 - 400 lb. Load Capacity
- Hand Control Pendant w/25' Cord
- Anti-Fall Device
- Swivel Base with Locking Mechanism
- Mounting Bracket for Power Source
- Manual Travel Car with:
 - V-Wheels
 - Brake
- 440V 3 Phase
- 1 Year Warranty

MODEL NO:

WM-1010-4 • (440V 3PH)

FEATURES:

- Power Mast:
 - Constant Speed
 - 120" Vertical Travel,
 - 156" Clearance Under Boom
- Power Boom:
 - Variable Speed
 - Auto & Manual Settings
 - 120" Reach
 - 440 lb. Load Capacity
- Motorized Travel Car (standard)
 - V-Wheels 12 - 110 IPM
- Hand Control Pendant w/25' Cord
- Anti-Fall Protection
- Swivel Base with Locking Swivel Mechanism
- Mounting Bracket for Power Source
- Sub Arc Mounting Bracket Included
- 440V 3 Phase



Motorized Travel Car (standard)



Rotational Slides for Torches & Welding Heads




MODEL NO:

WRS-20

Specifications:

- 360 Degree Rotation
- Adjustment: Hand Knob
- Rotation Lock: Thumb Screws
- Torch Diameter: 5/8" - 1-3/8"
(Up to 1-7/8" with Optional WCS-222-5)
- Torch Clamp: V-Block with Angle & Height Adjustments
- Load Capacity: 7 Lbs.
- Easy Mounting (4 Thru Holes)
- Weight: 2 Lbs.



PROFAX NO.	DESCRIPTION
WRS-20	Rotational Slide 7 lb. Capacity


MODEL NO:

WRS-90

Oscillators

Specifications:

- 360 Degree Rotation
- Adjustment: Hand Knob
- Rotation Lock: Hand Knob
- Load Capacity: 88 Lbs.
- Back Mount: 4 x 6mm Thru Holes
- Front Plate: 4 x M6x1.0 Threaded
- Weight: 4.5 Lbs.




PROFAX NO.	DESCRIPTION
WRS-90	Rotational Slide 88 lb. Capacity

MODEL NO:

WRS-140

Specifications:

- 360 Degree Rotation
- Adjustment: Hand Knob
- Rotation Lock: Hand Knob
- Load Capacity: 154 Lbs.
- Back Mount: 4 x 8mm Thru Holes
- Front Plate: 4 x M6x1.25 Threaded
- Weight: 11.2 Lbs.



PROFAX NO.	DESCRIPTION
WRS-140	Rotational Slide 154 lb. Capacity



Torch Adjustment Slide, Welding Slide, and Compound Slides



MODEL NO:

WCS-2 & WCS-222

1-Way & 3-Way Torch Adjustment Slides with Torch Angle Adjustment

WCS-2

Specifications:

- Adjustment: 1-7/8"
- Slide Adjustment: Manual Hand Wheel
- Torch Angle Adjustment: 90 Degree
- Torch Diameter: 5/8" - 1-3/8"
(Up to 1-7/8" w/optional WCS-222-5)
- Torch Clamp: V-Block
- Load Capacity: 10 lbs.
- Easy Mounting: 4 Thru Holes
- Weight: 2 lbs.

WCS-222

Specifications:

- LxWxH Adjustment: 1-7/8" x 1-7/8" x 1-7/8"
- Slide Adjustment: Manual Hand Wheels
- Torch Angle Adjustment: 90 Degree
- Torch Diameter: 5/8" - 1-3/8"
(Up to 1-7/8" w/optional WCS-222-5)
- Torch Clamp: V-Block
- Load Capacity: 10 lbs.
- Easy Mounting: 4 Thru Holes
- Weight: 3.5 lbs.

WCS-2



WCS-222




PROFAX NO.	DESCRIPTION
WCS-2	Single Adjustment Slide
WCS-222	3-Way Adjustment Slide

MODEL NO:

WCS-6AL & WCS-66AL

Aluminum Welding Slide & Compounded Welding Cross Slides

Slides



WCS-6AL



WCS-66AL

Specifications:

- Travel: 5-7/8"
- Slide Adjustment: Manual Hand Wheel
- Load Capacity: 75 lb. @ 4" Center of Gravity
- Aluminum Construction
- Dovetail Slide Design
- 16mm (Approx. 5/8") Dia. Drive Screw
- Length of Slide: 10-3/4"
(Including Handle While Extended 14 1/2")
- Height of Slide: 4-1/2"
- Depth: 1-1/2"
- Easily Compounded: 4 Bolts (Makes WCS-66AL)
- Convenient to Mount: 8 Pre-Drilled Holes
- Weight: 5 lbs. (WCS-66AL: 10 lbs.)

PROFAX NO.	DESCRIPTION
WCS-6AL	Welding Slide 6" Aluminum
WCS-66AL	Compounded Slides 6" x 6" Aluminum

MODEL NO:

WCS-8 & WCS-88

Steel Welding Slide & Compounded Welding Cross Slides

Specifications: (WCS-8)

- Travel: 7-7/8"
- Slide Adjustment: Manual Hand Wheel
- Integrated Slide Lock
- Load Capacity: 200 lb. @ 4" Center of Gravity
- Steel Construction
- 20mm (Approx. 3/4") Dia. Hardened Load Bearing Guide Rods
- 16mm (Approx. 5/8") Dia. Drive Screw
- Length of Slide: 13-1/4" (Including Handle While Extended 18")
- Height of Slide: 4-3/8"
- Depth: 2-3/8"
- Easily Compounded: 4 Bolts (Makes WCS-88)
- Convenient to Mount: 4 Pre-Drilled Holes
- Weight: 21 lbs. (WCS-88: 42 lbs.)



WCS-8

WCS-88

PROFAX NO.	DESCRIPTION
WCS-8	Welding Slide 8" Steel
WCS-88	Compounded Slides 8" x 8" Steel




MODEL NO:

WCS-44M

Specifications:

- Travel: 3-15/16" x 3-15/16"
- Speed: Variable Speed 0-10 i.p.m.
- Control: Joystick Pendant
- Load Capacity: 55 lbs. @ 4" Center of Gravity
- Motors: 24 VDC
- Input Power: 115 VAC
- Dimensions (WxHxD): 11" x 11" x 5"
- Weight of Slides: 30 lbs.
- Weight of Slides & Controls: 42 lbs.
- Back of Slide Mounting: 4 Ea. M8 Thru Holes
- Weld Head Mounting: 4 Ea. M8 - 1.25 Tapped Holes
- Driven Screw: 16mm (Approx. 5/8")
- Load Bearing Guide Rods: 16mm (Approx. 5/8")




PROFAX NO.	DESCRIPTION
WCS-44M	Motorized Welding Cross Slides 4" x 4"

MODEL NO:

WCS-88M

Specifications:

- Travel: 7-7/8" x 7-7/8"
- Speed: Variable 0-8 i.p.m.
- Control: Joystick Pendant
- Load Capacity: 200 lbs. @ 4" Center of Gravity
- Motors: 24 VDC
- Input Power: 115 VAC
- Dimensions (WxHxD): 19-1/4" x 19-1/4" x 6-3/4"
- Weight of Slides: 86 lbs.
- Weight of Slides & Controls: 98 lbs.
- Back of Slide Mount: 4 Ea. M10 Thru Holes
- Weld Head Mounting: 6 Ea. M10 - 1.5 Tapped Holes
- Driven Screw: 1" Dia.
- Load Bearing Guide Rods: 1-1/8"



PROFAX NO.	DESCRIPTION
WCS-88M	Motorized Welding Cross Slides 8" x 8"

Slides

MODEL NO:

WCS-1212M

Specifications:

- Travel: 12" x 12"
- Speed: 0 - 11-1/2 i.p.m.
- Control: Joystick Pendant
- Load Capacity: 550 lbs. @ 4" Center of Gravity
- Motors: 200 Watt Servo
- Input Power: 115 VAC
- Dimensions (WxHxD): 32-1/2" x 32-1/2" x 8-1/2"
- Weight of Slides: 250 lbs. (Approx.)
- Weight of Slides & Controls: 325 lbs. (Approx.)
- Back of Slide Mounting: 8 Ea. M10 Thru Holes
- Welding Head Mounting: 8 Ea. M10 - 1.5 Tapped Holes
- Driven Screw: 1-1/4"
- Load Bearing Guide Rails: 23mm (Approx. 7/8")



PROFAX NO.	DESCRIPTION
WCS-1212M	Motorized Welding Cross Slides 12" x 12"



Oscillator Linear Type and Oscillator Angle Type



MODEL NO:
WO-1S

Welding Oscillator Linear Type



Specifications:

- Operator Friendly Pendant
- Torch Diameters: 5/8" to 1-3/8"
(Up to 1-7/8" w/Optional WCS-222-5)
- Load Capacity: 10 lbs.
- Speed: 0-130 IPM
- Weld Width: 0-1-9/16"
- Centerline Adjustment: +/- 1/4"
- L & R Dwell: 0-2 sec.
- Motor 24V DC/Rack & Pinion Drive
- Input Power: 110 or 220 VAC

Oscillators

PROFAX NO.	DESCRIPTION
WO-1S	Welding Oscillator - Linear

MODEL NO:
WO-1V

Welding Oscillator Angle Type

Specifications:

- Operator Friendly Pendant
- Torch Diameters: 5/8" to 1-3/8"
(Up to 1-7/8" w/Optional WCS-222-5)
- Load Capacity: 10 lbs.
- Speed: 0-50 Cycles/Minute
- Swing Width: +/- 8 deg.
- Centerline Adjustment: +/- 4 deg.
- L & R Dwell: 0-2 sec.
- Motor 24V DC/Worm Drive
- Input Power: 110 or 220 VAC

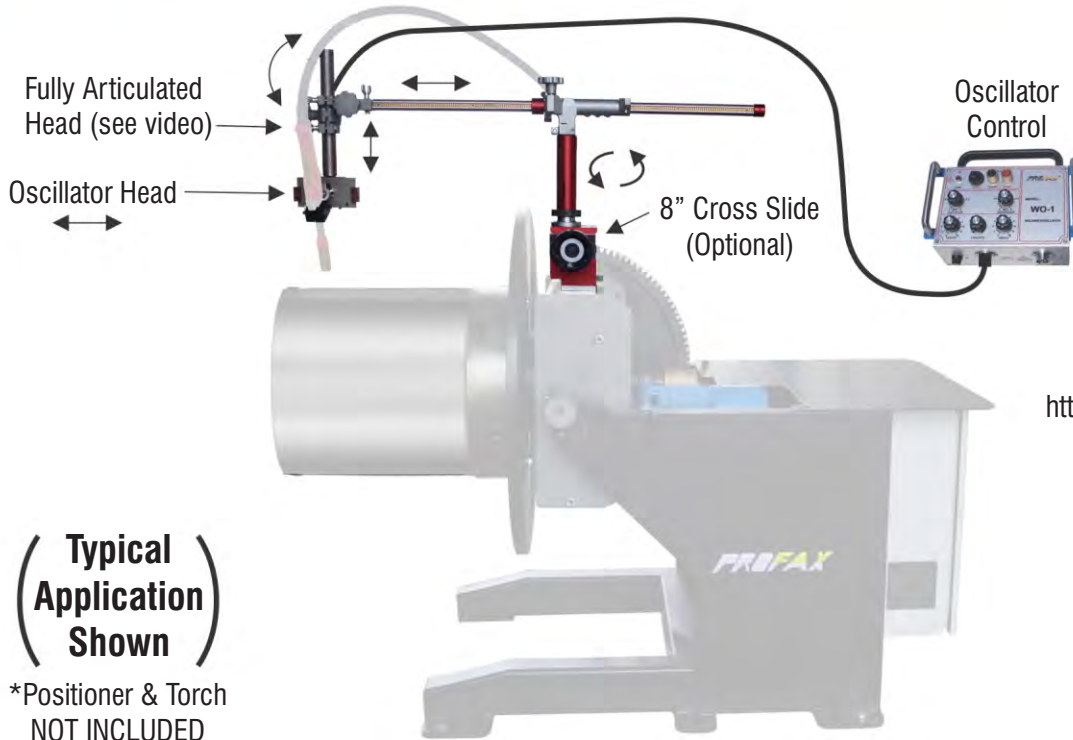


PROFAX NO.	DESCRIPTION
WO-1V	Welding Oscillator - Angle



XR & XRS Oscillator

Extended Reach Welding Oscillator



View demonstration video online at:
<https://youtu.be/zmGSKlONk0A>
 or QR Code




(Typical Application Shown)

*Positioner & Torch NOT INCLUDED

SEE ORDERING OPTIONS BELOW.

Oscillators



PART NO:
XR-Oscillator

- INCLUDED:**
- WO-1S linear oscillator head & control
 - 8" Verticle torch adjustment
 - Dual angle adjustment (X & Y axis)
 - 27" Horizontal adjustment (33" total reach)
 - Swivel base
 - 8" Riser (removable)
 - Pre-drilled base mount



PART NO:
XRS-Kit

- INCLUDED:**
- 8" Manual cross slide (mounts under XR-Oscillator)
 - Mounting plate under slide (pre-drilled mounting holes)
 - Two (2) mounting clamps (for mounting without drilling)



PART NO:
XRS-Oscillator

- INCLUDES:**
- (Includes everything above) XR-Oscillator & XRS-KIT



Replacement Parts Suitable For:

Bernard®

PROFAX

Bernard®

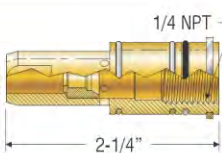
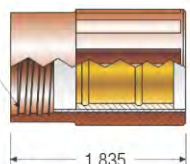
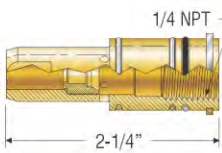

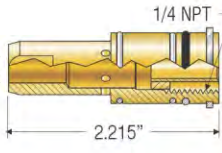


PROFAX NO.	BERNARD®	WIRE SIZE	TIP I.D.		PROFAX NO.	BERNARD®		
PX 1588	1588	.030 (.8mm)	.039	<p>.312 x .300 2" (Used with 4235 and 4635 gas diffuser)</p>	PX 4393	4393	Copper nozzle 5/8" (Used with 4235 & 4335 gas diffuser)	<p>5/8" I.D. 2-3/8"</p>
PX 1589	1589	.035 (.9mm)	.044					
PX 1590	1590	.045 (1.2mm)	.056					
PX 1591	1591	1/16" (1.6mm)	.076					
PX 1592	1592	5/64" (2.0mm)	.093					
PX 1593	1593	3/32" (2.4mm)	.109					
PX 1596	1596	.040 (1.0mm)	.049					
PX 1598	1598	.052 (1.4mm)	.064					
PX 1589L	1589L	.035 (.9mm)	.044	<p>.312 x .300 2-1/4" (Used with 4235 and 4635 gas diffuser)</p>	PX 4394	4394	Tapered copper nozzle 1/2" (Used with 4235 & 4335 gas diffuser)	<p>1/2" I.D. 2-3/8"</p>
PX 1590L	1590L	.045 (1.2mm)	.056					
PX 1591L	1591L	1/16" (1.6mm)	.076					
PX 1598L	1598L	.052 (1.4mm)	.064					
PX 4280	4280	1/16" (1.6mm)	.076	<p>.312 x .300 2" (Used with 4335 gas diffuser)</p>	PX 4491	4491	Brass nozzle 3/4" (Used with 4435 & 4635 gas diffuser)	<p>3/4" I.D. 2-11/16"</p>
PX 4281	4281	.035 (.9mm)	.044					
PX 4282	4282	.045 (1.2mm)	.056					
PX 4283	4283	.052 (1.4mm)	.064					
PX 7488	7488	.030 (.8mm)	.039					
PX 7489	7489	.035 (.9mm)	.044	<p>.312 x .300 1-1/4" (Used with 4335 and 4435 gas diffuser)</p>	PX 4492	Tapered brass nozzle 9/16" (Used w/4435 & 4635 gas diffuser)	<p>9/16" I.D. 2-11/16"</p>	
PX 7490	7490	.045 (1.2mm)	.056					
PX 7491	7491	1/16" (1.6mm)	.076					
PX 7492	7492	5/64" (2.0mm)	.093					
PX 7493	7493	3/32" (2.4mm)	.108					
PX 7496	7496	.040 (1.0mm)	.049					
PX 7497	7497	.023 (.6mm)	.031					
PX 7498	7498	.052 (1.4mm)	.064					
PX 36-63	36-63	Nozzle 5/8" (Used with 36 Insulator)		<p>1-1/8" Thd. 5/8" I.D. 1-1/2"</p>	PX 4592	4592	Copper nozzle 17/32" (500 amp) (Used with 4435 & 4635 gas diffuser)	<p>17/32" I.D. 2-11/16"</p>
PX 36-75	36-75	Nozzle 3/4" (Used with 36 Insulator)		<p>1-1/8" Thd. 3/4" I.D. 1-1/2"</p>				
PX 4295	4295	Tapered brass nozzle 3/8" (Up to 300 amp) (Used w/4335 gas diffuser)		<p>3/8" I.D. 3"</p>	PX 4235	4235	Gas diffuser (Uses 1500 series tips)	<p>1/4 NPT 5/16" I.D. 2-1/16"</p>
PX 4391	4391	Brass nozzle 5/8" (Up to 300 amp) (Used with 4235 & 4335 gas diffuser)		<p>5/8" I.D. 2-3/8"</p>				
PX 4392	4392	Tapered brass nozzle 1/2" (Up to 300 amp) (Used with 4235 & 4335 gas diffuser)		<p>1/2" I.D. 2-3/8"</p>				
PX 4235-35	4235-35	Gas diffuser (Uses 1500 series tips)		<p>1/4 NPT 5/16" I.D. 2-1/16"</p>				
PX 4235-116	4235-116	Gas diffuser (Uses 1500 series tips)		<p>1/4 NPT 5/16" I.D. 2-1/16"</p>	PX 4335	4335	Gas diffuser (Uses 4200 & 7400 series tips)	<p>1/4 NPT 5/16" I.D. 2-1/16"</p>




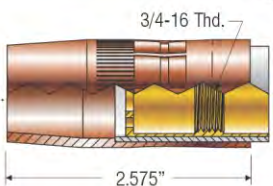

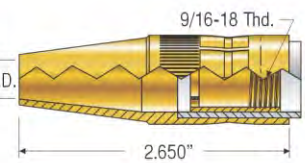
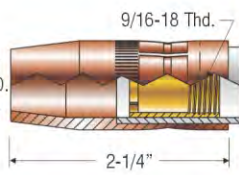
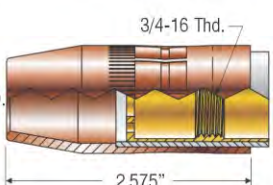
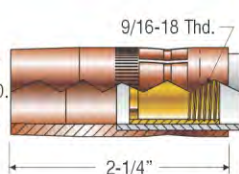
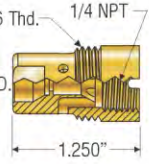
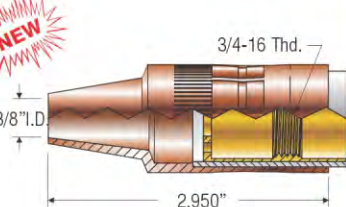
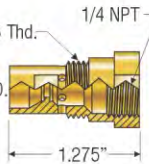
Replacement Parts Suitable For:

Bernard®

PROFAX

PROFAX NO.	BERNARD®		PROFAX NO.	BERNARD®	
PX 4435	4435	Gas diffuser (Uses 7400 series tips) 5/16" I.D. 	PX 36	36	Insulator (Used with 4635 gas diffuser) 
PX 4635	4635	Gas diffuser (Uses 1500 series tips) 5/16" I.D. 	PX 4323R	4323R	Insulator (Used with 4235 & 4335 gas diffusers) 
PX 4635-116	4635-116	Gas diffuser (Uses 1500 series tips) 5/16" I.D. 	PX 4423R	4423R	Insulator (Used with 4435 & 4635 gas diffusers) 
			PX 10012	10012	Insulator 


Bernard®

PROFAX NO.	BERNARD®	WIRE SIZE		PROFAX NO.	BERNARD®	
PX T-030 PX T-035 PX T-045 PX T-052 PX T-062 PX T-078	T-030 T-035 T-045 T-052 T-062 T-078	.030 (.8mm) .035 (.9mm) .045 (1.2mm) .052 (1.4mm) .062 (1.6mm) 5/64" (2.0mm)		PX N-3418C	N-3418C	3/4" Nozzle (Copper) 
PX TT-030 PX TT-035 PX TT-045 PX TT-052	TT-030 TT-035 TT-045 TT-052	.030 (.8mm) .035 (.9mm) .045 (1.2mm) .052 (1.4mm)		PX NST-3818B	NST-3818B	3/8" Nozzle 
PX NS-1218C	NS-1218C	1/2" Nozzle		PX N-5818C	N-5818C	5/8" Nozzle (Copper) 
PX NS-5818C	NS-5818C	5/8" Nozzle		PX D-1	D-1	Gas diffuser 
PX NT-3800C	NT-3800C	3/8" Nozzle (Copper)		PX DS-1	DS-1	Gas diffuser 

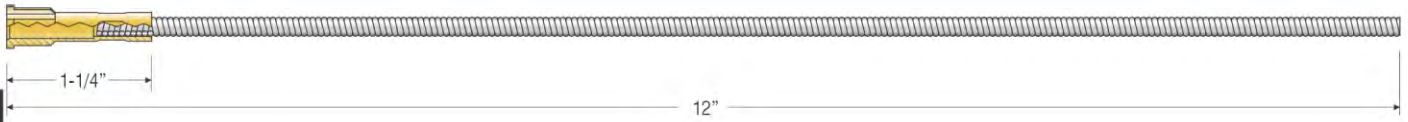
PROFAX is in no way affiliated with BERNARD. The parts advertised for sale are not genuine BERNARD parts, but are parts made for and by PROFAX. References to BERNARD machines, torches, and numbers are for your convenience only. We reserve the right to substitute genuine BERNARD parts in place of PROFAX parts.



Replacement Parts Suitable For:
Bernard®

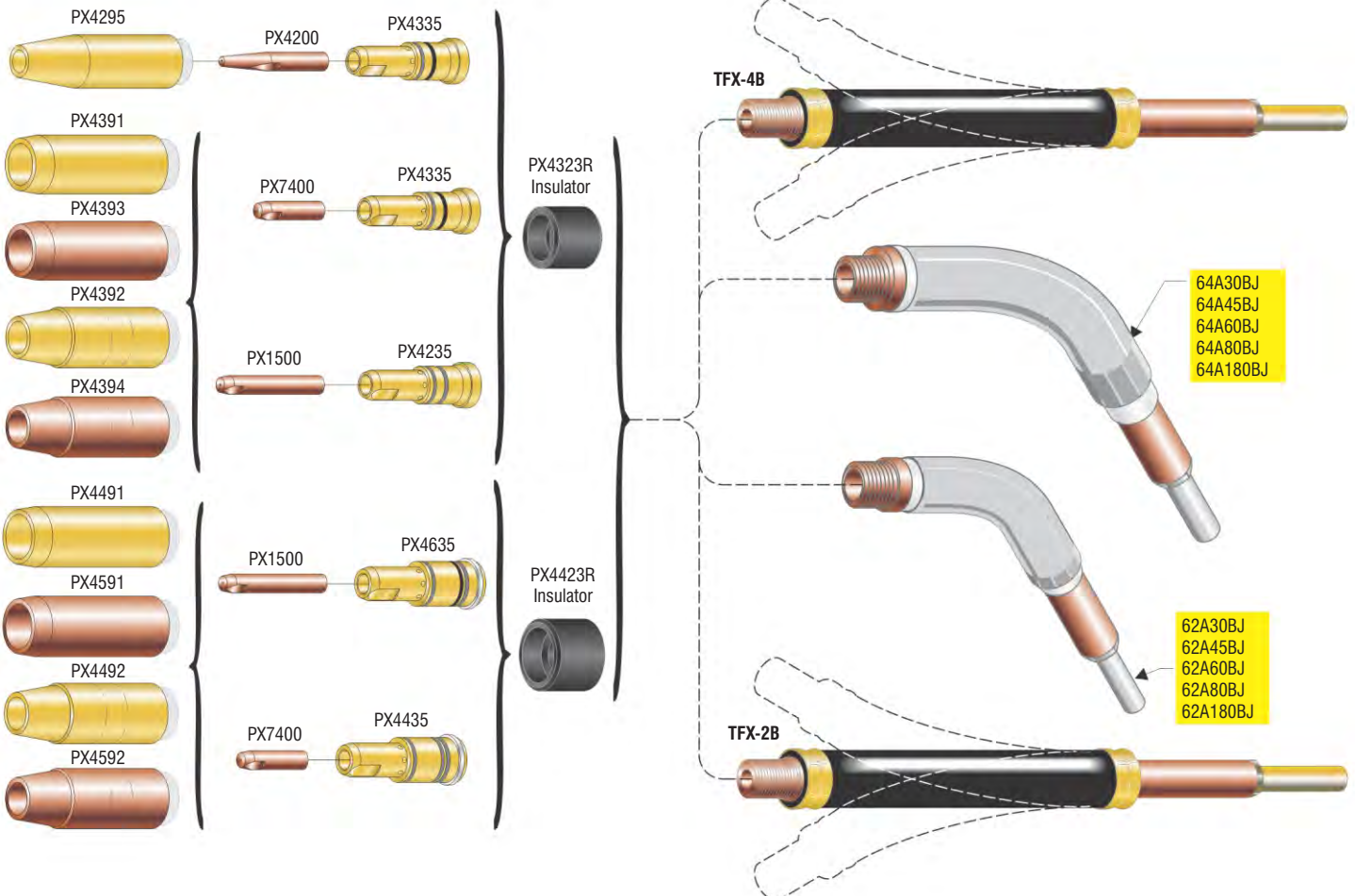


PROFAX NO.	NEW BERNARD®	OLD BERNARD®	DESCRIPTION	I.D.	O.D.
PX L3A-15	L3A-15	44115	15' Wire conduit assembly — used with .035-.045 diameter wire	.072	.180
PX L3B-15	L3B-15	43115	15' Wire conduit assembly — used with .035-.045 diameter wire	.060	.170
PX L4A-15	L4A-15	44215	15' Wire conduit assembly — used with .045-.062 diameter wire	.078	.187
PX L4B-15	L4B-15	43215	15' Wire conduit assembly — used with .045-.062 diameter wire	.078	.170
PX L6A-15	L6A-15	44315	15' Wire conduit assembly — used with 5/64" diameter wire	.105	.215
PX L7A-15	L7A-15	45415	15' Wire conduit assembly — used with 3/32" diameter wire	.125	.235
PX L3A-25	L3A-25	44125	25' Wire conduit assembly — used with .035-.045 diameter wire	.072	.180
PX L4A-25	L4A-25	44225	25' Wire conduit assembly — used with .045-.062 diameter wire	.078	.187
PX L6A-25	L6A-25	44325	25' Wire conduit assembly — used with 5/64" diameter wire	.105	.215



PROFAX NO.	BERNARD®	DESCRIPTION	I.D.	O.D.
PX QJL-3545	QJL-3545	12" Jump liner conduit assembly - used with .035-.045 diameter wire	.078	.187
PX QJL-116	QJL-116	12" Jump liner conduit assembly - used with 1/16" diameter wire	.078	.187

Adapt your PROFAX® Style MIG Guns to accept Bernard® Front End Parts

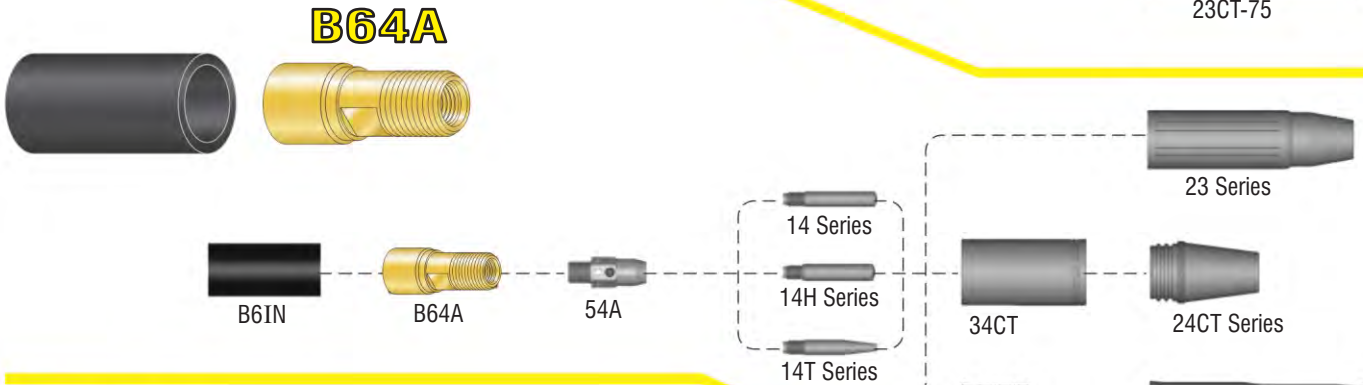
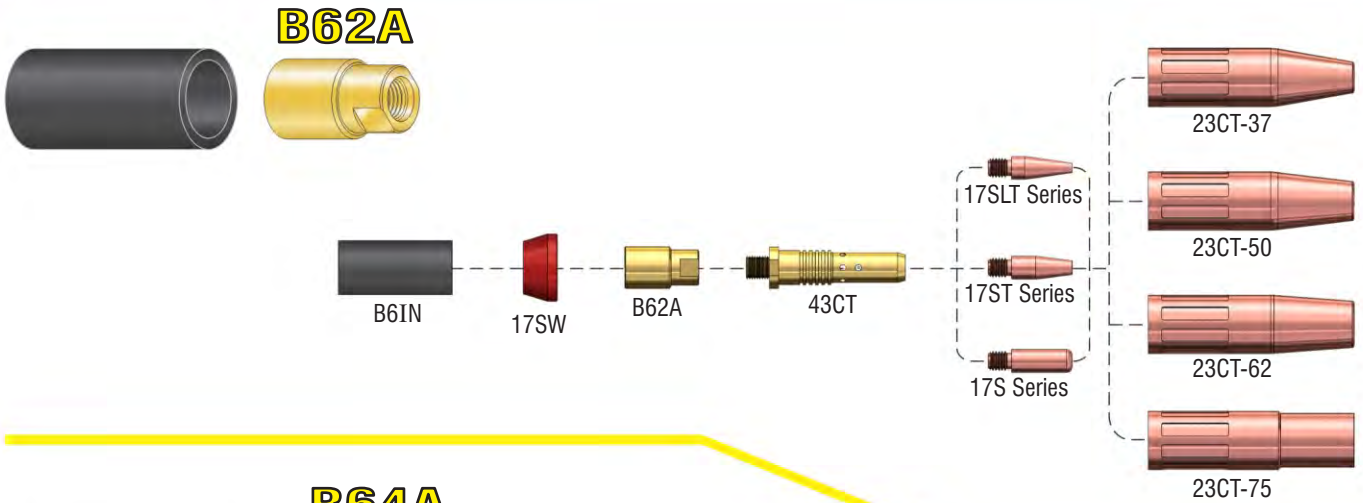




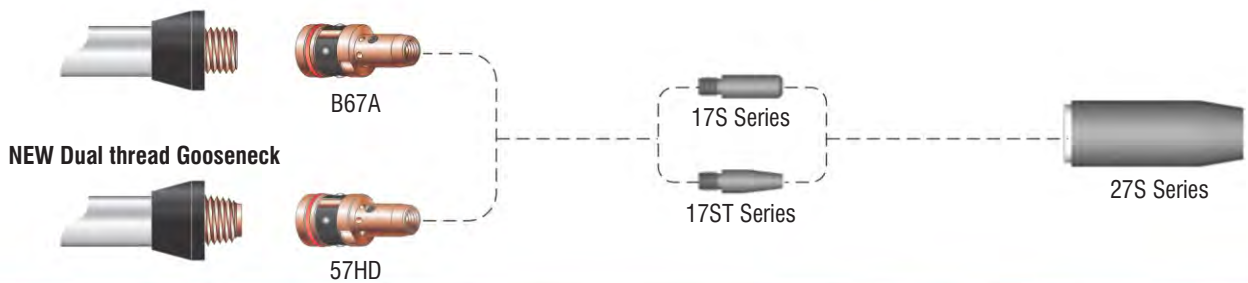
Replacement Parts Suitable For:
Bernard®



Adapters designed for converting BERNARD® guns to use standard PROFAX front end parts.



OLD STYLE single thread Goosenecks


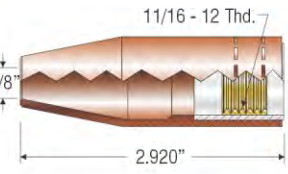
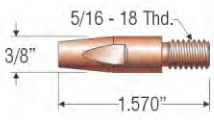
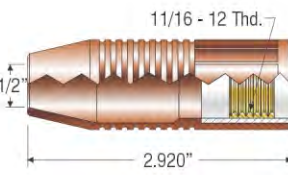
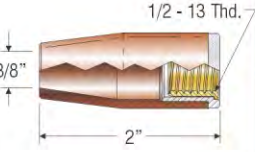
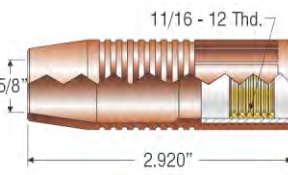
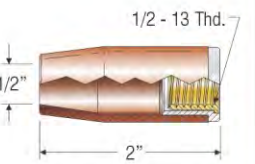
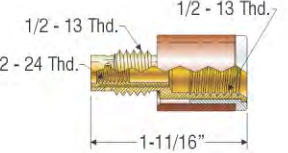
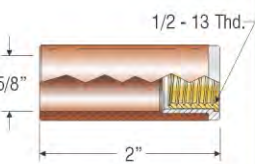
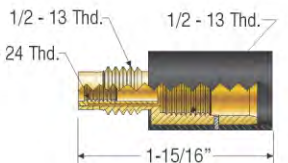
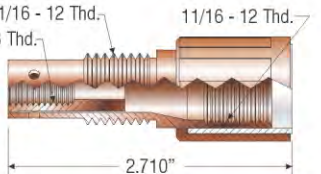


Replacement Parts Suitable For:
Bortech®

PROFAX NO.	BORTECH®	DESCRIPTION	TIP I.D.	PROFAX NO.	BORTECH®	DESCRIPTION	TIP I.D.
PX 10038	10038	.045-3/64"	.054	PX 10248	10248	1/16"	.073
PX 10227	10227	.045-3/64"	.054	PX 10251	10251	1/16"	.073

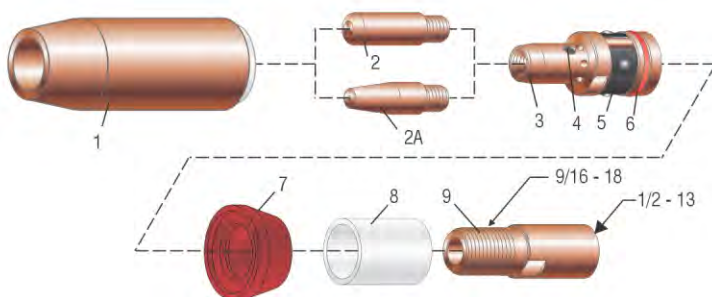
PROFAX is in no way affiliated with BERNARD and BORTECH. The parts advertised for sale are not genuine BERNARD and BORTECH parts, but are parts made for and by PROFAX. References to BERNARD and BORTECH machines, torches, and numbers are for your convenience only.



PROFAX NO.	COBRAMATIC®	DESCRIPTION	TIP I.D.		PROFAX NO.	COBRAMATIC®	DESCRIPTION
PX 621-0001 PX 621-0003 PX 621-0327	621-0001 621-0003 621-0327	.035 .045-3/64" .045-3/64"	.044 .060 .053		PX 621-0248	621-0248	Gas cup #6 (3/8") 
PX 621-0390 PX 621-0391 PX 621-0392 PX 621-0393 PX 621-0394	621-0390 621-0391 621-0392 621-0393 621-0394	.030 .035 .047 .045-.052 1/16"	.040 .044 .054 .060 .075		PX 621-0249	621-0249	Gas cup #8 (1/2") 
PX 001-0137	001-0137	Gas cup #6 (3/8")			PX 621-0250	621-0250	Gas cup #10 (5/8") 
PX 001-0138	001-0138	Gas cup #8 (1/2")			PX 621-0017	621-0017	Tip extension 
PX 001-0139	001-0139	Gas cup #10 (5/8")			PX 003-0566	003-0566	Tip extension 
					PX 621-0424	621-0424	Tip extension 

Cobramatic Heavy Duty Consumables

To convert a Cobra gun to use PROFAX Heavy Duty front end parts.



PARTS LIST

ITEM NO.	PROFAX NO.	DESCRIPTION
1.	27 series	Nozzles (see pg. 70)
2.	17 series	Tip (see pg. 70)
2a.	17ST series	Tip (see pg. 70)
3.	57HD	Gas diffuser
4.	44C	Screw
5.	240	Retaining ring
6.	260	O-ring
7.	17SW	Shock washer
8.	169715-IN	Insulator
9.	621-57HD	Adapter



PROFAX NO.	COBRAMATIC®	DESCRIPTION
PX 511-0016	511-0016	Knurled drive roll (Cobra)
PX 511-0101	511-0101	Knurled drive roll (Python)
PX 511-0001	511-0001	Idler roll (Cobra & Python)



1/4 - 28 L.H.



1/4 - 28 L.H.



CONDUIT (COBRA SX, MX, MAX, PYTHON, PRINCE XL) NEW STYLE



PROFAX NO.	COBRAMATIC®	DESCRIPTION
PX 615-0601-15	615-0601-15	15', .030-1/16"
PX 615-0601-25	615-0601-25	25', .030-1/16"

CONDUIT



PROFAX NO.	COBRAMATIC®	DESCRIPTION
PX 615-0620-15	615-0620-15	15', .030-1/16"
PX 615-0620-25	615-0620-25	25', .030-1/16"

CONTROL CABLE ASSEMBLY (PYTHON)



PROFAX NO.	COBRAMATIC®	DESCRIPTION
PX 005-0269	005-0269	25' control cable assembly, 7 pin

LINERS



White Teflon Liner

Green Teflon Liner

PROFAX NO.	COBRAMATIC®	DESCRIPTION	WIRE TYPE	GUN MODEL
PX 615-0337	615-0337	White teflon 7.35"	All	Python
PX 615-0058	615-0058	Green teflon 6.75"	Aluminum	Cobra w/Tip Extension
PX 931-0135	931-0135	Green teflon - package of 5 pcs. 7.50" long to be cut to length		
PX 931-0137	931-0137	White teflon - package of 5 pcs. 9.50" long to be cut to length		

POWER CABLE (COBRA SYS III, PYTHON, PRINCE XL)



PROFAX NO.	COBRAMATIC®	DESCRIPTION
PX 001-2528	001-2528	25' power cable


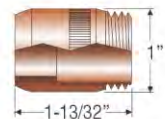

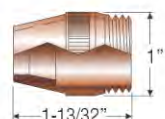
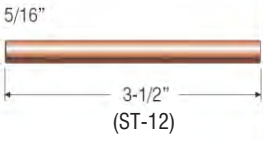
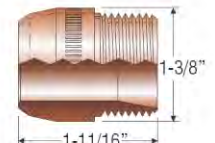

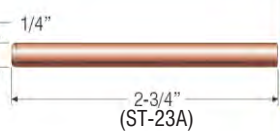
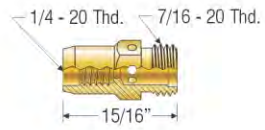

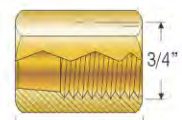

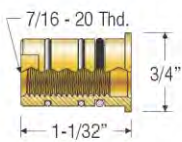
Cobramatic®



Replacement Parts Suitable For:

ESAB®

PROFAX

PROFAX NO.	ESAB®	WIRE SIZE	TIP I.D.		PROFAX NO.	ESAB®	DESCRIPTION	
PX 19N45 PX 19N47 PX 19N48 PX 19N49 PX 19N764	19N45 19N47 19N48 19N49 19N764	1/16" 3/32" 1/8" 5/32" 7/64"	.078 .108 .140 .171 .125		PX 598721	598721	Nozzle 5/8"	 (ST-16 & ST-21)
PX 2360-1926 PX 2360-1928 PX 2360-1929	2360-1926 2360-1928 2360-1929	1/16" 3/32" 1/8"	.073 .109 .140	 (AM50A & AM60A)	PX 598739	598739	Nozzle 1/2"	 (ST-16 & ST-21)
PX 61N37 PX 61N39 PX 61N40	61N37 61N39 61N40	.045 1/16" 1/16"	.057 .071 .081	 (ST-12)	PX 61N26	61N26	Nozzle	 (ST-12)
PX 632793 PX 632795 PX 632797	632793 632795 632797	.035 .045 1/16"	.044 .060 .078	 (ST-16, ST-21, and MT-450W)				
PX 633110	633110	1/16"	.081	 (ST-23A)	PX 17983	17983	Tip adapter for use with 999452 (Used on MT-200, MT-200CC, MT-400 & MT-400CC.)	
PX 20543 PX 20544 PX 996995 PX 996999 PX 2075349 PX 996997	20543 20544 996995 996999 2075349 996997	.023 hard .030 hard .035 hard .045-3/64" hard .052 hard 1/16" hard	.031 .038 .044 .054 .064 .073	 (MT-150, ST-23A, MT-200 & MT-400)	PX 19N43	19N43	Tip nut (UWM-8/SWM-9) (Used with 28V38 busbar, straight nozzle assy., 28V25 busbar & curved nozzle assy.)	
PX 996994 PX 996996 PX 996998	996994 996996 996998	.030 hard .035 hard .045-3/64" hard	.038 .044 .054	 (MT-150, ST-23A, MT-200 & MT-400)	PX 999452	999452	Nozzle adapter (Used on MT-200, MT-200CC, MT-400 & MT-400CC.)	

PROFAX is in no way affiliated with ESAB. The parts advertised for sale are not genuine ESAB parts, but are parts made for and by PROFAX. References to ESAB machines, torches, and numbers are for your convenience only. We reserve the right to substitute genuine ESAB parts in place of PROFAX parts.



Replacement Parts Suitable For:

ESAB®

PROFAX

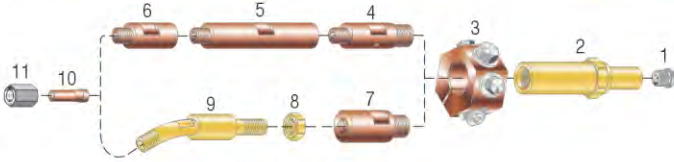


(Used with MT-200, MT-200CC, MT-400, MT-400CC and MIG 41A)

Notes:
15' wire conduit assy. (16'-2" o.a.)

PROFAX NO.	ESAB®	DESCRIPTION	I.D.	O.D.
PX 2075238	2075238	15' wire conduit assembly - used with .035-.045 diameter wire	.070	.185
PX 2075240	2075240	15' wire conduit assembly - used with .052-1/16" diameter wire	.094	.185

SUB ARC PRODUCTS




(EH-1, EH-2, EH-10, EH-11 & UMA2 Welding Heads)

NO.	PROFAX NO.	ESAB®	DESCRIPTION
1.	PX 28N31	28N31	Busbar wire guide
2.	PX 29N20	29N20	Busbar adapter
3.	PX 29N19	29N19	Busbar
4.	PX 29N21	29N21	Busbar converting nozzle
5.	PX 41W30	41W30	5" busbar extension
6.	PX 41W98	41W98	2" busbar extension
7.	PX 29N22	29N22	2" adapter extension
8.	PX 63140229	63140229	Jam nut 5/8 - 11
9.	PX 19V50	19V50	Curved nozzle assembly 1/16"
	PX 19V51	19V51	Curved nozzle assembly 3/16"
	PX 19V52	19V52	Curved nozzle assembly 3/32"-5/32"
10.	PX 19N*	19N*	19N series contact tips *(see page 222)
11.	PX 999398	999398	Tip nut



(Used on ST-23A)

PROFAX NO.	ESAB®	DESCRIPTION
PX 18316	18316	Control cable 30'



(Used on ST-23A)

PROFAX NO.	ESAB®	DESCRIPTION
PX 636476	636476	Power cable 30'

REMOTE FINGER TIP CONTROL



PROFAX NO.	ESAB®	DESCRIPTION
PX TC-2B	TC-2B	Finger tip control w/27' cord and 14 pin plug.
PX TC-2B-52	TC-2B-52	Finger tip control w/52' cord and 14 pin plug.

Direct connects to Miniarc 90i, Miniarc 140i, Heliarc 160i, Heliarc 161 AC/DC, Heliarc 252 AC/DC, and Heliarc 352 AC/DC

PROFAX is in no way affiliated with ESAB. The parts advertised for sale are not genuine ESAB parts, but are parts made for and by PROFAX. References to ESAB machines, torches, and numbers are for your convenience only. We reserve the right to substitute genuine ESAB parts in place of PROFAX parts.

CROSSOVER LIST FOR DRIVE ROLLS



FOR USE WITH THE:
Dip Pak 250, Mig 2E, Mig 4HD, Migmaster 250, Migmaster 251, Migmaster 300i, MobileMaster 2 and Aristo
Note: DRIVE ROLLS MUST BE ORDERED BY PROFAX PART NUMBER.

For ESAB (L- TEC)		Wire Sizes		PROFAX		Wire Sizes	
Type	Part No.	Groove 1	Groove 2	USE - Part No.	Groove 1	Groove 2	
"V" Hard Wires	21155	.023	& .030	order - 9054	.024	& .030	
	21156	.035	& .045	order - 9055	.035	& .035	
"U" Aluminum Wires	21158	.035	& .045	1 opt. - 9056	.045	& .045	
				order - 9060	.030	& .035	
	21159	364	& 116	order - 9061	.035	& 364	
"VK" (Knurled) Cored Wires	21160	.030	& .035	1 opt. - 9062	.040	& .045	
	21161	.045	& .052/116	order - 9063	.045	& 116	
Pressure Rolls	2361 2369	2 Flat Knurled		order - 9057	.030/.035	& .030/.035	
	2361 2397	Flat Smooth		order - 9058	.045	& .045	
				order - 9059	.052/116	& .052/116	
				order - 9053	2 Flat Knurled		
				order - 9052	Flat Smooth		

¹ Optional
² Flat Knurled pressure rolls are used with knurled grooved rolls when extra wire drive is required.
Two roll drive systems require 1 lower grooved roll and 1 flat upper pressure roll.
Four roll drive systems require 2 lower grooved rolls and 2 flat upper pressure rolls.

DRIVE ROLLS

Serrated "V" groove for cored wires



For use with: MIG 35/Digi MIG/Digi Pulse/EH-10A/EH-11

PROFAX NO.	ESAB®	DESCRIPTION
PX 600218	600218R	.052 serrated feed roll
PX 600219	600219R	1/16" serrated feed roll

REMOTE FOOT CONTROL

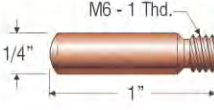
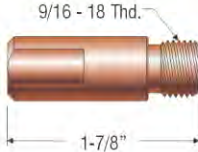




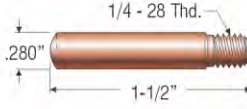



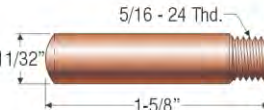

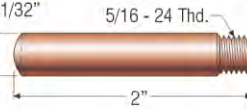
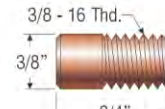



Operates contactor and controls output.

PROFAX NO.	ESAB®	DESCRIPTION
EFC-14	FC-5B EHD	Heavy Duty Foot control w/25' cord and 14 pin plug.

Direct connects to Miniarc 90i, Miniarc 140i, Heliarc 160i, Heliarc 161 AC/DC, Heliarc 252 AC/DC, and Heliarc 352 AC/DC



PROFAX NO.	LINCOLN®	WIRE SIZE	TIP I.D.		PROFAX NO.	LINCOLN®	WIRE SIZE	TIP I.D.	
11-23 11-30 11-35 11-45	KP11-25 KP11-30 KP11-35 KP11-45	.023 .030 .035 .045	.031 .038 .044 .054		S10125-1/16 S10125-5/64 S10125-3/32 S10125-7/64 S10125-1/8 S10125-5/32 S10125-3/16 S10125-7/32	KP1962-3B1 KP1962-1B1 KP1962-4B1 KP1962-2B1 KP1962-5B1	1/16" 5/64" 3/32" 7/64" 1/8" 5/32" 3/16" 7/32"	.073 .093 .110 .125 .140 .171 .203 .234	
11T23 11T30 11T35 11T45	KP11T25 KP11T30 KP11T35 KP11T45	.023 .030 .035 .045	.031 .038 .044 .054		S10125XL-1/16 S10125XL-5/64 S10125XL-3/32 S10125XL-7/64 S10125XL-1/8 S10125XL-5/32 S10125XL-3/16		1/16" 5/64" 3/32" 7/64" 1/8" 5/32" 3/16"	.073 .093 .110 .125 .140 .171 .203	
14-23 14-30 14-35 14-40 14-45 14-52 14-116 14-564 14A364	KP14-25 KP14-30 KP14-35 KP14-40 KP14-45 KP14-52 KP14-116 KP14-564 KP14A-364	.023 .030 .035 .040 .045 .052 1/16" 5/64" 3/64"	.031 .038 .044 .048 .054 .064 .073 .090 .059		S18697-44 S18697-45 S18697-46 S18697-52	KP2010-3B1 KP2010-4B1 KP2010-5B1 KP2010-7B1	.030 .035 3/64" .023	.040 .047 .064 .031	
14H30 14H35 14H40 14H45 14H52 14H116 14H564 14AH364 14AH116	KP14H-30 KP14H-35 KP14H-40 KP14H-45 KP14H-52 KP14H-116 KP14H-564 KP14AH-364 KP14AH-116	.030 .035 .040 .045 .052 1/16" 5/64" 3/64" 1/16"	.038 .044 .049 .054 .064 .073 .090 .059 .078		S23978-1 S23978-2 S23978-3 S23978-29	KP2072-5B1 KP2072-10B1 KP2072-12B1 KP2072-11B1	.035 .045-3/64" 1/16" .030	.044 .060 .073 .040	
14T23 14T30 14T35 14T40 14T45 14T52 14T116	KP14T-25 KP14T-30 KP14T-35 KP14T-40 KP14T-45 KP14T-52 KP14T-116	.023 .030 .035 .040 .045 .052 1/16"	.031 .038 .044 .047 .054 .064 .073		S8087-045 S8087-1/16 S8087-5/64 S8087-3/32 S8087-7/64 S8087-1/8 S8087-5/32	KP2082-2B1 KP2082-1B1	.045 1/16" 5/64" 3/32" 7/64" 1/8" 5/32"	.054 .073 .093 .109 .125 .140 .171	
15HFC35 15HFC45 15HFC52 15HFC116 15HFC564 15HFC332 15HFC764 15HFC18 15AHFC364 15AHFC116	KP15HFC-35 KP15HFC-45 KP15HFC-52 KP15HFC-116 KP15HFC-564 KP15HFC-332 KP15HFC-764 KP15HFC-18 KP15AHFC-364 KP15AHFC-116	.035 .045 .052 1/16" 5/64" 3/32" 7/64" 1/8" 3/64" 1/16"	.044 .054 .064 .073 .090 .106 .120 .140 .059 .078		T12011-045 T12011-1/16 T12011-068 T12011-5/64 T12011-3/32 T12011-7/64	KP2086-2B1 KP2086-1B1 KP2086-4B1 KP2086-3B1	.045 1/16" .068 5/64" 3/32" 7/64"	.054 .078 .083 .093 .108 .125	
15H35 15H45 15H52 15H116 15H564 15H332 15H764 15H18 15AH364 15AH116	KP15H-35 KP15H-45 KP15H-52 KP15H-116 KP15H-564 KP15H-332 KP15H-764 KP15H-18 KP15AH-364 KP15AH-116	.035 .045 .052 1/16" 5/64" 3/32" 7/64" 1/8" 3/64" 1/16"	.044 .054 .064 .073 .090 .106 .120 .140 .059 .078		T12236-045 T12236-1/16 T12236-068 T12236-072 T12236-5/64 T12236-3/32 T12236-7/64 T12236-120 T12236-1/8	KP2088-3B1 KP2088-2B1 KP2088-4B1 KP2088-1B1	.045 1/16" .068 .072 5/64" 3/32" 7/64" .120 1/8"	.054 .078 .083 .087 .093 .109 .125 .136 .140	
16S-30 16S-35 16S-45 16S-52 16S-116 16S-564 16S-332	KP16S-30 KP16S-35 KP16S-45 KP16S-52 KP16S-116 KP16S-564 KP16S-332	.030 .035 .045 .052 1/16" 5/64" 3/32"	.040 .044 .054 .064 .073 .093 .109						

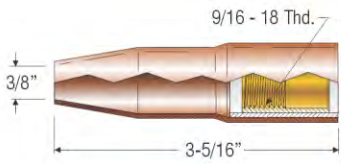
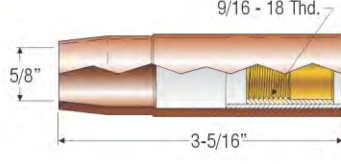
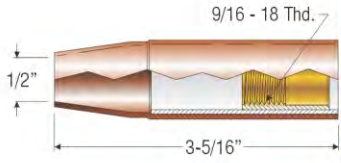
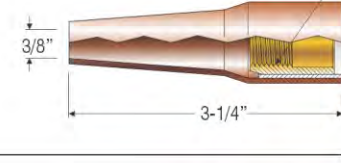
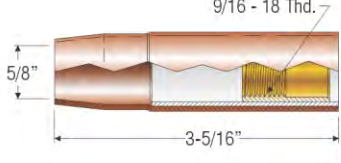

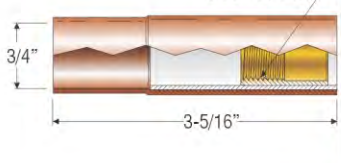
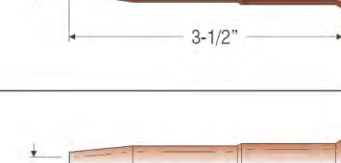
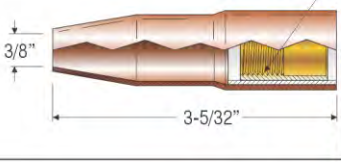
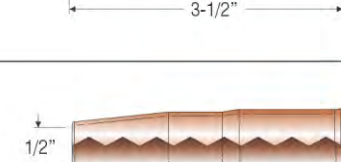
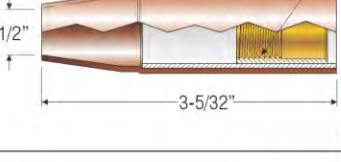
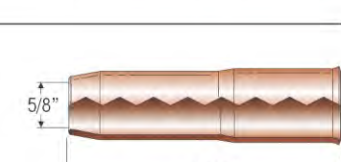
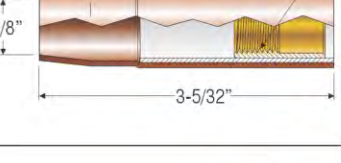
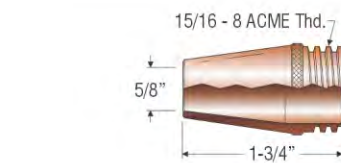
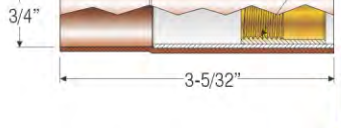
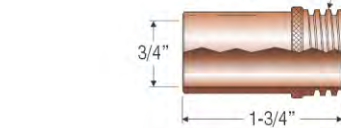
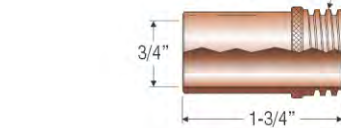


PROFAX NO.	LINCOLN®	WIRE SIZE	TIP I.D.		PROFAX NO.	LINCOLN®	WIRE SIZE	TIP I.D.	
T14050-035 T14050-045 T14050-052 T14050-1/16 T14050-072 T14050-5/64 T14050-3/32 T14050-7/64 T14050-1/8	KP2100-2B1 KP2100-1B1 KP2100-4B1 KP2100-3B1	.035 .045 .052 1/16" .068-.072 5/64" 3/32" 7/64" 1/8"	.044 .054 .063 .078 .087 .093 .108 .125 .138		S10125-1/16 S10125-5/64 S10125-3/32 S10125-7/64 S10125-1/8 S10125-5/32 S10125-3/16 S10125-7/32	KP3162-3B1 KP3162-1B1 KP3162-4B1 KP3162-2B1 KP3162-5B1	1/16" 5/64" 3/32" 7/64" 1/8" 5/32" 3/16" 7/32"	.073 .093 .110 .125 .140 .171 .203 .234	
T14050-2-035 T14050-2-045 T14050-2-052 T14050-2-1/16 T14050-2-068 T14050-2-5/64 T14050-2-3/32 T14050-2-7/64 T14050-2-1/8		.035 .045 .052 1/16" .068-.072 5/64" 3/32" 7/64" 1/8"	.044 .054 .063 .078 .087 .093 .108 .125 .138		21-50	KP21-50	Nozzle 1/2"		
T14050-2.75-035 T14050-2.75-045 T14050-2.75-052 T14050-2.75-1/16 T14050-2.75-068 T14050-2.75-5/64 T14050-2.75-3/32 T14050-2.75-7/64 T14050-2.75-1/8		.035 .045 .052 1/16" .068-.072 5/64" 3/32" 7/64" 1/8"	.044 .054 .063 .078 .087 .093 .108 .125 .138		21-62	KP21-62	Nozzle 5/8"		
T14050-3-035 T14050-3-045 T14050-3-052 T14050-3-1/16 T14050-3-068 T14050-3-5/64 T14050-3-3/32 T14050-3-7/64 T14050-3-1/8		.035 .045 .052 1/16" .068-.072 5/64" 3/32" 7/64" 1/8"	.044 .054 .063 .078 .087 .093 .108 .125 .138		21-50F	KP21-50F	Nozzle 1/2"		
T14157-1/16 T14157-072 T14157-5/64 T14157-3/32 T14157-7/64 T14157-120 T14157-1/8	KP2103-2B1 KP2103-1B1 KP2103-5B1 KP2103-4B1 KP2103-6B1 KP2103-3B1 KP2103-3B1	1/16" .068-.072 5/64" 3/32" 7/64" 1/20 1/8"	.078 .087 .093 .109 .125 .140 .140		21T37	KP21T-37	Tapered nozzle		
KP2217-1B1 KP2217-2B1 KP2217-4B1 KP2217-5B1	KP2217-1B1 KP2217-2B1 KP2217-4B1 KP2217-5B1	.030 .035 3/64" 1/16"	.040 .044 .060 .075		22-37	KP22-37	Nozzle 3/8"		
KP2744-035 KP2744-045 KP2744-052 KP2744-116	KP2744-035 KP2744-045 KP2744-052 KP2744-116	.035 .045 .052 1/16"	.044 .054 .063 .073		22-50	KP22-50	Nozzle 1/2"		
KP2744-035T KP2744-045T KP2744-052T KP2744-116T	KP2744-035T KP2744-045T KP2744-052T KP2744-116T	.035 .045 .052 1/16"	.044 .054 .063 .073		22-50	KP22-50	Nozzle 1/2"		
KP2745-035 KP2745-040 KP2745-045 KP2745-052 KP2745-116 KP2745-072 KP2745-564 KP2745-332 KP2745-764 KP2745-18	KP2745-035 KP2745-040 KP2745-045 KP2745-052 KP2745-116 KP2745-072 KP2745-564 KP2745-332 KP2745-764 KP2745-18	.035 .040 .045 .052 1/16" .068-.072 5/64" 3/32" 7/64" 1/8"	.044 .049 .054 .064 .073 .087 .093 .109 .125 .140		22-62	KP22-62	Nozzle 5/8"		

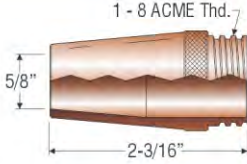
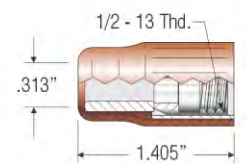
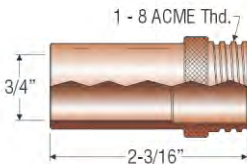
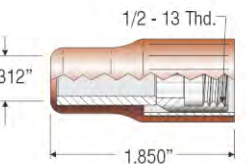
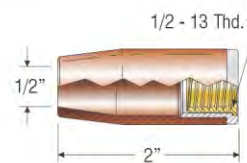
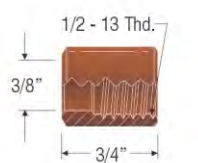
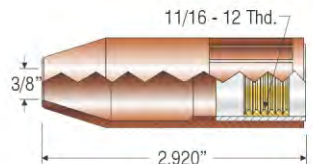
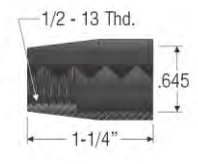
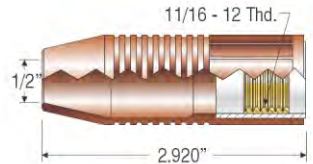
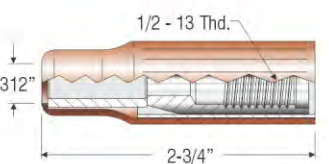
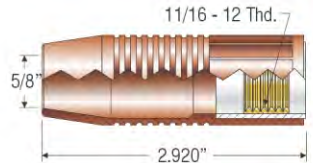
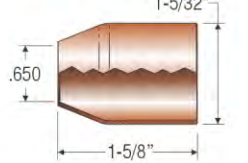
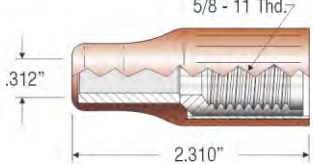
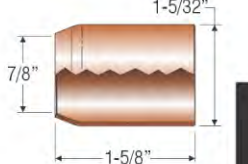
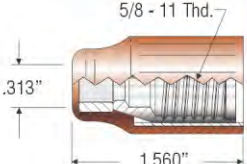
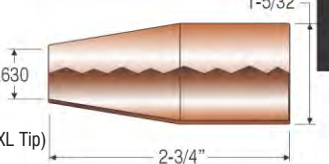
PROFAX is in no way affiliated with LINCOLN ELECTRIC. The parts advertised for sale are not genuine LINCOLN ELECTRIC parts, but are parts made for and by PROFAX. References to LINCOLN ELECTRIC machines, torches, and numbers are for your convenience only. We reserve the right to substitute genuine LINCOLN ELECTRIC parts in place of PROFAX parts.





PROFAX NO.	LINCOLN®		PROFAX NO.	LINCOLN®	
23-37	KP23-37	Fixed nozzle 	23H62	KP23H-62	Heavy duty nozzle 5/8" 
23-50	KP23-50	Fixed nozzle 	23T37	KP23T-37	Tapered nozzle 
23-62	KP23-62	Fixed nozzle 	23-62FAS		Spot welding nozzle 5/8" 
23-75	KP23-75	Fixed nozzle 	24A50	KP24A-50	Adjustable nozzle 1/2" 
23-37F	KP23-37F	Fixed nozzle 	24A62	KP24A-62	Adjustable nozzle 5/8" 
23-50F	KP23-50F	Fixed nozzle 	24A50SS	KP24A-50SS	Adjustable nozzle 1/2" 
23-62F	KP23-62F	Fixed nozzle 	24A62SS	KP24A-62SS	Adjustable nozzle 5/8" 
23-75F	KP23-75F	Fixed nozzle 	24CT62S	KP24CT-62S	Nozzle 5/8" 
			24CT75S	KP24CT-75S	Nozzle 3/4" 

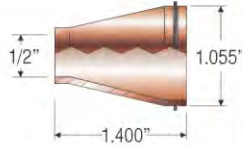
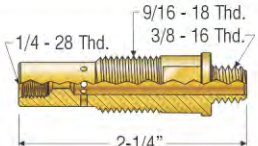
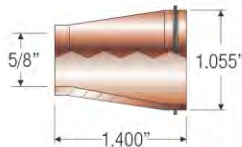
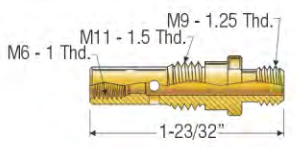
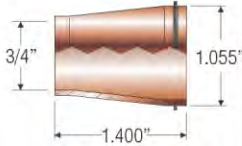
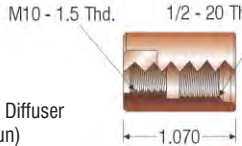
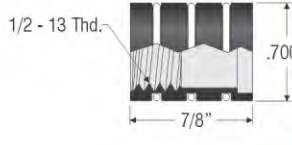
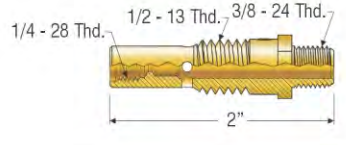
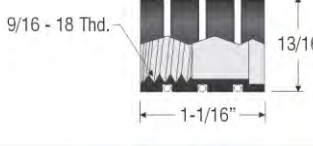
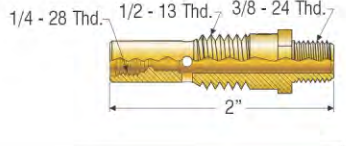
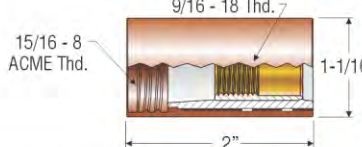
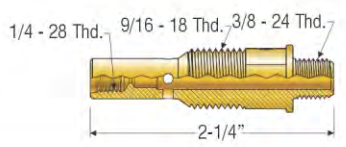
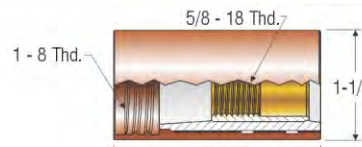
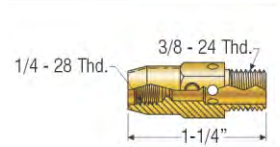
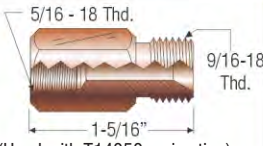

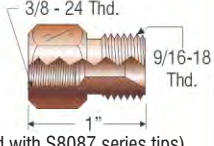
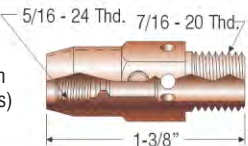
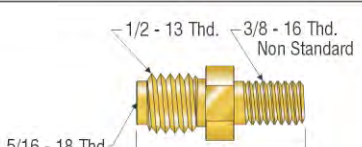



PROFAX NO.	LINCOLN®		PROFAX NO.	LINCOLN®			
25CT-62	KP25CT-62	Nozzle 5/8"		S15900	KP1987-1	Insulated nozzle 1 1/4" stickout (Used on K126)	
25CT-75	KP25CT-75	Nozzle 3/4"		S17217-1	KP1995-1	Insulated nozzle 2" stickout (Used on K126)	
S23978-4	KP2072-27	Gas cup 1/2" (Used with Prince XL)		T12313	KP2089-1	Thread protector (Used on K126)	
KP2213-1	KP2213-1	Gas cup 3/8"		KP2907-1	KP2907-1	Thread protector (Used on K126)	
KP2214-1	KP2214-1	Gas cup 1/2"		T12315	KP2090-1	Insulated nozzle 2-3/4" stickout (Used on K126)	
KP2215-1	KP2215-1	Gas cup 5/8"		T10575	KP2085-1	Flux nozzle (Used on K231)	
S12691-1	KP1965-1	Insulated nozzle 2-3/4" stickout (Used on K115)		T10575-875		Flux nozzle (Used on K231) (Special 7/8" I.D.)	
S13358	KP1971-1	Insulated nozzle (Used on K115)		T10575XL		Flux nozzle long (Used on K231) (Used with S10125XL Tip)	

PROFAX is in no way affiliated with LINCOLN ELECTRIC. The parts advertised for sale are not genuine LINCOLN ELECTRIC parts, but are parts made for and by PROFAX. References to LINCOLN ELECTRIC machines, torches, and numbers are for your convenience only. We reserve the right to substitute genuine LINCOLN ELECTRIC parts in place of PROFAX parts.



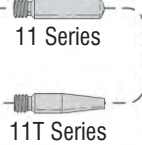


PROFAX NO.	LINCOLN®		PROFAX NO.	LINCOLN®	
11-550	KP1968-1	Nozzle 1/2"	S18697-47	KP2010-6	Gas diffuser (Used with Spool Gun)
					
11-562	KP1968-5	Nozzle 5/8"	35-50	KP35-50	Gas diffuser
					
11-575	KP1968-4	Nozzle 3/4"	L51-ADPT	L51-ADPT	Diffuser Adapter (For using a 51 Gas Diffuser on Lincoln® gun)
					
32	KP32	Insulator	52	KP52	Gas diffuser
					
34A	KP34A	Insulator	52-23	KP52-23	Gas diffuser
					
34CT	KP34CT	Insulator	52FN	KP52FN	Gas diffuser
					
35CT	KP35CT	Insulator	54A	KP54A	Gas diffuser
					
S13921	KP1992-1	Contact tip adapter (Used with T14050 series tips)	55	KP55	Gas diffuser (Use on #5 gun - used with 45N-116, 45-564 conduits)
					
S8087-TA	S8087-TA	Contact tip adapter (Used with S8087 series tips)	55H	KP55H	Gas Diffuser (Use on #5 Gun - used with 45H-332, 45H-764 conduits)
					
KP2908-1	KP2908-1	Tip holder	55SW	KP55SW	Gas Diffuser (Use on #5 Gun - used with 45-3545, 45-116 conduits)
					



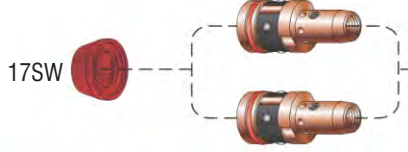
Adapters designed for converting LINCOLN® MAGNUM® PRO guns to PROFAX front end parts.

35-50LN (for Lincoln® Magnum® Pro 100L gun)



21 Series

L55HD (for guns using 42 series liners)



27S Series

L56HD (for guns using 44 series liners)

GOOSENECKS FOR K126-11 AND K126-12



3/8 - 16 Thd.
Non Standard

3/8 - 16 Thd.
Non Standard

Special length and bend jacketed goosenecks available upon request.

PROFAX NO.	LINCOLN®	DESCRIPTION
KP2906-30R	KP2906-30R	30° jacketed gooseneck 6" w/reverse bend
KP2906-30	KP2906-30	30° jacketed gooseneck 6" w/o reverse bend



3/8 - 16 Thd.
Non Standard

3/8 - 16 Thd.
Non Standard

PROFAX NO.	LINCOLN®	DESCRIPTION
KP2906-62R	KP2906-62R	62° jacketed gooseneck 6" w/reverse bend
KP2927-62R	KP2927-62R	62° braided gooseneck 6" w/reverse bend



3/8 - 16 Thd.
Non Standard


PROFAX NO.	LINCOLN®	DESCRIPTION
KP2906-62	KP2906-62	62° jacketed gooseneck 6" w/o reverse bend



3/8 - 16 Thd.
Non Standard

3/8 - 16 Thd.
Non Standard

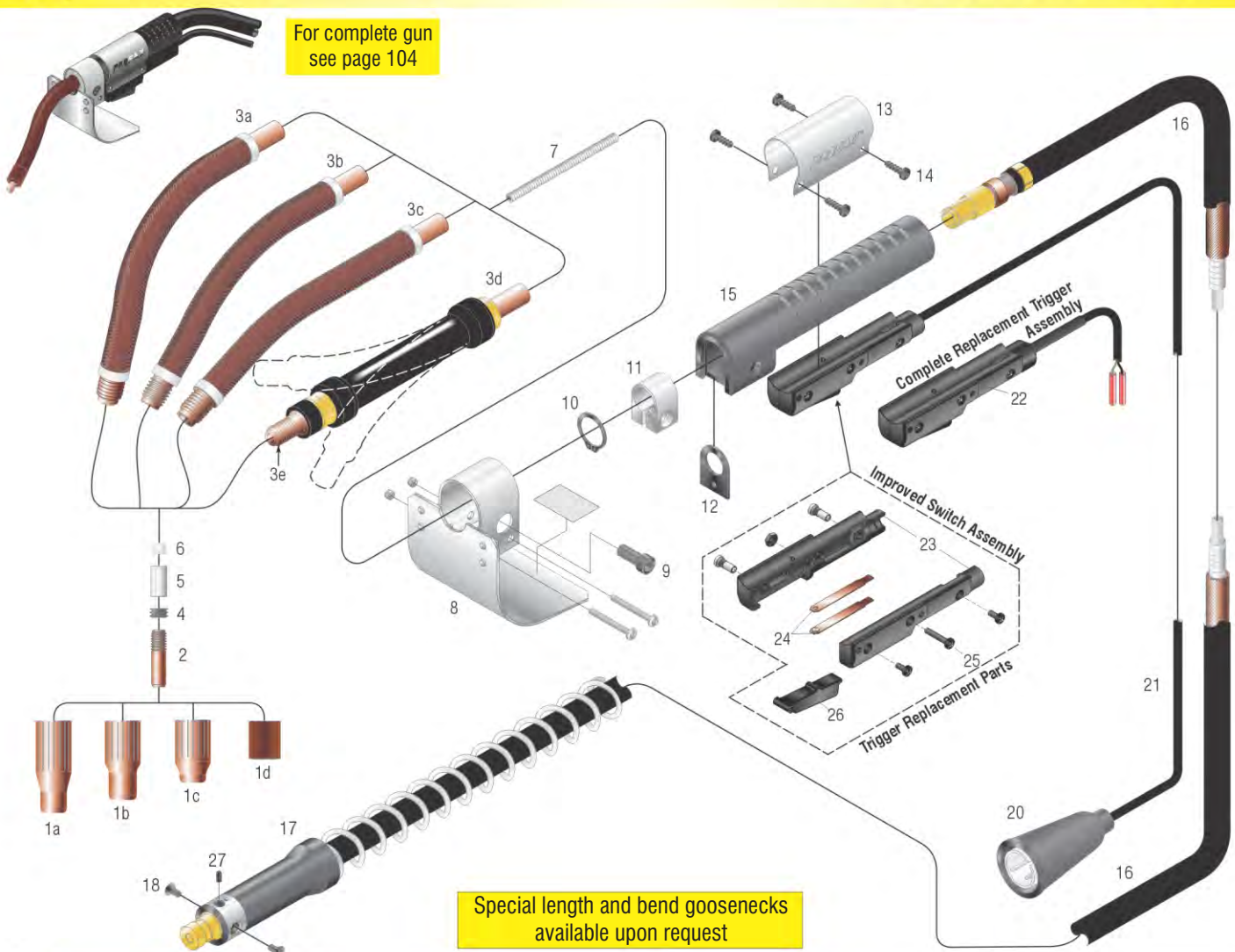
PROFAX NO.	LINCOLN®	DESCRIPTION
KP2906-30R-L	KP2906-30R-L	30° jacketed gooseneck 12" w/reverse bend
KP2927-30R-L	KP2927-30R-L	30° braided gooseneck 12" w/reverse bend



3/8 - 16 Thd.
Non Standard

3/8 - 16 Thd.
Non Standard

PROFAX NO.	LINCOLN®	DESCRIPTION
KP2906-30-L	KP2906-30-L	30° jacketed gooseneck 12" w/o reverse bend
KP3267-1	KP3267-1	30° braided gooseneck 12" w/o reverse bend

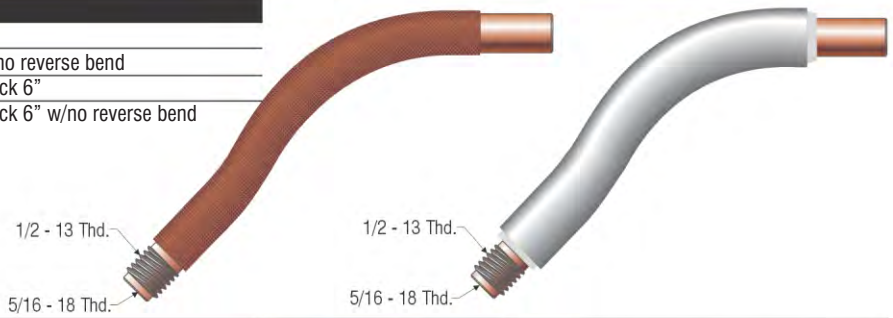


NO.	PROFAX NO.	LINCOLN®	DESCRIPTION	NO.	PROFAX NO.	LINCOLN®	DESCRIPTION
1A	T12315	KP2090-1	Insulated nozzle 2-3/4" stickout	8	S13037	S13037	Heat shield assembly
1B	S17217-1	KP1995-1	Insulated nozzle 2" stickout	9	T14438	T14438	Socket head cap screw
1C	S15900	KP1987-1	Insulated nozzle 1 1/4" stickout	10	S9776-7	S9776-7	Retaining ring
1D	T12313	KP2089-1	Thread protector	11	S15921-2	S15921-2	Clamp
2	T14050-035		Contact tip .035	12	T12027	T12027	Spatter shield
	T14050-045		Contact tip .045	13	S15922-1	S15922-1	Switch housing clamp
	T14050-052		Contact tip .052	14	126SS		Screw for switch housing clamp (4 req'd)
	T14050-1/16	KP2100-2B1	Contact tip 1/16"	15	M10102-1	M10102-1	Handle
	T14050-072	KP2100-1B1	Contact tip .068-.072	16	L6250-2	L6250-2	Cable assembly 10'
	T14050-5/64	KP2100-4B1	Contact tip 5/64"		L6250-1	L6250-1	Cable assembly 15'
	T14050-3/32	KP2100-3B1	Contact tip 3/32"				INCLUDES
3A	M11476	KP1909-1	50° gooseneck 6" (standard)	17	15-531	M14050-1	Insulator sleeve w/spring
	M11476J		50° jacketed gooseneck	18	18-881	18-881	Flat head screw #8-32 x 3/8" (2 req'd)
	M14188	KP1920-1	90° gooseneck 6"	20	S19757	S19757	Trigger Plug
	M14188J		90° jacketed gooseneck 6"	21	16-910	M12462-10	Switch assembly 10' (New Style)
3B	M13304-6	KP1914-2	30° gooseneck 6"		16-915	M12462-15	Switch assembly 15' (New Style)
	M13304-6J		30° jacketed gooseneck	22	16-500		Complete trigger assembly (New Style)
	M13304-12	KP1914-1	30° gooseneck (XL 12")	23	16-501		Trigger housing (both halves) (New Style)
	M13304-12J		30° jacketed gooseneck	24	16-502		Contact set (New Style)
	M13304-12-50		50° gooseneck (XL 12")	25	16-503		Screw set (6 pieces) (New Style)
	M13304-12-50J		50° jacketed gooseneck	26	16-504		Trigger (New Style)
3C	M14188-5		Straight gooseneck w/5° bend	27	18-628	18-628	Socket head screw #8-32 x 7/16"
3D	LFX-1260		Flexible gooseneck for extreme heat				
3E	LFA-1		Adapter (replaceable)				
			INCLUDES				
4	T12932-1	T12932-1	Locking screw 5/16"-18				
5	T12977-1	T12977-1	Steel insert				
6	T12576-2	KP2094-2	Ceramic insert				
7	T12931-4	KP2095-4	Gooseneck liner (standard)				
	T12931-19	T12931-19	Gooseneck liner (XL 30°)				
	T12931-26	KP2095-26	Gooseneck liner (XL 50°)				



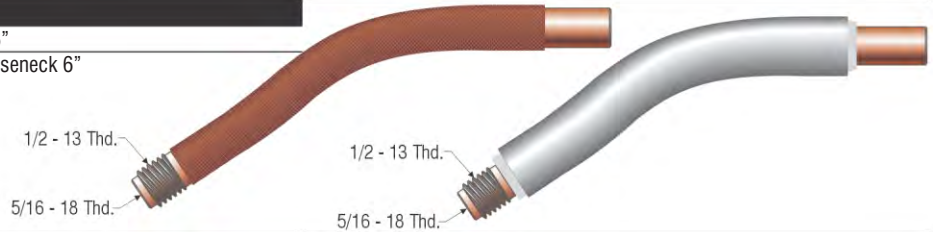
PROFAX NO.	LINCOLN®	DESCRIPTION
M11476	KP1909-1	50° gooseneck 6"
13-304SB	KP2455-1	50° gooseneck 6" w/no reverse bend
M11476J		50° jacketed gooseneck 6"
13-304SBJ		50° jacketed gooseneck 6" w/no reverse bend

Used on K126 and K264



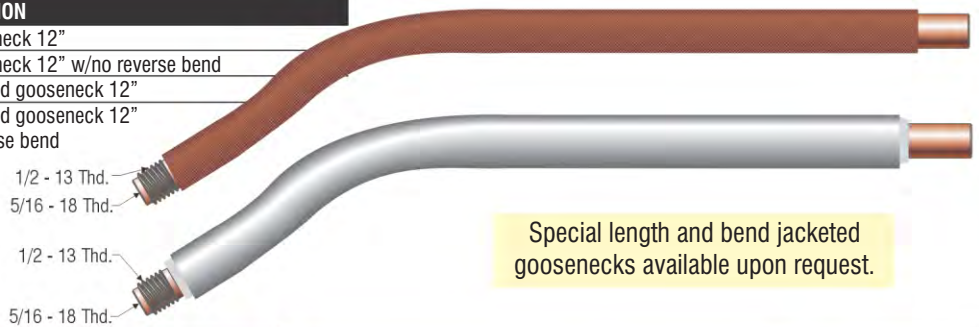
PROFAX NO.	LINCOLN®	DESCRIPTION
M13304-6	KP1914-2	30° gooseneck 6"
M13304-6J		30° jacketed gooseneck 6"

Used on K126 and K264



PROFAX NO.	LINCOLN®	DESCRIPTION
M13304-12	KP1914-1	30° gooseneck 12"
13-306SB	KP2456-1	30° gooseneck 12" w/no reverse bend
M13304-12J	KP2927-30R-L	30° jacketed gooseneck 12"
13-306SBJ		30° jacketed gooseneck 12" w/no reverse bend


Used on K126 and K264



Special length and bend jacketed goosenecks available upon request.

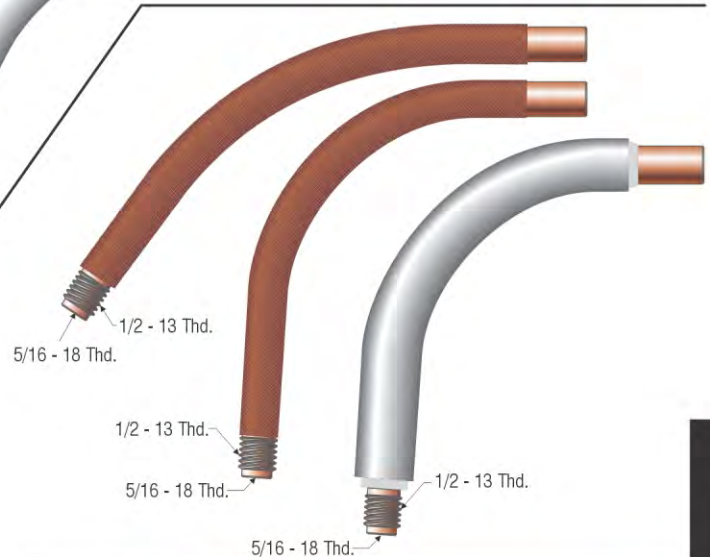
PROFAX NO.	LINCOLN®	DESCRIPTION
M13304-12-50		50° gooseneck 12"
M13304-12-50J		50° jacketed gooseneck 12"

Used on K126 and K264




PROFAX NO.	LINCOLN®	DESCRIPTION
KP2454-1	KP2454-1	62° gooseneck 7-1/2" w/no reverse bend
M14188	KP1920-1	90° gooseneck 6"
M14188J		90° jacketed gooseneck 6"

Used on K126 and K264



PROFAX NO.	LINCOLN®	DESCRIPTION
M14188-5		5° gooseneck 6"
M14188-5J		5° jacketed gooseneck 6"

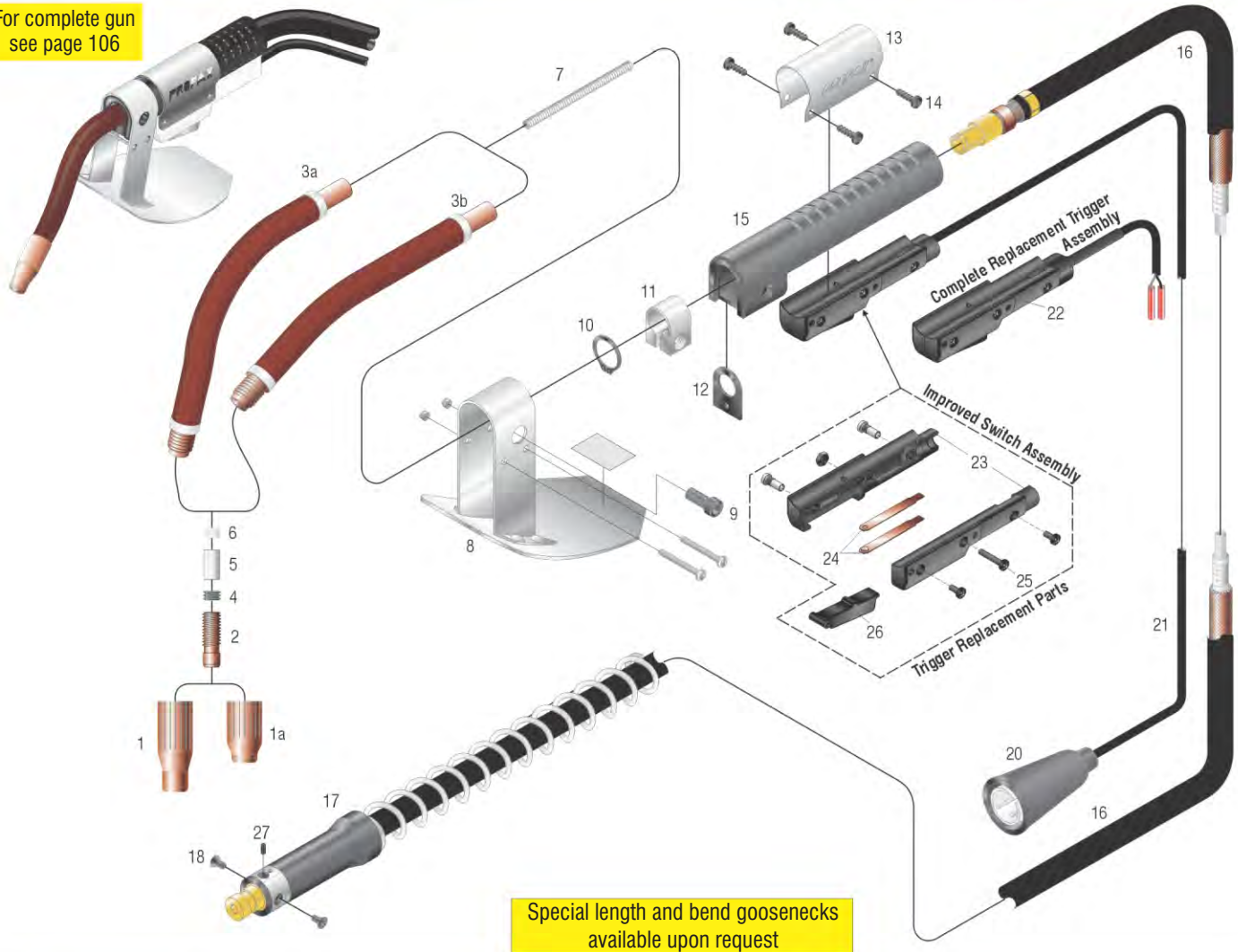
Used on K126 and K264



PROFAX is in no way affiliated with LINCOLN ELECTRIC. The parts advertised for sale are not genuine LINCOLN ELECTRIC parts, but are parts made for and by PROFAX. References to LINCOLN ELECTRIC machines, torches, and numbers are for your convenience only. We reserve the right to substitute genuine LINCOLN ELECTRIC parts in place of PROFAX parts.



For complete gun
see page 106



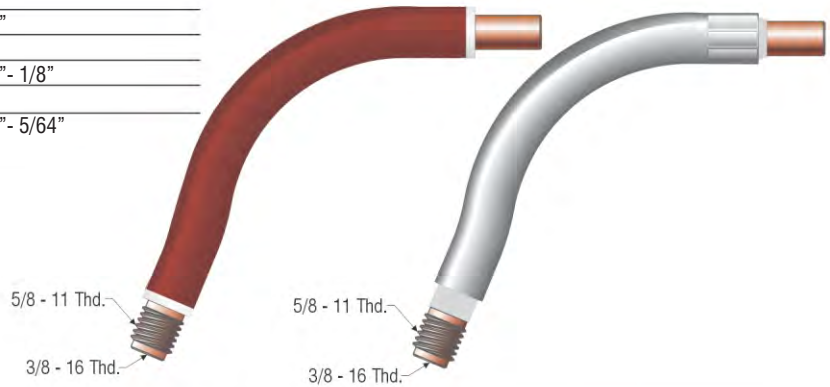
Special length and bend goosenecks
available upon request

NO.	PROFAX NO.	LINCOLN®	DESCRIPTION	NO.	PROFAX NO.	LINCOLN®	DESCRIPTION	
1	S12691-1	KP1965-1	Insulated nozzle 2-3/4" stickout	8	S12880	S12880	Heat shield assembly	
1A	S13358	KP1971-1	Insulated nozzle 2" stickout	9	T14438	T14438	Socket head cap screw	
2	T14157-1/16	KP2103-2B1	Contact tip 1/16"	10	S9776-7	S9776-7	Retaining ring	
	T14157-068		Contact tip .068	11	S15921-2	S15921-2	Clamp	
	T14157-072	KP2103-1B1	Contact tip .072	12	T12027	T12027	Spatter shield	
	T14157-5/64	KP2103-5B1	Contact tip 5/64"	13	S15922-1	S15922-1	Switch housing clamp	
	T14157-3/32	KP2103-4B1	Contact tip 3/32"	14	126SS		Screw for switch housing clamp (4 req'd)	
	T14157-7/64	KP2103-6B1	Contact tip 7/64"	15	M10102-1	M10102-1	Handle	
	T14157-120	KP2103-3B1	Contact tip .120	16	L5728-10	L5728-10	Cable assembly 10'	
T14157-1/8	KP2103-3B1	Contact tip 1/8"		L5728-5	L5728-5	Cable assembly 15'		
3A	M11474-3/32	KP1907-2	82° gooseneck 3/32"	17	15-531	M14048	Insulator sleeve w/spring	
	M11474-3/32J		82° jacketed gooseneck 3/32"		18-881	18-881	Flat head screw #8-32 x 3/8" (2 req'd)	
	M11474-120	KP1907-1	82° gooseneck 7/64"-1/8"		20	S19757	S19757	Trigger plug
	M11474-120J		82° jacketed gooseneck 7/64"-1/8"		21	16-910	M12462-10	Switch assembly 10' (New Style)
M14027-82-5/64	KP1919-2	82° gooseneck 1/16"-5/64"		16-915	M12462-15	Switch assembly 15' (New Style)		
3B	M11510-3/32	KP1910-2	45° gooseneck 3/32"	22	16-500		Complete trigger assembly (New Style)	
	M11510-3/32J		45° jacketed gooseneck 3/32"	23	16-501		Trigger housing (both halves) (New Style)	
	M11510-120	KP1910-1	45° gooseneck 7/64"-1/8"	24	16-502		Contact set (New Style)	
	M11510-120J		45° jacketed gooseneck 7/64"-1/8"	25	16-503		Screw set (6 pieces) (New Style)	
	M14027-45-5/64	KP1919-1	45° gooseneck 1/16"-5/64"	26	16-504		Trigger (New Style)	
	13-443-14		5° gooseneck 14" 3/32"-1/8"	27	18-628	18-628	Socket head screw #8-32 x 7/16"	
13-443-25		25° gooseneck 3/32"-1/8"						
			INCLUDES					
4	T12932-2	T12932-2	Locking screw 3/8"-16					
5	T12977-2	T12977-2	Steel insert					
6	T12576-3	KP2094-3	Ceramic insert .120					
	T12576-1	KP2094-1	Ceramic insert 3/32"					
7	T12931-5	T12931-5	Replacement gooseneck liner 3/32"					
	T12931-7	KP2095-6	Gooseneck liner 7/64"-1/8"					
	T12931-32	KP2095-13	Gooseneck liner 1/16"-5/64"					



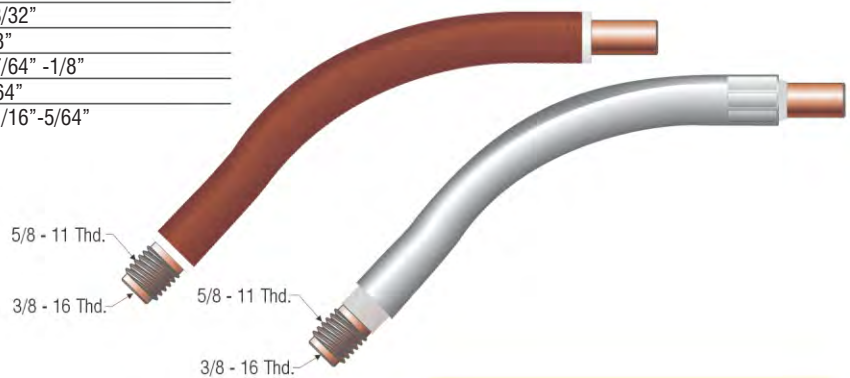
PROFAX NO.	LINCOLN®	DESCRIPTION
M11474-3/32	KP1907-2	82° gooseneck 3/32"
M11474-3/32J		82° jacketed gooseneck 3/32"
M11474-120	KP1907-1	82° gooseneck 7/64" - 1/8"
M11474-120J		82° jacketed gooseneck 7/64" - 1/8"
M14027-82-5/64	KP1919-2	82° gooseneck 1/16" - 5/64"
M14027-82-5/64J		82° jacketed gooseneck 1/16" - 5/64"

Used on K115



PROFAX NO.	LINCOLN®	DESCRIPTION
M11510-3/32	KP1910-2	45° gooseneck 3/32"
M11510-3/32J		45° jacketed gooseneck 3/32"
M11510-120	KP1910-1	45° gooseneck 7/64" - 1/8"
M11510-120J		45° jacketed gooseneck 7/64" - 1/8"
M14027-45-5/64	KP1919-1	45° gooseneck 1/16" - 5/64"
M14027-45-5/64J		45° jacketed gooseneck 1/16" - 5/64"


Used on K115



PROFAX NO.	LINCOLN®	DESCRIPTION
13-443-14		5° gooseneck 14" 3/32" - 1/8"
13-443-14J		5° jacketed gooseneck 14" 3/32" - 1/8"

Special length and bend jacketed goosenecks available upon request.

Used on K115



PROFAX NO.	LINCOLN®	DESCRIPTION
13-443-25		25° gooseneck 3/32" - 1/8"
13-443-25J		25° jacketed gooseneck 3/32" - 1/8"

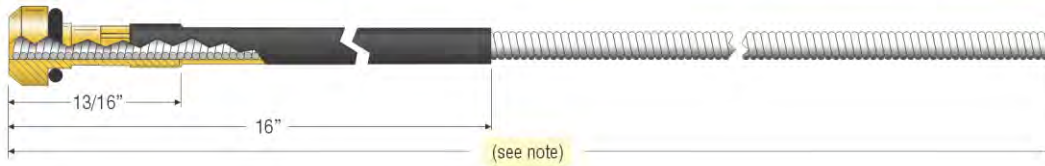
Used on K115



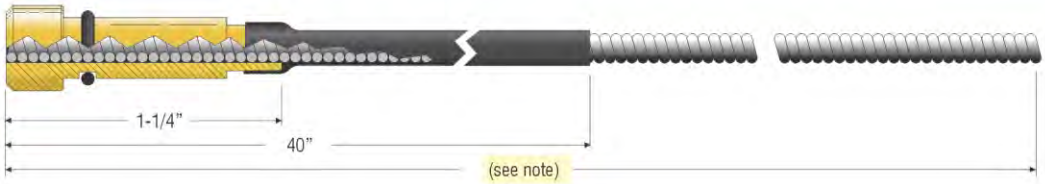


Replacement Parts Suitable For:
Lincoln Electric®

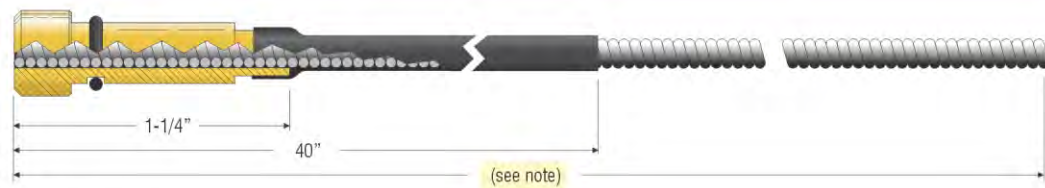
PROFAX



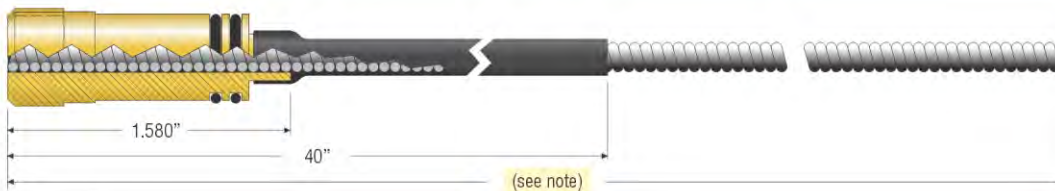
PROFAX NO.	LINCOLN®	DESCRIPTION	I.D.	O.D.
23-40-15		15' liner .023	.037	.123
35-40-15	KP35-40-15	15' liner .030-.035	.057	.136
45-40-15	KP45-40-15	15' liner .040-.045	.067	.136



PROFAX NO.	LINCOLN®	DESCRIPTION	I.D.	O.D.
42-23-15	KP42-25-15	15' liner .023	.044	.125
42-3035-15	KP42-3035-15	15' liner .030-.035	.052	.156
42-4045-15	KP42-4045-15	15' liner .040-.045	.060	.156



PROFAX NO.	LINCOLN®	DESCRIPTION	I.D.	O.D.
44-3545-15	KP44-3545-15	15' liner .035-.045"	.067	.187
44-116-15	KP44-116-15	15' liner .052-1/16"	.078	.187
44-564-15	KP44-564-15	15' liner 5/64"	.102	.187
44-3545-25	KP44-3545-25	25' liner .035-.045	.067	.187
44-116-25	KP44-116-25	25' liner 1/16"	.078	.187
44-564-25	KP44-564-25	25' liner 5/64"	.102	.187
44N-3545-15	KP44N-3545-15	15' liner .035-3/64" aluminum	.064	.187
44N-116-15	KP44N-116-15	15' liner 1/16" aluminum	.090	.187



PROFAX NO.	LINCOLN®	DESCRIPTION	I.D.	O.D.
45-3545-15	KP45-3545-15	15' liner .035-.045	.067	.187
45-116-15	KP45-116-15	15' liner 1/16"	.078	.187
45H-332-15	KP45H-332-15	15' liner 5/64"-3/32"	.105	.237
45-3545-25	KP45-3545-25	25' liner .035-.045	.067	.187
45-116-25	KP45-116-25	25' liner 1/16"	.078	.187



(Used with Prince XL)

PROFAX NO.	LINCOLN®	DESCRIPTION
615-0007	KP2072-30	Conduit, 15', .030-1/16"
615-0008	KP2072-28	Conduit, 25', .030-1/16"
615-0068	KP2072-29	Conduit, 50', .030-1/16"

Note: 15' wire conduit assembly (16'-0" o.a.l.)
25' wire conduit assembly (26'-0" o.a.l.)



12 VOLT/250 AMP CONTACTOR

PROFAX NO.	LINCOLN®	DESCRIPTION
6429	M15308 M15308-1 M15308-2 M15308-3 M15308-4 M15308-6	Contactor

A direct replacement for Lincoln® LN25 & LN25 Pro® wire feeders.

NOTE: THIS IS THE CONTACTOR ONLY AND DOES NOT INCLUDE THE MOUNTING BRACKETS WHICH WERE FURNISHED BY THE EQUIPMENT MANUFACTURER IN THE ORIGINAL CONTACTOR KITS.

This is a direct replacement suitable for the Lincoln® M15308-1, 2, & 6 contactor that is used in the M17586 and M15423 contactor kits for the LN25 voltage sensing wire feeder.



DRIVE ROLL KITS



Drive roll kits for LN25 & LN25 Pro® see pages 239-241.

FILTER

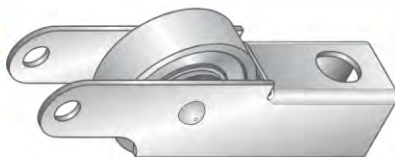
PROFAX NO.	LINCOLN®	DESCRIPTION
PX KP3103-1	KP3103-1	Filter



PRESSURE ARM AND IDLER BEARING

S16666-1

For LN-7, LN-7GMA, LN-742, LN-9GMA, LN-22, LN-23P, LN-25, & LT-7



SPINDLE ADAPTER

PROFAX NO.	LINCOLN®	DESCRIPTION
PX K435	K435	Spindle adapter for 14 lb. coil



SENSOR LEAD

PROFAX NO.	LINCOLN®	DESCRIPTION
PX S17211-1	S17211-1	17' Sensor Lead
PX S17211-4	S17211-4	17' Sensor Lead



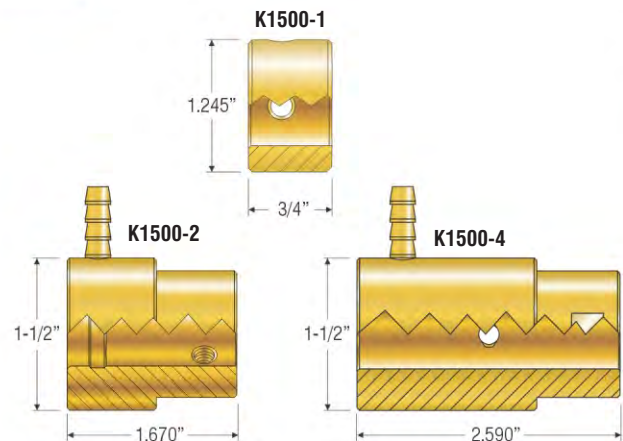
TRIGGER ADAPTER

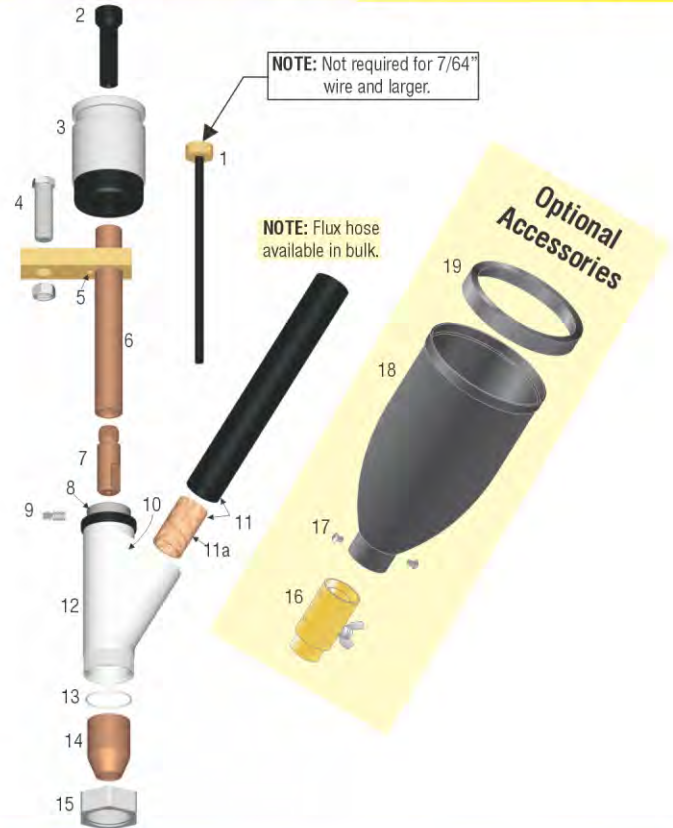
PROFAX NO.	LINCOLN®	DESCRIPTION
PX 202692	202692	Adapter, Trigger, Miller® to Lincoln®



ADAPTER BUSHINGS FOR LN25 PRO®

PROFAX NO.	LINCOLN®	DESCRIPTION
PX K1500-1	K1500-1	Adapter bushing-For Lincoln® guns
PX K1500-2	K1500-2	Adapter bushing-For Standard Tweco® Style #2,3,4 guns
PX K1500-4	K1500-4	Adapter bushing - For Miller® guns





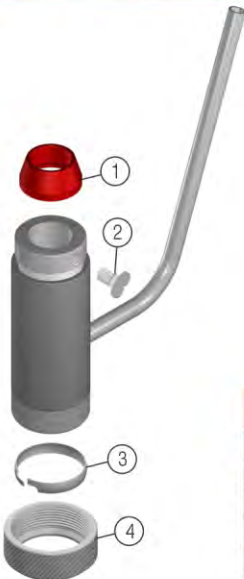
K231 Sub Arc Assembly

PROFAX NO.	LINCOLN®	DESCRIPTION
PX K231-1	K231-1	Sub arc nozzle assembly 3/32", 1/8", 5/32"
PX K231-1/16	K231-1/16	Sub arc nozzle assembly 1/16"
PX K231-5/64	K231-5/64	Sub arc nozzle assembly 5/64"
PX K231-3/32	K231-3/32	Sub arc nozzle assembly 3/32"
PX K231-1/8	K231-1/8	Sub arc nozzle assembly 1/8"
PX K231-5/32	K231-5/32	Sub arc nozzle assembly 5/32"
PX K231-3/16	K231-3/16	Sub arc nozzle assembly 3/16"
PX K231-7/32	K231-7/32	Sub arc nozzle assembly 7/32"

SPECIAL

K232-HT Assembly

For use with gas coverage on NA-3, NA-4, NA-5, and LT-7.



K232-HT Parts

NO.	PROFAX NO.	DESCRIPTION
1.	17SW	Shock Washer
2.	T9078-1	Thumb Screw
3.	T10574	Locking Ferrule
4.	S10147ST	Retaining Nut

K231 Parts Breakdown

NO.	PROFAX NO.	LINCOLN®	DESCRIPTION
1	PX S15106-3/32	S15106-3/32	Nozzle insert (for 1/16", 5/64" & 3/32" wires)
2	PX T10570	T10570	Socket head screw
3	PX S10493-1	S10493-1	Nozzle insulator
4	PX 121312	121312	Hex head screw (1 1/2") & nut (1/2"-13)
5	PX T9967-10	T9967-10	Nozzle body roll pin
6	PX S10157	S10157	Nozzle body
7	PX S10125	S10125	Contact tip (Specify wire size)
8	PX S10138	S10138	Flux cone plug (insulator)
9	PX T9078-1	T9078-1	Thumb screw
10	PX T9967-30	T9967-30	Flux cone roll pin
11	PX T13835	T13835	3/4" x 7" flux hose w/fiber insulator
11a	PX T13835-IN	T13835-IN	Fiber insulator
12	PX M8249	M8249	Cone body assembly
13	PX T10574	T10574	Locking ferrule
14	PX T10575	T10575	Flux cone (KP2085-1)
15	PX S10147	S10147	Retaining nut
16	PX S550FV	S550FV	Gate valve
17	PX S550BHS	S550BHS	Screws (2 req'd)
18	PX S550H	S550H	Flux hopper w/lid and screws
19	PX S550HL	S550HL	Support rim

Sub Arc Extensions



THE 6, 9, & 12 INCH EXTENSIONS ARE ALSO AVAILABLE WITH 30°, 45°, 60°, & 90° BEND

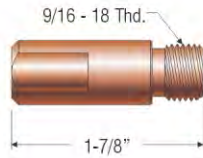
Other lengths on request.

PROFAX NO.	DESCRIPTION	PROFAX NO.	DESCRIPTION
1 Inch	Sub arc extension	7-1/2 Inch	Sub arc extension
1-1/2 Inch	Sub arc extension	9 Inch	Sub arc extension
2 Inch	Sub arc extension	10 Inch	Special sub arc extension
2-1/2 Inch	Sub arc extension	12 Inch	Sub arc extension
3 Inch	Sub arc extension	18 Inch	Sub arc extension
3-1/2 Inch	Sub arc extension	24 Inch	Sub arc extension
4 Inch	Sub arc extension	36 Inch	Sub arc extension
5 Inch	Sub arc extension	48 Inch	Sub arc extension
6 Inch	Sub arc extension		



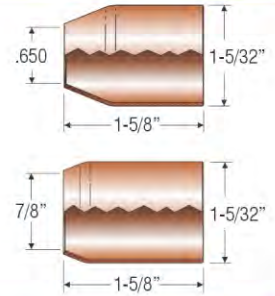
CONTACT TIP

PROFAX NO.	LINCOLN®	WIRE SIZE	TIP I.D.
S10125-1/16		1/16"	.078
S10125-5/64		5/64"	.093
S10125-3/32	KP1962-3B1	3/32"	.110
S10125-7/64		7/64"	.125
S10125-1/8	KP1962-1B1	1/8"	.140
S10125-5/32	KP1962-4B1	5/32"	.172
S10125-3/16	KP1962-2B1	3/16"	.203
S10125-7/32	KP1962-5B1	7/32"	.234

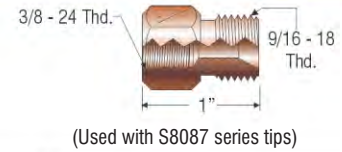
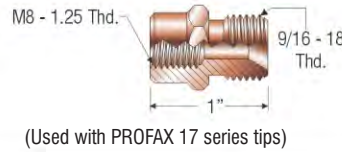
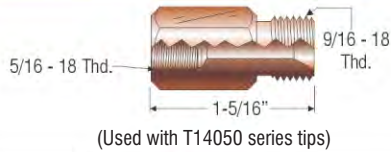


FLUX CONE


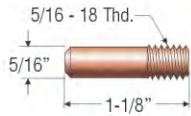
PROFAX NO.	LINCOLN®	DESCRIPTION
T10575	KP2085-1	Flux cone (Standard)
T10575-875		Flux cone (Special 7/8" I.D.)



TIP ADAPTERS FOR K231



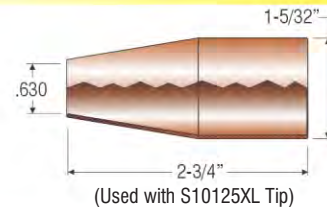

PROFAX NO.	LINCOLN®	DESCRIPTION	PROFAX NO.	DESCRIPTION	PROFAX NO.	DESCRIPTION
S13921	KP1992-1	Contact tip adapter	17S-TA	Contact tip adapter	S8087-TA	Contact tip adapter



*Also available in longer lengths (See page 225)

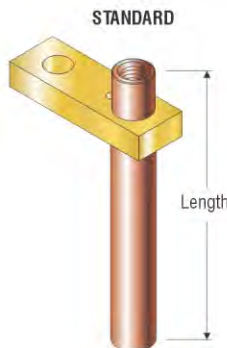
PROFAX NO.	LINCOLN®	WIRE SIZE	TIP I.D.	PROFAX NO.	WIRE SIZE	TIP I.D.	PROFAX NO.	LINCOLN®	WIRE SIZE	TIP I.D.
T14050-045		.045	.054	17S-45	.045	.054	S8087-045		.045	.054
T14050-1/16	KP2100-2B1	1/16"	.078	17S-116	1/16"	.073	S8087-1/16		1/16"	.073
T14050-5/64	KP2100-4B1	5/64"	.093	17S-564	5/64"	.093	S8087-5/64	KP2082-2B1	5/64"	.093
T14050-3/32	KP2100-3B1	3/32"	.108	17S-332	3/32"	.108	S8087-3/32	KP2082-1B1	3/32"	.109
T14050-7/64		7/64"	.125	17S-764	7/64"	.125	S8087-7/64		7/64"	.125
T14050-1/8		1/8"	.138	17S-18	1/8"	.138	S8087-1/8		1/8"	.140
							S8087-5/32		5/32"	.171

SPECIALS FOR DEEP GROOVE



PROFAX NO.	LINCOLN®	WIRE SIZE	TIP I.D.	PROFAX NO.	DESCRIPTION
S10125XL-1/16		1/16"	.078	T10575XL	Flux cone long
S10125XL-5/64		5/64"	.093		
S10125XL-3/32		3/32"	.110		
S10125XL-7/64		7/64"	.125		
S10125XL-1/8		1/8"	.140		
S10125XL-5/32		5/32"	.172		
S10125XL-3/16		3/16"	.203		

S10157



PROFAX NO.	O.A.L.	TYPE
S10157	5-3/8"	Standard
S10157-2.625	2-5/8"	Special
S10157-3	3"	Special
S10157-4	4"	Special

WIRE STRAIGHTENER

PROFAX NO.	DESCRIPTION
WS-LSA	Wire straightener with anti-wear guide and adapter for NA-3, NA-4, NA-5, and LT-7
WS-LSAQ	Wire straightener with quick connect for QCC conduits and adapter for NA-3, NA-4, NA-5, and LT-7

See page 197 for more information



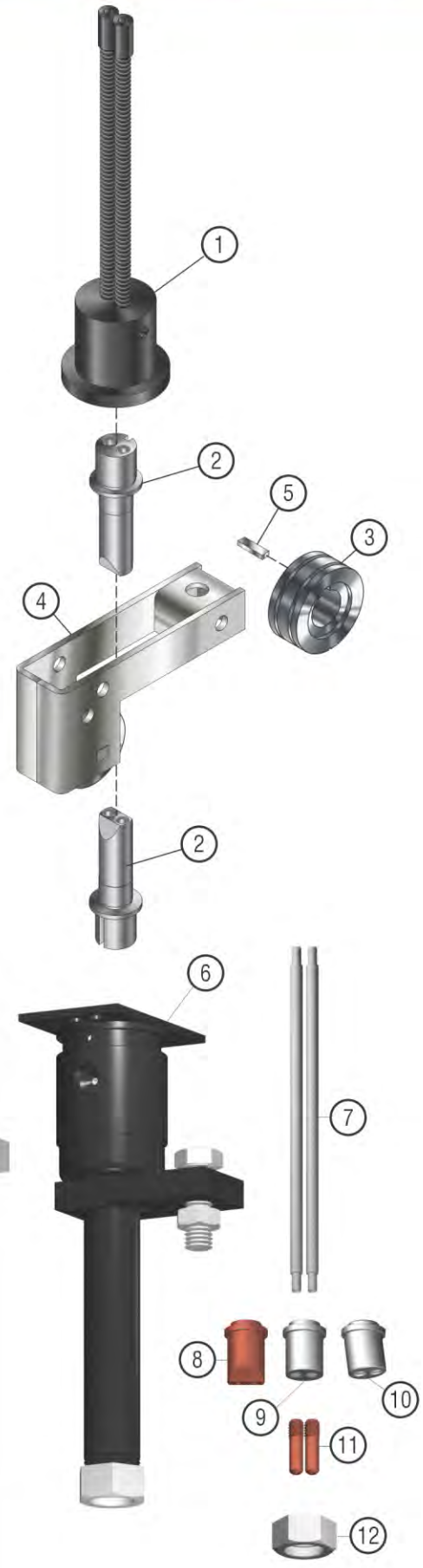


Replacement Parts Suitable For:

Lincoln Electric® Twin Sub Arc Assemblies



NO.	PROFAX NO.	DESCRIPTION	QTY
1.	KP2122-1	Incoming wire guide assembly	1
2.	KP1970-3	Wire guides (2 required)	2
3.	KP1888-2	Drive roll 1/16" - 5/64"	1
4.	S13165	Idle roll assembly	1
5.	M8776-6	Drive roll key	1
NO.	PROFAX	LINCOLN®	DESCRIPTION
6.	PX M11609	M11609	Nozzle assembly
7.	PX KP2092-1	T12507-.045	Guide tube .045-.052
	PX KP2092-2	T12507-5/64	Guide tube 1/16", 5/64", & 3/32"
8.	PX KP1979-1	S14033-.045	Contact tip .045
	PX KP1979-2	S14033-.052	Contact tip .052
	PX KP1979-3	KP1979-3	Contact tip 1/16"
	PX S14033-5/64	S14033-5/64	Contact tip 5/64"
9.	PX TAS15954	TAS15954	Optional straight tip holder
10.	PX KP1988-1	S15954	Tip holder angled (standard)
11.	PX T14050-.045	T14050-.045	Contact tip .045
	PX T14050-.052	T14050-.052	Contact tip .052
	PX KP2100-2B1	KP2100-2B1	Contact tip 1/16"
	PX KP2100-4B1	KP2100-4B1	Contact tip 5/64"
	PX KP2100-3B1	KP2100-3B1	Contact tip 3/32"
12.	PX S13157	S13157	Nozzle collar





Drive Roll Kits for NA-3, NA-4 & NA-5 Sub-Arc Heads

PART NO.	DESCRIPTION	WIRE SIZE
PXKP1899-1	Drive roll kit	3/32" - 7/32"




PART NO.	DESCRIPTION	WIRE SIZE
PXKP1899-2	Drive roll kit	1/16", 5/64", & 3/32"




Individual drive rolls and guides for NA-3, NA-4 & NA-5 Sub-Arc Heads

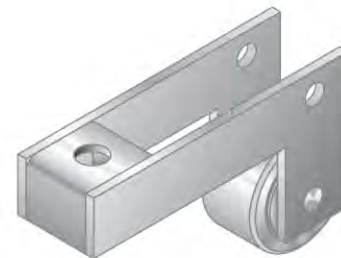
PART NO.	DESCRIPTION	WIRE SIZE	WIRE TYPE
PXKP1885-1	Drive roll (2 req.)	3/32" - 7/32"	Cored & Solid
PXKP1886-1	Drive roll (2 req.)	1/16", 5/64", & 3/32"	Cored & Solid
PXKP1963-1	Outlet guide (A)	3/32" - 7/32"	Cored & Solid
PXKP2097-2	Outlet guide (B)	1/16", 5/64", & 3/32"	Cored & Solid
PXKP2116-1	Inlet guide (C)	1/16", 5/64", & 3/32"	Cored & Solid
PXKP2116-2	Inlet guide (A)	3/32" - 7/32"	Cored & Solid



LT-7 Tractor Wire Drive Components



Pressure Arm for NA-3, NA-4 & NA-5 Sub-Arc Heads



PART NO.	DESCRIPTION	WIRE SIZE	WIRE TYPE
PXKP2268-1	Drive roll (2 req)	.052" - 1/16"	Cored & Solid
PXKP2268-2	Drive roll (2 req)	.068" - 3/32"	Cored & Solid
PXKP2268-3	Drive roll (2 req)	3/32" - 3/16"	Cored & Solid
PXKP2268-4	Drive roll (2 req)	.045C - .052C	Cored & Solid
PXKP1984-1	Inlet guide (A)	.068 - 3/16"	Cored & Solid
PXKP1985-1	Outlet guide (C)	3/32" - 3/16"	Cored & Solid
PXKP1985-2	Outlet guide (B)	.068 - 3/32"	Cored & Solid
PXS16666-1	Pressure arm	All	All

PART NO.	DESCRIPTION
PXS12475	Pressure arm



TWO ROLL KITS

FOR Power MIG 140C, 140T, 180C, 180T, 200, 215, 255, 255C, 300, & 350MP, LN-15, LN-25 Pro, Power Feed 15M & LF-72



KIT CONSISTS OF TWO
DRIVE ROLLS ONE GUIDE



2 ROLL KITS KIT P/N	WIRE SIZE	WIRE TYPE
PX KP1696-030S	.023-.030	Solid
PX KP1696-035S	.035	Solid
PX KP1696-045S	.040-.045	Solid
PX KP1696-052S	.052	Solid
PX KP1696-116S	1/16	Solid
PX KP1697-035C	.035	Cored
PX KP1697-045C	.045	Cored
PX KP1697-052C	.052	Cored
PX KP1697-116C	1/16	Cored
PX KP1697-068	.068-.072	Cored & Solid
PX KP1697-564	5/64	Cored & Solid
PX KP1697-332	3/32	Cored & Solid

FOUR ROLL KITS

For LN-10, DH-10, STT-10, Power Feed 10, 10M, 10R, Power Feed 10 Dual, Power Feed 11, & LF-74



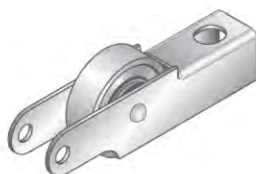
KIT CONSISTS OF FOUR
DRIVE ROLLS ONE GUIDE



4 ROLL KITS KIT P/N	WIRE SIZE	WIRE TYPE
PX KP1505-030S	.023-.030	Solid
PX KP1505-035S	.035	Solid
PX KP1505-045S	.040-.045	Solid
PX KP1505-052S	.052	Solid
PX KP1505-116S	1/16"	Solid
PX KP1505-035C	.030-.035	Cored
PX KP1505-045C	.040-.045	Cored
PX KP1505-052C	.052	Cored
PX KP1505-116C	1/16"	Cored
PX KP1505-068	.068-.072	Cored & Solid
PX KP1505-564	5/64"	Cored & Solid
PX KP1505-332	3/32"	Cored & Solid
PX KP1505-764	7/64"	Cored & Solid
PX KP1505-120	.120	Cored & Solid



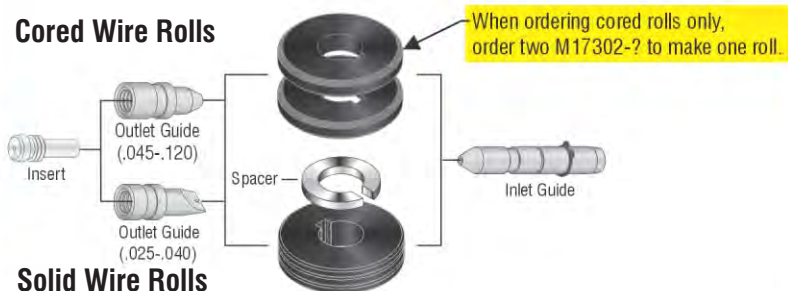
**PRESSURE ARM
&
IDLER BEARING**



TWO ROLL KITS FOR - LN-7 (K521), LN-7GMA (K440-2), LN-742 (K617-1), LN-742H (K617-2), *LN-9GMA (K424-1), *LN-9F GMA (K436), LN-22, LN-23P (K316L-1) & LN-25 (K428 & K449)



Cored Wire Rolls



Solid Wire Rolls

DRIVE ROLL KIT	Wire Size	Wire Type	Drive Roll	Spacer	Inlet Guide	Outlet Guide	Outlet Guide Insert
PXKP653-025S	.023 & .025	Solid	PXM17301-025	PXT14984	PXKP2139-1	PXKP2125-1	PXKP2124-1
PXKP653-030S	.030	Solid	PXM17301-030	PXT14984	PXKP2139-1	PXKP2125-1	PXKP2124-1
PXKP653-035S	.035 & .040	Solid	PXM17301-035	PXT14984	PXKP2139-3	PXKP2125-1	PXKP2124-1
PXKP653-035C	.035C	Cored	PXM17302-035	-	PXKP2139-3	PXKP2125-1	PXKP2124-1
PXKP653-052S	.045 & .052	Solid	PXM17301-052	PXT14984	PXKP2139-3	PXKP1999-1	PXKP2124-3
PXKP653-052C	.045C & .052C	Cored	PXM17302-052	-	PXKP2139-3	PXKP1999-1	PXKP2124-3
PXKP653-116	.052 & 1/16	Cored & Solid	PXM17302-116	-	PXKP2139-5	PXKP2125-3	PXKP2124-5
PXKP653-332	.068 & 3/32	Cored & Solid	PXM17302-332	-	PXKP2139-8	PXKP2125-5	PXKP2124-8
PXKP653-120C	7/64 & .120	Cored	PXM17302-120	-	PXKP2139-7	PXKP2125-4	PXKP2124-7

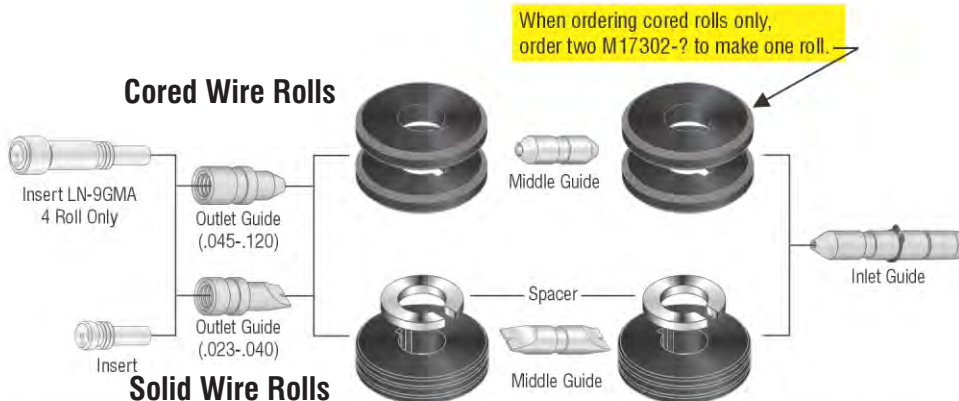
S16666-1

For LN-7, LN-7GMA, LN-742, LN-9GMA, LN-22, LN-23P, LN-25, & LT-7

FOUR ROLL KITS FOR - LN-7GMA (K567-2), LN-742 (K618-1), LN-742H (K618-2), *LN-9GMA (K568-2) & *LN-9F GMA (K583-2)



Cored Wire Rolls



Solid Wire Rolls

DRIVE ROLL KIT	Wire Size	Wire Type	Drive Roll	Spacer	Inlet Guide	Middle Guide	Outlet Guide	Outlet Guide Insert	Outlet Guide Insert LN-9GMA
PXKP655-025S	.023 & .025	Solid	PXM17301-025	PXT14984	PXKP2139-1	PXKP2114-1	PXKP2125-1	PXKP2124-1	PXKP2124-2
PXKP655-030S	.030	Solid	PXM17301-030	PXT14984	PXKP2139-1	PXKP2114-1	PXKP2125-1	PXKP2124-1	PXKP2124-2
PXKP655-035S	.035 & .040	Solid	PXM17301-035	PXT14984	PXKP2139-3	PXKP2114-1	PXKP2125-1	PXKP2124-1	PXKP2124-2
PXKP655-035C	.035C	Cored	PXM17302-035	-	PXKP2139-3	PXKP2114-1	PXKP2125-1	PXKP2124-1	PXKP2124-2
PXKP655-052S	.045 & .052	Solid	PXM17301-052	PXT14984	PXKP2139-3	PXKP2114-2	PXKP1999-1	PXKP2124-3	PXKP2124-4
PXKP655-052C	.045C & .052C	Cored	PXM17302-052	-	PXKP2139-3	PXKP2114-2	PXKP1999-1	PXKP2124-3	PXKP2124-4
PXKP655-116	.052 & 1/16	Cored & Solid	PXM17302-116	-	PXKP2139-5	PXKP2114-3	PXKP2125-3	PXKP2124-5	PXKP2124-6
PXKP655-332	.068 & 3/32	Cored & Solid	PXM17302-332	-	PXKP2139-9	PXKP2114-5	PXKP2125-5	PXKP2124-8	PXKP2124-9
PXKP655-120C	7/64 & .120	Cored	PXM17302-120	-	PXT13467-120F	PXKP2114-4	PXKP2125-4	PXKP2124-7	PXKP2124-7

Notes:

- *CAUTION!** The above drive roll kits will fit the **NEWER** LN-9GMA and LN-9F GMA. **DO NOT** order these drive roll kits for the older LN-9 and LN-9F that have geared rolls.
- The KP2124 long outlet guide insert is for the LN-9GMA and LN-9F GMA four roll feeders **only**.
- Spacer (PXT14984) is only required on feeders with the old style T12341 **dowel pin keyed** drive roll retaining collar.



METERS




(A)



(B)



(C)




(D)


PROFAX NO.	AMMETER	SIZE	STYLE	CURRENT	RANGE	PROFAX NO.	VOLTMETER	SIZE	STYLE	CURRENT	RANGE
PX M7980-2	M7980-2	4½"	D	DC	0-1500	PX M7981-1	M7981-1	4½"	D	DC	0-60
PX M8455-1	M8455-1	4½"	D	AC	0-1500	PX M8456-1	M8456-1	4½"	D	AC	0-60
PX M10485-5	M10485-5	3"	A	DC	0-800	PX M10486-2	M10486-2	3"	A	DC	0-80
PX M10485-6	use M15539-1	3"	A	DC	0-400	PX M10486-3	M10486-3	3"	A	DC	0-60
PX M10485-7	M10485-7	3"	A	DC	0-1000	PX M10486-10	Use T15134				
PX M10485-8	M10485-8	3"	A	DC	0-600	PX M15538-2	M15538-2	3½"	C	DC	0-80
PX M10485-13	M10485-13	3"	A	DC	0-1300	PX T15134	T15134	2½"	A	DC	0-40
PX M15539-1	M15539-1	3½"	C	DC	0-400	PX M12002-2A	M12002-2A	2½"	B	DC	0-40
PX M15539-2	M15539-2	3½"	C	DC	0-600						
PX M15539-3	M15539-3	3½"	C	DC	0-800						

CONTACTORS

PROFAX NO.	LINCOLN®	DESCRIPTION	PROFAX NO.	LINCOLN®	DESCRIPTION
530-8026B	M12161-19	Contacteur 3 pole 50 amp, 120VAC	730-8025B	M12161-21	Contacteur 3 pole 75 amp, 120VAC
530-8026B	M12161-59	Contacteur 3 pole 50 amp, 120VAC	730-8025B	M12161-61	Contacteur 3 pole 75 amp, 120VAC




Used in
R3R-400




Used in
DC-400
R3R-500
CV-400

PROFAX NO.	LINCOLN®	DESCRIPTION	PROFAX NO.	LINCOLN®	DESCRIPTION
730-8029B	M12161-28	Contacteur 3 pole 75 amp, 120VAC	533U20	M12161-27	Contacteur 3 pole 50 amp, 120VAC
730-8029B	M12161-68	Contacteur 3 pole 75 amp, 120VAC	533U20	M12161-67	Contacteur 3 pole 50 amp, 120VAC



Used in
DC-600



Used in
SP-200

PROFAX is in no way affiliated with LINCOLN ELECTRIC. The parts advertised for sale are not genuine LINCOLN ELECTRIC parts, but are parts made for and by PROFAX. References to LINCOLN ELECTRIC machines, torches, and numbers are for your convenience only. We reserve the right to substitute genuine LINCOLN ELECTRIC parts in place of PROFAX parts.



Replacement Parts Suitable For:
Lincoln Electric®

PROFAX

PROFAX NO.	LINCOLN®	QTY	THICK	WIDTH	LENGTH	TYPE
PX T344	T344	8	5/8"	1-1/2"	1-3/4"	Generator
PX T2687	T2687	8	1/2"	1-1/2"	1-1/2"	Generator
PX T6085	T6085	8	5/8"	1-1/2"	1-3/4"	Generator
PX T12564	T12564-1	8	5/8"	1-1/2"	1-3/4"	Generator



PROFAX NO.	LINCOLN®	QTY	THICK	WIDTH	LENGTH	TYPE
PX T9570	T9570	8	13/16"	1-1/2"	1-13/16"	Generator
PX T14242	T14242	8	13/16"	1-1/2"	1-13/16"	Generator



PROFAX NO.	LINCOLN®	QTY	THICK	WIDTH	LENGTH	TYPE
PX T6968	T6968	12	3/8"	5/8"	1-1/4"	Exciter
PX T7554	T7554	12	1/2"	5/8"	1-1/4"	Exciter/Generator



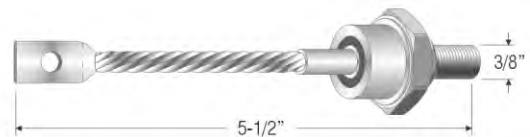
PROFAX NO.	LINCOLN®	DESCRIPTION
PX T14166-9	T14166-9	Stud assembly
PX M13900	M13900	Stud assembly



PROFAX NO.	LINCOLN®	DESCRIPTION
PX S11125-1	S11125-1	Stud assembly length 2-3/8"
PX T12084	T12084	Stud assembly length 2-3/4"



PROFAX NO.	LINCOLN®	DESCRIPTION	POLARITY	STUD SIZE
PX 037-305	M9661-32	150 amp 300 volt	Straight	3/8"
PX 037-306	M9661-32R	150 amp 300 volt	Reverse	3/8"



Rheostats


PROFAX NO.	LINCOLN®	DESCRIPTION
PX M5090-C	M5090-C	64 Ohm rheostat
PX T10812-40	T10812-40	10K-1T-2W Potentiometer
PX T10812-122	T10812-122	10K-1T-2W Potentiometer



PROFAX NO.	LINCOLN®	DESCRIPTION
PX S-11893-4	S-11893-4	Decal 4" x 12"



PROFAX NO.	LINCOLN®	DESCRIPTION
DD-114		Diamond D brush seater



PROFAX is in no way affiliated with LINCOLN ELECTRIC. The parts advertised for sale are not genuine LINCOLN ELECTRIC parts, but are parts made for and by PROFAX. References to LINCOLN ELECTRIC machines, torches, and numbers are for your convenience only. We reserve the right to substitute genuine LINCOLN ELECTRIC parts in place of PROFAX parts.

Lincoln®



Hand controls listed **DO NOT** have a contactor switch. Contactor control switches and special cord lengths are available upon request.
* No contactor switch available in LHCP model hand controls

REMOTE HAND CONTROL

ADAPTER

PROFAX NO.	LINCOLN®	LENGTH	DESCRIPTION	PROFAX NO.	LINCOLN®	DESC.	APPLICATION	
LHC LHC-1 LHC-25 LHC-50 LHC-100	K-924	No Cord 1' 25' 50' 100'	All Lincoln® equipment that uses the M5090C (64 ohm) rheostat. SA200 GAS, SA250 GAS & DIESEL, SAE300, SAE350 DIESEL, SAE400 GAS & DIESEL, SAE500, CLASSIC® I, II, & III, Classic 300D, Pipe Liner 200D. Does not have 115V receptacle.	9307	-	5 pin to 6 socket	Used to adapt the 5 socket receptacle to 6 socket on TIG 300 /300's code 6001 and codes 7000 through 8875. Allows connection of the Lincoln K857 hand control or the K870 & "PROFAX" LFC-870 foot controls.	
LHC-775 LHC-775-25 LHC-775-50 LHC-775-100	K-775 K-775-25 K-775-50 K-775-100	No Cord 25' 50' 100'		All Lincoln® equipment that uses the 75 - 76 - 77 terminal strip remote control connections. AC1200, DC400, DC600, DC1000, DC1500, R3R-300, 400 & 500.	PX K876	K876	14 pin to 6 socket	Used to adapt the 14 socket receptacle to 6 socket for remote control connection to the Lincoln K857 hand control or the K870 and "PROFAX" LFC-870 foot controls. Used For Remote Control Operation Only - DO NOT USE to adapt Wire Feeders Lincoln R3R-300, 400 & 500 codes 9534 and above and DC-400 codes 9800 and above.
To add a contactor switch place an "S" at the end of the part number eg. LHC-775-25S					PX K843	K843	Terminals to 6 skt	Used to adapt the terminal strip remote control connection to 6 socket. Allows connection of the Lincoln K857 hand control or K870 and "PROFAX" LFC-870 foot controls.
To add a contactor switch place an "S" at the end of the part number eg. LHC-857-25S *Note: No contactor switch available on LHCP model hand controls.					PX K864	K864	14 pin to 6/14 skt	"Y" connection - Used to adapt the Lincoln or "PROFAX" K857 remote control along with a wire feeder to the 14 socket receptacle of a Lincoln CV or CC/CV power source.
LHC-857 LHC-857-1 LHC-857-25 LHC-857-50 LHC-857-100	K-857	No Cord 1' 25' 50' 100'		All Lincoln® equipment that uses 6 pin remote control receptacle. CV305, CV400, FLEXTEC450, FLEXTEC650, INVERTEC™ V205T, V275S, V310T, V350PRO, V450PRO, IDEALARC R3R-400, 500, DC400, DC600, DC1000, DC1500, AC1200, POWERMIG350MP, PRECISION TIG 225, 275, 375, MULTIWELD 350, RANGER™ 250, 250GXT, 305, 305G & D, VANTAGE 300, 400, 500, POWERWAVE 355	LHC EXTENSION CORDS			
			9394-25			25' extension cord		
			9394-50			50' extension cord		
			9394-75			75' extension cord		
			9394-100			100' extension cord		
			K857/LHC-857 EXTENSION CORDS					
			9315		25' extension cord			
			9316		50' extension cord			
			9317		75' extension cord			
			9318		100' extension cord			
			LHCP-857-1 EXTENSION CORDS					
			LHCP-857-C-25		25' extension cord (for LHCP-857-1 only)			
			LHCP-857-C-50		50' extension cord (for LHCP-857-1 only)			
			LHCP-857-C-100		100' extension cord (for LHCP-857-1 only)			
PROFAX NO.	LINCOLN®	DESCRIPTION						
LHC-K		Knob for LHC						
MHC-K		Knob for LHCP						
PX 7222		Potentiometer nut for LHCP						
PX 9028		Potentiometer for LHCP						
PX 9226		10K potentiometer for LHC-775 & LHC-857						
PX 9327		Potentiometer tension nut						
PX 9814		Knob for LHC-775 and LHC-857						
PX S7583-1	S7583-1	3 prong twist lock plug for LHC						
PX S21006	S21006	4 prong twist lock plug for LHC						
PX S12020-27	S12020-27	6 pin plug for LHC-857						

PROFAX is in no way affiliated with LINCOLN ELECTRIC. The parts advertised for sale are not genuine LINCOLN ELECTRIC parts, but are parts made for and by PROFAX. References to LINCOLN ELECTRIC machines, torches, and numbers are for your convenience only. We reserve the right to substitute genuine LINCOLN ELECTRIC parts in place of PROFAX parts.



REMOTE FINGERTIP CONTROL



Operates contactor & controls output.

REMOTE FOOT CONTROL



High Impact Plastic
Operates contactor
and
controls output.

PROFAX	DESCRIPTION	PROFAX	LINCOLN®	DESCRIPTION	COMPATIBLE EQUIPMENT
LFTC-6	Fingertip control with 27' cord & 6 pin plug compatible with Lincoln K963-3, Precision TIG, Squarewave Tig & Invertec™ only	LFC-870	K-870	Foot control w/25' cord & 6 pin plug.	Direct Connects to: R3R 400 & 500 (Codes 9534 and Above) Squarewave Tig 175, 255, 275, 300, 350 & 355, 175 Pro DC400, 600, Tig 250/250 (All), Tig 300/300 (Codes 8875 and Above) DC Tig Starter (K900-1), Tig Module (K930-1) Invertec™ V160-T, V311-T, V275-S, V350 Pro, V205T, V310T, V450 Pro, Precision Tig 225, 275, & 375.
LFTC-6-52	Fingertip control with 52' cord and 6 pin plug compatible with Precision Tig, Squarewave Tig & Invertec™ only (special cord lengths available up to 100') (See Below)				
FTC EXTENSION CORDS		LFC-870 EXTENSION CORDS			
LFTC-6		9315		25' ext. cord	Used to extend the LFC-870 foot control.
PROFAX	DESCRIPTION	9316		50' ext. cord	
9680	25' extension cord	9317		75' ext. cord	
9681	50' extension cord	9318		100' ext. cord	
9682	75' extension cord	PXS12020-27	S12020-27	6 pin plug	
9683	100' extension cord	9343		Micro switch	
		9365		25' cord w/6 pin plug	

LFTC-6 & LFC-870 ADAPTERS

PROFAX	LINCOLN®	DESCRIPTION	COMPATIBLE EQUIPMENT
PXK843	K843	Adapter	Terminal strip to 6 socket receptacle.
PXK864	K864	Adapter	14 pin plug to 6 socket receptacle & 14 socket receptacle.
9307		Adapter	5 pin plug to 6 socket receptacle.
PXK876	K876	Adapter	14 pin plug to 6 socket receptacle.
K2909-1	K2909-1	Adapter	12 pin plug to 6 socket receptacle.

TIG Kit for Lincoln® Electric Power MIG® 210MP

PART NO. **PM210MP-TK**



Package Includes:

- 6 Pin Adapter Pigtail Cord
- Installation Instructions
- 25' Foot Control w/6 pin plug (PX LFC-870)
- TIG Torch 150 Amp/12.5' (PX17V-12R)
- Lenco Connector (LDT-917-F)
- Lenco Gas Hose (LGH-96RH)
- TIG Accessory Kit (PXAK-2)

TIG Torch for Lincoln® Electric Power MIG® 140MP, Weld-Pak 180iMP, LE31MP

Lincoln® PART NO. **K1782-16**



TORCH PACKAGES w/1 PIECE RUBBER POWER CABLE		TORCH PACKAGES w/1 PIECE RUBBER POWER CABLE	
PROFAX NO.	LENGTH	PROFAX NO.	LENGTH
9-12R-LINC	12½'	17-12R-LINC	12½'
9-25R-LINC	25'	17-25R-LINC	25'
9F-12R-LINC	12½'	17F-12R-LINC	12½'
9F-25R-LINC	25'	17F-25R-LINC	25'



An interconnecting cord connects one piece of equipment to another. The connectors will not mate to each other.



PROFAX NO.	LINCOLN®	DESCRIPTION	APPLICATION
PX M17291-1-10	M17291-1-10	10' Terminals to 6 skt.	Used to interconnect a Lincoln® CV or CC/CV power source with terminal strip wire feeder connection to an LN-7 or LN-7GMA.
PX M17291-1-25	M17291-1-25	25' Terminals to 6 skt.	
PX M17291-1-50	M17291-1-50	50' Terminals to 6 skt.	
PX M17291-1-75	M17291-1-75	75' Terminals to 6 skt.	
PX M17291-1-100	M17291-1-100	100' Terminals to 6 skt.	



PROFAX NO.	LINCOLN®	DESCRIPTION	APPLICATION
PX M17291-2-10	K1818-10	10' 14 pin to 6 skt.	Used to interconnect a Lincoln® CV or CC/CV power source with 14 socket wire feeder connection to an LN-7 or LN-7GMA.
PX M17291-2-25	K1818-25	25' 14 pin to 6 skt.	
PX M17291-2-50	K1818-50	50' 14 pin to 6 skt.	
PX M17291-2-75	K1818-75	75' 14 pin to 6 skt.	
PX M17291-2-100	K1818-100	100' 14 pin to 6 skt.	
PX M17291-4-10	K1820-10	10' 14 pin to 9 skt.	Used to interconnect a Lincoln® CV or CC/CV power source w/14 socket wire feeder connection to an LN-8, LN-9, LN-9GMA, LT-7, LT-56, NA-3, NA-4 & NA-5.
PX M17291-4-25	K1822-25	25' 14 pin to 9 skt.	
PX M17291-4-50		50' 14 pin to 9 skt.	
PX M17291-4-75		75' 14 pin to 9 skt.	
PX M17291-4-100		100' 14 pin to 9 skt.	
9531-10		10' 14 pin to 14 skt.	Used to interconnect the Lincoln® CV or CC/CV power source with 14 socket receptacle to the LF72/74 wire feeder control cord.
9531-25		25' 14 pin to 14 skt.	
9531-50		50' 14 pin to 14 skt.	
9531-75		75' 14 pin to 14 skt.	
9531-100		100' 14 pin to 14 skt.	
PX K1501-10	K1501-10	10' 14 pin to 9 skt.	Used to interconnect Lincoln® CV or CC/CV power source with 14 socket receptacle to an LN-10 or DH-10.
PX K1501-25	K1501-25	25' 14 pin to 9 skt.	
PX K1501-50	K1501-50	50' 14 pin to 9 skt.	
PX K1501-75	K1501-75	75' 14 pin to 9 skt.	
PX K1501-100	K1501-100	100' 14 pin to 9 skt.	



PROFAX NO.	LINCOLN®	DESCRIPTION	APPLICATION
PX K1819-10	K1819-10	10' 14 pin to 8 skt.	Used to interconnect Lincoln® CV or CC/CV power source with 14 socket receptacle to an LN-742 or LN-15.
PX K1819-25		25' 14 pin to 8 skt.	
PX K1819-50		50' 14 pin to 8 skt.	
PX K1819-75		75' 14 pin to 8 skt.	
PX K1819-100		100' 14 pin to 8 skt.	



PROFAX NO.	LINCOLN®	DESCRIPTION	APPLICATION
PX M17291-3-10	M17291-3-10	10' Terminals to 9 skt.	Used to interconnect a Lincoln® CV or CC/CV power source with terminal strip wire feeder connection to an LN-8, LN-9, LN-9GMA, LT-7, LT-56, NA-3, NA-4 & NA-5.
PX M17291-3-25	M17291-3-25	25' Terminals to 9 skt.	
PX M17291-3-50	M17291-3-50	50' Terminals to 9 skt.	
PX M17291-3-75	M17291-3-75	75' Terminals to 9 skt.	
PX M17291-3-100	M17291-3-100	100' Terminals to 9 skt.	




INTERCONNECTING CORDS

An interconnecting cord connects one piece of equipment to another. The connectors will not mate to each other.



PROFAX NO.	LINCOLN®	DESCRIPTION	APPLICATION
PX K1543-8	K1543-8	8' 5 pin to 5 skt.	Control cable for Powerwave® to Power Feed™ systems. ArcLink®
PX K1543-10	K1543-10	10' 5 pin to 5 skt.	
PX K1543-25	K1543-25	25' 5 pin to 5 skt.	
PX K1543-50	K1543-50	50' 5 pin to 5 skt.	
PX K1543-100	K1543-100	100' 5 pin to 5 skt.	



PROFAX NO.	LINCOLN®	DESCRIPTION	APPLICATION
PX K2683-10	K2683-10	10' 5 pin to 5 skt.	Heavy Duty control cable for Powerwave® to Power Feed™ systems. ArcLink®
PX K2683-25	K2683-25	25' 5 pin to 5 skt.	
PX K2683-50	K2683-50	50' 5 pin to 5 skt.	
PX K2683-100	K2683-100	100' 5 pin to 5 skt.	

SENSOR LEADS



PROFAX NO.	LINCOLN®	DESCRIPTION	APPLICATION
PX K940-25	K940-25	Sensor Lead	Sensor lead for Powerwave® & Invertec STT II®
PX K940-50	K940-50		
PX K940-75	K940-75		
PX K940-125	K940-125		



PROFAX NO.	LINCOLN®	DESCRIPTION	APPLICATION
PX K1811-50	K1811-50	Heavy Duty Sensor Lead	Heavy Duty sensor lead for Powerwave® & Invertec STT II®
PX K1811-100	K1811-100		

PROFAX is in no way affiliated with LINCOLN ELECTRIC. The parts advertised for sale are not genuine LINCOLN ELECTRIC parts, but are parts made for and by PROFAX. References to LINCOLN ELECTRIC machines, torches, and numbers are for your convenience only. We reserve the right to substitute genuine LINCOLN ELECTRIC parts in place of PROFAX parts.



An adapter cord connects equipment or cords that do not have direct connection to each other. The connectors will not mate to each other.



PROFAX NO.	LINCOLN®	DESCRIPTION	APPLICATION
PX K843	K843	Terminals to 6 socket	Used to adapt the terminal strip remote control connection to 6 socket. Allows connection of the Lincoln® K857 hand control or K870 and "PROFAX" LFC-870 foot controls.



PROFAX NO.	LINCOLN®	DESCRIPTION	APPLICATION
9307	-	5 pin to 6 socket	Used to adapt the 5 socket receptacle to 6 socket on TIG 300 /300's code 6001 and codes 7000 through 8875. Allows connection of the Lincoln® K857 hand control or the K870 & "PROFAX" LFC-870 foot controls.
PX K876	K876	14 pin to 6 socket	Used to adapt the 14 socket receptacle to 6 socket for remote control connection to the Lincoln® K857 hand control or the K870 and "PROFAX" LFC-870 foot controls. Used For Remote Control Operation Only - DO NOT USE to adapt Wire Feeders Lincoln® R3R-300, 400 & 500 codes 9534 and above and DC-400 codes 9800 and above.
PX K2909-1	K2909-1	12 pin to 6 socket	Used to adapt the 12 socket remote receptacle to the 6 socket on Lincoln® K857, K870, K693-3 and PROFAX LFC-870, LFTC-6, LHC-857, LHCP-857. To be used with Lincoln® 12 pin universal connection. Power Wave C300,S350, S500 and Flextec 350X, 500, 500P and 650.



PROFAX NO.	LINCOLN®	DESCRIPTION	APPLICATION
PX K867	K867	14 pin to Terminals	Universal adapter-Brings all pin connections used from the 14 socket receptacle out to terminal connections for hookup.



PROFAX NO.	LINCOLN®	DESCRIPTION	APPLICATION
PX K1798	K1798	Terminals to 14 skt.	To convert machines with terminal strips to use extensions with 14 pin plug and 14 skt. receptacle.



PROFAX NO.	LINCOLN®	DESCRIPTION	APPLICATION
PX K864	K864	14 pin to 6 skt & 14 skt	"Y" connection - Used to adapt the Lincoln® or "PROFAX" K857 remote control along with a wire feeder to the 14 socket receptacle of a Lincoln® CV or CC/CV power source.


PRIMARY POWER ADAPTER CORD & EXTENSION CORDS

POWER CORD ADAPTER

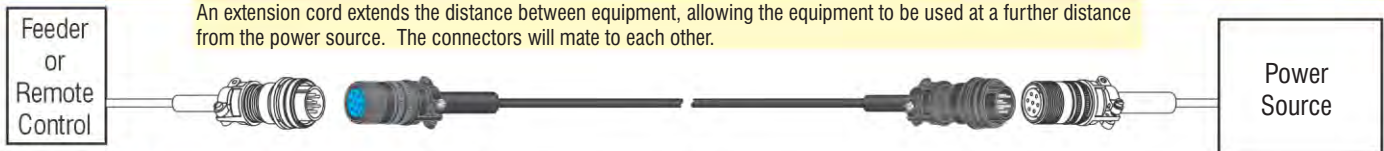


PROFAX NO.	LINCOLN®	DESCRIPTION	APPLICATION
PX 300 517	K1816-1	250V/40A NEMA 14-50P to NEMA 6-50R Adaptor Cord	Full KVA adapter cord for receptacle on engine driven welders.

PRIMARY POWER EXTENSION CORDS



PROFAX NO.	LINCOLN®	DESCRIPTION	APPLICATION
PX 250V-25		25' NEMA 6-50 Ext. Cord	8/3 250V-40A 25 foot extension
PX 250V-50		50' NEMA 6-50 Ext. Cord	8/3 250V-40A 50 foot extension



PROFAX NO.	LINCOLN®	DESCRIPTION	APPLICATION
9315	—	25' 6 pin to 6 skt.	Extends the K857 and K870 or the "PROFAX" PXX857 and LFC-870 remote controls
9316	—	50' 6 pin to 6 skt.	
9317	—	75' 6 pin to 6 skt.	
9318	—	100' 6 pin to 6 skt.	
9516	—	25' 6 skt. to 6 pin	Extends the LN-7 and LN-7GMA between the feeder and the power source.
9517	—	50' 6 skt. to 6 pin	
9518	—	75' 6 skt. to 6 pin	
9519	—	100' 6 skt. to 6 pin	
9520	—	25' 9 skt. to 9 pin	Extends the LN-8, LN-9, LN-9GMA & NA-5R between the feeder and the power source.
9521	—	50' 9 skt. to 9 pin	
9522	—	75' 9 skt. to 9 pin	
9523	—	100' 9 skt. to 9 pin	
K1797-10	K1797-10	10' 14 pin to 14 skt.	Extends between the 14 socket receptacle on the power source and the wire feeder.
9524	K1797-25	25' 14 pin to 14 skt.	
9525	K1797-50	50' 14 pin to 14 skt.	
9526	—	75' 14 pin to 14 skt.	
9527	K1797-100	100' 14 pin to 14 skt.	

PLUGS AND CONNECTORS

PLUGS with Pins



RECEPTACLES with Sockets



AMP and Amphenol plugs have an internally threaded collar which spins freely around the end of the plug. The internal threads of the collar mate with the external threads of a receptacle. To mate, the plug must have pins or sockets opposite of the same size mating receptacle.

PROFAX NO.	LINCOLN®	DESCRIPTION	ITEM
PXS12020-3	S12020-3	4 Pin plug (NA3,4,5)	B
PXS12020-6	S12020-6	5 Pin trigger plug (LN-7,8,9,25, SP200) (Can also use S19757)	B
PXS12020-15	S12020-15	5 Pin plug (Old Tig 300/300)	B
PXS12020-16	S12020-16	3 Pin plug (NA3,4,5)	B
PXS12020-17	S12020-17	4 Pin plug (NA-5)	B
PXS12020-27	S12020-27	6 Pin plug (K857/Tig)	B
PXS12020-32	S12020-32	14 Pin plug (CV power sources)	B
PXS12020-59	S12020-59	Use S12020-32	
PXS12020-60	S12020-60	5 Pin plug (X clocked)	B
PXS18656	S18656	4 Pin trigger plug (Wirematic)	A
PXS19757	S19757	2 Pin trigger plug (LN-7,8,9,25, SP200)	C

PROFAX NO.	LINCOLN®	DESCRIPTION	ITEM
PXS12021-3	S12021-3	5 Socket panel (LN7,8,9,25, SP200)	E
PXS12021-11	S12021-11	4 Socket panel (NA-3,4,5)	E
PXS12021-16	S12021-16	5 Socket panel (NA-3,4)	E
PXS12021-17	S12021-17	3 Socket panel (NA-3,4,5)	E
PXS12021-18	S12021-18	4 Socket panel (NA-5)	E
PXS12021-32	S12021-32	6 Socket panel (NA-5, New Tig)	E
PXS12021-40	S12021-40	14 Socket panel (CV power sources)	E
PXS12021-64	S12021-64	Use S12021-17	
PXS12021-65	S12021-65	Use S12021-18	
PXS12021-66	S12021-66	Use S12021-3	
PXS12021-68	S12021-68	Use S12021-32	
PXS12021-70	S12021-70	Use S12021-40	
PXS12023-8	S12023-8	3 Socket receptacle (Mates to S12020-16)	D
PXS12023-9	S12023-9	5 Socket receptacle (Mates to S12020-15)	D
PXS12023-10	S12023-10	4 Socket receptacle (Mates to S12020-17)	D
PXS12023-12	S12023-12	6 Socket receptacle (Mates to S12020-27)	D
PXS12023-13	S12023-13	4 Socket receptacle (Mates to S12020-3)	D
PXS12023-15	S12023-15	14 Socket receptacle (Mates to S12020-32)	D
PXS12023-19	S12023-19	5 Socket receptacle	D

Amphenol

PLUGS with Sockets



Amphenol

RECEPTACLES with Pins

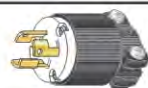


Amphenol receptacles have external threads that mate to the internal threads of the free spinning collar of the plug. To mate, the receptacle must have pins or sockets opposite of the same size mating plug.

PROFAX NO.	LINCOLN®	DESCRIPTION	ITEM
PXS12020-8	S12020-8	9 Socket plug (LN-8,9,NA3,4,5)	F
PXS12020-26	S12020-26	6 Socket plug (LN-7)	F

PROFAX NO.	LINCOLN®	DESCRIPTION	ITEM
PXS12021-12	S12021-12	9 Pin panel (LN-8,9, NA-3,4,5)	H
PXS12021-31	S12021-31	6 Pin panel (LN-7)	H
PXS12021-67	S12021-67	Use S12021-31	
PXS12023-2	S12023-2	9 Pin receptacle (Mates to S12020-8)	G
PXS12023-11	S12023-11	6 Pin receptacle (Mates to S12020-26)	G

TWISTLOCK PLUG



PROFAX NO.	LINCOLN®	DESCRIPTION
PXS21006	S21006	4 Prong male plug (LHC)
PXS7583-1	S7583-1	3 Prong male plug (LHC)

TWISTLOCK RECEPTACLE



PROFAX NO.	LINCOLN®	DESCRIPTION
9429	-	3 Prong receptacle (Mates to S7583-1)
9431	-	4 Prong receptacle (Mates to S21006)



Replacement parts suitable for
Miller Electric® Mfg. Co.®

PROFAX

Miller®

15M-Style



Compatible with
Miller® “M-15”
MIG gun consumables

FEATURES:

- Consumables compatible to Miller® “M-15” MIG guns
- Direct connect to Miller® style wire feeders
- Slim ergonomic handle
- Gooseneck can rotate a full 360 degrees
- Set screw for liner is located on side of handle for protection from spatter
- Slip-on nozzle
- Available up to .045 wire size

PART NO.	LENGTH	WIRE SIZE	PART NO.	LENGTH	WIRE SIZE	PART NO.	LENGTH	WIRE SIZE
15M-23-10	10'	.023	15M-23-12	12'	.023	15M-23-15	15'	.023
15M-3035-10	10'	.030-.035	15M-3035-12	12'	.030-.035	15M-3035-15	15'	.030-.035
15M-4045-10	10'	.040-.045	15M-4045-12	12'	.040-.045	15M-4045-15	15'	.040-.045

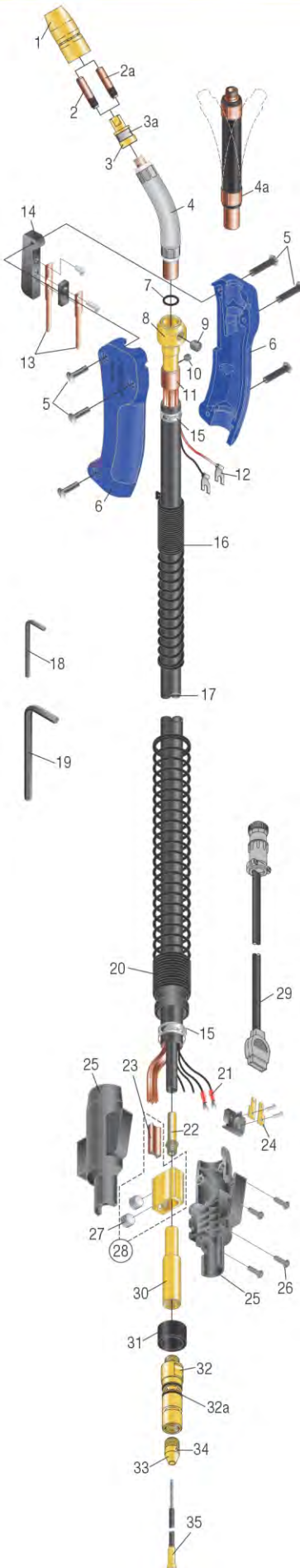
PROFAX is in no way affiliated with MILLER ELECTRIC MFG. CO. The parts advertised for sale are not genuine MILLER ELECTRIC MFG. CO. parts, but are parts made for and by PROFAX. References to MILLER ELECTRIC MFG. CO. machines, torches, and numbers are for your convenience only. We reserve the right to substitute genuine MILLER ELECTRIC MFG. CO. parts in place of 250 PROFAX parts.



Replacement parts suitable for Miller Electric® Mfg. Co.® 15M-Style 180 Amp MIG Gun Parts List



Miller®



NO.	PROFAX NO.	DESCRIPTION	NO.	PROFAX NO.	DESCRIPTION
1.	PX169715-38	Nozzle 3/8" tapered	17.	PX180-10	10' replacement cable assembly
	PX169715	Nozzle 1/2" (Standard)		PX180-12	12' replacement cable assembly
2.	PX087299	Contact tip .023-.025	PX180-15	15' replacement cable assembly	
	PX000067	Contact tip .030	PX180K	Bulk cable (per foot)	
	PX000068	Contact tip .035	PX44-25	Hex wrench 5/64"	
	PX000069	Contact tip .045	PXAL-300-532	Hex wrench 5/32"	
	PX000068T	Tapered contact tip .035	20.	PXR185-S	Spring
	PX000069T	Tapered contact tip .045	21.	PX244	Terminal
2a.	PX000068HD	Heavy duty short contact tip .035	22.	PX62N	Nipple
	PX000069HD	Heavy duty short contact tip .045	23.	PX114	Separator
3.	PX169716	Tip adapter	24.	PX194	Connector tab assembly
3a.	PX170470	Retaining ring	25.	PXR185-H	Housing
4.	PX180M45	Gooseneck 45°	26.	PXR185-SC	Screws for housing (4)
4a.	PXTF-180M	Flexible Gooseneck	27.	PXA-532-24	9/16-18 ball point screw
5.	PX122FM-SET	Binder screws for handle	28.	PX104	Cable connector block assembly
6.	PX180H-15M	Handle with binder screws (Blue)	29.	MSAK-354	Control cord
7.	PXOR1	O-ring	30.	PXR172-UA	Standard connector plug w/62N
8.	PX180-1	Cable connector block assembly	31.	R174M-R	Insulator
9.	PX516-24	Conductor tube set screw (5/16-24)	32.	PXR174-M	Connector, Miller®
10.	PX44C	Set screw for conduit 8-32	32a.	PX224	O-ring
11.	PX110-CS1	Crimp sleeve	33.	R174M-N	Nipple for Miller® connection
12.	PX18FT	Flag terminals (2)	34.	PX44C	Set screw for conduit 8-32
13.	PX92C	Switch contacts (2 ea. w/screws)	35.	PX42-23-15	15' wire conduit assembly
14.	PX92	Trigger switch assembly		PX42-3035-15	15' wire conduit assembly
15.	PX0155	Cable clamp		PX42-4045-15	15' wire conduit assembly
16.	PX180-6S	Spring strain relief for handle		PX42N-3545-15	15' nylon wire conduit, used (recommended for aluminum wire)

PROFAX NO.	WIRE SIZE	TIP I.D.	PROFAX NO.	DESCRIPTION
PX 000067	.030	.038	PX 169715-38	Nozzle 3/8" tapered (Special made by PROFAX-not offered by O.E.M.)
PX 000068	.035	.044		
PX 000069	.045	.054		
PX 087299	.023-.025	.031		
PX 000068T	.035	.044	PX 169715GL-38	Nozzle 3/8" tapered (Special made by PROFAX-not offered by O.E.M.)
PX 000069T	.045	.054		
PX 000068HD	.035	.044	PX 169715	Brass nozzle 1/2", flush
PX 000069HD	.045	.054		
PX 169716	Tip adapter		PX 169715GL-50	Brass nozzle 1/2", flush
PX 170470	Retaining ring			
PX 180M45	Flexible Gooseneck			

PROFAX is in no way affiliated with MILLER ELECTRIC MFG. CO. The parts advertised for sale are not genuine MILLER ELECTRIC MFG. CO. parts, but are parts made for and by PROFAX. References to MILLER ELECTRIC MFG. CO. machines, torches, and numbers are for your convenience only. We reserve the right to substitute genuine MILLER ELECTRIC MFG. CO. parts in place of PROFAX parts.



Replacement parts suitable for
Miller Electric® Mfg. Co.®

PROFAX

Miller®



25M-Style

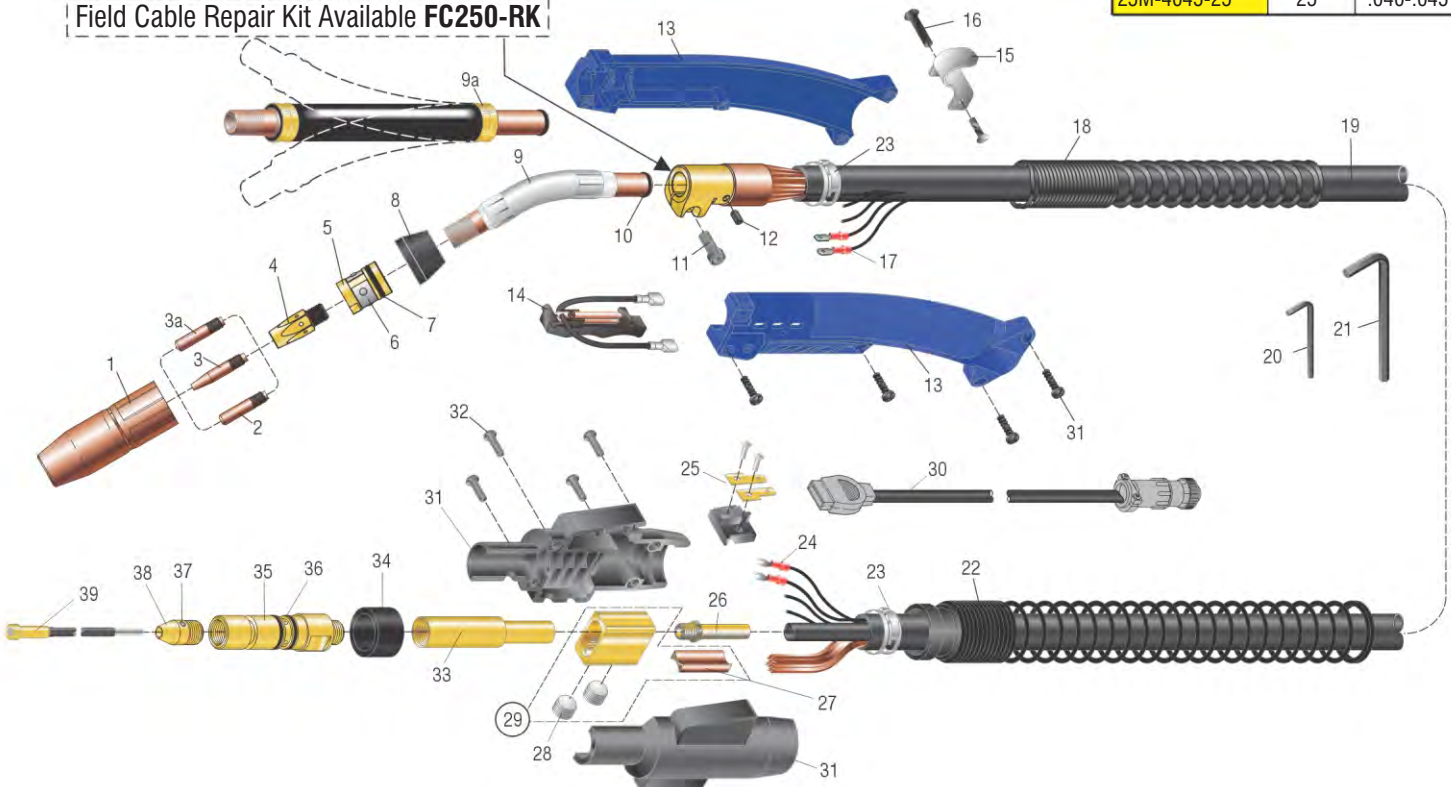
Compatible with Miller® “M-25” MIG gun consumables

FEATURES:

- Consumables compatible to Miller® “M-25” MIG guns
- Direct connect to Miller® style wire feeders
- Slim ergonomic handle
- Large integral cooling slots
- Gooseneck can rotate a full 360 degrees
- Set screw for liner is located on side of handle for protection from spatter
- Slip-on nozzle
- Available up to .052 wire size

PART NO.	LENGTH	WIRE SIZE	PART NO.	LENGTH	WIRE SIZE	PART NO.	LENGTH	WIRE SIZE	PART NO.	LENGTH	WIRE SIZE
25M-3035-10	10'	.030-.035	25M-3035-12	12'	.030-.035	25M-3035-15	15'	.030-.035	25M-3035-20	20'	.030-.035
25M-4045-10	10'	.040-.045	25M-4045-12	12'	.040-.045	25M-4045-15	15'	.040-.045	25M-4045-20	20'	.040-.045
25M-052-10	10'	.052	25M-052-12	12'	.052	25M-052-15	15'	.052	25M-3035-25	25'	.030-.035
									25M-4045-25	25'	.040-.045

Field Cable Repair Kit Available **FC250-RK**



PROFAX is in no way affiliated with MILLER ELECTRIC MFG. CO. The parts advertised for sale are not genuine MILLER ELECTRIC MFG. CO. parts, but are parts made for and by PROFAX. References to MILLER ELECTRIC MFG. CO. machines, torches, and numbers are for your convenience only. We reserve the right to substitute genuine MILLER ELECTRIC MFG. CO. parts in place of 252 PROFAX parts.



Replacement parts suitable for Miller Electric® Mfg. Co.® 25M-Style 250 Amp MIG Gun Parts List



Miller®

NO.	PROFAX NO.	DESCRIPTION	NO.	PROFAX NO.	DESCRIPTION
1.	PX 169724	Nozzle 1/2", 1/8" recessed (standard)	20.	PX 44-25	5/64" hex wrench
	PX 169725	Nozzle 5/8", 1/8" recessed	21.	PX AL187	3/16" hex wrench
	PX 169726	Nozzle 5/8", flush	22.	PX R185-S	Spring
	PX 169727	Nozzle 5/8", 1/8" stickout	23.	PX 132-12	Clamp (2 required)
	PX 176243	Nozzle 3/8", tapered copper 1/8" recessed	24.	PX 244	Terminal
	PX 178386	Nozzle 11/32", tapered copper 1/8" recessed	25.	PX 194	Connector tab assembly
	PX 200258	Nozzle 1/2", flush	26.	PX 62N	Nipple
2.		See chart below (standard)	27.	PX 114	Separator
3.		See chart below	28.	PX A-532-24	9/16" ball point screws
3a.		See chart below	29.	PX 104	Cable connector block assembly
4.	PX 169728	Tip adapter	30.	MSAK-354	Control cord
5.	PX 169729	Nozzle adapter	31.	PX R185-H	Housing w/screws
6.	PX 170467	Retaining ring	32.	PX R185-SC	Screws for housing (4)
7.	PX 170468	O-ring	33.	PX R172-UA	Standard connector plug w/62N
8.	PX 169730	Shock washer	34.	PX R174M-4	Insulator
9.	PX 64M45	Gooseneck 45° (standard)	35.	PX R174-M	Connector, Miller®
9a.	PX TFX-25M	Flexible gooseneck	36.	PX 224	O-ring
10.	PX S70011	O-ring	37.	PX 44C	Set screw
11.	PX 46C	Socket head cap screw	38.	PX R174M-N	Nipple for Miller® connection
12.	PX 45C	Set screw 8-32 x 1/4	39.	PX 42-23-15	15' wire conduit assembly .023
13.	PX 87-25M	Handle w/screws		PX 42-3035-15	15' wire conduit assembly .030-.035
14.	PX 25MT	Trigger		PX 42-4045-15	15' wire conduit assembly .040-.045
15.	PX 154FC	Hanger bracket		PX 42-116-15	15' wire conduit assembly .052 - 1/16"
16.	PX 122FM-SET	Post and screw		PX 42-3035-25	25' wire conduit assembly .030-.035
17.	PX 40MQ	Male quick connect		PX 42-4045-25	25' wire conduit assembly .040-.045
18.	PX 87-S	Support spring		PX 42-116-25	25' wire conduit assembly .052 - 1/16"
19.	PX FC-210	10' cable assembly		PX 42N-3545-15	42N-3545-15 15' teflon conduit assembly (aluminum) .035-.045
	PX FC-212	12' cable assembly			
	PX FC-215	15' cable assembly			
	PX FC-220	20' cable assembly			
	PX FC-225	25' cable assembly			

PROFAX NO.	WIRE SIZE	TIP I.D.	PROFAX NO.	WIRE SIZE	TIP I.D.	PROFAX NO.	WIRE SIZE	TIP I.D.
PX 000067	.030	.038						
PX 000068	.035	.044						
PX 000069	.045	.054						
PX 044392	.052	.064						
PX 087299	.023-.025	.031						
PX 172034	3/64"	.059						

PROFAX NO.	DESCRIPTION	PROFAX NO.	DESCRIPTION
PX 169724	Nozzle 1/2", 1/8" recessed (standard)	PX 64M45	Gooseneck 45° (standard)
PX 169725	Nozzle 5/8", 1/8" recessed	PX TFX-25M	Flexible gooseneck
PX 169726	Nozzle 5/8", flush	PX 169730	Shock washer
PX 169727	Nozzle 5/8", 1/8" stickout	PX 169728	Tip adapter
PX 176243	Nozzle 3/8" tapered copper	PX 169729	Nozzle adapter
PX 178386	Nozzle 11/32" tapered copper 1/8" recessed	PX 170467	Retaining ring
PX 200258	Nozzle 1/2", flush	PX 170468	O-ring

PROFAX is in no way affiliated with MILLER ELECTRIC MFG. CO. The parts advertised for sale are not genuine MILLER ELECTRIC MFG. CO. parts, but are parts made for and by PROFAX. References to MILLER ELECTRIC MFG. CO. machines, torches, and numbers are for your convenience only. We reserve the right to substitute genuine MILLER ELECTRIC MFG. CO. parts in place of PROFAX parts.

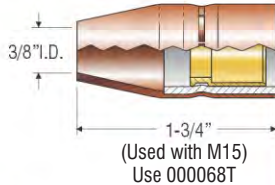
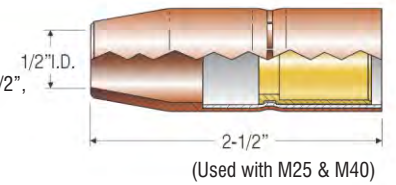
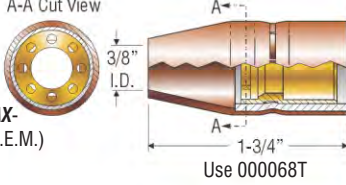
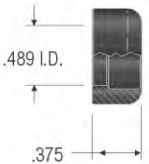
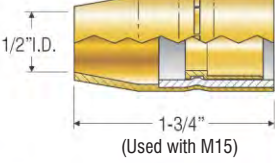
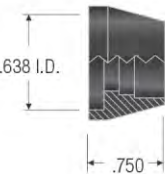
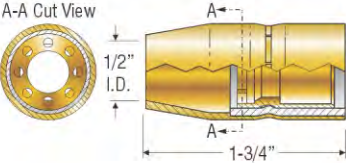
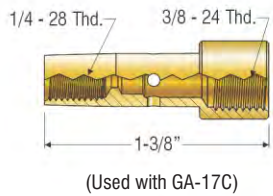
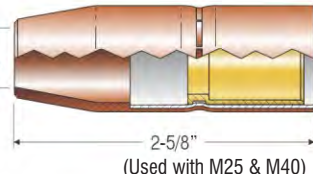
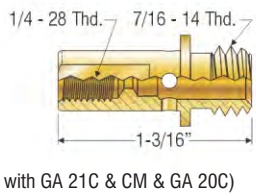
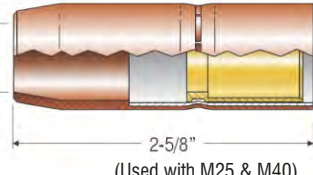
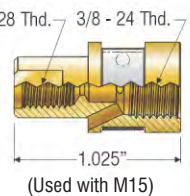
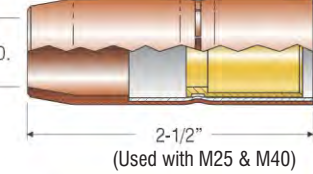
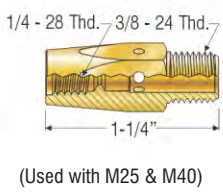
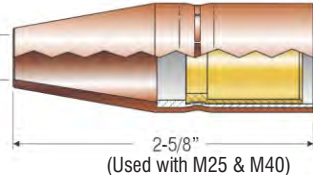
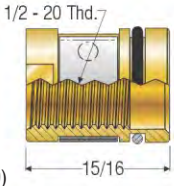


Miller®

PROFAX NO.	MILLER®	WIRE SIZE	TIP I.D.		PROFAX NO.	MILLER®	WIRE SIZE	TIP I.D.				
PX 186406	186406	.035	.044	<p>M5 x .8 Thd. 9/32" 15/16"</p> <p>(For the Spoolmate 185)</p>	PX 148155	148155	.030-.035	.054	<p>1/4" 3.660"</p>			
PX 186419	186419	.030	.038		PX 148154	148154	3/64"	.078		PX 148156	148156	1/16"
PX 000067	000067	.030	.038	<p>1/4 - 28 Thd. 1/4" 1-1/8"</p> <p>(For the M15, M25)</p>	PX 050637	050637	1/16"	.078		<p>1/4" 4" 1/4"</p>		
PX 000068	000068	.035	.044		PX 050638	050638	.030	.040				
PX 000069	000069	.045	.054		PX 094259	094259	.035	.054				
PX 044392	044392	.052	.064		PX 094260	094260	3/64"	.064				
PX 087299	087299	.023-.025	.031									
PX 172024	172024	1/16"	.073									
PX 172025	172025	5/64"	.090									
PX 172034	172034	3/64"	.059									
PX 000068T	000068T	.035	.044	<p>1/4 - 28 Thd. 1/4" 1-1/8"</p> <p>(For the M15, M25)</p>	PX 005432	005432	Curved Nozzle		<p>1/2" I.D. 1-5/8"</p>			
PX 000069T	000069T	.045	.054									
PX 000068HD	000068HD	.035	.044	<p>1/4 - 28 Thd. 1/4" 1-1/8" .280"</p> <p>(For the M25)</p>	PX 050115	050115	Nozzle 1/2"	<p>1 - 14 Thd. 1/2" I.D. 1-5/8"</p>				
PX 000069HD	000069HD	.045	.054		PX 050622	050622	Nozzle 5/8"					
				PX 050116	050116	Nozzle 13/16"						
PX 054201	054201	.045	.054	<p>1/4 - 28 Thd. 1/4" 1-5/16"</p> <p>(For the GA-17C, GA-21C & CM, GA-20C, GA-40C, GA-40CAL, GA-50C1, GA-50P, GA-40GL, & GA-50GL guns)</p>	PX 186405	186405	Nozzle 1/2"	<p>M18 x 1.5 Thd. 1/2" I.D. 1.420"</p> <p>(Used with Spoolmate 185)</p>				
PX 054202	054202	.035	.044									
PX 071825	071825	.030	.038									
PX 087300	087300	.023-.025	.031									
PX 176793	176793	.035	.044	<p>1/4 - 28 Thd. 1/4" 1-5/16"</p> <p>(For the GA-17C, GA-21C & CM, GA-20C, GA-40C, GA-40CAL, GA-50C1, GA-50P, GA-40GL, & GA-50GL guns)</p>	PX 128535	128535	Nozzle 9/16"	<p>9/16" I.D. 2-1/8"</p> <p>(Used with GA 17C)</p>				
PX 176794	176794	.045	.054									
PX 176797	176797	.030	.038									
PX 135044	135044	.035 S	.044	<p>1/4 - 28 Thd. 1/4" 1-7/16"</p> <p>(Used with XR™ & Spoolmatic 30A)</p> <p>A = Aluminum S = Steel</p>	PX 149146	149146	Nozzle 5/8"	<p>7/8 - 20 Thd. 5/8" I.D. 2-1/4"</p> <p>(Used with GA-21C & CM)</p>				
PX 135424	135424	.047 A	.059		PX 049929	049929	Nozzle 5/8" x 2-1/16"					
PX 135425	135425	.062 A	.078									
PX 135427	135427	.030 S	.035									
PX 135428	135428	.030 A	.040									
PX 135429	135429	.045 S	.054									
PX 135430	135430	.035 A	.050									
PX 147314	147314	.035 S	.040									
PX 050104	050104	3/64"	.078	<p>1/4" 6-1/8"</p>								
PX 050105	050105	1/16"	.109									
PX 119349	119349	Use 143371	.044									
PX 143371	143371	.030-.035	.044									

PROFAX is in no way affiliated with MILLER ELECTRIC MFG. CO. The parts advertised for sale are not genuine MILLER ELECTRIC MFG. CO. parts, but are parts made for and by PROFAX. References to MILLER ELECTRIC MFG. CO. machines, torches, and numbers are for your convenience only. We reserve the right to substitute genuine MILLER ELECTRIC MFG. CO. parts in place of 254 PROFAX parts.



PROFAX NO.	MILLER®	DESCRIPTION	PROFAX NO.	MILLER®	DESCRIPTION
PX 169715-38	169715-38	Nozzle 3/8" tapered (Special made by PROFAX -not offered by O.E.M.) 	PX 200258	200258	Nozzle 1/2", Flush 
PX 169715GL-38		Nozzle 3/8" tapered (Special made by PROFAX -not offered by O.E.M.) 	PX 169717	169717	Shock washer (Used with M15) 
PX 169715	169715	Brass nozzle 1/2", flush 	PX 169730	169730	Shock washer (Used with M25 & M40) 
PX 169715GL-50		Brass nozzle 1/2", flush 	PX 118267	118267	Tip adapter .023-.035 
PX 169724	169724	Nozzle 1/2", 1/2" I.D., 1/8" recessed 	PX 146425	146425	Tip adapter .030-.045 
PX 169725	169725	Nozzle 5/8", 1/8" recessed 	PX 169716 PX 170470	169716 170470	Tip adapter Retaining ring 
PX 169726	169726	Nozzle 5/8", flush 	PX 169728	169728	Tip adapter 
PX 176243 PX 178386	176243 178386	Nozzle 3/8" tapered copper Nozzle 11/32" tapered copper 1/8" recessed 	PX 169729 PX 170467 PX 170468	169729 170467 170468	Nozzle adapter Retaining ring O-ring 

PROFAX is in no way affiliated with MILLER ELECTRIC MFG. CO. The parts advertised for sale are not genuine MILLER ELECTRIC MFG. CO. parts, but are parts made for and by **PROFAX**. References to MILLER ELECTRIC MFG. CO. machines, torches, and numbers are for your convenience only. We reserve the right to substitute genuine MILLER ELECTRIC MFG. CO. parts in place of **PROFAX** parts.



PROFAX NO.

MIL-25KIT

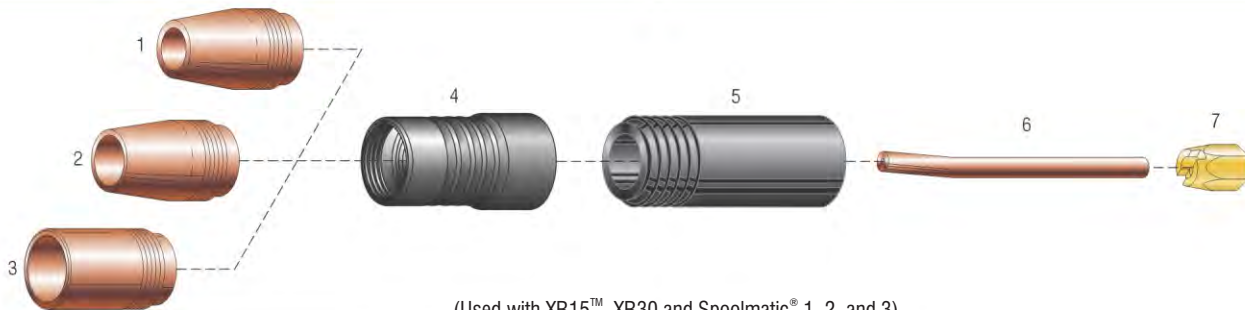

*Miller® MDX conversion kit



<https://www.youtube.com/watch?v=qYMR7TSmtSU>

NO.	PROFAX NO.	MILLER®	DESCRIPTION
1.	PX 42-4045-15	42-4045-15	Liner .040-.045
2.	PX 57HD-LG	57HD-LG	Liner cut gage
3.	PX MIL-25A	MIL-25A	Diffuser adapter
4.	PX 000068	000068	Contact tip .035
5.	PX 000069	000069	Contact tip .045
6.	PX R174-DX	R174-DX	Power pin
7.	PX 169724	169724	Nozzle 1/2"

PROFAX NO.	MILLER®	DESCRIPTION	PROFAX NO.	DESCRIPTION
PX 169731	169731	Gooseneck M25 Gun	MXF-4	Flexible barrel for extreme heat



(Used with XR15™, XR30 and Spoolmatic® 1, 2, and 3)

NO.	PROFAX NO.	MILLER®	DESCRIPTION	NO.	PROFAX NO.	MILLER®	DESCRIPTION
1.	PX 050115	050115	Nozzle 1/2"	6.	PX 050637	050637	Contact tip 1/16"
2.	PX 050622	050622	Nozzle 5/8"		PX 050638	050638	Contact tip .030
3.	PX 050116	050116	Nozzle 13/16"		PX 094259	094259	Contact tip .035
4.	PX 144862	144862	Nozzle extension		PX 094260	094260	Contact tip 3/64" (050626)
5.	PX 156821	156821	Barrel extension	7.	PX 058676	058676	Nut, brass compression



(Used with M15, M25/M25M & M40/M40AL)

PROFAX NO.	MILLER®	DESCRIPTION	I.D.	O.D.
PX 079975	079975	O-ring		
PX 194010	194010	15' replacement liner assembly - used with .023-.025 diameter wire	.039	.125
PX 194011	194011	15' replacement liner assembly - used with .030-.035 diameter wire	.045	.165
PX 194012	194012	15' replacement liner assembly - used with .035-.045 diameter wire	.065	.175
PX 194013	194013	15' replacement liner assembly - used with 1/16"-5/64" diameter wire	.109	.190



(Used with XRA™ 15, 30A and Spoolmatic® 30A)

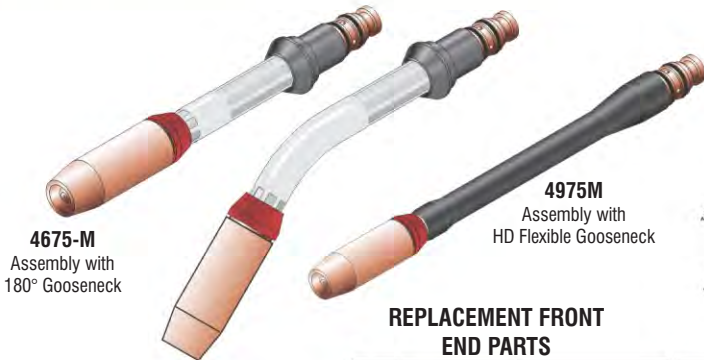
NO.	PROFAX NO.	MILLER®	DESCRIPTION	NO.	PROFAX NO.	MILLER®	DESCRIPTION
1.	PX 005417	005417	Nut, retaining nozzle	4.	PX 148155	148155	Bent contact tip .030-.035
2.	PX 005432	005432	Curved nozzle w/retaining ring		PX 148154	148154	Bent contact tip 3/64"
3.	PX 148157	148157	Washer		PX 148156	148156	Bent contact tip 1/16"

PROFAX is in no way affiliated with MILLER ELECTRIC MFG. CO. The parts advertised for sale are not genuine MILLER ELECTRIC MFG. CO. parts, but are parts made for and by PROFAX.

References to MILLER ELECTRIC MFG. CO. machines, torches, and numbers are for your convenience only. We reserve the right to substitute genuine MILLER ELECTRIC MFG. CO. parts in place of



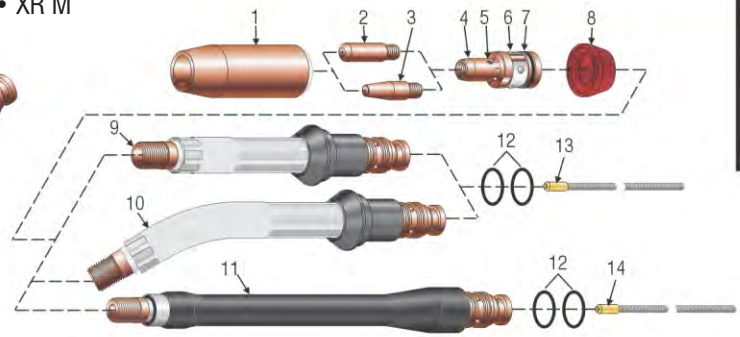
Heavy Duty Front Ends for
 Spoolmatic 15A • Spoolmatic 30A - XR 15A • XR 30A • XR M



4675-M
 Assembly with
 180° Gooseneck

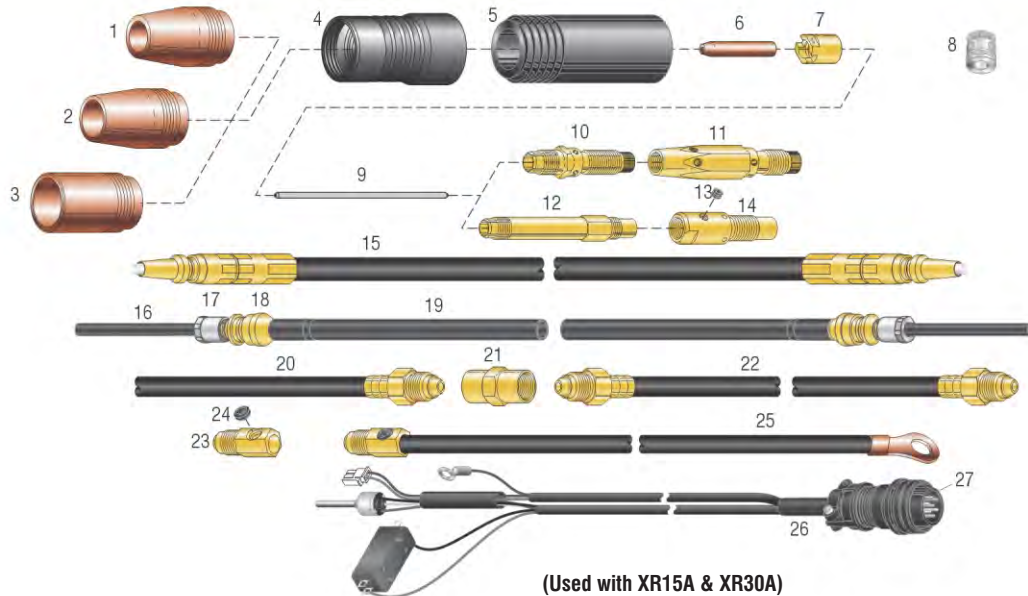
4676-M
 Assembly with
 45° Gooseneck

4975M
 Assembly with
 HD Flexible Gooseneck



**REPLACEMENT FRONT
 END PARTS**

NO.	PROFAX NO.	DESCRIPTION	NO.	PROFAX NO.	DESCRIPTION	NO.	PROFAX NO.	DESCRIPTION
1.	27 series	Nozzles (Pg. 49)	6.	240	Retaining Ring	11.	4925M	HD flexible gooseneck
2.	17 series	Tip (Pg. 49)	7.	260	O-ring	12.	225	O-rings(2)
3.	17ST series	Tip (Pg. 49)	8.	17SW	Shock washer	13.	4010	Liner
4.	57HD	Gas diffuser	9.	4600M	Gooseneck - straight	14.	4010HDF	Liner H.D. flexible
5.	44C	Screw	10.	4645M	Gooseneck - 45°			



(Used with XR15A & XR30A)

NO.	PROFAX NO.	MILLER®	DESCRIPTION	NO.	PROFAX NO.	MILLER®	DESCRIPTION
1.	PX 050115	050115	Nozzle 1/2"	13.	PX 604612	604612	Set screw 8-32 x .125 cup point
2.	PX 050622	050622	Nozzle 5/8"	14.	PX 164422	164422	Tube, head
3.	PX 050116	050116	Nozzle 13/16"	15.	PX 112715	112715	192" conduit for Miller® 30A, XR
4.	PX 144862	144862	Extension nozzle		PX 112716	112716	372" conduit for Miller® 30A, XR
5.	PX 156821	156821	Extension barrel	16.	PX 191065	191065	32' replacement liner
6.	PX 135424	135424	Contact tube .047	I.D.	17.	PX 185106	Nut
	PX 135425	135425	Contact tube .062	O.D.	18.	PX 192040	Fitting
	PX 135427	135427	Contact tube .030	.061	19.	PX 194410	30' conduit/liner with fittings
	PX 135428	135428	Contact tube .030	.081	20.	PX 137472	Gas hose 30'
	PX 135429	135429	Contact tube .047	.036	21.	PX 000950	Hose coupler
	PX 135430	135430	Contact tube .035	.040	22.	PX 048837	Gas hose 10'
	PX 147314	147314	Contact tube .035	.054	23.	PX 137495	Fitting
				.050		PX 235753	New part number
7.	PX 136748	136748	Compression nut		24.	PX 141694	Set screw .312-18 x .375
8.	PX 136135	136135	Drive roll .030-1/16"		25.	PX 235689	Cable assembly, 15' - New part number
	PX 183357	183357	Drive roll .030-.035			PX 137479	Cable assembly, 30'
	PX 183358	183358	Drive roll .047-.062			PX 235690	Cable assembly, 30' - New part number
9.	PX 136682	136682	Teflon liner .023-.035 wire sizes		26.	PX 138458	Control cable assembly, 15'
	PX 136683	136683	Teflon liner .045-1/16" wire sizes			PX 138459	Control cable assembly, 30'
10.	PX 136680	136680	Adapter, contact tube (Use prior to s/n KD-432881)			PX 198810	Control cable assembly, 30' - New part number
11.	PX 136681	136681	Tube, head (Use prior to s/n KD-432881)			PX 204605	Control cable assembly, 30' - New part number
12.	PX 164421	164421	Adapter, contact tube			PX 146212	10 pin plug


PROFAX is in no way affiliated with MILLER ELECTRIC MFG. CO. The parts advertised for sale are not genuine MILLER ELECTRIC MFG. CO. parts, but are parts made for and by PROFAX. References to MILLER ELECTRIC MFG. CO. machines, torches, and numbers are for your convenience only. We reserve the right to substitute genuine MILLER ELECTRIC MFG. CO. parts in place of PROFAX parts.



Miller®

VOLTMETERS/AMMETERS

PROFAX NO.	MILLER®	FACE	STYLE	CURRENT	VOLTS	AMPS
PX 025603	025603	3.500"	B	DC	—	0-300
PX 025604	025604	3.500"	A	DC	0-100	—
PX 025608	025608	3.500"	B	DC	—	0-500
PX 025610	025610	3.500"	B	DC	—	0-800
PX 025632	025632	3.500"	A	DC	0-50	—
PX 118899	118899	2.710"	D	DC	—	0-800
PX 118900	118900	2.710"	D	DC	—	0-600
PX 118901	118901	2.710"	D	DC	—	0-500
PX 118902	118902	2.710"	C	DC	0-50	—
PX 119005	119005	2.710"	D	DC	—	0-400
PX 119006	119006	2.710"	C	DC	0-100	—
PX 121207	121207	2.710"	D	DC	—	0-300



FAN MOTOR

PX 116190	116190	Fan motor
-----------	--------	-----------

Specifications:

- 1/12 HP
- 1550 RPM
- 230 Volt-1ph-60Hz
- .65 Amp
- Thermally Protected



Part no. supersedes no.'s 032603, 079801, 208402 & 238626.

FILTER

PROFAX NO.	LINCOLN®	DESCRIPTION
PX 211989	211989	Filter



TRIGGER ADAPTER

PROFAX NO.	MILLER®	DESCRIPTION
PX 202692	202692	Adapter, Trigger, Miller® to Lincoln®





WIRE FEEDER KNOBS



PROFAX NO.	MILLER®	PROFAX NO.	MILLER®	PROFAX NO.	MILLER®
PX 079772	079772	PX 124778	124778	PX 151437	151437
S22A Prior to KA579476 S22P12, S22P8, S32P and 50 Series Feeders		S22A Starting with KA579476 S32S, S32SL, SC8VS, SC12VS, SC8RC, Super 32P Ultralite, and R115 Feeders		60 and 70 Series Feeders	

TERMINALS



Black

PROFAX NO.	MILLER®
PX 039046	039046
PX 181246	181246
PX 241433	241433

Red

PROFAX NO.	MILLER®
PX 039047	039047
PX 181245	181245
PX 241432	241432

PROFAX NO.	MILLER®	DESCRIPTION
PX 601879	601879	Replacement hex nut

SENSOR LEAD

PROFAX NO.	MILLER®	DESCRIPTION
PX172732	172732	15' Sensor lead 8VS & 12VS
PX126693	126693	15' Sensor lead S32P
PX214011	214011	16' Sensor lead Extreme
PX252212	252212	16' Sensor lead w/strain relief X-Treme® 12VS
PX252262	252262	25" Trigger cable w/strain relief




172732



214011
126693



252212

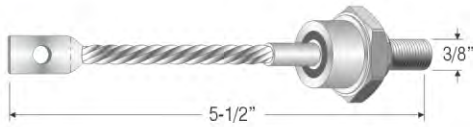


252262

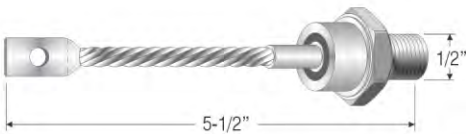


DIODES

PROFAX NO.	MILLER®	DESCRIPTION	POLARITY	STUD SIZE
PX 037305	037305	150 amp 300 volt	Straight	3/8"
PX 037306	037306	150 amp 300 volt	Reverse	3/8"



PROFAX NO.	MILLER®	DESCRIPTION	POLARITY	STUD SIZE
PX 037993	037993	150 amp 300 volt	Straight	1/2"
PX 037994	037994	150 amp 300 volt	Reverse	1/2"



PROFAX NO.	MILLER®	DESCRIPTION	POLARITY	STUD SIZE
PX 037956	037956	275 amp 300 volt	Straight	3/4"
PX 037957	037957	275 amp 300 volt	Reverse	3/4"



BRIDGE RECTIFIER

PROFAX NO.	MILLER®	DESCRIPTION
PX 035704	035704	Bridge rectifier 40 amp 800 volt



12 Volt/250 Amp Contactor

PROFAX NO.	MILLER®	DESCRIPTION
6427	110361	Contactor
	138035	
	192809	
	224039	
	224697	
	255627	
	252202	

NOTE: THIS IS THE CONTACTOR ONLY AND DOES NOT INCLUDE ANY SHIELDING, BRACKETS, OR BUSS BARS WHICH WERE FURNISHED BY THE EQUIPMENT MANUFACTURER IN THE ORIGINAL CONTACTOR KITS.



This contactor is a replacement suitable for the MILLER® **110361** contactor that is used in the 115/12 SECONDARY CONTACTOR and the 130676 and 130677 contactor kits for the S32P12, SUPER 32, 8VS, and 12VS voltage sensing wire feeders. Suitable for 8VS, 12VS and Arc Reach® feeders.

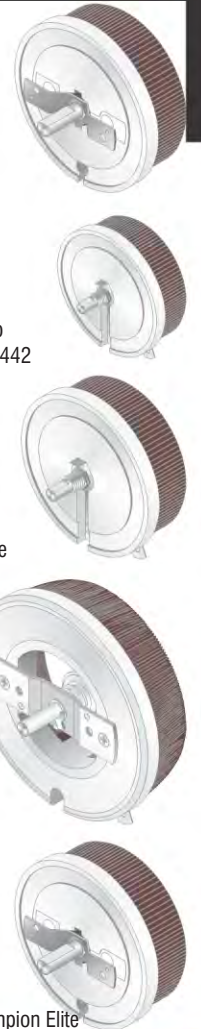
RHEOSTATS

PROFAX NO.	MILLER®	OHM	WATT
PX 030653 PX 222996	030653 222996	15	150
PX 205839	205839 (Supersedes 117243)	10	100
PX 207177	207177 (Supersedes 200657 233060)	14	150
PX 605960	605960	34	300
PX 239168	239168	50	150

Fits Bobcat
225G
225G Plus
225D
225D Plus
225NT Prior to
LC191442


Fits Bobcat
225
225NT
250
250FE
250NT
Bobcat 3 Phase

Fits Bobcat
225
250
Hobart® Champion Elite




POTENTIOMETER

PROFAX NO.	MILLER®	DESCRIPTION
PX 072462	072462	Potentiometer w/Tension Nut 1K-1T-2W
PX 072590 PX 198087	072590 198087	Shaft Tension Nut Potentiometer w/out Tension Nut
PX 073562 PX 208399	073562 208399	Potentiometer 10K-1T-2W Potentiometer 10K-1T-2W



CONTACTORS



For contactors suitable for use in Miller® power sources see contactor section at back of catalog pages 295 - 298.



Replacement Parts Suitable For:

Miller Electric Mfg. Co.®



TWO ROLL KITS FOR THE FOLLOWING MILLER® WIRE FEEDERS:

8VS, 12VS, Extreme 12VS, S22A, S22P, S32S, S32P, S42GL, S52, D52, Millermatic® 200, 250, 251, 252, 250MP, 250X, and Vintage®, Portamig, Automatic Drives A1-2, A2-2 & A1D-2, SwingArc Single, Dual, SwingArc Digital 1 & 2.

(Note: D52, SwingArc Dual & SwingArc Digital 2 requires **two** kits.)



FOUR ROLL KITS FOR THE FOLLOWING MILLER® WIRE FEEDERS:

R115V, S24, S24A, S44GL, S54A, S54D, S54E, S54M, D54A, D54D, D54M & Automatic Drives A1-4, A2-4, A1D-4, & Millermatic® 300.

(Note: The D54A D54D & D54M requires **two** kits.)



Anti wear guide (045233) is optional on this style kit.

Anti wear guide (045233) is optional on this style kit.

KITS CONTAIN TWO DRIVE ROLLS, AND ONE INLET GUIDE.

KITS CONTAIN FOUR DRIVE ROLLS, ONE INLET GUIDE AND ONE INTERMEDIATE GUIDE.

"V" GROOVE KITS		KIT PARTS	
WIRE SIZE	KIT NO.	DRIVE ROLL	INLET GUIDE
.023/.025	PX 087131	PX 087130	PX 056192
.030	PX 079594	PX 053695	PX 056192
.035	PX 079595	PX 053700	PX 056192
.040		PX 053696	PX 056193
.045	PX 079596	PX 053697	PX 056193
.052	PX 079597	PX 053698	PX 056193
1/16"	PX 079598	PX 053699	PX 056195
"U" GROOVE KITS		KIT PARTS	
WIRE SIZE	KIT NO.	DRIVE ROLL	INLET GUIDE
.035	PX 044749	PX 072000	PX 056192
.045	PX 079599	PX 053701	PX 056193
.052	PX 079600	PX 053702	PX 056193
1/16"	PX 079601	PX 053706	PX 056195
5/64"	PX 079602	PX 053704	PX 056195
3/32"	PX 079603	PX 053703	PX 056196
7/64"	PX 079604	PX 053705	PX 056196
"V" KNURLED GROOVE KITS		KIT PARTS	
WIRE SIZE	KIT NO.	DRIVE ROLL	INLET GUIDE
.035	PX 079606	PX 132958	PX 056192
.045	PX 079607	PX 132957	PX 056193
.052	PX 079608	PX 132956	PX 056193
1/16"	PX 079609	PX 132955	PX 056195
.068-.072	PX 089984	PX 132959	PX 056195
5/64"	PX 079610	PX 132960	PX 056195
3/32"	PX 079611	PX 132961	PX 056196
7/64"	PX 079612	PX 132962	PX 056196
1/8"	PX 079613	PX 132963	PX 056197

"V" GROOVE KITS		KIT PARTS		
WIRE SIZE	KIT NO.	DRIVE ROLL	INLET GUIDE	INTERMEDIATE GUIDE
.023/.025	PX 087132	PX 087130	PX 056192	PX 056206
.030	PX 046780	PX 053695	PX 056192	PX 056206
.035	PX 046781	PX 053700	PX 056192	PX 056206
.040	PX 191917	PX 053696	PX 056193	PX 056207
.045	PX 046782	PX 053697	PX 056193	PX 056207
.052	PX 046783	PX 053698	PX 056193	PX 056207
1/16"	PX 046784	PX 053699	PX 056195	PX 056209
"U" GROOVE KITS		KIT PARTS		
WIRE SIZE	KIT NO.	DRIVE ROLL	INLET GUIDE	INTERMEDIATE GUIDE
.035	PX 044750	PX 072000	PX 056192	PX 056206
.045	PX 046785	PX 053701	PX 056193	PX 056207
.052	PX 046786	PX 053702	PX 056193	PX 056207
1/16"	PX 046787	PX 053706	PX 056195	PX 056209
5/64"	PX 046788	PX 053704	PX 056195	PX 056209
3/32"	PX 046789	PX 053703	PX 056196	PX 056210
7/64"	PX 046790	PX 053705	PX 056196	PX 056210
"V" KNURLED GROOVE KITS		KIT PARTS		
WIRE SIZE	KIT NO.	DRIVE ROLL	INLET GUIDE	INTERMEDIATE GUIDE
.035	PX 046792	PX 132958	PX 056192	PX 056206
.045	PX 046793	PX 132957	PX 056193	PX 056207
.052	PX 046794	PX 132956	PX 056193	PX 056207
1/16"	PX 046795	PX 132955	PX 056195	PX 056209
.068-.072		PX 132959	PX 056195	PX 056209
5/64"	PX 046796	PX 132960	PX 056195	PX 056209
3/32"	PX 046797	PX 132961	PX 056196	PX 056210
7/64"	PX 046798	PX 132962	PX 056196	PX 056210
1/8"	PX 046799	PX 132963	PX 056197	PX 056211

Same size drive rolls can be cross matched to meet specific needs: e.g. "U" Groove with "V" Knurled. (Note: Cross matching is not available as kits. Standard kits or individual kit pieces must be ordered for cross matching.)

"V" Groove Used for hard wires.

"U" Groove Used for soft-shelled cored wires and are recommended for feeding aluminum wires.

"V" Knurled Used for hard-shelled cored wires.

The Miller 30E can also use these kits **if the 044560** conversion kit from Miller® is installed.

Same size drive rolls can be cross matched to meet specific needs: e.g. "U" Groove with "V" Knurled. (Note: Cross matching is not available as kits. Standard kits or individual pieces must be ordered for cross matching.)

"V" Groove Used for hard wires.

"U" Groove Used for soft-shelled cored wires and recommended for aluminum wires.

"V" Knurled Used for hard-shelled cored wires.

The Miller 30A & B can also use these kits **if the 044559** conversion kit from Miller® is installed.

PROFAX is in no way affiliated with MILLER ELECTRIC MFG. CO. The parts advertised for sale are not genuine MILLER ELECTRIC MFG. CO. parts, but are parts made for and by PROFAX.

References to MILLER ELECTRIC MFG. CO. machines, torches, and numbers are for your convenience only. We reserve the right to substitute genuine MILLER ELECTRIC MFG. CO. parts in place of



Replacement Parts Suitable For:

Miller Electric Mfg. Co.®



TWO ROLL KITS FOR THE FOLLOWING MILLER® 62 SERIES WIRE FEEDERS:

S62, S62D, and D62D requires **one** kit.
D62 and D62D are dual feeders and requires **two** kits.



FOUR ROLL KITS FOR THE FOLLOWING MILLER® 64 & 74 SERIES FEEDERS:

S64, S64D, S64M, S64M, SS64M, SS12, SS16, SS12D, SS16D, S74S, S74D, S74DX, SS74D12, SS74D16 requires **one** kit.
D60M, DS60M, D64, D64D, Swing Arc DS12, DS16, DS16D, D74S, D74D, D74DX, DS74D-12, DS74D-16 are dual feeders and requires **two** kits.



Optional anti-wear guide
PN: 221030



Optional anti-wear guide
PN: 221030



KITS CONTAIN TWO DRIVE ROLLS, ONE INLET GUIDE, ONE INTERMEDIATE GUIDE AND ONE ANTI-WEAR GUIDE.

KITS CONTAIN FOUR DRIVE ROLLS, ONE INLET GUIDE, ONE INTERMEDIATE GUIDE AND ONE ANTI-WEAR GUIDE.

"V" GROOVE KITS		KIT PARTS				"V" GROOVE KITS		KIT PARTS			
WIRE SIZE	KIT NO.	DRIVE ROLL	INLET GUIDE	INTERMEDIATE GUIDE	ANTI-WEAR GUIDE	WIRE SIZE	KIT NO.	DRIVE ROLL	INLET GUIDE	INTERMEDIATE GUIDE	ANTI-WEAR GUIDE
.023 / .025	PX 151030	PX 087130	PX 150993	PX 149518	PX 045233	.023 / .025	PX 151024	PX 087130	PX 150993	PX 149518	PX 045233
.030	PX 151031	PX 053695	PX 150993	PX 149518	PX 045233	.030	PX 151025	PX 053695	PX 150993	PX 149518	PX 045233
.035	PX 151032	PX 053700	PX 150993	PX 149518	PX 045233	.035	PX 151026	PX 053700	PX 150993	PX 149518	PX 045233
.040	PX 161189	PX 053696	PX 150994	PX 149519	PX 045233	.040	PX 161190	PX 053696	PX 150994	PX 149519	PX 045233
.045	PX 151033	PX 053697	PX 150994	PX 149519	PX 045233	.045	PX 151027	PX 053697	PX 150994	PX 149519	PX 045233
.052	PX 151034	PX 053698	PX 150994	PX 149519	PX 045233	.052	PX 151028	PX 053698	PX 150994	PX 149519	PX 045233
1/16"	PX 151035	PX 053699	PX 150995	PX 149520	PX 045233	1/16"	PX 151029	PX 053699	PX 150995	PX 149520	PX 045233
"U" GROOVE KITS		KIT PARTS				"U" GROOVE KITS		KIT PARTS			
WIRE SIZE	KIT NO.	DRIVE ROLL	INLET GUIDE	INTERMEDIATE GUIDE	ANTI-WEAR GUIDE	WIRE SIZE	KIT NO.	DRIVE ROLL	INLET GUIDE	INTERMEDIATE GUIDE	ANTI-WEAR GUIDE
.035	PX 151044	PX 072000	PX 150993	PX 149518	PX 045233	.035	PX 151036	PX 072000	PX 150993	PX 149518	PX 045233
.045	PX 151045	PX 053701	PX 150994	PX 149519	PX 045233	.045	PX 151037	PX 053701	PX 150994	PX 149519	PX 045233
.052	PX 151046	PX 053702	PX 150994	PX 149519	PX 045233	.052	PX 151038	PX 053702	PX 150994	PX 149519	PX 045233
1/16"	PX 151047	PX 053706	PX 150995	PX 149520	PX 045233	1/16"	PX 151039	PX 053706	PX 150995	PX 149520	PX 045233
5/64"	PX 151048	PX 053704	PX 150995	PX 149520	PX 045233	5/64"	PX 151040	PX 053704	PX 150995	PX 149520	PX 045233
3/32"	PX 151049	PX 053703	PX 150996	PX 149521	PX 045233	3/32"	PX 151041	PX 053703	PX 150996	PX 149521	PX 045233
7/64"	PX 151050	PX 053705	PX 150996	PX 149521	PX 045233	7/64"	PX 151042	PX 053705	PX 150996	PX 149521	PX 045233
"V" KNURLED KITS		KIT PARTS				"V" KNURLED KITS		KIT PARTS			
WIRE SIZE	KIT NO.	DRIVE ROLL	INLET GUIDE	INTERMEDIATE GUIDE	ANTI-WEAR GUIDE	WIRE SIZE	KIT NO.	DRIVE ROLL	INLET GUIDE	INTERMEDIATE GUIDE	ANTI-WEAR GUIDE
.035	PX 151061	PX 132958	PX 150993	PX 149518	PX 045233	.035	PX 151052	PX 132958	PX 150993	PX 149518	PX 045233
.045	PX 151062	PX 132957	PX 150994	PX 149519	PX 045233	.045	PX 151053	PX 132957	PX 150994	PX 149519	PX 045233
.052	PX 151063	PX 132956	PX 150994	PX 149519	PX 045233	.052	PX 151054	PX 132956	PX 150994	PX 149519	PX 045233
1/16"	PX 151064	PX 132955	PX 150995	PX 149520	PX 045233	1/16"	PX 151055	PX 132955	PX 150995	PX 149520	PX 045233
.068-.072	PX 151065	PX 132959	PX 150995	PX 149520	PX 045233	.068-.072	PX 151056	PX 132959	PX 150995	PX 149520	PX 045233
5/64"	PX 151066	PX 132960	PX 150995	PX 149520	PX 045233	5/64"	PX 151057	PX 132960	PX 150995	PX 149520	PX 045233
3/32"	PX 151067	PX 132961	PX 150996	PX 149521	PX 045233	3/32"	PX 151058	PX 132961	PX 150996	PX 149521	PX 045233
7/64"	PX 151068	PX 132962	PX 150996	PX 149521	PX 045233	7/64"	PX 151059	PX 132962	PX 150996	PX 149521	PX 045233
1/8"	PX 151069	PX 132963	PX 150997	PX 149522	PX 045233	1/8"	PX 151060	PX 132963	PX 150997	PX 149522	PX 045233
5/32"		PX 193700				5/32"		PX 193700			

Same size drive rolls can be cross matched to meet specific needs: e.g. "U" Groove with "V" Knurled. (Note: Cross matching is not available as kits. Standard kits or individual kit pieces must be ordered for cross matching.)

Same size drive rolls can be cross matched to meet specific needs: e.g. "U" Groove with "V" Knurled. (Note: Cross matching is not available as kits. Standard kits or individual pieces must be ordered for cross matching.)

- "V" Groove Used for hard wires.
- "U" Groove Used for soft-shelled cored wires and are recommended for feeding aluminum wires.
- "V" Knurled Used for hard-shelled cored wires.

- "V" Groove Used for hard wires.
- "U" Groove Used for soft-shelled cored wires and recommended for aluminum wires.
- "V" Knurled Used for hard-shelled cored wires.

PROFAX is in no way affiliated with MILLER ELECTRIC MFG. CO. The parts advertised for sale are not genuine MILLER ELECTRIC MFG. CO. parts, but are parts made for and by PROFAX. References to MILLER ELECTRIC MFG. CO. machines, torches, and numbers are for your convenience only. We reserve the right to substitute genuine MILLER ELECTRIC MFG. CO. parts in place of PROFAX parts.



Replacement Parts Suitable For:

Miller Electric Mfg. Co.® REMOTE CONTROLS



Miller®



MHC-3

(Optional Extension Cords)



MHC-14



High Impact Plastic Enclosure



(Optional Extension Cords)



MHCP-14-1



High impact plastic enclosure

115 VAC Receptacles with GFCI

(Extension Cords)



MHCP-14



High impact plastic enclosure

115 VAC Receptacles with GFCI



MHC-3GD34A

Special cord lengths are available upon request

REMOTE HAND CONTROL

MATCHING EXTENSION CORDS

PROFAX NO.	MILLER®	LENGTH	DESCRIPTION	PROFAX NO.	MILLER®	MHC-3 EXTENSION CORDS
MHC-3	RHC-3	No Cord	330, 340 & 360 ABP, DIALARC® HF, MK VIII® -2, SRH222, 333, 444, 555 & 666 (Extension Cords) →	9245	-	25' extension cord
MHC-3-1		1'		9246	-	50' extension cord
MHC-3-25	RHC-3-25	25'		9247	-	75' extension cord
MHC-3-50	RHC-3-50	50'		9248	-	100' extension cord
MHC-3-100	RHC-3-100	100'		9249	-	150' extension cord
All machines that HAVE the 030653 or 222966 rheostat						
MHC-14	RHC-14	No Cord	DIMENSION® 302, NT450, 452, 652 & MK VI®, SYNCROWAVE® 200, 250DX, 350DX, 350LX, XMT® 304, 350, 456, Big 40C, BIG BLUE™ 400, 500, CST 280, DYNASTY 200, 350, 700, MAXSTAR® 200, 350, 700, PIPE PRO 304, PIPEWORX, PRO 300, SHOPMATE 300, 300DX, TRAILBLAZER 275DC, 302 (Optional Extension Cords) →	PX 122 972	122 972	10' extension cord
MHC-14-1		1'		PX 122 973	242208025	25' extension cord
MHC-14-25	RHC-14-25	25'		PX 122 974	242208050	50' extension cord
MHC-14-50	RHC-14-50	50'		PX 122 975	122 975	75' extension cord
MHC-14-100	RHC-14-100	100'		PX 242208080 9319	242208080 -	80' extension cord 100' extension cord
All machines that HAVE the 14 pin receptacle						
MHCP-14-1	(*Requires cord)		MHCP models do NOT have contactor switch (Extension Cords) →	MHCP-14-C-25	MHCP-14-C-25	25' extension cord (MHCP-14-25 only)
MHCP-14-25	PRHC-14-25	25'		MHCP-14-C-50	MHCP-14-C-50	50' extension cord (MHCP-14-50 only)
MHCP-14-50	PRHC-14-50	50'		MHCP-14-C-75	MHCP-14-C-75	75' extension cord (MHCP-14-75 only)
MHCP-14-100	PRHC-14-100	100'				
MHC-3GD34A	RHC-3GD34A	No Cord	BIG BLUE™ 250D, BIG BLUE™ 251D, BIG 40®, BIG 40® D, BIG BLUE™ 400D, BIG BLUE™ 400D AIR PAK™, BIG BLUE™ 400CC, BIG BLUE™ 500CC All engine drives NOT having the 14 pin receptacle	7222		Potentiometer nut for MHCP
MHC-3GD34A-25	RHC-3GD34A-25	25'		9327		Tension nut for MHC-14
MHC-3GD34A-50	RHC-3GD34A-50	50'		9813		Potentiometer for MHC-14 and MHCP
MHC-3GD34A-100	RHC-3GD34A-100	100'		9814		Knob for MHC-14
				LHC-K	019602	Rheostat knob for MHC-3GD34A
				MHC-K	019627	Rheostat knob for MHC-3/MHCP
				PX 032898	032898	3 prong twist lock plug for MHC-3GD34A
				PX 136961	136961	14 pin plug for MHC-14
				PX 605797	605797	3 prong twist lock plug for MHC-3

PROFAX is in no way affiliated with MILLER ELECTRIC MFG. CO. The parts advertised for sale are not genuine MILLER ELECTRIC MFG. CO. parts, but are parts made for and by PROFAX.

References to MILLER ELECTRIC MFG. CO. machines, torches, and numbers are for your convenience only. We reserve the right to substitute genuine MILLER ELECTRIC MFG. CO. parts in place



Replacement Parts Suitable For:

Miller Electric Mfg. Co.® REMOTE CONTROLS



Miller®

REMOTE FINGERTIP CONTROL



Operates contactor and controls output.

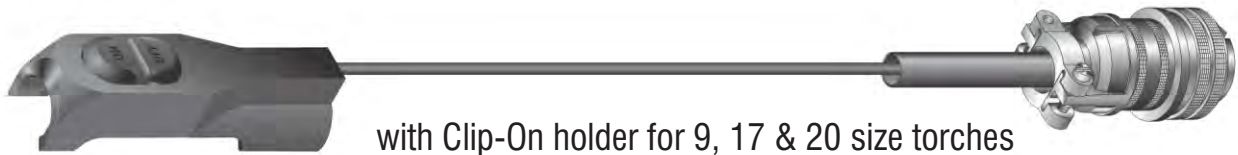
REMOTE FOOT CONTROL



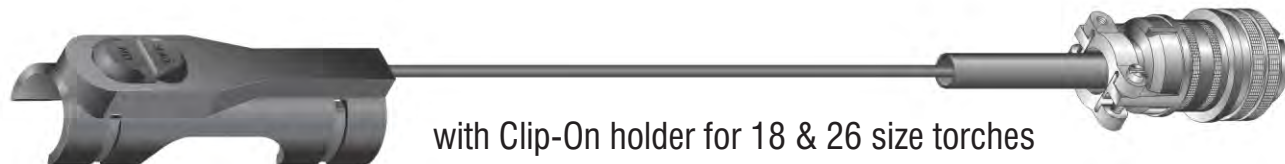
High Impact Plastic
Operates contactor and controls output.

PROFAX NO.	MILLER®	DESCRIPTION	PROFAX NO.	MILLER®	DESCRIPTION	COMPATIBLE EQUIPMENT
MFTC-14	RCC-14	Fingertip control with 27' cord and 14 pin plug compatible with Tig machines effective with JK674521	MFC-14	RFCS-14	Foot control w/25' cord & 14 pin plug.	Direct Connects to: Aerowave, Dimension 302, 452, 652 & NT450, Dynasty 700, 200, 350, & 700, Invision, 456P & 456MP, & MK VI, Shopmaster 300, Syncrowave 180SD, 200, 250DX, 350DX, 350LX, TIGRunner, XMT,350, 304, & 456, PipePro 304, PRO 300, Trailblazer 302, Maxstar 200,300, and 700
MFTC-14-52		Fingertip control with 52' cord and 14 pin plug compatible with Tig machines effective with JK674521	PX 122 973	242208025	25' ext. cord	
MFTC-5	RCC-5	Fingertip control with 27' cord and 5 pin plug compatible with Tig machines prior to JK674521	PX 122 974	242208050	50' ext. cord	
MFTC-5-52		Fingertip control with 52' cord and 5 pin plug compatible with Tig machines prior to JK674521 (special cord lengths available up to 100')	PX 122 975	122 975	75' ext. cord	
			PX 242208080	242208080	80' ext. cord	Used to extend the MFC-14 foot control & MHC-14 hand control
			9319		100' ext. cord	
			PX 129 341	129 341	Adapter	5 pin plug to 14 socket receptacle. Adapts all older Miller equipment with the 5 socket remote receptacle to the standard Miller 14 socket receptacle.
			PX 136961	136961	14 pin plug	
MFTC EXTENSION CORDS			9343		Micro switch	
MFTC-14			9364		25' cord with 14 pin plug	
PROFAX DESCRIPTION						
9688		25' extension				
9689		50' extension				
9690		75' extension				
9691		100' extension				

TIG Off/On Switch Assemblies for Miller®



with Clip-On holder for 9, 17 & 20 size torches



with Clip-On holder for 18 & 26 size torches

PROFAX NO.	LENGTH	DESCRIPTION	TORCHES
9707	27'	14 pin plug to off/on switch with large Clip-On holder	18 & 26
9708	52'	14 pin plug to off/on switch with large Clip-On holder	18 & 26
9709	27'	14 pin plug to off/on switch with small Clip-On holder	9, 17, & 20
9710	52'	14 pin plug to off/on switch with small Clip-On holder	9, 17, & 20

PROFAX is in no way affiliated with MILLER ELECTRIC MFG. CO. The parts advertised for sale are not genuine MILLER ELECTRIC MFG. CO. parts, but are parts made for and by PROFAX. References to MILLER ELECTRIC MFG. CO. machines, torches, and numbers are for your convenience only. We reserve the right to substitute genuine MILLER ELECTRIC MFG. CO. parts in place of PROFAX parts.



INTERCONNECTING CORDS

Miller®

Feeder Terminal Strip

An interconnecting cord connects one type of equipment to another. The connectors will not mate to each other.



Power Source (14 socket)

PROFAX	MILLER®	DESCRIPTION	APPLICATION
9450	-	10' 14 pin to Terminals	(6 Wire)Hardwires into and is for the S22 series , 24VAC wire feeders to Miller power sources w/ 14 socket receptacle.
9451	-	25' 14 pin to Terminals	
9452	-	50' 14 pin to Terminals	
9453	-	75' 14 pin to Terminals	
9454	-	100' 14 pin to Terminals	

Feeder (4 pin)



Power Source (14 socket)

PROFAX	MILLER®	DESCRIPTION	APPLICATION
PX110 436	110 436	10' 14 pin to 4 socket	(4 Wire) Interconnects 50 series wire feeders to Miller power sources w/ 14 socket receptacle.
PX110 438	110 438	25' 14 pin to 4 socket	
9462	110 435	50' 14 pin to 4 socket	
9463	-	75' 14 pin to 4 socket	
9464	-	100' 14 pin to 4 socket	

Feeder (4 pin)



Power Source

PROFAX	MILLER®	DESCRIPTION	APPLICATION
9465	-	10' Hubbell to 4 socket	(4 Wire)Interconnects 50 series wire feeders to the older Miller power sources with Hubbell twistlock style receptacles.
9466	-	25' Hubbell to 4 socket	
9467	-	50' Hubbell to 4 socket	
9468	-	75' Hubbell to 4 socket	
9469	-	100' Hubbell to 4 socket	

Feeder



Power Source (14 socket)

PROFAX	MILLER®	DESCRIPTION	APPLICATION
9470	-	10' 14 pin to Hubbell	(4 Wire)Interconnects the 10A, 30A & 30B wire feeders to Miller power sources with the 14 socket receptacle.
9471	-	25' 14 pin to Hubbell	
9472	-	50' 14 pin to Hubbell	
9473	-	75' 14 pin to Hubbell	
9474	-	100' 14 pin to Hubbell	


Feeder



Power Source

PROFAX	MILLER®	DESCRIPTION	APPLICATION
9536	-	10' Hubbell to Hubbell	(4 Wire)Interconnects the 10A, 30A & 30B wire feeders to Miller power sources w/the Hubbell twistlock style receptacles.
9537	-	25' Hubbell to Hubbell	
9538	-	50' Hubbell to Hubbell	
9539	-	75' Hubbell to Hubbell	
9540	-	100' Hubbell to Hubbell	

ADAPTER CORDS



PROFAX NO.	MILLER®	DESCRIPTION	APPLICATION
PX 300 507	300 507	Adapter, 6P plug to 14S recpt maxstar 150	

PROFAX is in no way affiliated with MILLER ELECTRIC MFG. CO. The parts advertised for sale are not genuine MILLER ELECTRIC MFG. CO. parts, but are parts made for and by PROFAX. References to MILLER ELECTRIC MFG. CO. machines, torches, and numbers are for your convenience only. We reserve the right to substitute genuine MILLER ELECTRIC MFG. CO. parts in place of 264 PROFAX parts.



INTERCONNECTING CORDS for MILLER® R-115 WIRE FEEDER

Power Source
(14 socket)

Miller®

Feeder



An interconnecting cord connects one type of equipment to another. The connectors will not mate to each other.

PROFAX	MILLER®	DESCRIPTION	APPLICATION
PX194842	194842	10' 14 pin to bare wires	(4 wire) Interconnects R-115 wire feeder to Miller® power sources w/14 socket receptacles.
PX9735-25	-	25' 14 pin to bare wires	
PX9735-50	-	50' 14 pin to bare wires	
PX9735-75	-	75' 14 pin to bare wires	
PX9735-100	-	100' 14 pin to bare wires	
PX193384	193384	10' 14 pin to bare wires	(5 wire) Interconnects R-115 wire feeder to Lincoln® power sources w/14 socket receptacles.
PX9577-25	-	25' 14 pin to bare wires	
PX9577-50	-	50' 14 pin to bare wires	
PX9577-75	-	75' 14 pin to bare wires	
PX9577-100	-	100' 14 pin to bare wires	

Feeder



Power Source

PROFAX	MILLER®	DESCRIPTION	APPLICATION
PX193387	193387	10' Hubbell to bare wires	(4 wire) Interconnects R-115 wire feeder to older Miller® power sources w/Hubbell twistlock style receptacles.
PX9733-25	-	25' Hubbell to bare wires	
PX9733-50	-	50' Hubbell to bare wires	
PX9733-75	-	75' Hubbell to bare wires	
PX9733-100	-	100' Hubbell to bare wires	

Feeder



Power Source

PROFAX	MILLER®	DESCRIPTION	APPLICATION
PX193385	193385	10' terminals to bare wires	(5 wire) Interconnects R-115 wire feeder to Lincoln® power sources w/terminal strips.
PX9578-25	-	25' terminals to bare wires	
PX9578-50	-	50' terminals to bare wires	
PX9578-75	-	75' terminals to bare wires	
PX9578-100	-	100' terminals to bare wires	

EXTENSION CORDS

Feeder or Remote Control



Power Source

An extension cord extends the distance between equipment, allowing the equipment to be used at a further distance from the power source. The connectors will mate to each other.

PROFAX	MILLER®	DESCRIPTION	APPLICATION
PX122 972	242208010	10' 14 pin to 14 socket	(8 Wire) Uses pins A B C D E F G H
PX122 973	242208025	25' 14 pin to 14 socket	
PX122 974	242208050	50' 14 pin to 14 socket	
PX122 975	242208075	75' 14 pin to 14 socket	
PX242208080 9319	242208080 242208100	80' 14 pin to 14 socket 100' 14 pin to 14 socket	
PX128 467	247831010	10' 14 pin to 14 socket	(12 Wire) Uses pins A B C D E F G H I J K N
PX128 468	247831025	25' 14 pin to 14 socket	
PX128 469	247831050	50' 14 pin to 14 socket	
PX128 470	128 470	75' 14 pin to 14 socket	
PX247831080 9324	247831080 247831100	80' 14 pin to 14 socket 100' 14 pin to 14 socket	
9774-10	242205010	10' 14 pin to 14 socket	(14 Wire) Uses pins A B C D E F G H I J K L M N
9774-25	242205025	25' 14 pin to 14 socket	
9774-50	242205050	50' 14 pin to 14 socket	
9774-75	043727	75' 14 pin to 14 socket	
9774-80	242205080	80' 14 pin to 14 socket	
9774-100	242205100	100' 14 pin to 14 socket	



Miller®

Feeder

Power Source (14 socket)

An adapter cord connects equipment or cords that do not have direct connection to each other. The connectors will not mate to each other.

PROFAX	MILLER®	DESCRIPTION	APPLICATION
PX041 948	041 948	14 pin to Hubbell	Used to change from the 14 socket receptacle on CV and CC/CV welding power sources to Hubbell style Twistlock connectors used by the older 10, 30 and early 50 series wire feeders. The two Hubbell twistlock style free hanging connectors provide contactor control and 115VAC wire feed power.

Feeder (14 pin)

Power Source

PROFAX	MILLER®	DESCRIPTION	APPLICATION
PX123 161	123 161	Hubbell to 14 socket	Used to change the older style CV and CC/CV welding power sources with the Hubbell style contactor and power receptacles to the newer 14 socket receptacle. The 14 socket free hanging receptacle provides contactor control and 115VAC power for wire feeders. (For 115VAC powered wire feeders only such as the 10 and 30 series and later 50 series)

Remote Control (5 pin)

Power Source (14 socket)

PROFAX	MILLER®	DESCRIPTION	APPLICATION
PX041 947	041 947	14 pin to 5 socket	Used to change from the 14 socket receptacle on welding power sources to the older style 5 socket remote receptacle. The free hanging 5 socket receptacle allows connection of remote controls w/5 pin amphenol plug such as the RHC-23, RFC-23, RFCS-23 & FTC-23.

Remote Control (14 pin)

Power Source (5 socket)

PROFAX	MILLER®	DESCRIPTION	APPLICATION
PX129 341	129 341	5 pin to 14 socket	Used to change from the 5 socket receptacle on the older CC and CC/CV welding power sources to the newer 14 socket. The 14 socket free hanging receptacle allows connection of the newer remote controls such as the RHC-14, RFCS-14 and RCC-14.

Feeder (14 pin)

Power Source (10 socket)

PROFAX	MILLER®	DESCRIPTION	APPLICATION
9242	-	10 pin to 14 socket	Used to change from Miller's 10 socket receptacle to the 14 socket free hanging receptacle. Allows connection of the old Miller Spoolmatic 3 and new PROFAX AEC 200-4DM to the Millermatic 250X and Module 3 (042 957) or Module 4 (042958) on the Millermatic 250 or Vintage.

Feeder (10 pin)

Power Source (14 socket)

PROFAX	MILLER®	DESCRIPTION	APPLICATION
9243	-	14 pin to 10 socket	Used to change from Miller's 14 socket receptacle to Miller's 10 socket free hanging receptacle. Allows the PROFAX AEC 200-4DMX only to connect to any Miller CV machine with 14 socket receptacle. NOT FOR USE with the Spoolmatic 30A.

Feeder (14 pin)

Power Source (14 socket) (115 VAC)

PROFAX	MILLER®	DESCRIPTION	APPLICATION
PX301 259	301 259	115VAC & 14 pin plug to 14 socket receptacle	Adapter cord, 115VAC to legacy 14 pin accessories. Used to connect 115VAC wire feeders to newer Miller® machines without 115VAC available in 14 socket receptacle.

PRIMARY POWER ADAPTER CORD & EXTENSION CORDS

POWER CORD ADAPTER

36" O.A.L.

PRIMARY POWER EXTENSION CORDS

O.A.L.

PROFAX NO.	MILLER®	DESCRIPTION	APPLICATION	PROFAX NO.	MILLER®	DESCRIPTION	APPLICATION
PX 300 517	300 517	250V/40A NEMA 14-50P to NEMA 6-50R Adaptor Cord	Full KVA adapter cord for receptacle on engine driven welders.	PX 250V-25		25' NEMA 6-50 Ext. Cord	8/3 250V-40A 25 foot extension
				PX 250V-50		50' NEMA 6-50 Ext. Cord	8/3 250V-40A 50 foot extension




Replacement Parts Suitable For:

Miller Electric Mfg. Co.® PLUGS AND CONNECTORS



PLUGS with Pins



RECEPTACLES with Sockets



AMP and Amphenol plugs have an internally threaded collar which spins freely around the end of the plug. The internal threads of the collar mate with the external threads of a receptacle. To mate, the plug must have pins or sockets opposite

PROFAX	MILLER®	DESCRIPTION	ITEM
PX039273	039273	5 Pin plug	B
PX073329	073329	4 Pin plug (Spoolmatic I)	B
PX079878	079878	4 Pin trigger plug (AMP/Mates to 080328)	A
PX111122	111122	Use PX136961	B
PX136961	136961	14 Pin plug (Metal)	B
PX141162	141162	14 Pin plug (Plastic/Mates to 152369 & 143976)	B
PX146212	146212	10 Pin plug	B
PX217796	217796	6 Pin plug (Maxstar 150)	B

PROFAX	MILLER®	DESCRIPTION	ITEM
PX048282	048282	4 Skt. panel (AMP/Mates to 079878)	D
PX080328	080328	4 Skt. rcpt. (AMP/Mates to 079878)	C
PX086022	086022	14 Skt. panel (Mates to 136961)	F
PX109769	109769	Use PX086022	F
PX136960	136960	14 Skt. rcpt. (Metal)(Mates to 136961)	E
PX143976	143976	Use PX086022	F
PX146213	146213	10 Skt. rcpt. (Mates to 146212)	E
PX152369	152369	14 Skt. rcpt. (Plastic)(Mates to 141162)	E
PX190363	190363	10 Skt. panel (Mates to 146212)	F

PLUGS with Sockets



RECEPTACLES with Pins



AMP and Amphenol receptacles have external threads. The external threads mate to the internal threads of the free spinning collar of the plug. To mate, the receptacle must have pins or sockets opposite of the same size mating plug.

PROFAX	MILLER®	DESCRIPTION	ITEM
PX048284	048284	4 Skt. plug (AMP/Mates to 046958)	G
PX111123	111123	Use 152370	H
PX152370	152370	14 Skt. plug (Metal)	H

PROFAX	MILLER®	DESCRIPTION	ITEM
PX046958	046958	4 Pin rcpt. (AMP/Mates to 048284)*	J
PX048283	048283	4 Pin panel (AMP/Mates to 048284)*	K
PX094480	094480	14 Pin panel (Mates to 152370)	M
PX109768	109768	Use PX094480	M
PX112296	112296	14 Pin rcpt. (Metal)(Mates to 152370)	L
PX152492	152492	Use PX094480	M

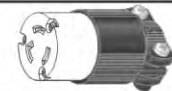
* Denotes Plastic

TWISTLOCK PLUG



PROFAX	MILLER®	DESCRIPTION	ITEM
PX032898	032898	3 Prong plug (MHC-3GD34A)	B
PX039618	039618	2 Prong plug (Tig & feeders)	B
PX039687	039687	3 Prong plug (Feeders)	B
PX605797	605797	3 Prong plug (RHC-3)	B
PX604523	604523	2 Prong trigger plug (10 & 30 series feeders)	A

TWISTLOCK RECEPTACLE



PROFAX	MILLER®	DESCRIPTION	ITEM
PX039635	039635	2 Prong rcpt. (Feeders/Mates to 039618)	B
PX056442	056442	3 Prong rcpt. (Feeders/Mates to 039687)	B
PX080280	080280	3 Prong rcpt. (RHC-3/Mates to 605797)	B
PX035243	035243	3 Prong rcpt. (MHC-36D/34A Mates to 032898)	B

Replacement Parts Suitable For:

Thermal Arc®



HEFTY®

"V" KNURLED KITS

WIRE SIZE	KIT NO.	INLET GUIDE	OUTLET GUIDE
.035 - .045	376246-002	377941	375655
.052	376246-005	377943	375704



HEFTY® II & PORTAFEED® VS 12

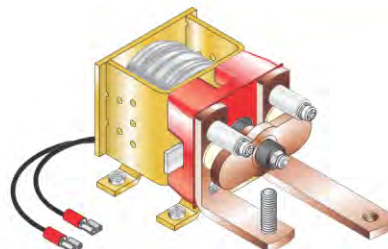
"V" KNURLED KITS

WIRE SIZE	KIT NO.	DRIVE ROLL	INLET GUIDE	OUTLET GUIDE
.045	171435-016	170924-010	377941	375655
.052-1/16-.068	171435-011	170924-001	377943	375704
.045	375980-092	170924-010	377941	375655
.052-1/16-.068	375980-017	170924-001	377943	375704

CONTACTOR

6431 New Style 870202 and 870133

PROFAX NO.	THERMAL®	DESCRIPTION
6431	870202 870133	Contactors



PROFAX is in no way affiliated with THERMAL ARC. The parts advertised for sale are not genuine THERMAL ARC parts, but are parts made for and by PROFAX. References to THERMAL ARC machines, torches, and numbers are for your convenience only. We reserve the right to substitute genuine THERMAL ARC parts in place of PROFAX parts.

Miller &
Thermal Arc®



Tregaskiss®

PROFAX NO.	TREGASKISS®	WIRE SIZE	TIP I.D.		PROFAX NO.	TREGASKISS®	WIRE SIZE	TIP I.D.	
PX 403-23	403-23	.023	.031	<p>1/4 - 20 Thd. 1/4" 1.344" (Used with T30 & T40)</p>	PX 403-2-23	403-2-23	.023	.031	<p>1/4 - 20 Thd. 1/4" 1.344" (Used with T30 & T40)</p>
PX 403-30	403-30	.030	.038		PX 403-2-30	403-2-30	.030	.038	
PX 403-35	403-35	.035	.044		PX 403-2-35	403-2-35	.035	.044	
PX 403-45	403-45	.045	.054		PX 403-2-45	403-2-45	.045	.054	
PX 403-52	403-52	.052	.064		PX 403-2-52	403-2-52	.052	.064	
PX 403-116	403-116	1/16"	.078		PX 403-2-116	403-2-116	1/16"	.078	
PX 403-1-30	403-1-30	.030	.040	<p>5/16 - 18 Thd. 5/16" 1.344" (Used with T30, T40 & T50)</p>	PX 403-3-30	403-3-30	.030	.040	<p>5/16 - 18 Thd. 5/16" 1.344" (Used with T30, T40 & T50)</p>
PX 403-1-35	403-1-35	.035	.044		PX 403-3-35	403-3-35	.035	.044	
PX 403-1-40	403-1-40	.040	.049		PX 403-3-40	403-3-40	.040	.049	
PX 403-1-45	403-1-45	.045	.054		PX 403-3-45	403-3-45	.045	.054	
PX 403-1-364	403-1-364	3/64"	.063		PX 403-3-52	403-3-52	.052	.063	
PX 403-1-52	403-1-52	.052	.063		PX 403-3-116	403-3-116	1/16"	.078	
PX 403-1-116	403-1-116	1/16"	.078						
PX 403-1-564	403-1-564	5/64"	.093						
PROFAX NO.	TREGASKISS®	DESCRIPTION		PROFAX NO.	TREGASKISS®	DESCRIPTION			
PX 401-4-38	401-4-38	Std. Nozzle 3/8"	<p>3/8" 2-3/4" (Used with T30, T40 & T50)</p>	PX 401-5-75	401-5-75	H.D. Nozzle 3/4"	<p>3/4" 3" (Used with T40 & T50)</p>		
PX 401-4-50	401-4-50	Std. Nozzle 1/2"	<p>1/2" 2-7/8" (Used with T30, T40 & T50)</p>	PX 401-6-50	401-6-50	H.D. Nozzle 1/2"	<p>1/2" 2-7/8" (Used with T40 & T50)</p>		
PX 401-4-62	401-4-62	Std. Nozzle 5/8"	<p>5/8" 2-7/8" (Used with T30, T40 & T50)</p>	PX 401-6-62	401-6-62	H.D. Nozzle 5/8"	<p>5/8" 2-7/8" (Used with T40 & T50)</p>		
PX 401-4-75	401-4-75	Std. Nozzle 3/4"	<p>3/4" 2-7/8" (Used with T30, T40 & T50)</p>	PX 401-6-75	401-6-75	H.D. Nozzle 3/4"	<p>3/4" 2-7/8" (Used with T40 & T50)</p>		
PX 401-40-38	401-40-38	Nozzle 3/8"	<p>3/8" 2-13/16" (Used with T30, T40 & T50)</p>	PX 401-7-62	401-7-62	H.D. Nozzle 5/8" (brass)	<p>5/8" 3" (Used with T40 & T50)</p>		
PX 401-42-50	401-42-50	Nozzle 1/2"	<p>1/2" 2-7/8" (Used with T30, T40 & T50)</p>	PX 402-11	402-11	H.D. Shock washer	<p>.650 I.D. 3/4" (Used with T30, T40 & T50)</p>		
PX 401-5-62	401-5-62	H.D. Nozzle 5/8"	<p>5/8" 3" (Used with T40 & T50)</p>	PX 404	404	Standard gas diffuser	<p>1/4 - 20 Thd. 1-1/4" (Used with T30, T40 & T50)</p>		
				PX 404-1	404-1	Heavy duty gas diffuser	<p>5/16 - 18 Thd. 1-1/4" (Used with T30, T40 & T50)</p>		

PROFAX is in no way affiliated with TREGASKISS. The parts advertised for sale are not genuine TREGASKISS parts, but are parts made for and by PROFAX. References to TREGASKISS machines, torches, and numbers are for your convenience only. We reserve the right to substitute genuine TREGASKISS parts in place of PROFAX parts.



Replacement Parts Suitable For:
Tregaskiss®

PROFAX

PROFAX NO.	TREGASKISS®	DESCRIPTION	PROFAX NO.	TREGASKISS®	DESCRIPTION
PX 402-3	402-3	Nozzle retainer	PX 404-3	404-3	<p>5/16 - 18 Thd. 9/16 - 18 Thd. 1-3/4" (Used with T40 & T50)</p>
PX 402-4	402-4	Retainer ring	PX 404-13	404-13	
PX 402-6	402-6	O-ring	PX 402-4	402-4	
			PX 402-6	402-6	
PX 305-45	305-45	Gooseneck 45°			<p>9/16 - 18 Thd. 3/8 - 24 Thd.</p> <p>Also available in 12", 18" and 24"</p>
PX 305-60	305-60	Gooseneck 60°			
PX 405-22	405-22	Gooseneck 22°			
PX 405-45	405-45	Gooseneck 45°			
PX 405-60	405-60	Gooseneck 60°			
PX 405-180	405-180	Gooseneck 180°			
PX 505-22	505-22	Gooseneck 22°			
PX 505-45	505-45	Gooseneck 45°			
PX 505-60	505-60	Gooseneck 60°			
PX 505-180	505-180	Gooseneck 180°			
PX TRF-4	TRF-4	Flexible barrel			<p>9/16 - 18 Thd. 3/8 - 24 Thd. 9/16 - 18 Thd.</p> <p>Also available in 12", 18" and 24"</p> <p>(Used with T30 & T40)</p>

Tregaskiss®



Tregaskiss® NEW Style




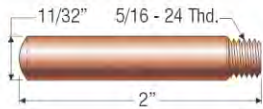


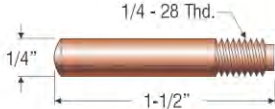







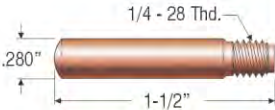


(see note)

Note: 15' wire conduit assembly (16' - 7" o.a.l.)
25' wire conduit assembly (27' - 1" o.a.l.)

PROFAX NO.	NEW TREGASKISS®	OLD TREGASKISS®	DESCRIPTION	I.D.	O.D.
PX L3A-15	L3A-15	415-35-15	15' Wire conduit assembly — used with .035-.045 diameter wire	.072	.180
PX L4A-15	L4A-15	415-116-15	15' Wire conduit assembly — used with .045-.062 diameter wire	.078	.187
PX 415-116-2		415-116-2	15' nylon liner used with .045-1/16" diameter wire (Used with T30, T40 & T50)	.090	.190
PX L6A-15	L6A-15	415-564-15	15' Wire conduit assembly — used with 5/64" diameter wire	.105	.215
PX L3A-25	L3A-25	415-35-25	25' Wire conduit assembly — used with .035-.045 diameter wire	.072	.180
PX L4A-25	L4A-25	415-116-25	25' Wire conduit assembly — used with .045-.062 diameter wire	.078	.187
PX L6A-25	L6A-25	415-564-25	25' Wire conduit assembly — used with 5/64" diameter wire	.105	.215

PROFAX is in no way affiliated with TREGASKISS. The parts advertised for sale are not genuine TREGASKISS parts, but are parts made for and by PROFAX. References to TREGASKISS machines, torches, and numbers are for your convenience only. We reserve the right to substitute genuine TREGASKISS parts in place of PROFAX parts.



PROFAX NO.	TWECO®	WIRE SIZE	TIP I.D.		PROFAX NO.	TWECO®	WIRE SIZE	TIP I.D.		
PX 11-23	11-23	.023	.031	 <p>(Use on Mini and #1 Gun)</p>	PX 14HT35	14HT35	.035	.044		
PX 11-30	11-30	.030	.038		PX 14HT40	14HT40	.040	.049		
PX 11-35	11-35	.035	.044		PX 14HT45	14HT45	.045	.054		
PX 11-40	11-40	.040	.047		PX 14HT52	14HT52	.052	.064		
PX 11-45	11-45	.045	.054		PX 14HT116	14HT116	1/16"	.073		
PX 11-52	11-52	.052	.064		PX 14HT564	14HT564	5/64"	.093		
PX 11T23	11T23	.023	.031	 <p>(Use on Mini and #1 Gun)</p>	PX 15H35	15H35	.035	.044	 <p>(Use on #5 Gun)</p>	
PX 11T30	11T30	.030	.038		PX 15H45	15H45	.045	.054		
PX 11T35	11T35	.035	.044		PX 15H52	15H52	.052	.064		
PX 11T40	11T40	.040	.047		PX 15H116	15H116	1/16"	.073		
PX 11T45	11T45	.045	.054		PX 15H564	15H564	5/64"	.090		
PX 11T52	11T52	.052	.064		PX 15H332	15H332	3/32"	.106		
PX 11H30	11H30	.030	.038	 <p>(Use on Mini and #1 Gun)</p>	PX 15H764	15H764	7/64"	.120	 <p>(Use on #5 Gun)</p>	
PX 11H35	11H35	.035	.044		PX 15H18	15H18	1/8"	.140		
PX 11H40	11H40	.040	.049		PX 15AH364	15AH364	3/64"	.059		
PX 11H45	11H45	.045	.054		PX 15AH116	15AH116	1/16"	.078		
PX 11AH364	11AH364	3/64"	.059		PX 15HFC35	15HFC35	.035	.044		
					PX 15HFC45	15HFC45	.045	.054		
PX 14-23	14-23	.023	.031	 <p>(Use on #2, 3, 4 Gun)</p>	PX 15HFC52	15HFC52	.052	.064	 <p>(Use on #5 Gun)</p>	
PX 14-30	14-30	.030	.038		PX 15HFC116	15HFC116	1/16"	.073		
PX 14-35	14-35	.035	.044		PX 15HFC564	15HFC564	5/64"	.090		
PX 14-40	14-40	.040	.047		PX 15HFC332	15HFC332	3/32"	.106		
PX 14-45	14-45	.045	.054		PX 15HFC764	15HFC764	7/64"	.120		
PX 14-52	14-52	.052	.064		PX 15HFC18	15HFC18	1/8"	.140		
PX 14-116	14-116	1/16"	.073	 <p>(Used with 350amp flux core gun)</p>	PX 15AHFC364	15AHFC364	3/64"	.059		
PX 14-564	14-564	5/64"	.090		PX 15AHFC116	15AHFC116	1/16"	.078		
PX 14A364	14A364	3/64"	.059		PX 16S-30	16S-30	.030	.040		
PX 14A116	14A116	1/16"	.078		PX 16S-35	16S-35	.035	.044		
					PX 16S-40	16S-40	.040	.049		
					PX 16S-45	16S-45	.045	.054		
PX 14FC045	14FC045	.045	.054	 <p>(Used with 350amp flux core gun)</p>	PX 16S-52	16S-52	.052	.064		
PX 14FC052	14FC052	.052	.063		PX 16S-116	16S-116	1/16"	.073		
PX 14FC116	14FC116	1/16"	.078		PX 16S-564	16S-564	5/64"	.093		
PX 14FC068	14FC068	.068-.072	.087		PX 16S-332	16S-332	3/32"	.109		
PX 14FC564	14FC564	5/64"	.093		PX 16S-18	16S-18	1/8"	.140		
PX 14FC332	14FC332	3/32"	.108		PX 16ST-30	16ST-30	.030	.040		
PX 14T23	14T23	.023	.031	 <p>(Use on #2, 3, 4 Gun)</p>	PX 16ST-35	16ST-35	.035	.044		
PX 14T30	14T30	.030	.038		PX 16ST-40	16ST-40	.040	.049		
PX 14T35	14T35	.035	.044		PX 16ST-45	16ST-45	.045	.054		
PX 14T40	14T40	.040	.047		PX 16ST-52	16ST-52	.052	.064		
PX 14T45	14T45	.045	.054		PX 16ST-116	16ST-116	1/16"	.073		
PX 14T52	14T52	.052	.064		PX 16ST-564	16ST-564	5/64"	.090		
PX 14T116	14T116	1/16"	.073	 <p>(Use on #2, 3, 4 Gun)</p>	PX 16ST-332	16ST-332	3/32"	.109		
PX 14T564*	14T564*	5/64"	.090		PX 17S-30	17S-30	.030	.040		
*Available on request.						PX 17S-35	17S-35	.035		.044
PX 14H30	14H30	.030	.038		PX 17S-40	17S-40	.040	.049		
PX 14H35	14H35	.035	.044		PX 17S-45	17S-45	.045	.054		
PX 14H40	14H40	.040	.049		PX 17S-52	17S-52	.052	.064		
PX 14H45	14H45	.045	.054	PX 17S-116	17S-116	1/16"	.073			
PX 14H52	14H52	.052	.064	PX 17S-564	17S-564	5/64"	.093			
PX 14H116	14H116	1/16"	.073	PX 17S-332	17S-332	3/32"	.109			
PX 14H564	14H564	5/64"	.093	PX 17ST-30	17ST-30	.030	.040			
PX 14AH364	14AH364	3/64"	.059	PX 17ST-35	17ST-35	.035	.044			
PX 14AH116	14AH116	1/16"	.078	PX 17ST-40	17ST-40	.040	.049			

PROFAX is in no way affiliated with TWECO PRODUCTS, INC. The parts advertised for sale are not genuine TWECO PRODUCTS, INC. parts, but are parts made for and by PROFAX. References to TWECO PRODUCTS, INC. machines, torches, and numbers are for your convenience only. We reserve the right to substitute genuine TWECO PRODUCTS, INC. parts in place of PROFAX parts.



PROFAX NO.	TWECO®	DESCRIPTION	PROFAX NO.	TWECO®	DESCRIPTION
PX 21-37	21-37	Nozzle 3/8" M11 - 1.5 Thd. 2-1/4" (Mini Mig & 1 Gun)	PX 22-37	22-37	Nozzle 3/8" 3-1/8" (Use on #2 gun, adjustable used with 32 insulator and 52 gas diffuser)
PX 21-50	21-50	Nozzle 1/2" M11 - 1.5 Thd. 2-1/4" (Mini Mig & 1 Gun)	PX 22-50	22-50	Nozzle 1/2" 3-1/8" (Use on #2 gun, adjustable used with 32 insulator and 52 gas diffuser)
PX 21-62	21-62	Nozzle 5/8" M11 - 1.5 Thd. 2-1/4" (Mini Mig & 1 Gun)	PX 22-62	22-62	Nozzle 5/8" 3-1/8" (Use on #2 gun, adjustable used with 32 insulator and 52 gas diffuser)
PX 21-37F	21-37F	Nozzle 3/8" M11 - 1.5 Thd. 2-1/16" (Mini Mig & 1 Gun)	PX 22-62FAS	22-62FAS	Spot Nozzle 5/8" 3-5/16" (Use on #2 gun, flat arc spot, adjustable used with 32 insulator and 52 gas diffuser)
PX 21-50F	21-50F	Nozzle 1/2" M11 - 1.5 Thd. 2-1/16" (Mini Mig & 1 Gun)	PX 22-37SS	22-37SS	Nozzle 3/8" 3" (Use on #2 gun, short stop, adjustable used with 32 insulator and 52 gas diffuser)
PX 21-62F	21-62F	Nozzle 5/8" M11 - 1.5 Thd. 2-1/16" (Mini Mig & 1 Gun)	PX 22-50SS	22-50SS	Nozzle 1/2" 3" (Use on #2 gun, short stop, adjustable used with 32 insulator and 52 gas diffuser)
PX 21T37	21T37	Tapered nozzle 3/8" M11 - 1.5 Thd. 2-1/4" (Mini Mig & 1 Gun)	PX 22-62SS	22-62SS	Nozzle 5/8" 3" (Use on #2 gun, short stop, adjustable used with 32 insulator and 52 gas diffuser)



PROFAX is in no way affiliated with TWECO PRODUCTS, INC. The parts advertised for sale are not genuine TWECO PRODUCTS, INC. parts, but are parts made for and by PROFAX. References to TWECO PRODUCTS, INC. machines, torches, and numbers are for your convenience only. We reserve the right to substitute genuine TWECO PRODUCTS, INC. parts in place of PROFAX parts.



Tweco®

PROFAX NO.	TWECO®	DESCRIPTION	PROFAX NO.	TWECO®	DESCRIPTION
PX 22T37SS	22T37SS	Tapered nozzle 3/8" (Use on #2 gun, short stop, used with 32 insulator and 52 gas diffuser)	PX 23-62F	23-62F	Nozzle 5/8" (Self insulated nozzles, use on #3 & 4 gun)
PX 23-37	23-37	Nozzle 3/8" (Self insulated nozzles, use on #3 & 4 gun)	PX 23-75F	23-75F	Nozzle 3/4" (Self insulated nozzles, use on #3 & 4 gun)
PX 23-50	23-50	Nozzle 1/2" (Self insulated nozzles, use on #3 & 4 gun)	PX 23H50	23H50	Heavy duty nozzle 1/2" (Self insulated nozzles, use on #3 & 4 gun)
PX 23-62	23-62	Nozzle 5/8" (Self insulated nozzles, use on #3 & 4 gun)	PX 23H62	23H62	Heavy duty nozzle 5/8" (Self insulated nozzles, use on #3 & 4 gun)
PX 23-75	23-75	Nozzle 3/4" (Self insulated nozzles, use on #3 & 4 gun)	PX 23H75	23H75	Heavy duty nozzle 3/4" (Self insulated nozzles, use on #3 & 4 gun)
PX 23-37F	23-37F	Nozzle 3/8" (Self insulated nozzles, use on #3 & 4 gun)	PX 23T37	23T37	Tapered nozzle 3/8" (Self insulated nozzles, use on #3 & 4 gun)
PX 23-50F	23-50F	Nozzle 1/2" (Self insulated nozzles, use on #3 & 4 gun)	PX 23-62FAS	23-62FAS	Spot welding nozzle 5/8" (Self insulated nozzles, use on #3 & 4 gun)
			PX 24A50	24A50	Nozzle 1/2" (Use on #3 & 4 gun - adjustable, used with 34A nozzle insulator)
			PX 24A62	24A62	Nozzle 5/8" (Use on #3 & 4 gun - adjustable, used with 34A nozzle insulator)

PROFAX is in no way affiliated with TWECO PRODUCTS, INC. The parts advertised for sale are not genuine TWECO PRODUCTS, INC. parts, but are parts made for and by PROFAX. References to TWECO PRODUCTS, INC. machines, torches, and numbers are for your convenience only. We reserve the right to substitute genuine TWECO PRODUCTS, INC. parts in place of PROFAX parts.



PROFAX NO.	TWECO®	DESCRIPTION	PROFAX NO.	TWECO®	DESCRIPTION
PX 24A75	24A75	Nozzle 3/4" (Use on #3 & 4 gun - adjustable, used with 34A nozzle insulator)	PX 24AT37SS	24AT37SS	Tapered nozzle 3/8" (Use on #3 & 4 gun - adjustable used with 34A nozzle insulator)
PX 24A50SS	24A50SS	Nozzle 1/2" (Use on #3 & 4 gun - short stop, adjustable, used with 34A nozzle insulator)	PX 24CT37S	24CT37S	Nozzle 3/8" (Use on #3 & 4 gun - coarse thread - fixed nozzle - used with 34CT nozzle insulator)
PX 24A62SS	24A62SS	Nozzle 5/8" (Use on #3 & 4 gun - short stop, adjustable, used with 34A nozzle insulator)	PX 24CT50S	24CT50S	Nozzle 1/2" (F series available) (Use on #3 & 4 gun - coarse thread - fixed nozzle - used with 34CT nozzle insulator)
PX 24A75SS	24A75SS	Nozzle 3/4" (Use on #3 & 4 gun - short stop, adjustable, used with 34A nozzle insulator)	PX 24CT62S	24CT62S	Nozzle 5/8" (F series available) (Use on #3 & 4 gun - coarse thread - fixed nozzle - used with 34CT nozzle insulator)
PX 24AH50	24AH50	Heavy duty nozzle 1/2" (Use on #3 & 4 gun - heavy duty - adjustable used with 34A nozzle insulator)	PX 24CT75S	24CT75S	Nozzle 3/4" (Use on #3 & 4 gun - coarse thread - fixed nozzle - used with 34CT nozzle insulator)
PX 24AH62	24AH62	Heavy duty nozzle 5/8" (Use on #3 & 4 gun - heavy duty - adjustable used with 34A nozzle insulator)	PX 24CT50F	24CT50F	Nozzle 1/2" (Use on #3 & 4 gun - coarse thread - fixed nozzle - used with 34CT nozzle insulator)
PX 24AH75	24AH75	Heavy duty nozzle 3/4" (Use on #3 & 4 gun - heavy duty - adjustable used with 34A nozzle insulator)	PX 24CT62F	24CT62F	Nozzle 5/8" (Use on #3 & 4 gun - coarse thread - fixed nozzle - used with 34CT nozzle insulator)
			PX 24CT75F	24CT75F	Nozzle 3/4" (Use on #3 & 4 gun - coarse thread - fixed nozzle - used with 34CT nozzle insulator)

Tweco®

PROFAX is in no way affiliated with TWECO PRODUCTS, INC. The parts advertised for sale are not genuine TWECO PRODUCTS, INC. parts, but are parts made for and by PROFAX. References to TWECO PRODUCTS, INC. machines, torches, and numbers are for your convenience only. We reserve the right to substitute genuine TWECO PRODUCTS, INC. parts in place of PROFAX parts.



PROFAX NO.	TWECO®	DESCRIPTION	PROFAX NO.	TWECO®	DESCRIPTION
PX HD24L-50	HD24L-50	Nozzle 1/2" (Use on Spray Master™ 450 amp mig gun - Used with HD54-16 diffuser)	PX 32	32	Insulator (Use on #2 gun - used with adjustable nozzles)
PX HD24L-62	HD24L-62	Nozzle 5/8" (Use on Spray Master™ 450 amp mig gun - Used with HD54-16 diffuser)	PX 34A	34A	Insulator (Use on #4 gun - used with adjustable nozzles)
PX HD24L-75	HD24L-75	Nozzle 3/4" (Use on Spray Master™ 450 amp mig gun - Used with HD54-16 diffuser)	PX 34CT	34CT	Insulator (Use on #2, 3, & 4 gun - used with coarse thread nozzles)
PX 25CT-50	25CT-50	Nozzle 1/2" (Use on #5 gun - coarse thread - fixed nozzle - used with 35CT nozzle insulator)	PX 34CT-HT	34CT-HT	Insulator Special for hi temp applications.
PX 25CT-62	25CT-62	Nozzle 5/8" (Use on #5 gun - coarse thread - fixed nozzle - used with 35CT nozzle insulator)	PX 35CT	35CT	Insulator (Use on #5 gun - used with coarse thread nozzles)
PX 25CT-75	25CT-75	Nozzle 3/4" (Use on #5 gun - coarse thread - fixed nozzle - used with 35CT nozzle insulator)	PX 35CT-HT	35CT-HT	Insulator Special for hi temp applications.
PX 251-62	251-62	Nozzle 5/8" (Use on #5 gun)			
PX 251-75	251-75	Nozzle 3/4" (Use on #5 gun)			

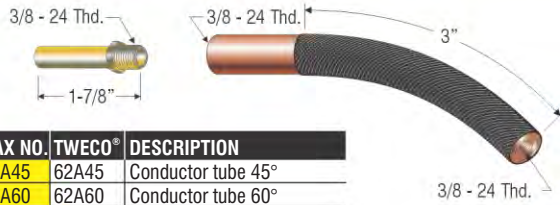
PROFAX is in no way affiliated with TWECO PRODUCTS, INC. The parts advertised for sale are not genuine TWECO PRODUCTS, INC. parts, but are parts made for and by PROFAX. References to TWECO PRODUCTS, INC. machines, torches, and numbers are for your convenience only. We reserve the right to substitute genuine TWECO PRODUCTS, INC. parts in place of PROFAX parts.




PROFAX NO.	TWECO®	DESCRIPTION	PROFAX NO.	TWECO®	DESCRIPTION
PX 35-50	35-50	Gas diffuser (Use on mini mig gun)	PX 52M10	52M10	Gas diffuser (Adapts 22 series nozzles to #1 gun)
PX 51	51	Gas diffuser (Use on #1 gun)	PX 54A PX 54C	54A 54P	Gas diffuser Gas diffuser (Copper) (Use on #3 & 4 gun)
PX 51-23	51-23	Gas diffuser (Use on #1 gun)	PX 54A16	54A16	Gas diffuser (Use on #3 and #4 gun for 16S series tips) (Use on #3 & 4 gun)
PX 51-3/8-24	51-3/8-24	Gas diffuser (Adapts 21 series nozzles to #2 gun)	PX HD54-16	HD54-16	Gas Diffuser (Use on Spray Master™ 450 amp mig gun)
PX 52	52	Gas diffuser (Use on #2 gun - used with 32 insulator .030 thru .045 diameter wire)	PX 55 PX 55SW PX 55H	55 55SW 55H	Gas diffuser (Use on #5 gun - used with 45N-116, 45-564 conduits) Gas Diffuser (Use on #5 Gun - used with 45-3545, 45-116 conduits) Gas Diffuser (Use on #5 Gun - used with 45H-332, 45H-764 conduits)
PX 52-23	52-23	Gas diffuser (Use on #2 gun - used with 32 insulator .023 diameter wire)	X-52		Allows you to convert the *Eliminator™ 250 gun to standard front end parts. (See diagram on page 277)
PX 52FN	52FN	Gas diffuser (Use on #2 gun - use with 23 series nozzles or 34A)	X-54		Allows you to convert the *Eliminator™ 450 gun to standard front end parts. (See diagram on page 277)
PX 52FNM10	52FNM10	Gas diffuser (Adapts 23 series nozzles to #1 gun)	X-56		Allows you to convert the *Eliminator™ 600 gun to standard front end parts. (See diagram on page 277)



PROFAX is in no way affiliated with TWECO PRODUCTS, INC. The parts advertised for sale are not genuine TWECO PRODUCTS, INC. parts, but are parts made for and by PROFAX. References to TWECO PRODUCTS, INC. machines, torches, and numbers are for your convenience only. We reserve the right to substitute genuine TWECO PRODUCTS, INC. parts in place of PROFAX parts.

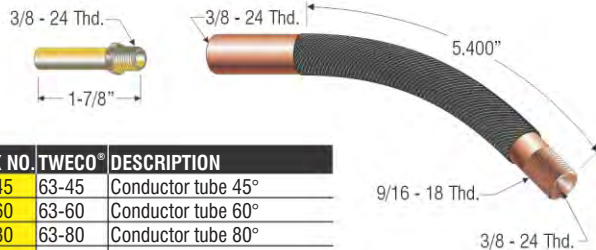


PROFAX NO.	TWECO®	DESCRIPTION
PX 62A45	62A45	Conductor tube 45°
PX 62A60	62A60	Conductor tube 60°
PX 62A80	62A80	Conductor tube 80°
PX 62A180	62A180	Conductor tube 180°
PX 62N	62N	Nipple

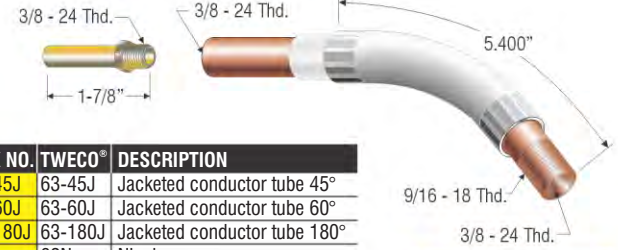


PROFAX NO.	TWECO®	DESCRIPTION
PX 62A45J	62A45J	Jacketed conductor tube 45°
PX 62A60J	62A60J	Jacketed conductor tube 60°
PX 62A180J	62A180J	Jacketed conductor tube 180°
PX 62N	62N	Nipple

Also available in 12", 18" and 24"

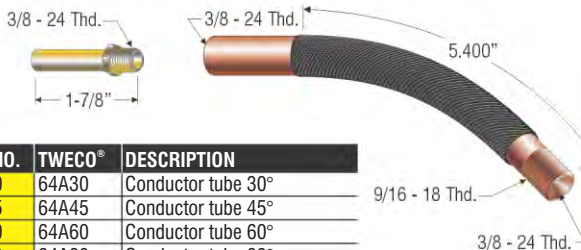


PROFAX NO.	TWECO®	DESCRIPTION
PX 63-45	63-45	Conductor tube 45°
PX 63-60	63-60	Conductor tube 60°
PX 63-80	63-80	Conductor tube 80°
PX 63-180	63-180	Conductor tube 180°
PX 62N	62N	Nipple

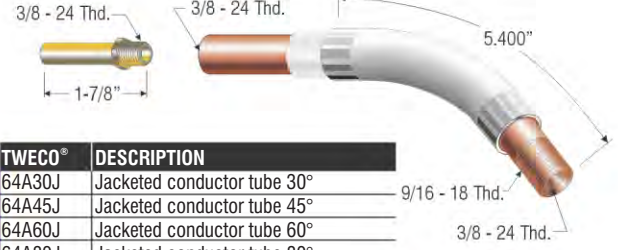


PROFAX NO.	TWECO®	DESCRIPTION
PX 63-45J	63-45J	Jacketed conductor tube 45°
PX 63-60J	63-60J	Jacketed conductor tube 60°
PX 63-180J	63-180J	Jacketed conductor tube 180°
PX 62N	62N	Nipple

Also available in 12", 18" and 24"

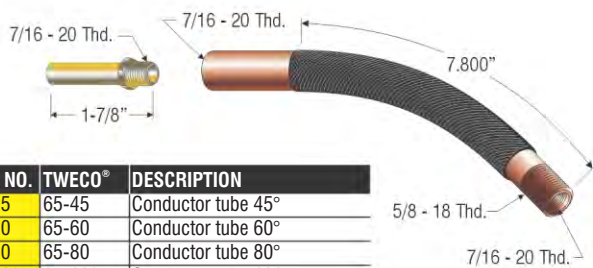


PROFAX NO.	TWECO®	DESCRIPTION
PX 64A30	64A30	Conductor tube 30°
PX 64A45	64A45	Conductor tube 45°
PX 64A60	64A60	Conductor tube 60°
PX 64A80	64A80	Conductor tube 80°
PX 64A180	64A180	Conductor tube 180°
PX 64N	64N	Nipple

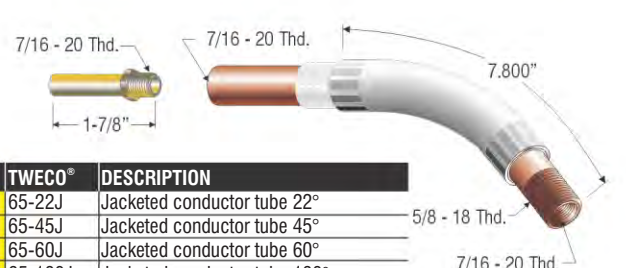


PROFAX NO.	TWECO®	DESCRIPTION
PX 64A30J	64A30J	Jacketed conductor tube 30°
PX 64A45J	64A45J	Jacketed conductor tube 45°
PX 64A60J	64A60J	Jacketed conductor tube 60°
PX 64A80J	64A80J	Jacketed conductor tube 80°
PX 64A180J	64A180J	Jacketed conductor tube 180°
PX 64A60-3RJ	64A60-3RJ	Jacketed conductor tube 3" radius 60°
PX 64N	64N	Nipple

Also available in 12", 18" and 24"

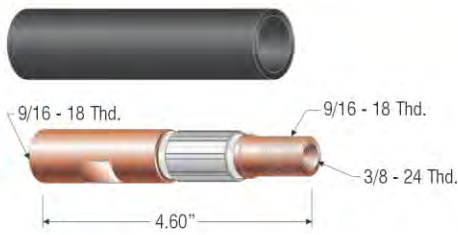


PROFAX NO.	TWECO®	DESCRIPTION
PX 65-45	65-45	Conductor tube 45°
PX 65-60	65-60	Conductor tube 60°
PX 65-80	65-80	Conductor tube 80°
PX 65-180	65-180	Conductor tube 180°
PX 65-60-3R	65-60-3R	Conductor tube 3" radius 60°
PX 65N	65N	Nipple




PROFAX NO.	TWECO®	DESCRIPTION
PX 65-22J	65-22J	Jacketed conductor tube 22°
PX 65-45J	65-45J	Jacketed conductor tube 45°
PX 65-60J	65-60J	Jacketed conductor tube 60°
PX 65-180J	65-180J	Jacketed conductor tube 180°
PX 65-60-3RJ	65-60-3RJ	Jacketed conductor tube 3" radius 60°
PX 65N	65N	Nipple


Also available in 12", 18" and 24"




PROFAX NO.	TWECO®	DESCRIPTION
64A-4EX		4 inch extension with insulator




PROFAX NO.	TWECO®	DESCRIPTION
64A-6EX		6 inch extension with insulator



PROFAX NO.	TWECO®	DESCRIPTION
64A-8EX		8 inch extension with insulator

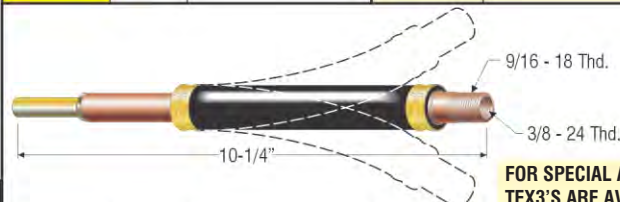


PROFAX NO.	TWECO®	DESCRIPTION
TF-160		PROFAX flexible barrel for *Tweco's® Mini Mig



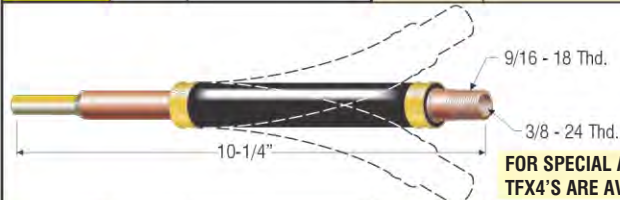
PROFAX NO.	TWECO®	DESCRIPTION	PROFAX NO.	DESCRIPTION
TFX-2		PROFAX flexible barrel for *Tweco's® #2 gun for extreme heat	TFX2-12SP	PROFAX flexible barrel 16" over all length
			TFX2-18SP	PROFAX flexible barrel 22" over all length
			TFX2-24SP	PROFAX flexible barrel 28" over all length

FOR SPECIAL APPLICATIONS THESE TFX2'S ARE AVAILABLE ON REQUEST.



PROFAX NO.	TWECO®	DESCRIPTION	PROFAX NO.	DESCRIPTION
TFX-3		PROFAX flexible barrel for *Tweco's® #3 gun for extreme heat	TFX3-12SP	PROFAX flexible barrel 16" over all length
			TFX3-18SP	PROFAX flexible barrel 22" over all length
			TFX3-24SP	PROFAX flexible barrel 28" over all length

FOR SPECIAL APPLICATIONS THESE TFX3'S ARE AVAILABLE ON REQUEST.

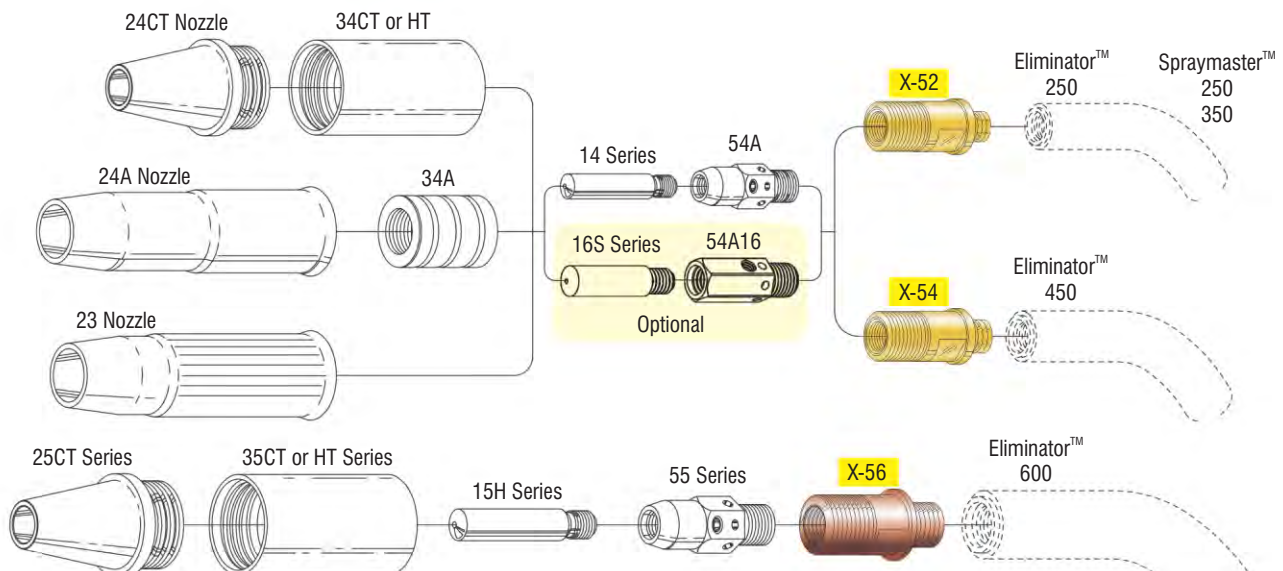


PROFAX NO.	TWECO®	DESCRIPTION	PROFAX NO.	DESCRIPTION
TFX-4		PROFAX flexible barrel for *Tweco's® #4 gun for extreme heat	TFX4-12SP	PROFAX flexible barrel 16" over all length
			TFX4-18SP	PROFAX flexible barrel 22" over all length
			TFX4-24SP	PROFAX flexible barrel 28" over all length

FOR SPECIAL APPLICATIONS THESE TFX4'S ARE AVAILABLE ON REQUEST.

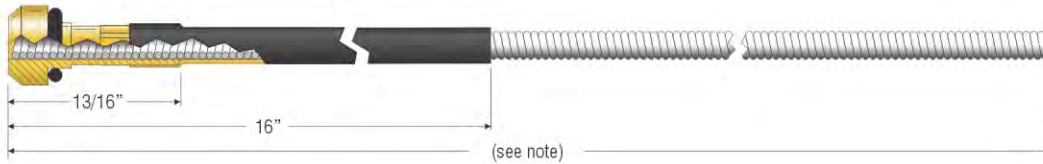
PROFAX X-52, X-54, and X-56 adapters

Allows you to use your standard parts on the *Eliminator™ 250, 450, 600 MIG guns and Spraymaster™ 250 and 350. New ideas sometimes carry a high cost to you and your customers. By using "The PROFAX X-52, X-54, and X-56 adapters" you can provide your customer with the latest in MIG gun design and not have to pass on the expense of new front end parts inventory.



*Eliminator™ and Spraymaster™ are registered trademarks of Tweco Products, Inc.

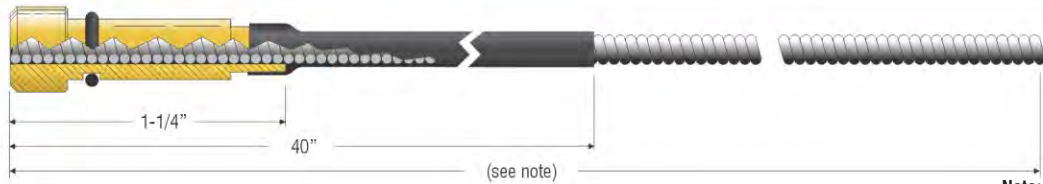
PROFAX is in no way affiliated with TWECO PRODUCTS, INC. The parts advertised for sale are not genuine TWECO PRODUCTS, INC. parts, but are parts made for and by PROFAX. References to TWECO PRODUCTS, INC. machines, torches, and numbers are for your convenience only. We reserve the right to substitute genuine TWECO PRODUCTS, INC. parts in place of PROFAX parts.



(Use on Mini Mig)

Note: 15' wire conduit assembly (16'-0" o.a.l.)

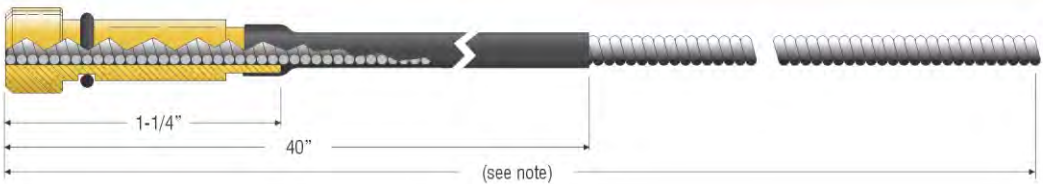
PROFAX NO.	TWECO®	DESCRIPTION	I.D.	O.D.
PX 23-40-15	23-40-15	15' Mini mig liner — used with .023 diameter wire	.037	.123
PX 35-40-15	35-40-15	15' Mini mig liner — used with .030-.035 diameter wire	.057	.136
PX 45-40-15	45-40-15	15' Mini mig liner — used with .040-.045 diameter wire	.067	.136



(Use on #1 & #2 guns)

Note: 15' wire conduit assembly (16'-0" o.a.l.)
 25' wire conduit assembly (26'-0" o.a.l.)

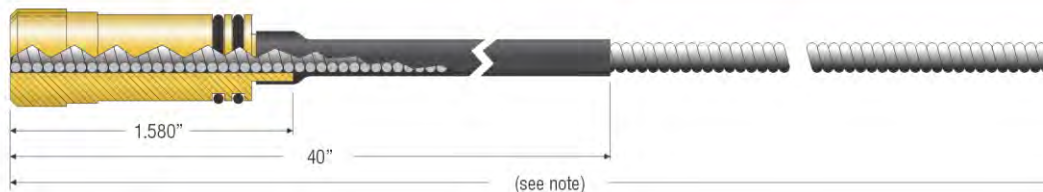
PROFAX NO.	TWECO®	DESCRIPTION	I.D.	O.D.
PX 42-23-15	42-23-15	15' wire conduit assembly — used with .023 diameter wire	.044	.125
PX 42-3035-15	42-3035-15	15' wire conduit assembly — used with .030-.035 diameter wire	.052	.156
PX 42-4045-15	42-4045-15	15' wire conduit assembly — used with .040-.045 diameter wire	.060	.156
PX 42-116-15	42-116-15	15' wire conduit assembly — used with .052-1/16" diameter wire	.078	.156
PX 42N-3545-15	42N-3545-15	15' wire conduit assembly — used with .035-3/64" diameter aluminum wire nylon	.065	.138
PX 42-3035-25	42-3035-25	25' wire conduit assembly — used with .030-.035 diameter wire	.052	.156
PX 42-4045-25	42-4045-25	25' wire conduit assembly — used with .040-.045 diameter wire	.060	.156
PX 42-116-25	42-116-25	25' wire conduit assembly — used with .052-1/16" diameter wire	.078	.156



(Use on #3 & #4 guns)

Note: 15' wire conduit assembly (16'-0" o.a.l.)
 25' wire conduit assembly (26'-0" o.a.l.)

PROFAX NO.	TWECO®	DESCRIPTION	I.D.	O.D.
PX 44-3545-15	44-3545-15	15' wire conduit assembly — used with .035-.045 diameter wire	.067	.187
PX 44-116-15	44-116-15	15' wire conduit assembly — used with 1/16" diameter wire	.078	.187
PX 44-564-15	44-564-15	15' wire conduit assembly — used with 5/64" diameter wire	.102	.187
PX 44-332-15	44-332-15	15' wire conduit assembly — used with 3/32" diameter wire	.120	.191
PX 44N-3545-15	44N-3545-15	15' wire conduit assembly — used with .035-3/64" diameter aluminum wire	.064	.187
PX 44N-116-15	44N-116-15	15' wire conduit assembly — used with 1/16" diameter aluminum wire	.090	.187
PX 44-3545-25	44-3545-25	25' wire conduit assembly — used with .035-.045 diameter wire	.067	.187
PX 44-116-25	44-116-25	25' wire conduit assembly — used with 1/16" diameter wire	.078	.187
PX 44-564-25	44-564-25	25' wire conduit assembly — used with 5/64" diameter wire	.102	.187



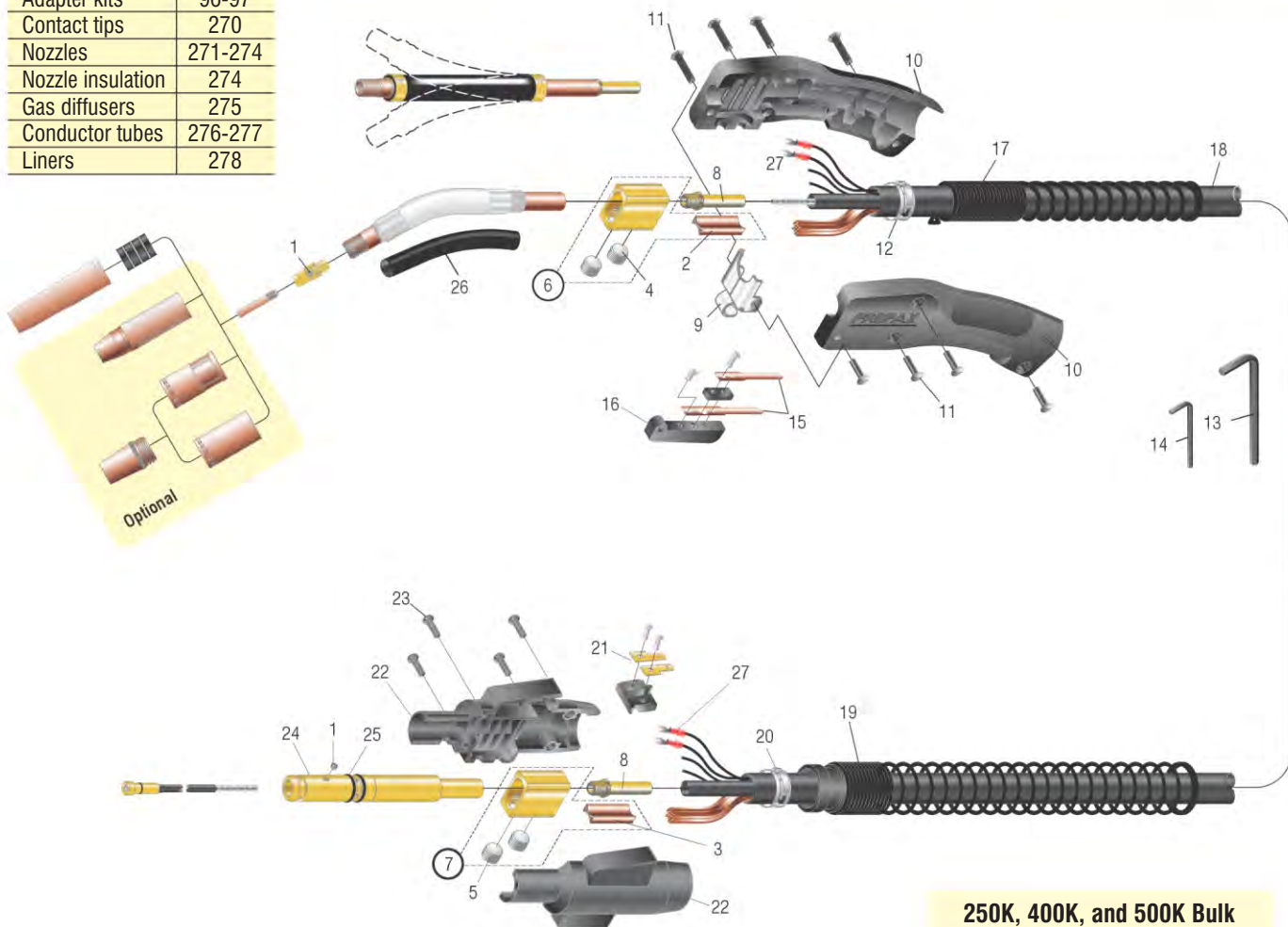
(Use on #5 guns)

Note: 15' wire conduit assembly (16'-0" o.a.l.)
 25' wire conduit assembly (26'-0" o.a.l.)

PROFAX NO.	TWECO®	DESCRIPTION	I.D.	O.D.
PX 45-3545-15	45-3545-15	15' wire conduit assembly — used with .035-.045 diameter wire	.067	.187
PX 45-116-15	45-116-15	15' wire conduit assembly — used with 1/16" diameter wire	.078	.187
PX 45-564-15	45-564-15	15' wire conduit assembly — used with 5/64" diameter wire	.105	.237
PX 45H-332-15	45H-332-15	15' wire conduit assembly — used with 3/32" diameter wire	.125	.267
PX 45H-764-15	45H-764-15	15' wire conduit assembly — used with 7/64" diameter wire	.135	.267
PX 45-3545-25	45-3545-25	25' wire conduit assembly — used with .035-.045 diameter wire	.067	.187
PX 45-116-25	45-116-25	25' wire conduit assembly — used with 1/16" diameter wire	.078	.187
PX 45-564-25	45-564-25	25' wire conduit assembly — used with 5/64" diameter wire	.105	.237



FOR:	SEE PAGE
Adapter kits	96-97
Contact tips	270
Nozzles	271-274
Nozzle insulation	274
Gas diffusers	275
Conductor tubes	276-277
Liners	278



250K, 400K, and 500K Bulk replacement cable hose per foot.

NO.	DESCRIPTION	REPLACEMENT PARTS SUITABLE FOR					
		PROFAX NO.	TWECO® #2 GUN	PROFAX NO.	TWECO® #4 GUN	PROFAX NO.	TWECO® #5 GUN
1	Set screw for gas diffuser & conduit	PX 44C	44C	PX 44C	44C	PX 44C	44C
2	Separator	PX 112	112	PX 114	114	PX 114	114
3	Separator	PX 114	114	PX 114	114	PX 114	114
4	Ball point screws	PX 1-MBP-10	1-MBP-10	PX A-532-24	A-532-24	PX A-532-24	A-532-24
5	Ball point screws	PX A-532-24	A-532-24	PX A-532-24	A-532-24	PX A-532-24	A-532-24
6	Cable connector block assembly	PX 102	102	PX 104	104	PX 104	104
7	Cable connector block assembly	PX 104	104	PX 104	104	PX 104	104
8	Nipple	PX 62N	62N	PX 64N	64N	PX 65N	65N
9	Hanger	PX 152	152	PX 154	154	PX 154	154
10	Handle with binder screws	PX 82	82	PX 84A	84A	PX 85	85
11	Binders (4 ea.) and screws (4 ea.) for handle	PX 122FM-SET	122FM-SET	PX 124FM-SET	124FM-SET	PX 124FM-SET	124FM-SET
12	Clamp-handle	PX 132-12	132-12	PX 134-14	134-14	PX 134-14	134-14
13	7/32" hex wrench	PX AL-300-25	AL-300-25	PX AL-300-25	AL-300-25	PX AL-300-25	AL-300-25
14	5/64" hex wrench	PX 44-25	44-25	PX 44-25	44-25	PX 44-25	44-25
15	Switch contact with screws	PX 92C	92C	PX 94C	94C	PX 94C	94C
16	Trigger switch assembly	PX 92	92	PX 94R	94R	PX 94R	94R
17	Hose support handle	PX 142-6S		PX 144-6S		PX 145-6S	
18	10' replacement cable assembly	PX 250-10	250-10	PX 400-10	400-10	PX 500-10	500-10
	12' replacement cable assembly	PX 250-12	250-12	PX 400-12	400-12	PX 500-12	500-12
	15' replacement cable assembly	PX 250-15	250-15	PX 400-15	400-15	PX 500-15	500-15
19	Hose support-connector	PX R185-S	232-12	PX R185-S	234-12	PX R185-S	235-12
20	Clamp connector-block	PX 134-14	134-14	PX 134-16	134-16	PX 134-15	134-16
21	Connector tab assembly	PX 194	194	PX 194	194	PX 194	194
22	Connector block with binder screws	PX R185-H		PX R185-H		PX R185-H	
23	Binder screws for connector block	PX R185-SC		PX R185-SC		PX R185-SC	
24	Connector plug with nipple & O-rings	See Page 40		See Page 58		See Page 86	
25	O-ring	PX 224	224	PX 224	224	PX 225	225
26	Replacement neoprene insulator	PX 72A	72A	PX 74A	74A	PX 75	75
27	Terminal	PX 244	244	PX 244	244	PX 244	244

PROFAX is in no way affiliated with TWECO PRODUCTS, INC. The parts advertised for sale are not genuine TWECO PRODUCTS, INC. parts, but are parts made for and by PROFAX. References to TWECO PRODUCTS, INC. machines, torches, and numbers are for your convenience only. We reserve the right to substitute genuine TWECO PRODUCTS, INC. parts in place of PROFAX parts.



TIG / Plasma Coolant



7-2850 operating range down to +4° F.
7-2851 operating range down to -34° F.

*Note: Refer to manufacturers SDS for proper safety requirements.

The industry approved product for Plasma and TIG water circulator applications.

PROFAX NO.	DESCRIPTION	BLEND	PROFAX NO.	DESCRIPTION	BLEND
7-2850	1 gal. containers	70/30 (4 per carton)	7-2850-55	55 gal. drum	70/30
7-2851	1 gal. containers	50/50 (4 per carton)	7-2851-55	55 gal. drum	50/50

Sold in standard cartons only.

Cable Covers for Plasma and TIG

• Extra flexible • Light weight • Exceptional value



Zipper



Velcro



PX NO.	DESCRIPTION
3-10	3" cover for 12½' torch packages
3-22	3" cover for 25' torch packages
3-48	3" cover for 50' torch packages
4-10	4" cover for 12½' torch packages
4-22	4" cover for 25' torch packages
4-48	4" cover for 50' torch packages
4-100	4" cover for 100' torch packages

PX NO.	DESCRIPTION
3-10V	3" cover for 12½' torch packages
3-22V	3" cover for 25' torch packages
3-48V	3" cover for 50' torch packages
4-10V	4" cover for 12½' torch packages
4-22V	4" cover for 25' torch packages
4-48V	4" cover for 50' torch packages

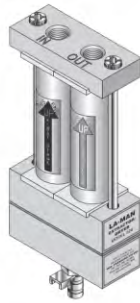
Air regulator, Filters / Replacement Elements

Regulator



(250 P.S.I. MAX)

Compressed Air Filter



LA-MAN

Sub-micronic compressed air filter



(125 P.S.I. MAX)

Replacement element



PROFAX NO.	DESCRIPTION	PROFAX NO.	DESCRIPTION	PROFAX NO.	DESCRIPTION	PROFAX NO.	DESCRIPTION
5524	Air line regulator plasma /secondary with fittings	5520A 015SK	Air filter Service Kit (not shown)	M-260 OR-M260	Air filter (.01 micron filtration) Replacement O-ring for body	M-7230	Replacement element for the M-260 (std. pkg. - 4 ea.)

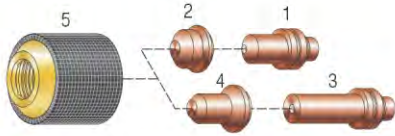


Replacement Parts Suitable For:
Century® & Esab®



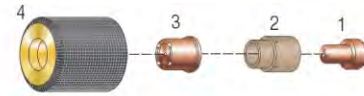
Century® & Esab®

20-20 STYLE TORCH HEAD COMPONENTS



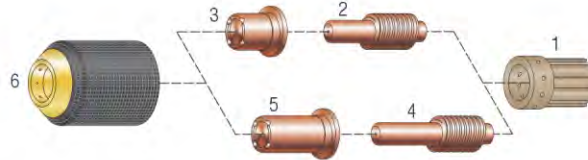
NO.	PROFAX NO.	CENTURY®/SOLAR®	DESCRIPTION
1.	PX 4420	4420 44200	Electrode
2.	PX 4421	4421 44210	Nozzle tip
3.	PX 4426	4426 4426	Electrode, extended
4.	PX 4427	4427 4427	Nozzle tip, extended
5.	PX 4423	4423 44230	Retaining cap

20 - 40 STYLE TORCH HEAD COMPONENTS



NO.	PROFAX NO.	CENTURY®/SOLAR®	DESCRIPTION
1.	PX 4402	4402 44020	Electrode
2.	PX 4403	4403 44030	Swirl ring
3.	PX 4401	4401 44010	Nozzle tip
4.	PX 4404	4404 44040	Retaining cap

20-50 STYLE TORCH HEAD COMPONENTS

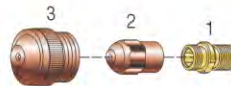


NO.	PROFAX NO.	CENTURY®/SOLAR®	DESCRIPTION	NO.	PROFAX NO.	CENTURY®/SOLAR®	DESCRIPTION
1.	PX 4452	4452 44520	Swirl ring	4.	PX 4450L	4450L 4450L	Extended electrode
2.	PX 4450	4450 44500	Electrode air	5.	PX 4454L	4454L 4454L	Extended nozzle
3.	PX 4454	4454 44540	Nozzle .038, lo-current	6.	PX 4453	4453 44530	Nozzle retaining cap
	PX 4451	4451 44510	Nozzle, hi-current				



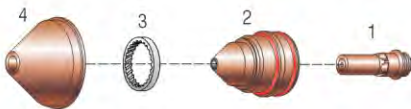
Replacement Parts Suitable For:
Esab®

PT-17A/PT-17AM STYLE TORCH HEAD COMPONENTS USED WITH CONSOLES PCM-150 (875/1125 W/ADAPTER)



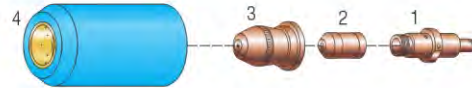
NO.	PROFAX NO.	ESAB®	DESCRIPTION	NO.	PROFAX NO.	ESAB®	DESCRIPTION
1.	PX 20053	20053	Electrode adapter	3.	PX 19916	19916	Tip .052, 70 amp
2.	PX 19918	19918	Electrode		PX 20056	20056	Tip .067, 100 amp

PT-19XL/19XLS STYLE TORCH HEAD COMPONENTS USED WITH CONSOLE ESP-200, PCM-150, PCC-11, DEUCE PACK 150



NO.	PROFAX NO.	ESAB®	DESCRIPTION
1.	PX 34086XL	34086XL	Electrode long Air/O ₂ , 50-250 a. (PT-19XLS)
2.	PX 21822	21822	Nozzle, 250 amp, 1 pc. (PT-19XLS)
3.	PX 21944	21944	Diffuser, 100-600 amp (PT-19XLS)
4.	PX 21802	21802	Shield, 50-250 amp (PT-19XLS)

PT-20AM STYLE TORCH HEAD COMPONENTS USED WITH CONSOLES ESP-100I, PCM-150/875/1125



NO.	PROFAX NO.	ESAB®	DESCRIPTION
1.	PX 21332	21332	Electrode adapter assembly (Incl. 21374)
2.	PX 21150	21150	Electrode
3.	PX 21328	21328	Nozzle, 100 amp
	PX 21329	21329	Nozzle, 70 amp
	PX 21330	21330	Nozzle, 50 amp
4.	PX 21326	21326	Heat shield, 70/100 amp

PROFAX is in no way affiliated with CENTURY and ESAB. The parts advertised for sale are not genuine CENTURY and ESAB parts, but are parts made for and by PROFAX. References to CENTURY and ESAB machines, torches and numbers are for your convenience only. We reserve the right to substitute genuine CENTURY and ESAB parts in place of PROFAX parts.

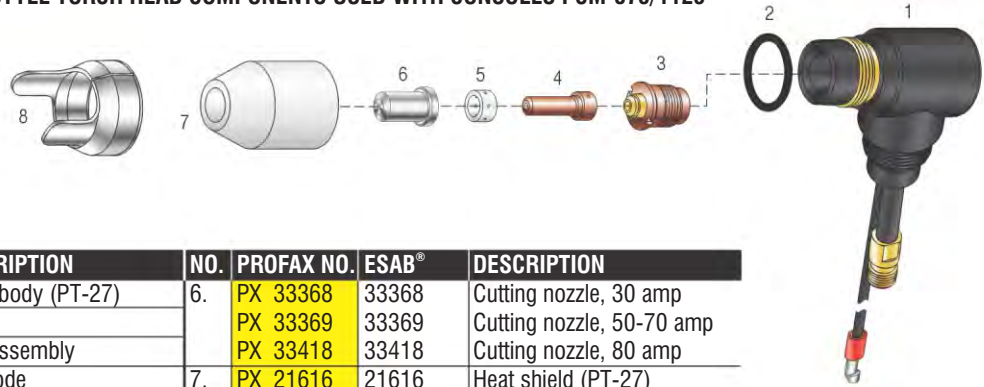


Replacement Parts Suitable For:

Esab®

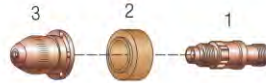
PROFAX

PT-23/27 STYLE TORCH HEAD COMPONENTS USED WITH CONSOLES PCM-875/1125



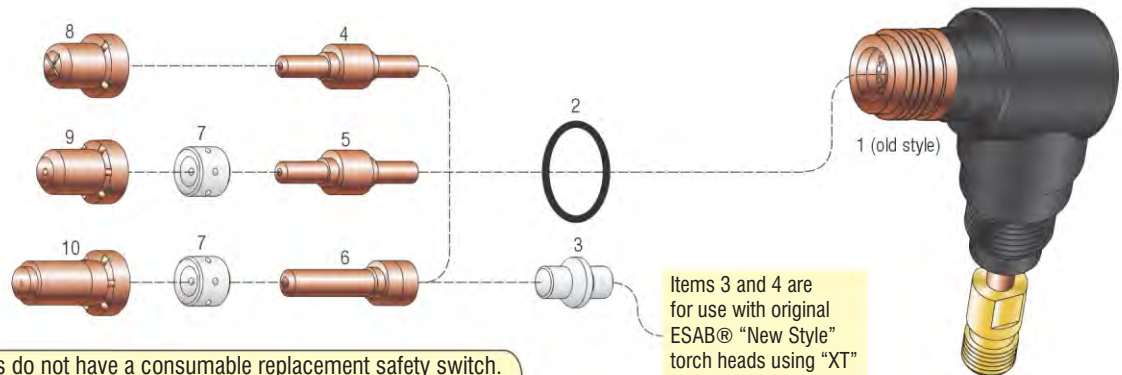
NO.	PROFAX NO.	ESAB®	DESCRIPTION	NO.	PROFAX NO.	ESAB®	DESCRIPTION
1.	PX 21610	21610	Torch body (PT-27)	6.	PX 33368	33368	Cutting nozzle, 30 amp
2.	PX 85W51	85W51	O-ring		PX 33369	33369	Cutting nozzle, 50-70 amp
3.	PX 0558003032	0558003032	Seat assembly		PX 33418	33418	Cutting nozzle, 80 amp
4.	PX 33366	33366	Electrode	7.	PX 21616	21616	Heat shield (PT-27)
5.	PX 33367	33367	Swirl baffle	8.	PX 21420	21420	Heat shield

PT-25 STYLE TORCH HEAD COMPONENTS USED WITH CONSOLES ESP-100I, PCM-150 (W/ADAPTER)



NO.	PROFAX NO.	ESAB®	DESCRIPTION	NO.	PROFAX NO.	ESAB®	DESCRIPTION
1.	PX 21657	21657	Electrode holder	3.	PX 21597	21597	Nozzle, 100 amp
2.	PX 21667	21667	Swirl baffle				

PT-31 & PT-31XL STYLE TORCH HEAD COMPONENTS USED WITH CONSOLES PCM-500I/875



CAUTION! - Torch heads do not have a consumable replacement safety switch. Power source must be off when replacing consumables.

Items 3 and 4 are for use with original ESAB® "New Style" torch heads using "XT" consumables.

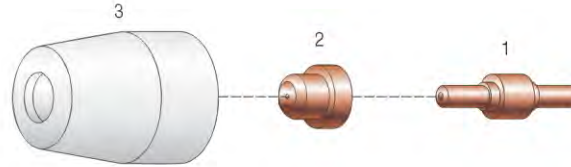
NO.	PROFAX NO.	ESAB®	DESCRIPTION	NO.	PROFAX NO.	ESAB®	DESCRIPTION
1.	PX 20072	20072	31 hand torch (w/out safety)	8.	PX 18866	18866	Tip, 30 amp, 4 stakes
2.	PX 950790	950790	O-ring		PX 18820	18820	Tip, 50 amp, 4 stakes
3.	PX 20324	20324	Plunger HD (new style) XT	9.	PX 19682	19682	Tip HD, 30 amp, 6 stakes
4.	PX 18205	18205	Electrode	10.	PX 20860	20860	Tip, 30 amp, XT
5.	PX 19683	19683	Electrode HD, 30-50 amp		PX 21008	21008	Tip, 40 amp, XT
6.	PX 20862	20862	Electrode, XT		PX 20861	20861	Tip, 50 amp, XT
7.	PX 20463	20463	Swirl baffle, 30-50 amp, 6 Holes, XL & XT				



Replacement Parts Suitable For:
Esab®



PT-34 STYLE TORCH HEAD COMPONENTS USED WITH CONSOLES HP125



Esab®
HYPERTHERM®

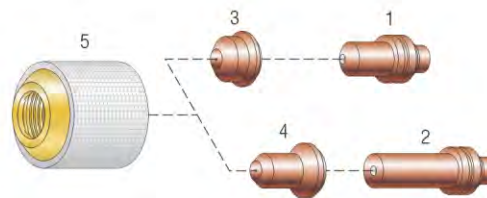
NO.	PROFAX NO.	ESAB®	DESCRIPTION	NO.	PROFAX NO.	ESAB®	DESCRIPTION
1.	PX 37888	37888	Electrode	3.	PX 20282	20282	Heat shield
2.	PX 37887	37887	Tip, 12 amp				



Replacement Parts Suitable For:
HYPERTHERM®

MAX® is the registered trademark
of **HYPERTHERM®**

MAX 20 STYLE TORCH HEAD COMPONENTS (PAC® 110)

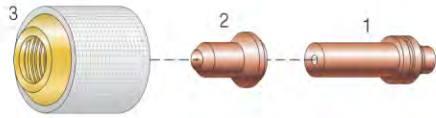


NO.	PROFAX NO.	HYPERTHERM®	DESCRIPTION	NO.	PROFAX NO.	HYPERTHERM®	DESCRIPTION
1.	PX020220	020220	Electrode	4.	PX020381	020381	Nozzle, extended, .029
2.	PX020382	020382	Electrode, extended	5.	PX020218	020218	Retaining cap
3.	PX020299	020299	Nozzle .029 (0.73mm)				
	PX020219	020219	Nozzle, .031				

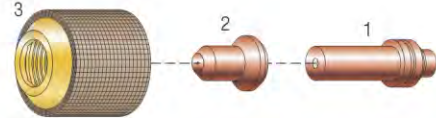
PROFAX is in no way affiliated with ESAB and HYPERTHERM, Inc. The parts advertised for sale are not genuine ESAB and HYPERTHERM, Inc. parts, but are parts made for and by PROFAX. References to ESAB and HYPERTHERM, Inc. machines, torches and numbers are for your convenience only. We reserve the right to substitute genuine ESAB and HYPERTHERM, Inc. parts in place of PROFAX parts. * - Not Shown



POWERMAX® 350 STYLE TORCH HEAD COMPONENTS (PAC® 110)



POWERMAX® 380 STYLE TORCH HEAD COMPONENTS (PAC® 110T)

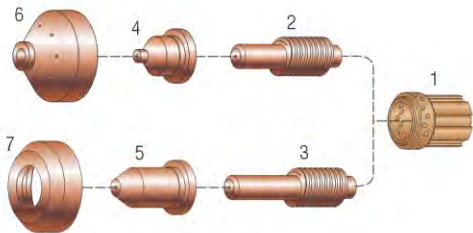


HYPERTHERM®

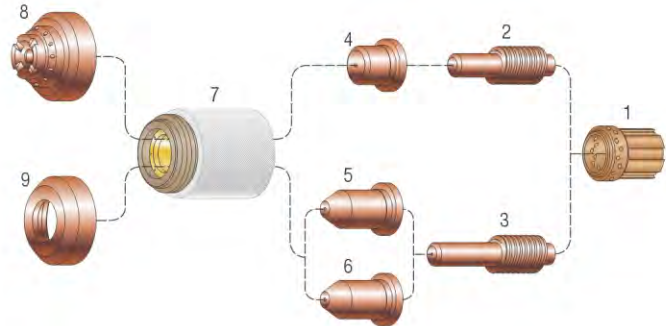
NO.	PROFAX NO.	HYPERTHERM®	DESCRIPTION
1.	PX020382	020382	Electrode, extended
2.	PX120504	120504	Nozzle, extended, 25 amp
3.	PX020218	020218	Retaining cap

NO.	PROFAX NO.	HYPERTHERM®	DESCRIPTION
1.	PX020382	020382	Electrode extended
2.	PX120504	120504	Nozzle, extended, 25 amp
3.	PX220016	220016	Retaining cap

POWERMAX 600® STYLE TORCH HEAD COMPONENTS (PAC® 123 T/M)



**POWERMAX 800® PAC 121/POWERMAX 900® PAC 125
STYLE TORCH HEAD COMPONENTS**



NO.	PROFAX	HYPERTHERM®	DESCRIPTION
1.	PX120576	120576	Swirl ring
2.	PX120573	120573*	Electrode, air
3.	PX120574	120574	Electrode, extended
4.	PX120826	120826	Nozzle
5.	PX120606	120606*	Nozzle pipe saddle, 35 amp, ext.
6.	PX120828	120828*	Shield, hand
7.	PX120303	120303	Deflector

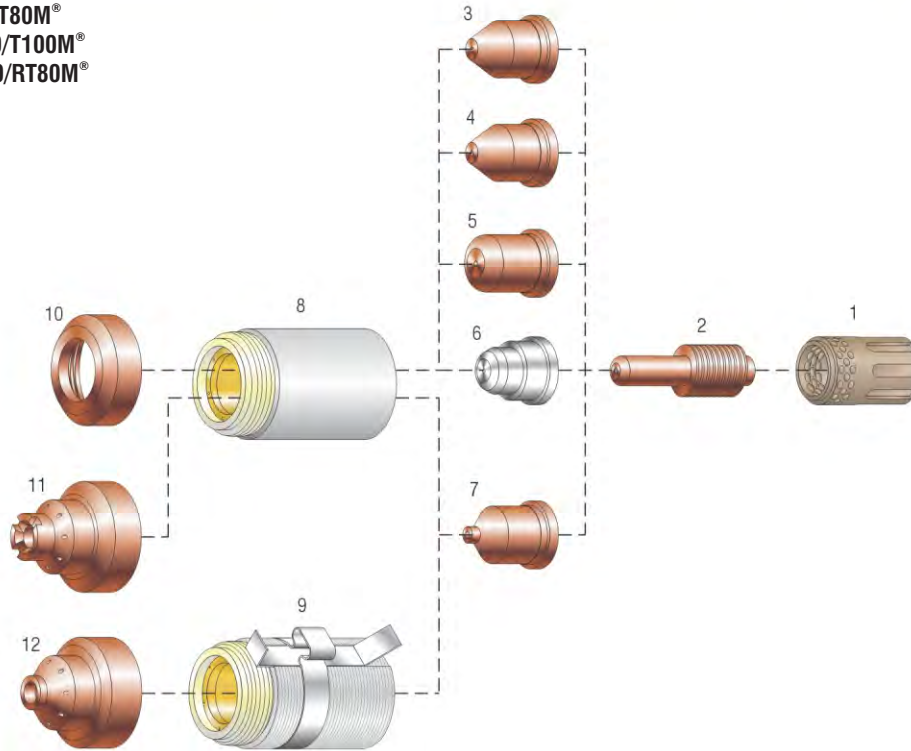
NO.	PROFAX	HYPERTHERM®	DESCRIPTION
1.	PX020361	020361	Swirl ring, 800
	PX120576	120576	Swirl ring, 900
2.	PX120573	120573*	Electrode, air
3.	PX120574	120574	Electrode, extended
4.	PX120577	120577	Nozzle, 55 amp, 900
	PX120282	120282	Nozzle, 55 amp, 800
5.	PX120578	120578*	Nozzle pipe saddle, 55 amp, 900, ext.
	PX120305	120305	Nozzle pipe saddle, 55 amp, 8007
6.	PX120606	120606*	Nozzle pipe saddle, 35 amp, 900, ext.
	PX120438	120438	Nozzle pipe saddle, 35 amp, 800
7.	PX120600	120600	Shield cap
8.	PX120601	120601*	Shield, hand
9.	PX120303	120303	Deflector

PROFAX is in no way affiliated with HYPERTHERM, Inc. References to the above-named machines, torches, consumables, and reference numbers are for convenience only. PROFAX products are manufactured for or by PROFAX. Parts indicated with an asterisk (*) are original HYPERTHERM parts manufactured by HYPERTHERM and are being resold by PROFAX. 284 PROFAX reserves the right to substitute HYPERTHERM parts in place of PROFAX parts.



40A-80A STYLE TORCH HEAD COMPONENTS

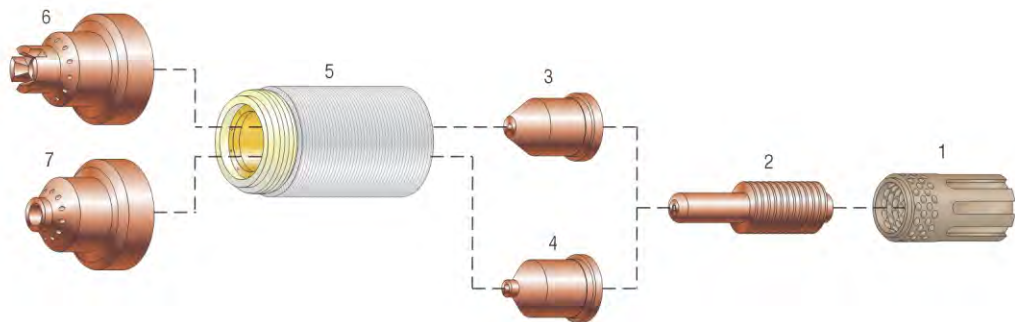
POWERMAX 1000® T60/T60M®
POWERMAX 1250® T80/T80M®
POWERMAX 1650® T100/T100M®
POWERMAX 1100® RT80/RT80M®
RT60/RT60M®



NO.	PROFAX NO.	HYPER THERM®	DESCRIPTION	NO.	PROFAX NO.	HYPER THERM®	DESCRIPTION
1.	PX 120925	120925	Swirl ring	7.	PX 120932	120932	Tip 40A shielded
2.	PX 120926	120926	Electrode		PX 120931	120931	Tip 60A shielded
3.	PX 120980	120980	Tip 80A unshielded	8.	PX 120928	120928	Retaining cap 40/80A
4.	PX 220007	220007	Tip 60A unshielded	9.	PX 220061	220061	Retaining cap 40/80A OHMIC
5.	PX 220006	220006	Tip 40A unshielded	10.	PX 120979	120979	Deflector
6.	PX 220329	220329	Tip 30A-50A precision cut	11.	PX 120929	120929	Hand shield 40/80A
				12.	PX 120930	120930	Machine shield 40/80A

POWERMAX 1000® T60/T60M®
POWERMAX 1250® T80/T80M®
POWERMAX 1650® T100/T100M®
POWERMAX 1100® RT80/RT80M®
RT60/RT60M®

100A STYLE TORCH HEAD COMPONENTS



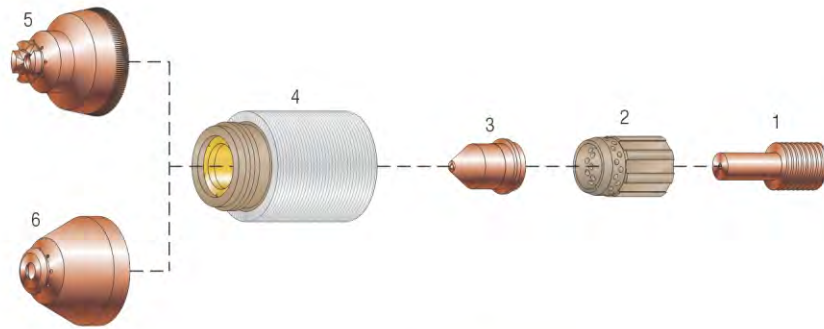
NO.	PROFAX NO.	HYPER THERM®	DESCRIPTION	NO.	PROFAX NO.	HYPER THERM®	DESCRIPTION
1.	PX 220051	220051	Swirl ring Max life 100A	5.	PX 220048	220048	Retaining cap 100A
2.	PX 220037	220037	Electrode 100A	6.	PX 220065	220065	Hand shield 100A
3.	PX 220064	220064	Tip 100A unshielded	7.	PX 220047	220047	Machine shield 100A
4.	PX 220011	220011	Tip 100A Shielded				

PROFAX is in no way affiliated with HYPER THERM, Inc. References to the above-named machines, torches, consumables, and reference numbers are for convenience only. PROFAX products are manufactured for or by PROFAX. Parts indicated with an asterisk (*) are original HYPER THERM parts manufactured by HYPER THERM and are being resold by PROFAX. PROFAX reserves the right to substitute HYPER THERM parts in place of PROFAX parts.

HYPER THERM®



POWERMAX 45® H45® STYLE TORCH HEAD COMPONENTS

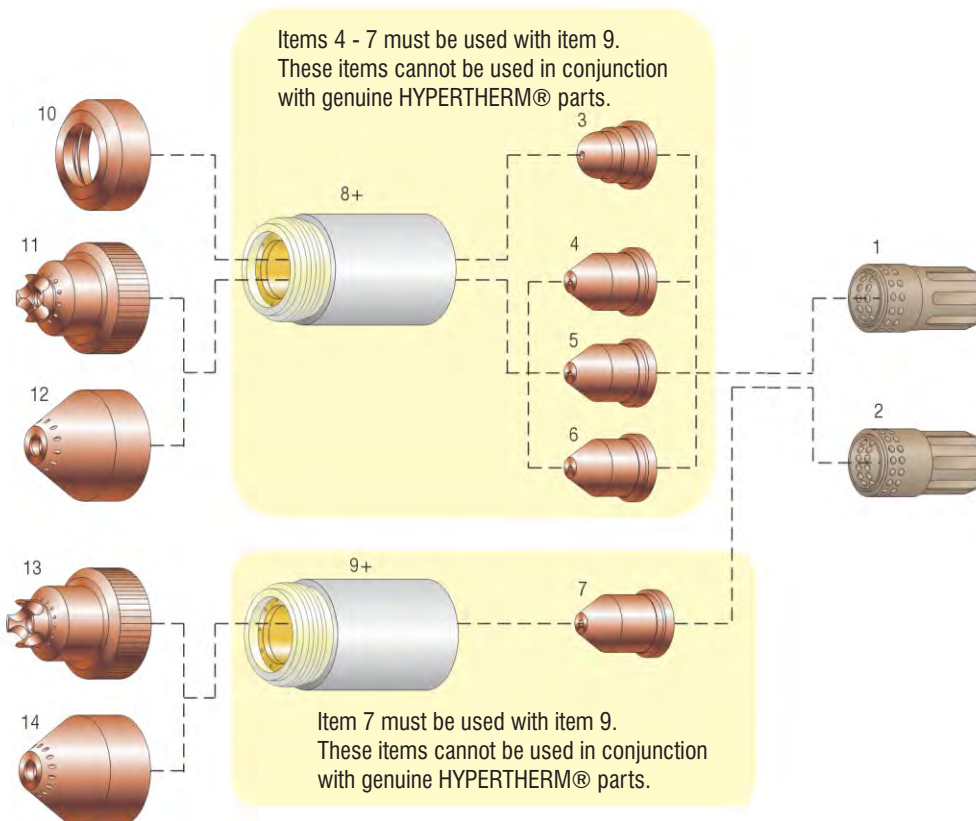


NO.	PROFAX NO.	HYPER THERM®	DESCRIPTION	NO.	PROFAX NO.	HYPER THERM®	DESCRIPTION
1.	PX 220669	220669	Electrode	4.	PX 220713	220713	Retaining cap
2.	PX 220670	220670	Swirl ring 45A	5.	PX 220674	220674	Hand shield
3.	PX 220671	220671	Tip 45A	6.	PX 220673	220673	Machine shield

POWERMAX 65® H65® M65®
POWERMAX 85® H85® M85®
POWERMAX 105® H105® M105®

POWERMAX 1000/1250/1650 HRT® MRT® RETRIFIT TORCH

HYPER THERM®

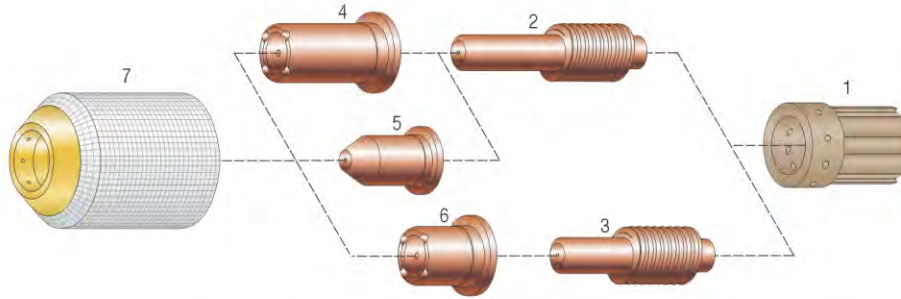


+ Item is not of OEM design

NO.	PROFAX NO.	HYPER THERM®	DESCRIPTION	NO.	PROFAX NO.	HYPER THERM®	DESCRIPTION
1.	PX 220857	220857	Swirl ring 45-85A	8.+	PX 220854/85	220854/85	Retaining cap 45-85A
2.	PX 220994	220994	Swirl ring 105A	9.+	PX 220854/105	220854/105	Retaining cap 105A
3.	PX 220930	220930	Tip precision cut 45A (for use w/#9)	10.	PX 220955	220955	Deflector
4.	PX 220941	220941	Tip 45A (for use w/item 9+)	11.	PX 220818	220818	Hand shield 45-85A
5.	PX 220819	220819	Tip 65A (for use w/item 9+)	12.	PX 220817	220817	Machine shield 45-85A
6.	PX 220816	220816	Tip 85A (for use w/item 9+)	13.	PX 220992	220992	Hand shield 105A
7.	PX 220990	220990	Tip 105A (for use w/item 10+)	14.	PX 220993	220993	Machine shield 105A

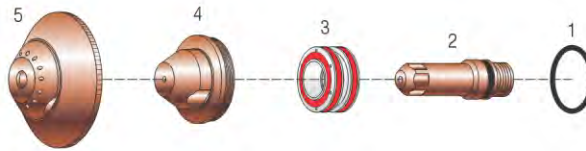


MAX 40CS/MAX 42/MAX 43 STYLE TORCH HEAD COMPONENTS (PAC® 120/121)



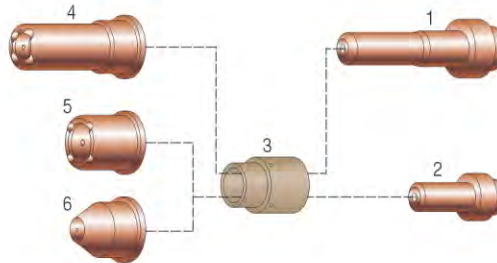
NO.	PROFAX	HYPERTHERM®	DESCRIPTION	NO.	PROFAX	HYPERTHERM®	DESCRIPTION
1.	PX020361	020361	Swirl ring	5.	PX120023	120023	Nozzle pipe saddle, long
2.	PX120574	120574	Electrode, extended	6.	PX020350	020350	Nozzle, .038
3.	PX120573	120573*	Electrode		PX020395	020395	Nozzle, .042
4.	PX020546	020546	Nozzle, extended, .038	7.	PX020930	020930	Retaining cap

MAX200 STYLE TORCH HEAD COMPONENTS (PAC® 200)



NO.	PROFAX	HYPERTHERM®	DESCRIPTION	NO.	PROFAX	HYPERTHERM®	DESCRIPTION
1.	PX044027	044027	O-ring	5.	PX020424	020424*	Shield, cutting, all plasma gases, machine 200 amp
2.	PX120667	120667*	Electrode, hylife, oxygen		PX020448	020448*	Shield, cutting, all plasma gases, machine 100 amp
	PX220021	220021*	Electrode, hylife, oxygen				
	PX020414	020414	Electrode, oxygen, air, 40, 100, or 200 amp				
3.	PX020604	020604*	Swirl ring, oxygen, 200 amps				
4.	PX020605	020605	Nozzle, oxygen, 200 amps, .082				
	PX020608	020608	Nozzle, air, nitrogen, argon/hydrogen, 200 amps, .086				
	PX020611	020611*	Nozzle, air, argon/hydrogen, 100 amps, .059				

MAX40 AND HT40 STYLE TORCH HEAD COMPONENTS (PAC® 140)



NO.	PROFAX	HYPERTHERM®	DESCRIPTION	NO.	PROFAX	HYPERTHERM®	DESCRIPTION
1.	PX020467	020467	Electrode, extended (MAX40)	4.	PX020466	020466	Nozzle, extended (MAX40)
2.	PX020103	020103	Electrode, air	5.	PX020115	020115	Nozzle (MAX40)
3.	PX020101	020101	Swirl ring	6.	PX020131	020131	Nozzle pipe saddle

PROFAX is in no way affiliated with HYPERTHERM, Inc. References to the above-named machines, torches, consumables, and reference numbers are for convenience only. PROFAX products are manufactured for or by PROFAX. Parts indicated with an asterisk (*) are original HYPERTHERM parts manufactured by HYPERTHERM and are being resold by PROFAX. PROFAX reserves the right to substitute HYPERTHERM parts in place of PROFAX parts.

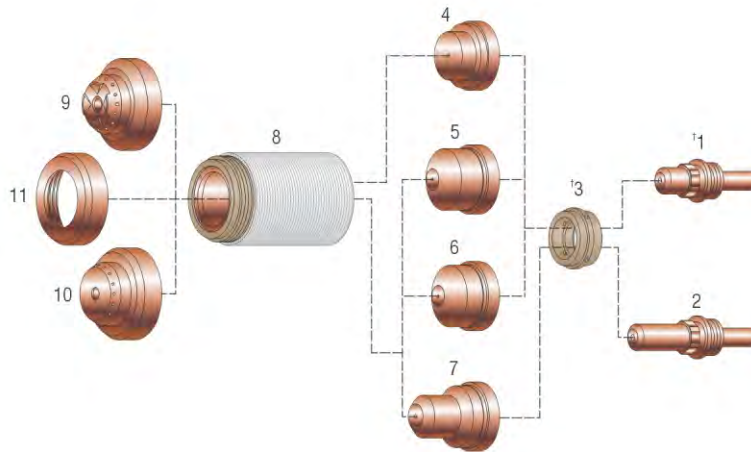


Replacement Parts Suitable For:
HYPERTHERM®

MAX® is the registered trademark
of **HYPERTHERM®**



MAX 70/80/100 STYLE TORCH HEAD COMPONENTS (PAC® 130)



N/S - Not Shown
† - To be used with all of the part combinations listed above.

NO.	PROFAX	HYPERTHERM®	DESCRIPTION	NO.	PROFAX	HYPERTHERM®	DESCRIPTION
†1.	PX120433	120433*	Electrode, air	7.	PX020563	020563	Nozzle, extended
2.	PX020564	020564	Electrode, extended	8.	PX020336	020336*	Shield cap, 80/100 amp
†3.	PX020194	020194	Swirl ring	9.	PX020335	020335*	Hand shield
4.	PX020397	020397	Nozzle, shield, 80 amp (MAX80)	10.	PX020334	020334*	Machine shield, 80/100 amp
	PX020337	020337	Nozzle, shield, 100 amp (MAX100)	11.	PX020333	020333	Deflector, gouging
5.	PX020195	020195	Nozzle, std., 100 amp (MAX100)	N/S	PX026018	026018	O-ring-torch head
6.	PX020203	020203	Nozzle, standard, 40 amp				

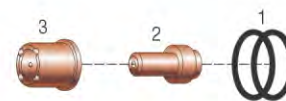


Replacement Parts Suitable For:
Miller Electric Mfg. Co.®

ICE-25C TORCH HEAD COMPONENTS (SPECTRUM® 300)



ICE-50 TORCH HEAD COMPONENTS (SPECTRUM® 700)

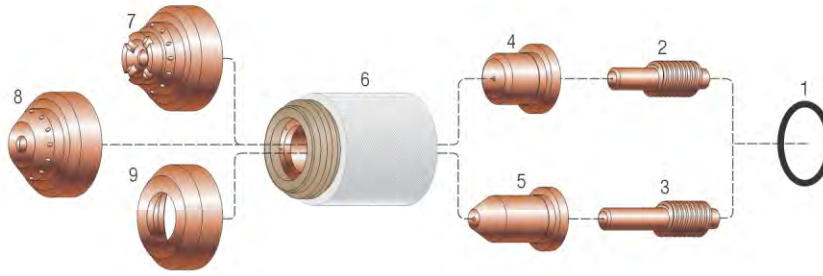


NO.	PROFAX NO.	MILLER®	DESCRIPTION	NO.	PROFAX NO.	MILLER®	DESCRIPTION
1.	PX 169-232	169232	O-ring	1.	PX 169232	169232	O-ring
2.	PX 202809	176657	Swirl ring, 25 amp	2.	PX 169212	169212	Electrode standard
3.	PX 176-655	176655	Electrode, 25 amp	3.	PX 174034	174034	Tip standard
4.	PX 176-656	176656	Tip, 25 amp	*	PX 169213	169213	Gouging tip

PROFAX is in no way affiliated with HYPERTHERM, Inc., and MILLER ELECTRIC MFG. CO. . References to the above-named machines, torches, consumables, and reference numbers are for convenience only. PROFAX products are manufactured for or by PROFAX. Parts indicated with an asterik (*) are original HYPERTHERM, and MILLER ELECTRIC MFG. CO. parts manufactured by HYPERTHERM, and MILLER ELECTRIC MFG. CO. and are being resold by PROFAX. PROFAX reserves the right to substitute HYPERTHERM, and MILLER ELECTRIC MFG. CO. parts in place of PROFAX parts.

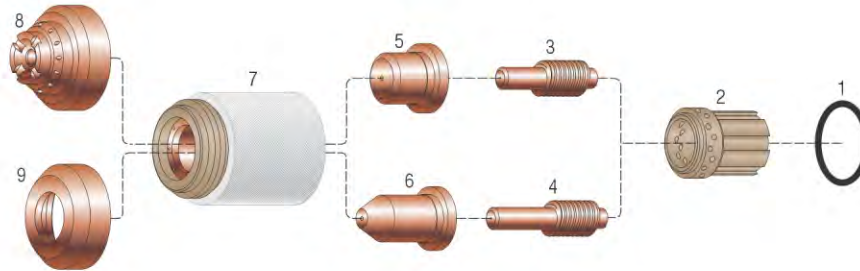


ICE-50C/50CM TORCH HEAD COMPONENTS (SPECTRUM® 650, 701, 2050)



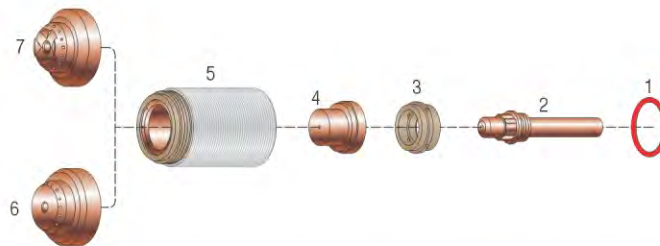
NO.	PROFAX NO.	MILLER®	DESCRIPTION	NO.	PROFAX NO.	MILLER®	DESCRIPTION
1.	PX 169232	169232	O-ring	6.	PX 192050	192050	Retaining cup
2.	PX 192047	192047	Electrode air	7.	PX 192053	192053	Shield-drag
3.	PX 192048	192048	Electrode extended	8.	PX 192058	192058	Shield-machine
4.	PX 177890	177890	Nozzle standard	9.	PX 177888	177888	Deflector
5.	PX 177876	177876	Nozzle pipe saddle, extended				

ICE-55C/55CM TORCH HEAD COMPONENTS (SPECTRUM® 2255)



NO.	PROFAX NO.	MILLER®	DESCRIPTION	NO.	PROFAX NO.	MILLER®	DESCRIPTION
1.	PX 169232	169232	O-ring	6.	PX 192056	192056	Nozzle pipe saddle, extended, 55 amp
2.	PX 192049	192049	Swirl ring	7.	PX 192050	192050	Retaining cup
3.	PX 192047	192047	Electrode air	8.	PX 192053	192053	Shield-drag
4.	PX 192048	192048	Electrode extended	9.	PX 177888	177888	Deflector
5.	PX 192051	192051	Nozzle standard				

ICE-70/100 AND ICE-70M/100M STYLE TORCH HEAD COMPONENTS (SPECTRUM® 1000 AND 1250)

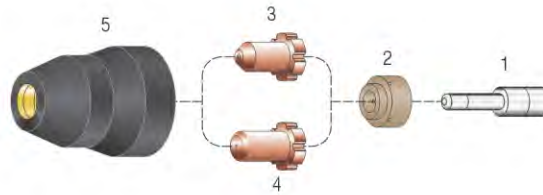


NO.	PROFAX NO.	MILLER®	DESCRIPTION	NO.	PROFAX NO.	MILLER®	DESCRIPTION
1.	PX 169233	169233	O-ring	5.	PX 169223	169223	Cup 70/100 amp
2.	PX 169217	169217	Electrode standard	6.	PX 169230	169230	Machine shield
3.	PX 169222	169222	Swirl ring	7.	PX 169224	169224	Drag shield
4.	PX 169219	169219	Tip shielded 70 amp				
	PX 169226	169226	Tip shielded 100 amp				

PROFAX is in no way affiliated with MILLER ELECTRIC MFG. CO. The parts advertised for sale are not genuine MILLER ELECTRIC MFG. CO. parts, but are parts made for and by PROFAX. References to MILLER ELECTRIC MFG. CO. machines, torches and numbers are for your convenience only. We reserve the right to substitute genuine MILLER ELECTRIC MFG. CO. parts in place of PROFAX parts.

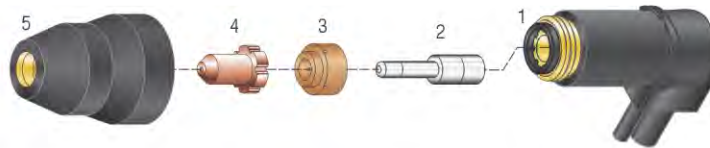


PCH-10 STYLE TORCH HEAD COMPONENTS (DRAG GUN AND COUGAR)



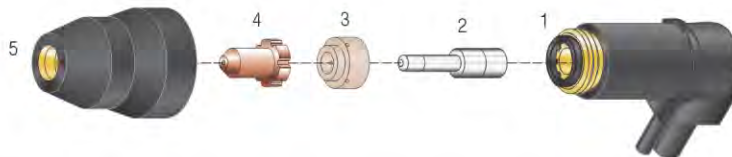
NO.	PROFAX NO.	THERMAL DYNAMICS®	DESCRIPTION	NO.	PROFAX NO.	THERMAL DYNAMICS®	DESCRIPTION
1.	PX 9-6006	9-6006	Electrode	4.	PX 9-4476	9-4476	Tip, air, Cougar™ 125
2.	PX 9-6007	9-6007	Gas distributor	5.	PX 9-6003	9-6003	Shield cup
3.	PX 9-6099	9-6099	Tip, air, Drag-Gun™				

PCH-25 STYLE TORCH HEAD COMPONENTS (PAKMASTER® 25/ECONO-PAK™ 25)



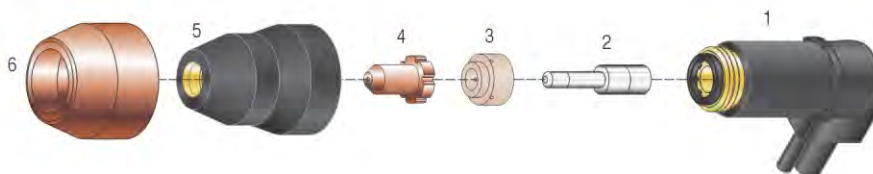
NO.	PROFAX NO.	THERMAL DYNAMICS®	DESCRIPTION	NO.	PROFAX NO.	THERMAL DYNAMICS®	DESCRIPTION
1	PX 9-5807	9-5807	Hand torch 70°	4.	PX 9-4476	9-4476	Tip
2.	PX 9-6006	9-6006	Electrode	5.	PX 9-6003	9-6003	Shield cup
3.	PX 9-6007	9-6007	Gas distributor				

PCH-26 STYLE TORCH HEAD COMPONENTS (ECONO-PAK™ 50)



NO.	PROFAX NO.	THERMAL DYNAMICS®	DESCRIPTION	NO.	PROFAX NO.	THERMAL DYNAMICS®	DESCRIPTION
1.	PX 9-5807	9-5807	Hand torch 70°	4.	PX 9-6501	9-6501	Tip drag
2.	PX 9-6506	9-6506	Electrode	5.	PX 9-6003	9-6003	Shield cup
3.	PX 9-6507	9-6507	Gas distributor				

PCH/M-28 STYLE TORCH HEAD COMPONENTS (PAKMASTER® 50XL)



NO.	PROFAX NO.	THERMAL DYNAMICS®	DESCRIPTION	NO.	PROFAX NO.	THERMAL DYNAMICS®	DESCRIPTION
1.	PX 9-5807	9-5807	Hand torch 70°	4.	PX 9-6500	9-6500	Tip, stand off
2.	PX 9-6506	9-6506	Electrode, long life		PX 9-6501	9-6501	Tip, drag
3.	PX 9-6507	9-6507	Gas distributor, long life	5.	PX 9-6003	9-6003	Shield cup
				6.	PX 9-6503	9-6503	Shield cup, long life w/9-6003

PROFAX is in no way affiliated with THERMAL DYNAMICS CORP. The parts advertised for sale are not genuine THERMAL DYNAMICS CORP. parts, but are parts made for and by PROFAX. References to THERMAL DYNAMICS CORP. machines, torches and numbers are for your convenience only. We reserve the right to substitute genuine

* - Not Shown

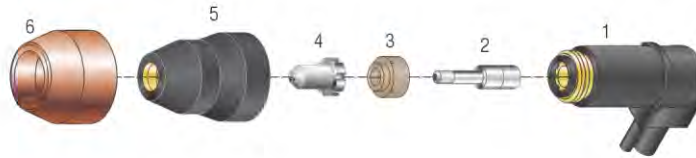


Replacement Parts Suitable For:

Thermal Dynamics Corp.®

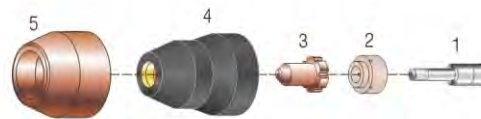
PROFAX

PCH/M-35 STYLE TORCH HEAD COMPONENTS (PAKMASTER® 50)



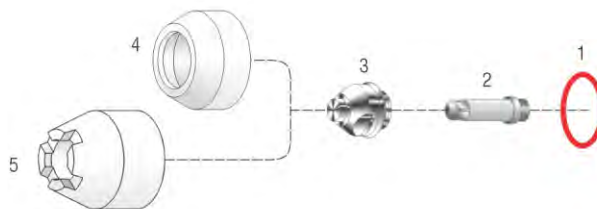
NO.	PROFAX NO.	THERMAL DYNAMICS®	DESCRIPTION	NO.	PROFAX NO.	THERMAL DYNAMICS®	DESCRIPTION
1.	PX 9-5807	9-5807	Hand torch 70°	4.	PX 9-6001	9-6001	Tip, drag
2.	PX 9-6006	9-6006	Electrode		PX 9-6500	9-6500	Tip, stand off, long life
	PX 9-6506	9-6506	Electrode, long life		PX 9-6501	9-6501	Tip, drag, long life
3.	PX 9-6007	9-6007	Gas distributor	5.	PX 9-6003	9-6003	Shield cup
	PX 9-6507	9-6507	Gas distributor, long life	6.	PX 9-6503	9-6503	Shield cup, long life w/9-6003

PCH/M-40 STYLE TORCH HEAD COMPONENTS (PAKMASTER® 50XL PLUS)



NO.	PROFAX NO.	THERMAL DYNAMICS®	DESCRIPTION	NO.	PROFAX NO.	THERMAL DYNAMICS®	DESCRIPTION
1.	PX 9-6506	9-6506	Electrode, long life	4.	PX 9-6003	9-6003	Shield cup
2.	PX 9-6507	9-6507	Gas distributor, long life	5.	PX 9-6503	9-6503	Shield cup, long life w/9-6003
3.	PX 9-6500	9-6500	Tip, stand off, long life				
	PX 9-6501	9-6501	Tip, drag, long life				
	PX 9-6502	9-6502	Tip, gouging, long life				

PCH/M-51 STYLE TORCH HEAD COMPONENTS (4XI, 6XI, PAK® 3XR, PAK® 5XR, PAK® 6XR, PAK® 7XR, PAK® 5XT, PAK® 625XR AND PAK® 750XR)



NO.	PROFAX NO.	THERMAL DYNAMICS®	DESCRIPTION	NO.	PROFAX NO.	THERMAL DYNAMICS®	DESCRIPTION
1.	PX 8-5525	8-5525	O-ring	3.	PX 9-5631	9-5631	Tip 1.1 - .043
2.	PX 9-5633	9-5633	Electrode		PX 9-5724	9-5724	Tip 2.0 - .079 gouging
	PX 9-5720	9-5720	Electrode (4XI)	4.	PX 9-5630	9-5630	Shield cup-ceramic
					PX 8-2159	8-2159	Shield cup phenolic
				5.	PX 8-5526	8-5526	Crown cup

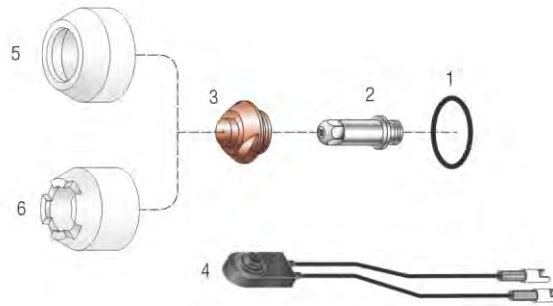
PROFAX is in no way affiliated with THERMAL DYNAMICS CORP. The parts advertised for sale are not genuine THERMAL DYNAMICS CORP. parts, but are parts made for and by PROFAX. References to THERMAL DYNAMICS CORP. machines, torches and numbers are for your convenience only. We reserve the right to substitute genuine THERMAL DYNAMICS CORP. parts in place of PROFAX parts.

* - Not Shown

Thermal Dynamics Corp.®



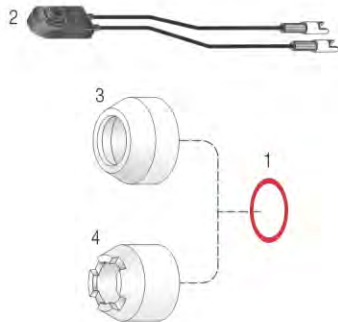
PCH/M-52 STYLE TORCH HEAD COMPONENTS
 (PAK® 5XR DUAL GAS, PAK® 6XR DUAL GAS, PAK® 7XR, PAK® 8XR, PAK® 10XR,
 PAK® 625XR DUAL GAS, PAK® 750XR, PAK® 1000XR, AND PAK® 1250XR)



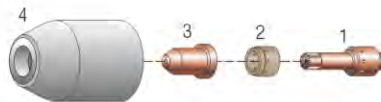
Thermal Dynamics Corp.®

NO.	PROFAX NO.	THERMAL DYNAMICS®	DESCRIPTION	NO.	PROFAX NO.	THERMAL DYNAMICS®	DESCRIPTION
1.	PX 8-5525	8-5525	O-ring	4.	PX 9-5522	9-5522	Switch
2.	PX 9-5619	9-5619	Electrode - Hf.	5.	PX 9-5617	9-5617	Shield cup-ceramic
3.	PX 9-5618	9-5618	Tip 1.1-.043	6.	PX 9-5694	9-5694	Crown shield cup
	PX 9-5702	9-5702	Tip 0.8-.031, 35 amp, cut	*	PX 8-4007	8-4007	Tip wrench
	PX 9-5707	9-5707	Tip 1.2-.047, 70 amp, cut	*	PX 9-5620	9-5620	Electrode wrench
	PX 9-5708	9-5708	Tip 1.5-.059, 105 amp				

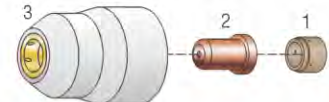
PCH/M-53 STYLE TORCH HEAD COMPONENTS (PAKMASTER® 100)



PCH/M-60 STYLE TORCH HEAD COMPONENTS (PAKMASTER® 75XL PLUS)



PCH/M-62 STYLE TORCH HEAD COMPONENTS (PAKMASTER® 50XL PLUS & CUT MASTER 50)



NO.	PROFAX NO.	THERMAL DYNAMICS®	DESCRIPTION	NO.	PROFAX NO.	THERMAL DYNAMICS®	DESCRIPTION	NO.	PROFAX NO.	THERMAL DYNAMICS®	DESCRIPTION
1.	PX 8-5525	8-5525	O-ring	1.	PX 8-7502	8-7502	Electrode-Hf.	1.	PX 9-8401	9-8401	Gas distributor
2.	PX 9-5522	9-5522	Switch	2.	PX 8-7501	8-7501	Gas distributor, cutting	2.	PX 9-8411	9-8411	Tip, drag
3.	PX 9-5617	9-5617	Shield cup ceramic	3.	PX 8-7508	8-7508	Gas distributor, gouging	3.	PX 9-8412	9-8412	Tip, stand off
4.	PX 9-5694	9-5694	Crown shield cup	3.	PX 8-7506	8-7506	Tip, gouging, .073	3.	PX 9-8400	9-8400	Shield cup
					PX 8-7503	8-7503	Tip, cutting, 35 amp, .039				
					PX 9-7726	9-7726	Tip, cutting, 55 amp, .047				
				4.	PX 8-7500	8-7500	Shield cup				

PROFAX is in no way affiliated with THERMAL DYNAMICS CORP. The parts advertised for sale are not genuine THERMAL DYNAMICS CORP. parts, but are parts made for and by PROFAX. References to THERMAL DYNAMICS CORP. machines, torches and numbers are for your convenience only. We reserve the right to substitute genuine THERMAL DYNAMICS CORP. parts in place of PROFAX parts.

* - Not Shown

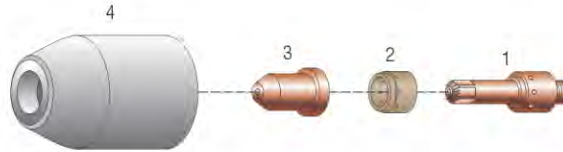


Replacement Parts Suitable For:

Thermal Dynamics Corp.®

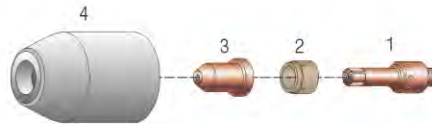


PCH-75/PCH-100XL STYLE TORCH HEAD COMPONENTS
(PAKMASTER® 75, PAKMASTER® 75XL, PAKMASTER® 100XL, PAKMASTER® 100XL PLUS, ECONO PAK 100)



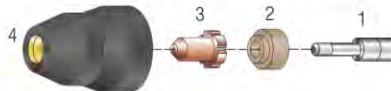
NO.	PROFAX NO.	THERMAL DYNAMICS®	DESCRIPTION	NO.	PROFAX NO.	THERMAL DYNAMICS®	DESCRIPTION
1.	PX 8-7502	8-7502	Electrode - Hf.	3.	PX 8-7503	8-7503	Tip cutting 35 amp - .039
2.	PX 8-7501	8-7501	Gas distributor, cutting	4.	PX 8-7504	8-7504	Tip cutting 55 amp - .046
	PX 8-7508	8-7508	Gas distributor, gouging		PX 8-7505	8-7505	Tip cutting 70 amp - .052
					PX 8-7506	8-7506	Tip gouging - .073
					PX 8-7500	8-7500	Shield cup

PCH/M-80 STYLE TORCH HEAD COMPONENTS (PAKMASTER® 100XL PLUS)



NO.	PROFAX NO.	THERMAL DYNAMICS®	DESCRIPTION	NO.	PROFAX NO.	THERMAL DYNAMICS®	DESCRIPTION
1.	PX 8-7502	8-7502	Electrode, Air/N ₂		PX 8-7504	8-7504	Tip, cutting, 55 amp, Air/N ₂
2.	PX 8-7501	8-7501	Gas distributor, cutting	4.	PX 9-7728	9-7728	Tip, cutting, 80 amp, Air/N ₂
	PX 8-7508	8-7508	Gas distributor, gouging		PX 8-7500	8-7500	Shield cup
3.	PX 8-7506	8-7506	Tip, gouging		PX 8-7507	8-7507	Shield cup, crown
	PX 8-7503	8-7503	Tip, cutting, 35 amp, drag	PX 9-7501		Spring-shield cup (PROFAX cups only)	

PCM-25/38 STYLE TORCH HEAD COMPONENTS (DRAG GUN 38 AND PAKMASTER® 38XL)



NO.	PROFAX NO.	THERMAL DYNAMICS®	DESCRIPTION	NO.	PROFAX NO.	THERMAL DYNAMICS®	DESCRIPTION
1.	PX 9-6506	9-6506	Electrode, long life	3.	PX 9-6501	9-6501	Tip, drag, long life
2.	PX 9-6507	9-6507	Gas distributor, long life	4.	PX 9-6003	9-6003	Shield cup

PCH/M-102 STYLE TORCH HEAD COMPONENTS
(75XL PLUS 60 AMP, 100XL PLUS 80 AMP AND CUTMASTER 75)



NO.	PROFAX NO.	THERMAL DYNAMICS®	DESCRIPTION	NO.	PROFAX NO.	THERMAL DYNAMICS®	DESCRIPTION
1.	PX 8-7501	8-7501	Gas distributor, cutting	3.	PX 9-7728	9-7728	Tip cutting, 80 amp (100XL PLUS only)
	PX 8-7508	8-7508	Gas distributor, gouging		PX 9-8406	9-8406	Tip, 100 amp
2.	PX 8-7503	8-7503	Tip, cutting, 40 amp	3.	PX 8-7500	8-7500	Shield cup, cutting
	PX 8-7506	8-7506	Tip, gouging		PX 8-7507	8-7507	Shield cup, crown
	PX 9-7726	9-7726	Tip, cutting, 60 amp				

PROFAX is in no way affiliated with THERMAL DYNAMICS CORP. The parts advertised for sale are not genuine THERMAL DYNAMICS CORP. parts, but are parts made for and by PROFAX. References to THERMAL DYNAMICS CORP. machines, torches and numbers are for your convenience only. We reserve the right to substitute genuine THERMAL DYNAMICS CORP. parts in place of PROFAX parts.

* - Not Shown

Thermal Dynamics Corp.®

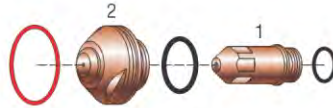


Replacement Parts Suitable For:

Thermal Dynamics Corp.®



PCH/M-150 STYLE TORCH HEAD COMPONENTS (MERLIN PAK® 15XC)



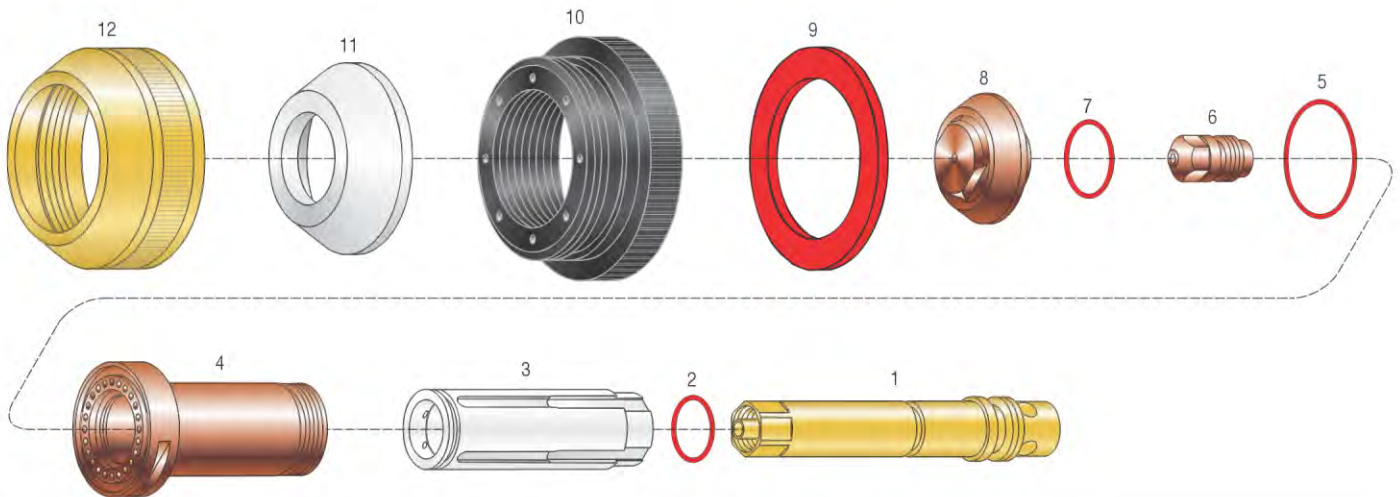
NO.	PROFAX NO.	THERMAL DYNAMICS®	DESCRIPTION	NO.	PROFAX NO.	THERMAL DYNAMICS®	DESCRIPTION
1.	PX 9-5749	9-5749	Electrode (Air)	2.	PX 9-5746	9-5746	Tip, 150 amp (Air .070)
	PX 9-5760	9-5760	Electrode (O ₂)		PX 9-5751	9-5751	Tip, 150 amp (O ₂ .070)

PWM-300 STYLE TORCH HEAD COMPONENTS



NO.	PROFAX NO.	THERMAL DYNAMICS®	DESCRIPTION	NO.	PROFAX NO.	THERMAL DYNAMICS®	DESCRIPTION
1.	PX 8-6512	8-6512	Gasket	5.	PX 8-6575	8-6575	Tip .093, 200 amp
2.	PX 9-2956	9-2956	O-ring		PX 8-6582	8-6582	Tip .113, 250 amp
3.	PX 9-1827	9-1827	Electrode		PX 8-6572	8-6572	Tip .125, 400 amp
4.	PX 9-2863	9-2863	O-ring				(Included with each tip 9-2863 & 9-2956 O-ring)
				6.	PX 8-6515	8-6515	End cap

6B STYLE TORCH HEAD COMPONENTS (PAK® 44 & PAK® 45)



NO.	PROFAX NO.	THERMAL DYNAMICS®	DESCRIPTION	NO.	PROFAX NO.	THERMAL DYNAMICS®	DESCRIPTION
1.	PX 8-6615	8-6615	Electrode holder w/9-2960, 8-0527		PX 8-6582	8-6582	Tip .113, 300 amp
2.	PX 9-2960	9-2960	O-ring		PX 8-6572	8-6572	Tip .125, 400 amp
3.	PX 8-6569	8-6569	Gas distributor w/8-3146				(Included with each tip 9-2863 & 9-2956 O-rings)
4.	PX 8-6571	8-6571	Liner w/8-0531 & 9-2956	9.	PX 8-6512	8-6512	Gasket
5.	PX 9-2956	9-2956	O-ring	10.	PX 8-6581	8-6581	Outer insulator
6.	PX 8-6578	8-6578	Electrode, general purpose	11.	PX 8-6514	8-6514	End piece
7.	PX 9-2863	9-2863	O-ring	12.	PX 8-6515	8-6515	End cap
8.	PX 8-6580	8-6580	Tip .067, 100 amp	*	PX 8-4025	8-4025	Lubricant
	PX 8-6575	8-6575	Tip .093, 200 amp	*	PX 8-6629	8-6629	Tip

PROFAX is in no way affiliated with THERMAL DYNAMICS CORP. The parts advertised for sale are not genuine THERMAL DYNAMICS CORP. parts, but are parts made for and by PROFAX. References to THERMAL DYNAMICS CORP. machines, torches and numbers are 294 for your convenience only. We reserve the right to substitute genuine THERMAL DYNAMICS CORP. parts in place of PROFAX parts.

NOTE: 7-2850 coolant
1 gal. containers
4 gal. standard carton

* - Not Shown

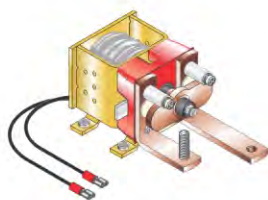


Welding Equipment Contactors



SUITABLE REPLACEMENTS FOR MOST MAKES AND MODELS OF WELDING EQUIPMENT

PRODUCT INFORMATION MANUAL



**HOBART®/THERMAL ARC®
300 AMP**

- 40, 50, 60, 75, 90, 120 & 250 AMP SIZES
- 1, 2, 3, & 4 POLE



**LINCOLN®/MILLER® SPST
250 AMP**



40 AMP



50 - 60 AMP



75 & 90 AMP



120 AMP

- STANDARD MOUNTING PLATES
- AVAILABLE WITH N.O. & N.C. AUXILIARY SWITCHES

- 24 or 120 VOLT AC COIL OPERATION

CONTACTOR

To order a contactor either choose from the reference list or supply the following information:
(This information can be obtained from the original contactor ID tag)

ORDERING

- Amperage Rating
- Number of Poles
- Coil Voltage
- Auxiliary Switches (Specify number of switches by adding suffix number from the auxiliary switch chart to the end of the contactor part number.)

INFORMATION

If the above information is not obtainable please supply "PROFAX" with the original equipment manufacturer's name, model, serial number and (if applicable) the code number of the welding equipment the replacement contactor is to be used in. With this information the "PROFAX" technical department will recommend a suitable contactor.

SELECTION TABLE

Coil Voltages of 24, 110/120, 208/240 are available for all contactors.



FITS PROFAX CONTACTORS ONLY POLE LINKS

Pole links are available for the 40, 50, & 60 amp three pole contactors only.

POLE LINKS	CONTACTORS
433JL	40 Amp, 3 pole
533JL	50 Amp, 3 pole
533JL	60 Amp, 3 pole

POLE LINKS ARE SOLD AS A SET OF TWO.

CONTACTOR AMP RATING	NO. OF POLES	COIL VOLTAGE	PROFAX NO.	
40	2	24	438U10	
	2	110/120	438U20	
	3	24	438U10	
	3	110/120	438U20	
50	2	24	533U10	
	2	110/120	533U20	
	2	208/240	533U30	
	3	24	533U10	
	3	110/120	533U20	
	3	208/240	533U30	
250	PROFAX	120V DC	6428	
	Miller®	12V DC	6427	
	Lincoln®	12V DC	6429	
	300	Hobart®	New Style 12V DC	6431

Auxiliary Switches (for PROFAX Contactors Only.)

CONTACTORS	PROFAX PART NO.	P/N SUFFIX	Contacts		NO. OF KITS
			N.O.	N.C.	
40 through 60 AMP	34300S332	S3	1	1	1
		S6	2	2	2
75 through 120 AMP	34300S337	S7	1	1	1
		S8	2	2	2



AFFIX THE P/N SUFFIX TO THE END OF THE CONTACTOR PART NUMBER TO ADD THE CORRECT AUXILIARY SWITCH OR SWITCHES.



Contactors

Numerical Listing



Contactors

	MFR. P/N	MODEL	PROFAX		MFR. P/N	MODEL	PROFAX	
HOBART®	035519	Betamig 1800	533U10 ¹	MILLER®	034646	CP250TS/SM	533U10	
	160760	Cyberweld 302	533U10		"	"	CP300TS/SM	533U10
	160760	Cyberflex 302	533U10		"	"	SCP200	533U10
	160793	Cyberflex 452	633U10		034652	MP65E	633U20	
	160793	Cyberweld 452	633U10		"	FC6E	633U20	
	160794	Cyberweld 652	730U10		"	FC65E	633U20	
	170303	HEFTY	6431		"	320A/BP	633U20	
	870202	HEFTY II	6431		"	330A/BP	633U20	
HYPERTHERM®	003053	HT40C	438U10	"	"	340A/BP	633U20	
	"	MAX40	438U10	034653	320A/BP	633U20		
	"	MAX40CS	438U10	"	330A/BP	633U20		
	003059	HT40C	438U10S3*	"	360A/BP	633U20		
	"	MAX40	438U10S3*	034655	CP750E	730U20		
	"	MAX40CS	438U10	"	FC75E	730U20		
	003062	HT40C	438U10	"	MP75E	730U20		
	"	MAX40	438U10	034875	CP200	633U20		
	003066	MAX100	633U10	"	MP30E	633U20		
	"	MAX100	633U10S3*	"	SCP200	633U20		
	003073	HT40C	438U10	"	SR150	633U20		
	"	MAX40	438U10	034909	320A/BP	633U20		
	003092	MAX200	937U10S3	"	330A/BP	633U20		
003139	HT2000	937U20	035519	Millermatic 35	533U10 ¹			
003153	MAX100	633U10	"	Millermatic 185	533U10 ¹			
"	MAX100	633U10S3*	"	PLAZCUT	438U10			
L-TEC/LINDE®	639526	VI 1000	1230U20	"	Spectrum 500	438U10		
	"	VI 1200	1230U20	035729	320A/BP	633U20		
	672162	VI 205	533U20S6*	"	330A/BP	633U20		
	"	VI 252	533U20	035732	CP200	633U20		
	"	VI 253	533U20	"	CP250TS/SM	633U20		
	672669	CC400SS	533U20	"	CP300TS/SM	633U20		
	"	CC 600	533U20	"	SR150	633U20		
	"	NAW 200	533U20	085002	CP300	730U20		
	"	PCM 6	533U20	"	Millermatic 200	633U20 ¹		
	"	SE 300	533U20	088057	320A/BP	633U20		
	"	SE 400	533U20	"	330A/BP	633U20		
	"	SVI 600	533U20	"	330ST	633U20		
	"	SVI 650	533U20	097995	HF250	6428		
	"	VI 402	533U20	"	HF251D1	6428		
	"	VI 600	533U20	108358	MM150	438U10 ¹		
	"	VI 605	533U20	"	XMT200	438U10		
	"	VI 650	533U20	110361	SP32P12	6427		
	"	VI 650SS	533U20	"	SUPER32	6427		
	"	VI 650DV	533U20	114729	330A/BP	633U20		
	673458	3 IN 1	533U20	114780	CP300	633U20		
	"	VI 206	533U20	"	DIALARC HF	633U20 ¹		
	"	VI 400	533U20	"	Millermatic 200	633U20 ¹		
	"	VI 450	533U20	"	Regency 200	633U20 ¹		
	673502	VI 800	730U20	"	Spectrum 750	633U20		
	"	VCR 801	730U20	"	Spectrum 1000	633U20		
	678069	HELI-250HF	533U20	"	Spectrum 1500	633U20		
	678122	V 160	533U20*	"	Vintage	633U20		
	950368	DIP-PAK 225	533U20 ¹	114781	320A/BP	633U20		
1373-4781	DIP-PAK 250	533U10 ¹	"	330A/BP	633U20			
LINCOLN®	M12161-27	SP200	533U20	124886	Spectrum 750	633U10		
	M12161-19	R3R400	530-8026B	"	Spectrum 1000	633U10		
	M12161-21	CV400	730-8025B	"	Spectrum 1500	633U10		
	"	DC400	730-8025B	128570	320A/BP	633U20		
	"	R3R500	730-8025B	"	330A/BP	633U20		
	M12161-28	DC600	730-8029B	"	340A/BP	633U20		
	M12161-59	R3R400	530-8026B	132889	MAXTRON 450	533U10		
	M12161-61	CV400	730-8025B	"	XMT300	533U10		
	"	DC400	730-8025B	137902	320A/BP	633U20		
	"	R3R500	730-8025B	"	330A/BP	633U20		
	M12161-67	SP200	533U20	"	340A/BP	633U20		
	M12161-68	DC600	730-8029B	138035	8VS-12VS	6427		
	M15308-1	LN25	6429	139091	MAXTRON 300	438U10		
	M15308-2	LN25	6429	145407	XMT200	438U10		
	MILLER®	003708	MP45E	730U20	160760	Deltaweld 302	533U10	
"		Regency 350	730U20	"	Dimension 302	533U10		
032786		DIALARC HF	730U20	"	Goldstar 302	533U10		
(177551)		CP300	730U20	160793	Deltaweld 452	633U10		
"		FC6E	730U20	"	Dimension 452	633U10		
"		FC65E	730U20	"	Goldstar 452	633U10		
"		MP45E	730U20	160794	Deltaweld 652	730U10		
"		MP65E	730U20	"	Dimension 652	730U10		
"				"	Goldstar 652	730U10		
"				186355	Vintage	633U20 ¹		

¹-Requires pole links • *-Confirm if auxiliary switch is required • *-Confirm correct coil voltage



	MFR. P/N	MODEL	PROFAK		MFR. P/N	MODEL	PROFAK
MILLER®	186355	Regency 250	633U20 ¹	THERMAL ARC® THERMAL DYNAMICS®	870133	Hefty & Hefty II	6431
	189486	Millermatic 185	533U10 ¹		8-1373	MERLIN	438U10
	"	Millermatic 210	533U10 ¹		"	PAK10	438U10
	195568	Vintage	633U20 ¹		8-1373	PAK44	438U10
	"	Regency 250	633U20 ¹		8-5143	MERLIN	438U10
	224039	Extreme	6427		9-1028	2XT	438U10S3
	224697	Extreme	6427		9-1038	2XT	438U10 [#]
	605855 (188633)	CP200	633U20		9-1067	5XT	533U10
	"	CP250TS/SM	633U20		"	PAK8XR	533U10
	"	CP300TS/SM	633U20		"	Signature 1000	533U10
	"	MK VIII-2	633U20		9-1244	MERLIN	730U20
	"	MP30E	633U20		9-5586	5XT	438U10
	"	PLAZCUT	633U20		"	PAK5XR	438U10
	"	SCP200	633U20		"	PAK7XR	438U10
	"	SR150	633U20		"	PAK8XR	438U10
"	Spectrum 500	633U20	"	PAK10XR	438U10		
"	Spectrum 750	633U20	"	Signature 625	438U10		
"	Spectrum 1000	633U20	"	Signature 750	438U10		
"	Spectrum 1500	633U20	"	Signature 1000	438U10		
THERMAL ARC®	870202	Hefty & Hefty II	6431	"	Signature 1250	438U10	

Model Listing

	MODEL	MFR. P/N	PROFAK		MODEL	MFR. P/N	PROFAK
HOBART®	Betamig 1800	035519	533U10 ¹	LINCOLN®	CV400	M12161-21	730-8025B
	Cyberflex 302	160760	533U10		"	M12161-61	730-8025B
	Cyberflex 452	160793	633U10		DC400	M12161-21	730-8025B
	Cyberweld 302	160760	533U10		"	M12161-61	730-8025B
	Cyberweld 452	160793	633U10		DC600	M12161-28	730-8029B
	Cyberweld 652	160794	730U10		"	M12161-68	730-8029B
	HEFTY	170303	6431		LN25	M15308-1	6429
	HEFTY II	870202	6431		R3R400	M12161-19	530-8026B
HYPERTHERM®	HT40C	003053	438U10	"	M12161-59	530-8026B	
	"	003059	438U10S3	R3R500	M12161-21	730-8025B	
	"	003062	438U10	"	M12161-61	730-8025B	
	"	003073	438U10	SP200	M12161-27	533U20	
	HT2000	003139	937U20	"	M12161-67	533U20	
	MAX40	003053	438U10	"	M15308-2	6429	
	"	003059	438U10S3	MILLER®	320 & 330 A/BP	034652	633U20
	"	003062	438U10		"	034653	633U20
	"	003073	438U10		"	034909	633U20
	MAX40CS	003053	438U10		"	035729	633U20
	"	003059	438U10		"	088057	633U20
	MAX100	003066	633U10		"	114729	633U20
	"	003066	633U10S3*		"	114781	633U20
	"	003153	633U10		"	128570	633U20
	"	003153	633U10S3*		"	137902	633U20
MAX200	003092	937U10S3	330ST		088057	633U20	
L-TEC/LINDE®	3 IN 1	673458	533U20		340A/BP	034652	633U20
	CC400SS	672669	533U20		"	128570	633U20
	CC600	672669	533U20		360A/BP	034653	633U20
	DIP-PAK 225	950368	533U20 ¹		8VS-12VS	138035	6427
	DIP-PAK 250	1373-4781	533U10 ^{#1}		CP200	034875	633U20
	HELI-250HF	678069	533U20	"	035732	633U20	
	NAW200	672669	533U20	"	605855 (188633)	633U20	
	PCM 6	672669	533U20	CP300	032786	730U20	
	SE 300	672669	533U20	"	085002	730U20	
	SE 400	672669	533U20	"	114780	633U20	
	SVI 600	672669	533U20	CP250TS/SM	034646	533U10	
	SVI 650	672669	533U20	"	035732	633U20	
	VCR801	673502	730U20	"	605855 (188633)	633U20	
	V 160	678122	533U20 [#]	CP300TS/SM	034646	533U10	
	VI 205	672162	533U20S6 [#]	"	035732	633U20	
	VI 206	673458	533U20	"	605855 (188633)	633U20	
	VI 252	672162	438U20	CP750E	034655	730U20	
	VI 253	672162	438U20	Deltaweld 302	160760	533U10	
	VI 400	673458	533U20	Deltaweld 452	160793	633U10	
	VI 402	672669	533U20	Deltaweld 652	160794	730U10	
	VI 450	673458	533U20	DIALARC HF	032786	730U20	
	VI 600	672669	533U20	"	177551	730U20	
	VI 605	672669	533U20	"	114780	633U20 ¹	
	VI 650	672669	533U20	Dimension 302	160760	533U10	
	VI 650DV	672669	533U20	Dimension 452	160793	633U10	
	VI 650SS	672669	533U20	Dimension 652	160794	730U10	
	VI 800	673502	730U20	Extreme	224039	6427	
	VI 1000	639526	1230U20	Extreme	224697	6427	
	VI 1200	639526	1230U20	FC6E	034652	633U20	
				FC65E	034652	633U20	
			"	032786	730U20		

Contactors



Contactors



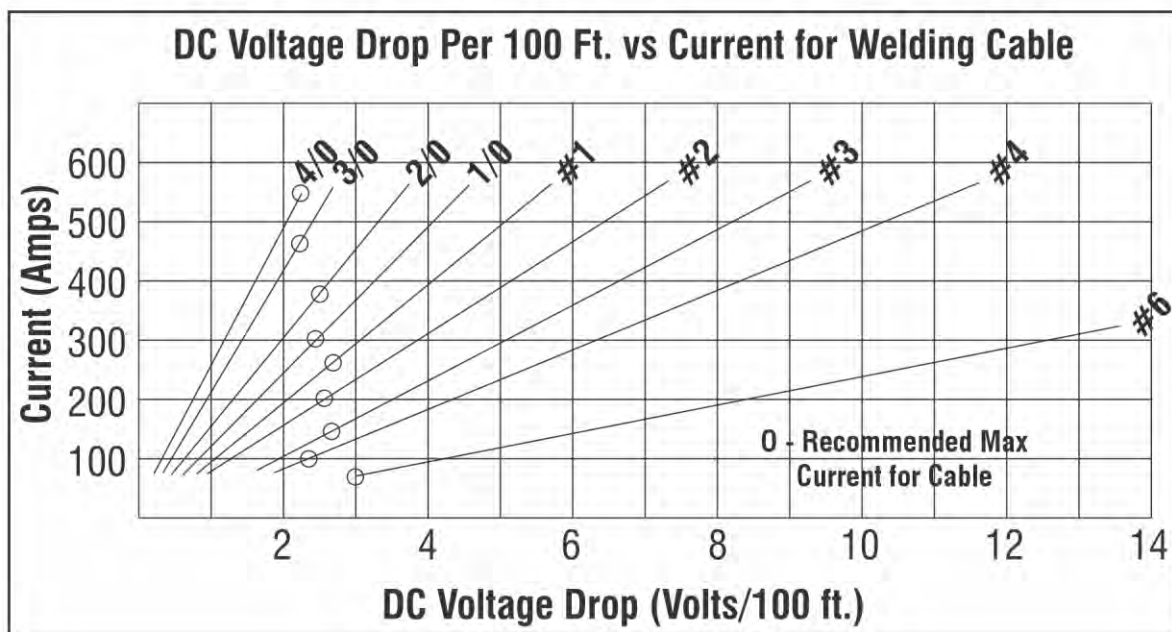
	MODEL	MFR. P/N	PROFAX		MODEL	MFR. P/N	PROFAX
MILLER®	FC75E	034655	730U20	THERMAL ARC®	Hefty & Hefty II	870202	6431
	FC75E	032786	730U20		Hefty & Hefty II	870133	6431
	Goldstar 302	160760	533U10	THERMAL DYNAMICS®	2XT	9-1028	438U10S3
	Goldstar 452	160793	633U10		"	9-1038	438U10
	Goldstar 652	160794	730U10		5XT	9-1067	533U10
	HF250	097995	6428		"	9-5586	438U10
	HF251D1	097995	6428		MERLIN	8-1373	438U10
	MK VIII-2	605855 (188633)	633U20		"	8-5143	438U10
	Maxtron 300	139091	438U10		"	9-1244	730U20
	Maxtron 450	132889	533U10		PAK10	8-1373	438U10
	Millermatic 35	035519	533U10 ¹		PAK44	8-1373	438U10
	Millermatic 185	035519	533U10 ¹		PAK5XR	9-5586	438U10
	Millermatic 200	085002	633U20 ¹		PAK7XR	9-5586	438U10
	"	114780	633U20 ¹		PAK8XR	9-1067	533U10
	Millermatic 210	189486	533U10 ¹		PAK8XR	9-5586	438U10
	MM150	108358	438U10 ¹		PAK10XR	9-5586	438U10
	MP30E	034875	633U20		Signature 625	9-5586	438U10
	"	605855 (188633)	633U20		Signature 750	9-5586	438U10
	MP45E	003708	730U20		Signature 1000	9-1067	533U10
	"	032786	730U20	Signature 1000	9-5586	438U10	
	MP65E	034652	633U20	Signature 1250	9-5586	438U10	
	"	032786	633U20				
	MP75E	034655	730U20				
	PLAZCUT	035519	533U10				
	"	605855 (188633)	633U20				
	Regency	186355	633U20 ¹				
	Regency 200	114780	633U20 ¹				
	Regency 250	186355	633U20 ¹				
	Regency 350	003708	730U20				
	S32P12	192809	6427				
	SUPER 32	192809	6427				
	SR150	035732	633U20				
	"	034875	633U20				
	"	605855 (188633)	633U20				
	SCP200	034646	533U10				
	"	034875	633U20				
	"	605855 (188633)	633U20				
Spectrum 500	035519	533U10					
"	605855 (188633)	633U20					
Spectrum 750	114780	633U20					
"	124886	633U10					
"	605855 (188633)	633U20					
Spectrum 1000	114780	633U20					
"	124886	633U10					
"	605855 (188633)	633U20					
Spectrum 1500	114780	633U20					
"	124886	633U10					
"	605855 (188633)	633U20					
Vintage	186355	633U20 ¹					
"	114780	633U20 ¹					
"	195568	633U20 ¹					
XMT200	108358	438U10					
"	145407	438U10					
XMT300	132889	533U10					

¹-Requires pole links
 *-Confirm if auxiliary switch is required
 *-Confirm correct coil voltage



RECOMMENDED COPPER WELDING CABLE SIZES					
Cable Sizes for Combined Lengths of Electrode and Work Cables					
AMPS	% DUTY CYCLE	0 - 50 ft.	50 - 100 ft.	100 - 150 ft.	150 - 200 ft.
100	20	8	4	3	2
150	40	6	5	3	2
225	20	4	3	2	1
250	40	2	2	1	1
300	60	1/0	1/0	1/0	2/0
350	60	1/0	1/0	2/0	2/0
400	60	2/0	2/0	2/0	3/0
500	60	2/0	2/0	3/0	3/0

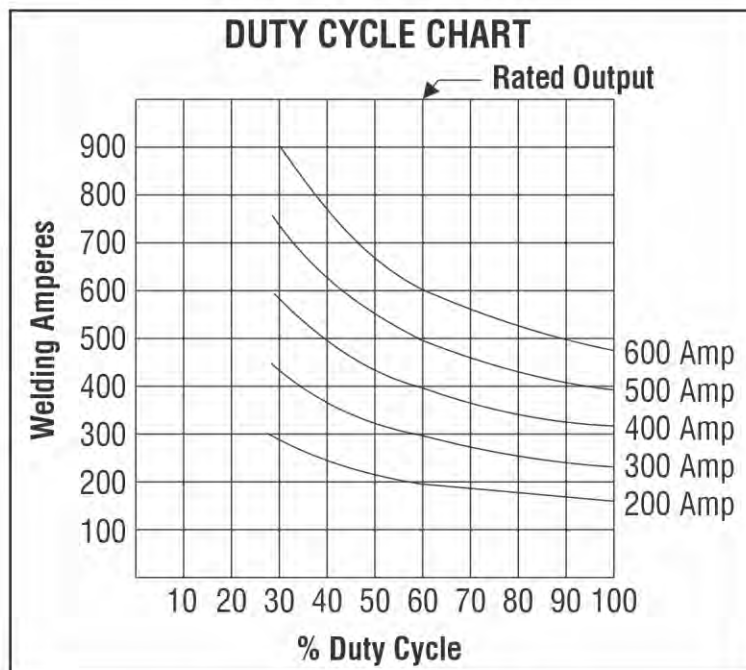
PRIMARY WIRE AND FUSE SIZE									
Model (Amp)	Primary Wire Size - AWG				Grd. Wire	Fuse size in Amperes			
	208V	230V	460V	575V		208V	230V	460V	575V
200	#8	#8	#10	#12	#8	70	70	35	30
300	#6	#6	#10	#10	#8	100	90	45	30
400	#4	#4	#8	#10	#8	150	125	60	50
500	#2	#3	#6	#8	#8	175	150	75	60
600	#1	#2	#6	#8	#6	225	200	100	80





ELECTRODE AND WELD FILLET SIZES METRIC CONVERSIONS			
Electrode Sizes		Fillet Sizes	
In.	mm	In.	mm
.023	.6	1/8	3
.030	.8	5/32	4
.035	.9	3/16	5
.040	1.0	1/4	6
.045	1.2	5/16	8
1/16	1.6	3/8	10
5/64	2.0	7/16	11
3/32	2.4	1/2	13
1/8	3.2	5/8	16
3/16	4.8	3/4	19
1/4	6.4	7/8	22
3/8	10	1	25

WELDING SPEED CONVERSION TABLE					
in./min	Ft/hr	M/hr	in./min	Ft/hr	M/hr
7	33	10	79	394	120
13	66	20	92	459	140
20	98	30	105	525	160
26	131	40	118	590	180
33	164	50	131	656	200
39	197	60	144	722	220
46	230	70	157	787	240
52	262	80	170	853	260
59	295	90	183	918	280
65	328	100	197	984	300





RECOMMENDED MIG PROCEDURES, GAS, SETTINGS						
Metal & Mode	Polarity	Gas	Electrode Size	Amps	Volts	Wire Feed Speed
Mild Steel Short Circuit	DCEP	75% Argon 25% CO ₂	.023	30-90	14-19	100-400
			.030	40-145	15-21	90-340
			.035	50-180	16-22	80-380
Mild Steel Spray Mode	DCEP	Argon 1-5% O ₂	.023	-	-	-
			.030	135-230	24-28	330-650
			.035	165-180	24-30	340-625
4130 Steel Short Circuit	DCEP	75% Argon 25% CO ₂	.023	30-90	14-19	100-400
			.030	40-145	15-21	90-340
			.035	50-180	16-22	80-380
4130 Steel Spray Mode	DCEP	Argon	.023	-	-	-
			.030	135-230	24-28	330-650
			.035	165-230	24-30	340-625
Stainless Steel Short Circuit	DCEP	90% HE 7.5% Argon 2.5% CO ₂	.030	60-125	16-23	150-280
			.035	75-160	16-23	125-280
			.045	100-200	16-24	110-230
Stainless Steel Spray Mode	DCEP	98% Argon 2% O ₂	.035	180-300	24-33	290-600
			.045	200-450	24-35	250-475
			1/16	220-500	24-36	180-300
Aluminum Short Circuit	DCEP	Argon	.030	50-120	16-19	250-550
			.035	65-140	17-20	240-425
			3/64	75-170	17-22	160-325
Aluminum Spray Mode	DCEP	Argon	.030	95-200	20-27	505-1200
			.035	110-220	20-27	425-850
			3/64	130-290	22-31	250-65

CARBON ARC GOUGING ELECTRODES			
Suggested Current Ranges for Commonly Used Electrodes			
Electrode Dia.		DC Electrode with DCEP	
in.	mm.	Min Amps	Max Amps
5/32	4.0	90	150
3/16	4.8	150	200
1/4	6.4	200	400
5/16	7.9	250	450
3/8	9.5	350	600
1/2	12.7	600	1000
5/8	15.9	800	1200
3/4	19.1	1200	1600
1	25.4	1800	2200



SMAW ELECTRODE CURRENT RATES AND DEPOSITION DATA				
E6010/E7010				
Electrode Dia. in. (mm)		Range Amps	Optimum Amps	Deposition Rate (lbs./hr.)
3/32	2.4	40-75	75	1.5
1/8	3.2	80-140	100	2.1
		80-140	130	2.3
5/32	4.0	130-175	140	2.8
		130-175	170	2.9
3/16	4.8	150-210	160	3.3
		150-210	190	3.5
7/32	5.6	180-275	190	4.5
		180-275	230	5.1
E7018				
Electrode Dia. in. (mm)		Range Amps	Optimum Amps	Deposition Rate (lbs./hr.)
3/32	2.4	70-100	90	1.7
1/8	3.2	90-160	120	2.6
		90-160	140	2.7
5/32	4.0	130-220	140	3.1
		130-220	170	3.8
3/16	4.8	200-300	200	4.9
		200-300	250	5.4
7/32	5.6	250-350	250	6.5
		250-350	300	7.2
1/4	6.4	300-400	300	7.7
		300-400	350	8.7

METAL MELTING POINTS					
Elements	F°	C°	Elements	F°	C°
Aluminum	1220	660	Lithium	367	186
Antimony	1167	631	Magnesium	1204	651
Barium	1562	850	Manganese	2300	1260
Beryllium	2462	1350	Mercury	-38	-39
Bismuth	520	271	Molybdenum	4748	2620
Cadmium	610	321	Nickel	2635	1446
Calcium	1490	810	Phosphorous (yellow)	111	44
Carbon	6332	3500	Platinum	3223	1773
Chromium	3209	1765	Silicon	2588	1420
Cobalt	2696	1480	Silver	1761	961
Copper	1981	1083	Tin	449	232
Gold	1945	1063	Tungsten	6152	3400
Iron	2795	1535	Vanadium	3110	1710
Lead	621	327	Zinc	787	420

TEMPERATURES OF SOLDERING, BRAZING & WELDING PROCESS		
Soldering (Lead Solder) 250-800 F°(121-427 C°)	Arc Welding 6000-10000F° (3316-5538 C°)	Oxyacetylene 6300 F°(3482 C°) Flame Temp Adjustable
Brazing (Brass & Bronze) 800-1200 F°(427-649 C°)	TIG Welding 5000 F°(2760 C°) Arc Temp. Variable	Plasma-Arc Cutting 50000 F°(27760 C°) Arc Temp

LENCO PRODUCT INDEX

PART NO.	DESCRIPTION	PAGE NO.	PART NO.	DESCRIPTION	PAGE NO.	PART NO.	DESCRIPTION	PAGE NO.
01020	AF-2	2,3	0162515	Set Screw for Core, Duro 250-400-I, (400 (2))	4	02102	Right Housing, Counterbored, R-4C	10
01020DP	AF-2 Display Packaged	3	0162516	Brass Foil, Duro 250-600-I	4	02103	Armature/Rotor, R-4C	10
01021	Upper Tong, AF-1/2 M-150/200	3	0162517	Brass Curved Piece, Duro 250-600-I	4	02104	Brush, each, R-4C	10
01022	Lower Tong w/scr, AF/HT/M/MHT 2-200	3	016252	Insulator, Top Jaw - #2, Duro 250-I	4	02105	Brush Finger, each, R-4C	10
01023	Handle, AF-2	3	016253	Insulator, Top Jaw - #3, Duro 250-I	4	02106	Brush Spring, each, R-4C	10
01025	Cable Conn. Screw, AF-1/2/25,M-150/200/250	3,5	016254	Jaws - Plain, Duro 250-I	4	02107	Socket Head Set Screw, R-4C	10
01026	Spring Set w/Ins., AF-1/2, M-150/200	3	016255	Jaws w/insulators, Duro 250-I	4	02108	Center Bolt, Nut incl., R-4C	10
01027	Spring Cup Ins., AF/M 1-200	3	016256	Trigger - Plain, Duro 250-600-I	4	02109	Contact Plate, R-4C	10
01030	AF-25	2,3	016256A	Insulator cover for Trigger, Duro 250-600-I	4	02120	GC-500	9
01030DP	AF-25 Display Packaged	3	016256B-100	Trigger & Tip Insulator Screw - 100 pcs	4	02121	GC-500 Body, Press & Set Screw	9
01031	Upper Tong, AF-25/M-250	3	016256B-6	Trigger & Tip Insulator Screw - 6 pcs	4	02130	MIG-600-C	9
01032	Lower Tong w/scr, AF/HT/M/MHT 25-250	3	016257	Brass Core w/ Hardware Kit, Duro 250-I	4	02132	MIG-600-C Body, Press & Set Screw	9
01033	Handle, AF-25	3	016258	Trigger w/ Insulator, Duro 250-600-I	4	02180	MG-180	6
01034	Spring Set w/Ins., AF-25/M-250	3	016259	Handle, Duro 250-I	4	02200	R-4C	10
01040	AF-3	3	016300	Duro 300-I	4	02220	GR-4C	10
01041	Lower Tong w/scr, AF/HT/M/MHT 3-300	3	016301	Insulator, Bottom Jaw - #1, Duro 300-I	4	02230	G-1500-34, 1500 Amp Heavy Work Clamp	8
01042	Handle, AF-3	3	016302	Insulator, Top Jaw - #2, Duro 300-I	4	02240	G-1500-138, 1500 Amp Heavy Work Clamp	8,11
01050	AF-35	3	016303	Insulator, Top Jaw - #3, Duro 300-I	4	02281	Ground Contact Plate, C	9
01051	Upper Tong, AF-3/35/50 M-300/350/500	3	016304	Jaws - Plain, Duro 300-I	4	02282	Cable Contact Plate, C	9
01052	Lower Tong w/scr, AF/HT/M/MHT 35-350	3	016305	Jaws w/insulators, Duro 300-I	4	02283	Center Bolt w/nut, C	9
01053	Handle, AF-35	3	016307	Brass Core w/ Hardware Kit, Duro 300-I	4	02284	Pressure Spring, C	9
01054	Spring Set w/Ins., AF/M 3-300	3	016309	Handle, Duro 300-I	4	02285	Screw, Cup Point Set	9
01060	AF-50	3	016310	Guard, Duro 300-I	4	02286	Bearing, Thrust, C	9
01062	Lower Tong w/scr, AF/HT/M/MHT 50-500	3	016311	Rubber Insulator for	4	02300	MSG-500	12
01065	Tip Insulator Screws (Dozen)	3,11	016312	Handle Screw, Duro 250-600-I	4	02400	MRG-500	12
01066	Handle, AF-50	3	016312	Screw for Handle, Duro 3-600-I	4	02410	900 Magnetode 400 Amp Single 1/2-13 Screw	12
01068	Cable Conn. Screw, 5/8-18 x 5/8"	3,9-10	016400	Duro 400-I	4	02420	1500 Magnetode 1000 Amp	12
01069	Spring Set w/Ins., AF-35/50, M-350/500	3	016401	Insulator, Bottom Jaw - #1, Duro 4-600-I	4		Double 1/2-13 Screw	12
01070	Spring Insulator, Lg Fl, AF/HT/M/MHT	3	016402	Insulator, Top Jaw - #2, Duro 4-600-I	4	02430	2000 Magnetode 1500 Amp	12
01071	Spring Cup, AF/M 25-500 HT/MHT 2-200	3	016403	Insulator, Top Jaw - #3, Duro 4-600-I	4		Triple 1/2-13 Screw	12
01214	Hinge Pin, AF/HT/M/MHT 1-250	3	016404	Jaws - Plain, Duro 4-600-I	4	02450	CPG-400 400 Amp Ground Designed for use on Coated Pipe	12
01223	Hinge Pin, AF/HT/M/MHT 3-500	3	016405	Jaws w/insulators, Duro 4-600-I	4	02460	CPG-400D	12
01225	Cable Conn. Screw, AF-3, M-300	3	016407	Brass Core w/ Hardware Kit, Duro 400-I	4	02500	LRG-140 Rotating Ground	11
01284	Spring Cover, LT/MLT-400	5	016409	Handle, Duro 400-I	4	0250001	LRG-140 Rotating Ground w/Special Fitting	11
01286	Spring, Coil, LT/MLT-400	5	016410	Guard, Duro 4-600-I	4	02510	LRG-240 Rotating Ground	11
01320	HT-2	3	016413-100	Screws for Jaw Insulation - 100 pcs, Duro 4-600-I	4	025101	LRG-240 Rotating Ground w/Button Fitting	11
01320DP	HT-2 Display Packaged	3	016413-6	Screws for Jaw Insulation - 6 pcs, Duro 4-600-I	4	02514	LRG-140 Rotating Casting	11
01321	Upper Tong, HT-2/MHT-200	3	016600	Duro 600-I	4	02515	LRG Replacement Head - All models	11
01323	Handle, HT-2	3	016607	Brass Core w/ Hardware Kit, Duro 600-I	4	02520	LRG-440 Rotating Ground	11
01324	Spring Set w/Ins., HT-2/MHT-200	3	016609	Handle, Duro 600-I	4	025201	LRG-440 Rotating Ground w/Button Fitting	11
01325	Tip w/scr AF/M/HT/MHT 1-250	3	016614	Allen Wrench, Duro 600-I	4	02530	LRG-640 Rotating Ground	11
01330	HT-25	3	016615	Set Screw for Core, Duro 600-I, (600 needs 2)	4	025301	LRG-640 Rotating Ground w/Button Fitting	11
01330DP	HT-25 Display Packaged	3	01910	LRO-10, 10 LB. Rod Oven, 120/230 vac	25	02560	LRG-140 Shaft	11
01331	Upper Tong, HT-25/MHT-250	3	01916	LRO-15WT, 15 LB. Rod Oven, 120/230 vac	25	02561	LRG-240 Shaft	11
01333	Handle, HT-25	3	019231	Pilot Light	25	02562	LRG-440 Shaft	11
01334	Spring Set w/Ins., HT/MHT 25-300	3	01924	Basket and Handle	25	02563	LRG-640 Shaft	11
01335	Tip w/scr AF/HT-3/35/50, M/MHT-300/350/500	3	01925	Retaining Clip	25	02570	Grease Cup	11
01337	Spring Cup Ins., HT/MHT 25-300	3	01929	Receptacle	25	02571	Grease Fitting, Button Head	11
01340	HT-3	3	01950	LRO-50-120 50 LB. Rod Oven, 120 vac	25	02572	Tightening Bar	11
01341	Upper Tong, HT-3/35/50 MHT-300/350/500	3	01973	Thermostat	25	02574	LRG-140 Tension Adjustment Screw w/Washers	11
01343	Handle, HT-3	3	019731	Thermostat	25	02575	Tension Adjustment Screw w/Washers	11
01350	HT-35	3	01975	Heating Element	25	02577	Head Alignment Pin	11
01353	Handle, HT-35	3	019751	Heating Element	25	02579	LRG-140 Mounting Nut	11
01360	HT-50	3	01976	Handle and Latch	25	02580	Mounting Nut w/Screw	11
01363	Handle, HT-50	3	01977	Latch Assembly	25	02585	Insulating Cover	11
01364	Spring Set w/Ins., HT-35/50, MHT-350/500	3	019781	Power Cord	25	02587	Oval-Point Screw, 5/8-18 x 5/8"	11
01400	RHA-400 - Replacement Head Assy LT-400	5	02000	EG-200	6	02590	Conductive Shaft Luricant, 1 oz Tube	11-12
01410	LT-400	5	02010	200	6	02591	Conductive Shaft Luricant, 8 oz	11-12
01420	LT-250	5	02020	300	6		w/Brush Top Can	11-12
01422	Head Insulator, LT-250	5	02021	LPG-300	2,6	02592	Conductive Shaft Luricant, 16 oz	11-12
01423	Pressure Pin, LT-250	5	02030	500	6		w/Brush Top Can	11-12
01424	Handle, LT-250	5	02031	LPG-500	6	02593	Conductive Shaft Luricant, 16 oz Cartridge	11
01425	Spring Cap Washer, LT/MLT-250	5	02040	EG-300	6	02595	Pistol Grease Gun w/ Button Head Coupler	11
01426	Spring, Coil, LT/MLT-250	5	02050	EG-500	6	02596	Coupler - Button Head	11
01427	Head Member, LT-250	5	02055	EG-500 Contact Stud w/ Nut	6	02600	RBG-1500-138	8,11
01430	RHA-250 - Replacement Head Assy LT-250	5	02056	EG-500 Double Hump Stud w/ Nut	6	02610	RBG-1500-34	8
01432	Brass Body w/Screws, LT-250	5	02060	G	8	02620	RBG-1500-4/40	8
01472	Head Insulator, LT-400	5	02061	G-50 - (1/2-13)	8	02630	RBG-1500-2/250	8
01474	Handle, LT-400	5	02069	G-50WDM - (1-3/8-6)	8	02700	PRG-48ID Rotating Pipe Ground	10
01477	Head Member, LT-400	5	02070	MIG-600	7	02710	PRG-816ID Rotating Pipe Ground	10
01481	Pressure Pin, LT-400	5	02071	MIG-600-50 - (1/2-13)	7	03010	CB-20	24
01482	Brass Body w/Screws, LT-400	5	02075	MIG-300	7	03012	Circle Burner Extra Wheel Assy	24
01485	Screw, Head Ins. & Pressure Pin,LT/M/L-250/400	5	02077	MIG-300-50 - (1/2-13)	7	03013	Circle Burner Center Pin	24
01525	IS-25 Isolator w/cable	5	02080	C	9	03014	Circle Burner Guide Block - Round Hole	24
01555	ISH-25 Isolator w/cable	5	02081	MIG-600-D	7	03015	Circle Burner Guide Block - Square Hole	24
016250	Duro 250-I	4	02082	MIG-300-D	7	03016	Circle Burner Thumb Screw	24
016251	Insulator, Bottom Jaw - #1, Duro 250-I	4	02085	Cable Fitting, Std, 1/2-13	9	03020	CB-30	24
0162510	Guard, Duro 250-I	4	02101	Left Housing, Threaded ,R-4C	10	03030	CBM-2030	24
0162512	Screw for Handle, Duro 250-I	4						
0162514	Allen Wrench, Duro 250-400-I	4						

LENCO PRODUCT INDEX

PART NO.	DESCRIPTION	PAGE NO.	PART NO.	DESCRIPTION	PAGE NO.	PART NO.	DESCRIPTION	PAGE NO.
04010	LCC95 Hand Held Cable Cutters 9½"	17	0506401	LC-40HD Red Male Unassembled-Bulk	13	05480	LA-40 Cam Adapter Black	20
04018	LCC18 Hand Held Cable Cutters 18"	17	05065	LC-40HD Yellow Male	13	05485	LA-CAM 40 Adapter Black	20
04040	NO. 840 Swedge On	17	05066	LC-40HD Black Female	13	05550	LC-40 Pink Set	13
04045	HD-CRIMPER Heavy Duty Lug Crimper 22"	17	0506601	LC-40HD Black Female Unassembled-Bulk	13	05551	LC-40 Blue Set	13
041290	ARC-T-600 Electrode Holder	27	0506604	LC-40HD-1/0 Female Connector - Black	13	05552	LC-40 Green Set	13
041291	ARC-T-400 Electrode Holder	27	05066041	LC-40HD-1/0 Female Unassembled-Bulk	13	05553	LC-40 Orange Set	13
041295	Replacement Head for ARC-600	27	0506605	LC-40DHD-2/0 Female Connector - Black	13	05554	LC-40 White Set	13
041320	ARC-532	27	05066051	LC-40HD-2/0 Female Unassembled-Bulk	13	05555	LC-40 Pink Male	13
041321	Tip Insulator w/Screws	27	05067	LC-40HD Red Female	13	0555501	LC-40 Pink Male Unassembled-Bulk	13
041322	Spring Set	27	0506701	LC-40HD Red Female Unassembled-Bulk	13	05556	LC-40 Blue Male	13
041330	ARC-316	27	05068	LC-40HD Yellow Female	13	0555601	LC-40 Blue Male Unassembled-Bulk	13
041332	Spring Set	27	05070	LC-1040 Black	2,14	05557	LC-40 Green Male	13
041340	ARC-732	27	05071	LC-1040 Red	14	0555701	LC-40 Green Male Unassembled-Bulk	13
041341	Tip Insulator w/Screws	27	05075	LA-1040 One Piece Adapter Black	20	05558	LC-40 Orange Male	13
042000	ARC-S200	27	05076	LA-1040 One Piece Adapter Red	20	0555801	LC-40 Orange Male Unassembled-Bulk	13
042010	ARC-F200	27	05080	LC-10MP Black	14	05559	LC-40 White Male	13
042011	ARC-G200	27	05081	LC-10MP Red	14	05560	LC-40 Pink Female	13
042020	ARC-F300	27	05171	LC-40HD Black Male		0556001	LC-40 Pink Female Unassembled-Bulk	13
042021	ARC-G300	27		w/Glass Filled Nylon Cover	13	05561	LC-40 Blue Female	13
042030	ARC-F500	27	05175	LC-40HD Black Female w/Glass		0556101	LC-40 Blue Female Unassembled-Bulk	13
042031	ARC-G500	27		Filled Nylon Cover	13	05562	LC-40 Green Female	13
042040	ARC-S300	27	05263	Ins. Cover, LSC-40-H/LDSC-50-H Blk Shield	20	0556201	LC-40 Green Female Unassembled-Bulk	13
042050	ARC-S500	27	05264	Ins. Cover, LSC-40-H/LDSC-50-H Red Shield	20	05563	LC-40 Orange Female	13
042180	ARC-BAT600	28	05270	UP-10 Black	14	0556301	LC-40 Orange Female Unassembled-Bulk	13
042300	ARC-M50G	28	05271	UP-10 Red	14	05564	LC-40 White Female	13
045140	ARC-1MPC	28	05283	LDP-25M Black	18	05610	LDT-917-F	18
045150	ARC-2MPC	28	05284	LDP-25M Red	18	05612	LDTI-917-F	18
045160	ARC-4MPC	28	05289	LDP-25M (Set)	18	05615	LDT-24-M	18
045170	ARC-2-1-MPC	28	05303	LDP-50M Black	18	05620	LDT-26-R	18
045423	ARC-M25	28	05304	LDP-50M Red	18	05622	LDTI-26-R	18
045433	ARC-M50	28	05309	LDP-50M (Set)	18	05625	LDT-1820-L	18
045443	ARC-M70	28	05313	LDP-70M Black	18	05627	LDTI-1820-WC	18
045453	ARC-M95	28	05314	LDP-70M Red	18	05650	LDT-917-F	18
046110	ARC-HS42	28	05319	LDP-70M (Set)	18	056501	LDTSI-917-F	18
046120	ARC-HS1020	28	05323	LDP-95M Black	18	05655	LDT-24-M	18
046130	ARC-HS3040	28	05324	LDP-95M Red	18	056551	LDTSI-24-M	18
047000	ARC-HL42	28	05329	LDP-95M (Set)	18	05656	LDTI-24M	18
047010	ARC-HL110	28	05330	LDA Adapter Black	20	05800	LC-40HD Pink Set	13
047020	ARC-HL1020	28	053304	LDA-CAM Adapter Black	20	05801	LC-40HD Blue Set	13
047030	ARC-HL3040	28	053305	LDA-25CAM Adapter Black	20	05802	LC-40HD Green Set	13
05040	LC-10 Black Set	13	05331	LDA Adapter Red	20	05803	LC-40HD Orange Set	13
05041	LC-10 Red Set	13	053314	LDA-CAM Adapter Red	20	05810	LC-40HD Pink Male	13
05042	LC-10 Yellow Set	13	053315	LDA-25CAM Adapter Red	20	05811	LC-40HD Blue Male	13
05043	LC-10 Black Male	13	05332	LDA-10 Adapter Black	20	05812	LC-40HD Green Male	13
0504301	LC-10 Black Male Unassembled-Bulk	13	05333	LDA-10 Adapter Red	20	058121	LC-40HD Green Male Unassembled-Bulk	13
05044	LC-10 Red Male	13	05334	LDA-10 Adapter (Set)	20	05813	LC-40HD Orange Male	13
0504401	LC-10 Red Male Unassembled-Bulk	13	05335	LDA (Set)	20	05820	LC-40HD Pink Female	13
05045	LC-10 Yellow Male	13	05336	LDA-2510 Adapter Black	20	05821	LC-40HD Blue Female	13
05046	LC-10 Black Female	13	053364	LDA-2540 Adapter Black	20	058211	LC-40HD Pink Female Unassembled-Bulk	13
0504601	LC-10 Black Female Unassembled-Bulk	13	05337	LDA-2510 Adapter Red	20	05822	LC-40HD Green Female	13
05047	LC-10 Red Female	13	053374	LDA-2540 Adapter Red	20	05823	LC-40HD Orange Female	13
0504701	LC-10 Red Female Unassembled-Bulk	13	05339	LDA-2510 (Set)	20	05900	LTC-40 Black	13
05048	LC-10 Yellow Female	13	05345	Ins. Cover, Std. Cable Fitting-Black	9	05901	LTC-40 Red	13
05050	LC-40 Black Set	13	05420	LDC-25 Black Set	14	05910	LTC-40-2M Black	13
05051	LC-40 Red Set	13	05421	LDC-25 Red Set	14	05911	LTC-40-2M Red	13
05052	LC-40 Yellow Set	13	05423	LDC-25 Black Male	14	05920	LC-CAM-1 Black Male	14
05053	LC-40 Black Male	13	05424	LDC-25 Red Male	14	05921	LC-CAM-1 Red Male	14
0505301	LC-40 Black Male Unassembled-Bulk	13	05426	LDC-25 Black Female	14	05925	LC-CAM-1 Black Female	14
05054	LC-40 Red Male	13	05427	LDC-25 Red Female	14	05926	LC-CAM-1 Red Female	14
0505401	LC-40 Red Male Unassembled-Bulk	13	05430	LDC-50 Black Set	14	05930	LC-CAM-2 Black Male	14
05055	LC-40 Yellow Male	13	05431	LDC-50 Red Set	14	05931	LC-CAM-2 Red Male	14
0505501	LC-40 Yellow Male Unassembled-Bulk	13	05433	LDC-50 Black Male	14	05935	LC-CAM-2 Black Female	14
05056	LC-40 Black Female	13	05434	LDC-50 Red Male	14	05936	LC-CAM-2 Red Female	14
0505601	LC-40 Black Female Unassembled-Bulk	13	05436	LDC-50 Black Female	14	05940	LC-CAM-4 Black Male	14
05057	LC-40 Red Female	13	05437	LDC-50 Red Female	14	05941	LC-CAM-4 Red Male	14
0505701	LC-40 Red Female Unassembled-Bulk	13	05440	LDC-70 Black Set	14	05945	LC-CAM-4 Black Female	14
05058	LC-40 Yellow Female	13	05441	LDC-70 Red Set	14	05946	LC-CAM-4 Red Female	14
0505801	LC-40 Yellow Female Unassembled-Bulk	13	05443	LDC-70 Black Male	14	06010	CS-610	15
05060	LC-40HD Black Set	13	05444	LDC-70 Red Male	14	06020	CS-2040	15
0506004	LC-40DHD-1/0 Set Connector - Black	13	05446	LDC-70 Black Female	14	06030	CS-3040	15
0506005	LC-40DHD-2/0 Set Connector - Black	13	05447	LDC-70 Red Female	14	06110	S-12	16
05061	LC-40HD Red Set	13	05450	LDC-95 Black Set	14	06120	S-1020	16
05062	LC-40HD Yellow Set	13	05451	LDC-95 Red Set	14	06130	S-3040	16
05063	LC-40HD Black Male	13	05453	LDC-95 Black Male	14	06140	HS-1 Universal Heat Shink Tubing	16
0506301	LC-40HD Black Male Unassembled-Bulk	13	05454	LDC-95 Red Male	14	06980	L-8	16
0506304	LC-40DHD-1/0 Whip Connector - Black	13-14	05456	LDC-95 Black Female	14	06985	L-6	16
05063041	LC-40HD-1/0 Male Unassembled-Bulk	13	05457	LDC-95 Red Female	14	06990	L-4	16
0506305	LC-40DHD-2/0 Male Connector - Black	13	05470	LDA-4050 One Piece Adapter Black	20	06995	L-2	16
05063051	LC-40HD-2/0 Male Unassembled-Bulk	13	05471	LDA-4050 One Piece Adapter Red	20	07000	L-1 (L-25)	16
05064	LC-40HD Red Male	13	05475	LDA-513 One Piece Brass Adapter	20	07005	L-26	16

LENCO PRODUCT INDEX

PART NO.	DESCRIPTION	PAGE NO.	PART NO.	DESCRIPTION	PAGE NO.	PART NO.	DESCRIPTION	PAGE NO.
07010	L-12	16	09815	LWH-18LH Water Hose	18			
07020	L-1020	16	09820	LGH-96RH Gas Hose	18			
07021	L-1020-5/16	16	09825	LWH-96LH Water Hose	18			
07030	L-3040	16	0992403	LPG300101 LPG-300/10' of				
07040	LM-610A	15		#1 Cable & LC-1040 Whip Connector	2			
07050	LM-610S	15	099880	LPG200102 LPG-200/10' of				
07060	LM-2040A	15		#2 Cable & LC-1040 Whip Connector	2			
07070	LM-2040S	15	0999091	AF2102 AF-2/10' of #2 Cable &				
07080	LM-610AI	15		LC-1040 Whip Connector	2			
07090	LM-610SI	15	0999094	AF25101 AF-25/10' of #1 Cable &				
07100	LM-2040AI	15		LC-1040 Whip Connector	2			
07110	LM-2040SI	15	19790	Power Cord w/o Plug	25			
07120	LM-2040S-HD, 5/8 Stud Hole	15	20400	Mark II LENCOSPOT 208/230V Single Phase	26			
07130	LM-2040SI-HD, 5/8 Stud Hole	15	20480	Mark II LENCOSPOT 480V Single Phase	26			
07140	LM-2040S-HD, 3/4 Stud Hole	15	20720	LP-2000 LENCOPULL 208/230V Single Phase	26			
07150	LM-2040SI-HD, 3/4 Stud Hole	15	20820	LP-2000 LENCOPULL 120V Single Phase	26			
08010	CT-10FA	15	21040	Drip Rail Welding Tips (pkg. 2)	26			
08020	CT-10FS	15	21050	Regular Welding Tips (pkg. 2)	26			
08030	CT-40FA	15	21080	Welding Tip-Hollow, Stud Welding	26			
08035	CT-CAM-FA	14	21100	Welding Tip-Slotted	26			
08040	CT-40FS	15	22150	Service Cart	26			
08050	LSC-10 Black	20	27001	Uni-Spot III Squeeze Type Weld Cable Assy.	26			
08051	LSC-10 Red	20	27420	Quik Pull Dent Pulling Attachment	26			
08060	LSC-40 Black	20	27451	Star Tips (package of 10)	26			
08061	LSC-40 Red	20	27469	Quick Claw Kit	26			
08070	LSC-40-H Black	20	28916	Welding Tip-Long Studs	26			
08071	LSC-40-H Red	20	28917	Welding Tip-Mold Rivet	26			
08100	TPO - Power Output Terminal - Black	20						
08101	TPO - Power Output Terminal - Red	20						
08104	LCPM-40 Female Panel Mount Black	20						
081041	LCPM-40 Female Panel Mount Red	20						
08105	LDPM-25 Female Panel Mount Black	20						
081051	LDPM-25 Female Panel Mount Red	20						
08106	LDPM-50 Female Panel Mount Black	20						
081061	LDPM-50 Female Panel Mount Red	20						
08108	LDPM-50-M Male Panel Mount Black	20						
081081	LDPM-50-M Male Panel Mount Red	20						
08110	LDCT-50-FA	15						
08120	LDCT-50-FS	15						
08150	LDSC-50 Black	20						
08151	LDSC-50 Red	20						
08155	LDSC-50-H Black	20						
08156	LDSC-50-H Red	20						
08210	LSA Lincoln Stud Assembly, T14166-9	20						
08211	LSA-1 Stud Assembly, S11125-1	20						
08810	LWB-66-30 Welding Blanket w/Grommets 6x6	24						
08811	LWB-66-18 Welding Blanket w/Grommets 6'x6'	24						
08812	LWB-66-30-NG Welding Blanket 6'x6'	24						
08820	LWB-68-30 Welding Blanket w/Grommets 6'x8'	24						
08821	LWB-68-18 Welding Blanket w/Grommets 6'x8'	24						
08822	LWB-68-30-NG Welding Blanket 6'x8'	24						
08840	LWR-5150-13 Welding Blanket 5' x 150' Roll	24						
08845	LWR-5150-18 Welding Blanket 5' x 150' Roll	24						
08850	LWR-6150-30 Welding Blanket 6' x 150' Roll	24						
08870	LWM-22 Mat 2' x 2'	24						
08875	LWM-24 Mat 2' x 4'	24						
09010	LH-1	21						
09020	LG-1	21						
09030	LHC-1	21						
09040	LHW-1	21						
09050	LHCW-1	21						
09060	LGW-1	21						
09070	LA-1	23						
09080	LAW-1	23						
09090	LWHG	22						
09100	LWHH	22						
09110	LWHHC	22						
09120	LWHCM	22						
09130	LG-2	21						
09140	LH-2	21						
09150	LHC-2	21						
09190	LPHG	23						
09200	LPHH	23						
09210	LPHHC	23						
09220	LPHCM	23						
09250	LHRP	23						
09310	LHR-12	22						
09330	LWB	23						
09340	LBR5	23						
09810	LGH-18RH Gas Hose	18						

PROFAX PRODUCT INDEX

PART NO.	DESCRIPTION	PAGE NO.	PART NO.	DESCRIPTION	PAGE NO.	PART NO.	DESCRIPTION	PAGE NO.
EWG-1/16-7	Tungsten, 1/16 X 7"	154	020195	Nozzle	288	045233	Wear Guide	197,260-261
EWG-3/32-7	Tungsten, 3/32 X 7"	154	020203	Nozzle	288	046780	Drive Roll Kit	260
EWG-1/8-7	Tungsten, 1/8 X 7"	154	020218	Retaining Cap	283-284	046781	Drive Roll Kit	260
EWG-5/32-7	Tungsten, 5/32 X 7"	154	020219	Nozzle	283	046782	Drive Roll Kit	260
1/2-14 CC	Pointed Carbon	172	020220	Electrode	283	046783	Drive Roll Kit	260
1/4-12 CC	Pointed Carbon	172	020246	Use 020579	.	046784	Drive Roll Kit	260
3/16-12 CC	Pointed Carbon	172	020299	Nozzle	283	046785	Drive Roll Kit	260
3/8-12 CC	Pointed Carbon	172	020334*	Shield Cap	288	046786	Drive Roll Kit	260
5/16-12 CC	Pointed Carbon	172	020335*	Hand Shield	288	046787	Drive Roll Kit	260
5/32-12 CC	Pointed Carbon	172	020336*	Shield Cap	288	046788	Drive Roll Kit	260
3/8-5/32-12 CC	Flat Carbon	172	020337	Shield Nozzle	288	046789	Drive Roll Kit	260
1/2-17 JCC	Jointed Carbon	172	020350	Nozzle	287	046790	Drive Roll Kit	260
3/4-17 JCC	Jointed Carbon	172	020351	Use 120573	.	046792	Drive Roll Kit	260
3/8-17 JCC	Jointed Carbon	172	020361	Swirl Ring	284,287	046793	Drive Roll Kit	260
000-1-101	Cutting Tip	175	020364	Use 020930	.	046794	Drive Roll Kit	260
000-3-101	Cutting Tip	175	020381	Nozzle Extended	283	046795	Drive Roll Kit	260
000-GPN	Cutting Tip	175	020382	Electrode Extended	283-284	046796	Drive Roll Kit	260
000-GPP	Cutting Tip	175	020395	Nozzle	287	046797	Drive Roll Kit	260
00-1-101	Cutting Tip	175	020397	Shield Nozzle	288	046798	Drive Roll Kit	260
00-3-101	Cutting Tip	175	020414	Electrode	287	046799	Drive Roll Kit	260
00-GPN	Cutting Tip	175	020417	Use 020605	.	046958	Receptacle	267
00-GPP	Cutting Tip	175	020424*	Shield Mach.	287	048282	Receptacle	267
0-1-101	Cutting Tip	175	020448*	Shield Mach.	287	048283	Receptacle	267
0-3-101	Cutting Tip	175	020466	Nozzle Extended	287	048284	Plug	267
0-GPN	Cutting Tip	175	020467	Electrode Extended	287	048837	Gas Hose	257
0-GPP	Cutting Tip	175	020480	Use 120573	.	049929	Nozzle	254
1-1-101	Cutting Tip	175	020514	Use 020688	.	050104	Contact Tip	254
1-3-101	Cutting Tip	175	020542	Use 120092	.	050105	Contact Tip	254
1-GPN	Cutting Tip	175	020546	Nozzle Extended	287	050115	Nozzle	254,256-257
1-GPP	Cutting Tip	175	020547	Use 120574	.	050116	Nozzle	254,256-257
2-1-101	Cutting Tip	175	020563	Nozzle Extended	288	050622	Nozzle	254,256-257
2-3-101	Cutting Tip	175	020564	Electrode Extended	288	050626	Contact Tip	256
2-GPN	Cutting Tip	175	020604*	Swirl Ring	287	050637	Contact Tip	254,256
2-GPP	Cutting Tip	175	020605	Nozzle	287	050638	Contact Tip	254,256
3-1-101	Cutting Tip	175	020608	Nozzle	287	053695	Drive Roll	147,185,191,193,
3-GPN	Cutting Tip	175	020611*	Nozzle	287	.		195,260-261
3-GPP	Cutting Tip	175	020664	Use 120667	.	053696	Drive Roll	147,185,191,193,
4-1-101	Cutting Tip	175	020678	Use 120833	.	.		195,260-261
4-GPN	Cutting Tip	175	020930	Retaining Cap	287	053697	Drive Roll	147,185,191,193,
4-GPP	Cutting Tip	175	025603	Ammeter	258	.		195,260-261
5-1-101	Cutting Tip	175	025604	Voltmeter	258	053698	Drive Roll	147,191,193,
5-GPN	Cutting Tip	175	025608	Ammeter	258	.		195,260-261
5-GPP	Cutting Tip	175	025610	Ammeter	258	053699	Drive Roll	147,191,193,
000067	Contact Tip	251,253-254	025632	Voltmeter	258	.		195,260-261
000068	Contact Tip	251,253-254,256	026018	O-ring	288	053700	Drive Roll	147,185,191,193,
000068HD	H.D. Contact Tip	251,253-254	030653	Rheostat	259	.		195,260-261
000068T	Contact Tip	251,253-254	032603	Use 116190	.	053701	Drive Roll	147,185,191,193,
000069	Contact Tip	251,253-254,256	032786	Use 730U20	.	.		195,260-261
000069HD	H.D. Contact Tip	251,253-254	032898	Plug	262,267	053702	Drive Roll	147,191,193,
000069T	Contact Tip	251,253-254	034646	Use 533U10	.	.		195,260-261
000950	Coupler	257	034652	Use 633U20	.	053703	Drive Roll	260-261
001-0137	Gas Cup	220	034653	Use 633U20	.	053704	Drive Roll	147,191,193,
001-0138	Gas Cup	220	034655	Use 730U20	.	.		195,260-261
001-0139	Gas Cup	220	034875	Use 533U20	.	053705	Drive Roll	260-261
001-2528	Cable	221	034909	Use 633U20	.	053706	Drive Roll	147,191,193,
003053	Use 438U10	.	035243	Receptacle	267	.		195,260-261
003-0566	Tip Extension	220	035519	Use 533U10	.	053784	Use 144862	.
003059	Use 438U10S3	.	035704	Rectifier	259	053785	Use 156821	.
003062	Use 438U10	.	035729	Use 633U20	.	054201	Contact Tip	254
003066	Use 633U10	.	035732	Use 533U20	.	054202	Contact Tip	254
003073	Use 438U10	.	035897	Use 072462	.	0558003032	Seat assembly	282
003092	Use 937U10S3	.	037305	Diode	259	056192	Inlet Guide	260
003115	Use 533U10	.	037306	Diode	259	056193	Inlet Guide	260
003139	Use 937U20	.	037956	Diode	259	056195	Inlet Guide	260
003153	Use 633U10S3	.	037957	Diode	259	056196	Inlet Guide	260
003708	Use 730U20	.	037993	Use 037305	.	056197	Inlet Guide	260
005-0269	Cable	221	037994	Use 037306	.	056206	Int. Guide	260
005-0272	Cable	221	039046	Terminal	258	056207	Int. Guide	260
005417	Nut	256	039047	Terminal	258	056209	Int. Guide	260
005432	Nozzle	254,256	039273	Plug	267	056210	Int. Guide	260
0155	Clamp	35,102,251	039618	Plug	267	056211	Int. Guide	260
015SK	Service Kit	280	039635	Receptacle	267	056442	Receptacle	267
019602	Use LHC-K	.	039687	Plug	267	058676	Nut	256
019627	Use MHC-K	.	041947	Adapter	266	071825	Contact Tip	254
020101	Swirl Ring	287	041948	Adapter	266	072000	Drive Roll	147,185,191,193,
020103	Electrode	287	043727	Cord	265	.		195,260-261
020115	Nozzle	287	044027	O-ring	287	072462	Potentiometer	259
020131	Pipe Saddle Nozzle	287	044392	Contact Tip	253-254	072590	Shaft Tension Nut	259
020191	Use 120433	.	044749	Drive Roll Kit	260	073329	Plug	267
020194	Swirl Ring	288	044750	Drive Roll Kit	260	073562	Potentiometer	259

PROFAX PRODUCT INDEX

PART NO.	DESCRIPTION	PAGE NO.	PART NO.	DESCRIPTION	PAGE NO.	PART NO.	DESCRIPTION	PAGE NO.
079594	Drive Roll Kit	260	1077	Pin	123	1130-10LP	Sub Arc Gun	110
079595	Drive Roll Kit	260	1078	Arm Assy	123	1130-15	Sub Arc Gun	110
079596	Drive Roll Kit	260	1079	Spring	123	1130-15LP	Sub Arc Gun	110
079597	Drive Roll Kit	260	1080	Drive Roll	123	1130M-10	Sub Arc Gun	110
079598	Drive Roll Kit	260	1081	Insulator	123	1130M-15	Sub Arc Gun	110
079599	Drive Roll Kit	260	1082	Catch	123	1131	Screw	123
079600	Drive Roll Kit	260	1083	Screw	123	1134	Screw	123
079601	Drive Roll Kit	260	108358	Use 438U10	.	11-35	Contact Tip	32-33,35-36,224,270
079602	Drive Roll Kit	260	1085	Hose Assy	123	114	Separator	35,39,41,45,49,53,55, 59,65,69,73,77,81,
079603	Drive Roll Kit	260	1086	Cable Assy	123			85,87,91,93,95,102,
079604	Drive Roll Kit	260	1087	Block	123			251,253,279
079606	Drive Roll Kit	260	1089	Washer	123			
079607	Drive Roll Kit	260	1093	Pin	123	11-40	Contact Tip	35-36,270
079608	Drive Roll Kit	260	1094	Inlet Bushing	123	11-45	Contact Tip	35-36,224,270
079609	Drive Roll Kit	260	1095	Bracket	123	11-450	Nozzle	107
079610	Drive Roll Kit	260	1096	Knob	123	11-455	Nozzle	107
079611	Drive Roll Kit	260	1097	Trigger	123	114729	Use 633U20	.
079612	Drive Roll Kit	260	109768	Use 094480	.	114780	Use 633U20	.
079613	Drive Roll Kit	260	109769	Use 086022	.	114781	Use 633U20	.
079772	Knob	258	1098	Housing	123	1150-10	Self-Shield Gun	106
079801	Use 116190	.	10N21	Collet	149	1150-10LP	Self-Shield Gun	106
079878	Plug	105,107,267	10N22	Collet	149	1150-10MLR	Self-Shield Gun	106
079975	O-ring	256	10N23	Collet	149	1150-15	Self-Shield Gun	106
080280	Receptacle	267	10N23S	Collet	149	1150-15LP	Self-Shield Gun	106
080328	Receptacle	267	10N24	Collet	149	1150-15MLR	Self-Shield Gun	106
08106	Disne Panel Mount	124-125	10N24S	Collet	149	11-52	Contact Tip	270
085002	Use 730U20	.	10N25	Collet	149	11-550	1/2" Flux Cone	111,228
086022	Receptacle	125,267	10N25S	Collet	149	11-562	5/8" Flux Cone	111,228
087130	Drive Roll	147,185,191,193, 195,260-261	10N28	Collet Body	149	11-575	Flux Cone	111,228
			10N29	Collet Body	149	116190	Fan Motor	258
087131	Drive Roll Kit	260	10N30	Collet Body	149	1167	Screw	123
087132	Drive Roll Kit	260	10N31	Collet Body	149	1171	Arm	123
087299	Contact Tip	251,253-254	10N32	Collet Body	149	118267	Tip Adapter	255
087300	Contact Tip	254	10N44	Cup	148	118899	Ammeter	258
088057	Use 633U20	.	10N45	Cup	148	118900	Ammeter	258
089984	Drive Roll Kit	260	10N46	Cup	148	118901	Ammeter	258
094259	Contact Tip	254,256	10N47	Cup	148	118902	Voltmeter	258
094260	Contact Tip	254,256	10N47L	Cup, Long	148	119005	Ammeter	258
094480	Receptacle	267	10N48	Cup	148	119006	Voltmeter	258
097995	Use 6428	.	10N48L	Cup, Long	148	119349	Use 143371	.
1 INCH	Extension	236	10N49	Cup	148	11AH364	Contact Tip	35-36,270
10 INCH	Extension	236	10N49L	Cup, Long	148	11GL16	Gas Lens	149
10012	Insulator	217	10N50	Cup	148	11GL18	Gas Lens	149
10038	Contact Tip	219	1-1/2 INCH	Extension	236	11GL332	Gas Lens	149
1004	Key	123	1100	Guide	123	11GL36	Gas Lens	149
1009	Washer	123	1102	Grommet	123	11GL53	Gas Lens	149
1012	Speed Nut	123	1103	Guide Tube	123	11H30	Contact Tip	32-33,35-36,270
1014	Insert 6-32	123	110361	Use 6427	.	11H35	Contact Tip	32-33,35-36,270
1018	Screw	123	1103HD	HD Guide Tube	121	11H40	Contact Tip	35-36,270
102	Block Assy	41,49,279	1104	Dial Plate	123	11H45	Contact Tip	35-36,270
10227	Contact Tip	219	110436	Cord	264	11N17	Gas Hose Coupler	154
10248	Contact Tip	219	110438	Cord	264	11N18	Water Hose Coupler	154
10251	Contact Tip	219	1106	Rheostat Assy	123	11N19	Power Cable Coupler	154
1027	Washer	123	1107	Valve Pin	123	11T23	Contact Tip	32-33,35-36,224,270
1036	Insert	123	110-CS1	Crimp Sleeve	35,102,251	11T30	Contact Tip	32-33,35-36,224,270
1037	Insert	123	1111	O-ring	121,123	11T35	Contact Tip	32-33,35-36,224,270
104	Block Assy	35,39,41,45,49,53, 55,59,65,69,73,77, 81,85,87,91,93,95, 102,251,253,279	111122	Use 136961	.	11T40	Contact Tip	35-36,270
			111123	Use 152370	.	11T45	Contact Tip	35-36,224,270
			111161	Use 152369	.	11T52	Contact Tip	270
			1113	Insulator	123	11WP65	Collet Body	149
1048	Spindle Assembly	123	1114	Marker Strip	123	12	Torch Body	130-131
1052	Ring	123	1116	Washer	123	12 INCH	Extension	236
1057	Hose Cable Assy	123	1117	Spring	123	120023	Nozzle Extended	287
1057L	Hose Cable Assy	123	1118	Spring	123	120024	Use 120834	.
1058	Inner Barrel	123	112	Separator	41,49,279	120282	Nozzle	284
1059	Sleeve	123	11-200	Nozzle	105	120303	Deflector	284
105Z57	Adapter	129,133,150	1121	Terminal Strip	123	120305	Nozzle	284
1060	Cable Assy	123	1122	Screw	123	120433*	Electrode	288
1060-4	Cable Assy	123	112296	Receptacle	267	120438	Nozzle	284
1060L	Cable Assy	123	11-23	Contact Tip	32-33,35-36,224,270	120504	Nozzle Extended	284
1060P	Cable Assy	123	11-231	Thread Protector	102-103,105	120573*	Electrode	284,287
1061	Motor 36-1	123	11-250	Nozzle	102-103,105	120574	Electrode Extended	284,287
1064	Front Cover	123	1126	Lock Washer	123	120576	Swirl Ring	284
1065	Rear Cover	123	1127	Screw	123	120577	Nozzle Shield	284
1066	Handle	123	112715	Conduit	257	120578*	Nozzle Extended	284
1071	O-ring	123	112716	Conduit	257	1206	Ferrule	123
1072	Driven Roll	123	11-275	Nozzle	105	120601*	Shield	284
1072-.023	Driven Roll	123	1130	Screw	123	120606*	Nozzle	284
1074	Cable Boot	123	11-30	Contact Tip	32-33,35-36,224,270	120667*	Electrode	287
1076	Spacer	123	1130-10	Sub Arc Gun	110	120826	Nozzle, Shielded	284

PROFAX PRODUCT INDEX								
PART NO.	DESCRIPTION	PAGE NO.	PART NO.	DESCRIPTION	PAGE NO.	PART NO.	DESCRIPTION	PAGE NO.
120828*	Shield, Hand	284	132961	Drive Roll	260-261	137472	Gas Hose	257
120925	Swirl Ring 40-80 Amp	285	132962	Drive Roll	260-261	137479	Cable	257
120926	Electrode 40-80 Amp	285	132963	Drive Roll	260-261	137495	Fitting	257
120928	Retaining Cap	285	13-300	Gooseneck	102	137902	Use 633U20	.
120929	Hand Shield	285	13-301	Gooseneck	105,108	138035	Use 6427	.
120930	Machine Shield	285	13-301-5	Gooseneck	105,108	138458	Use 198891	.
120931	Nozzle, 60 Amp	285	13-301-5J	Gooseneck	108	138459	Use 198810	.
120932	Nozzle, 40 Amp	285	13-301J	Gooseneck	105,108	1388	Retainer Ring	123
120980	Nozzle, 80 Amp	285	13-301SB	Gooseneck	105,108	139091	Use 438U10	.
121207	Ammeter	258	13-301SBJ	Gooseneck	105,108	13N08	Cup	148
12-12R	Torch Package	130	13-304	Gooseneck	105,108	13N09	Cup	148
121312	Screw	112,236	13-304J	Gooseneck	105,108	13N10	Cup	148
1215	Screw	123	13-304SB	Gooseneck	105,108,231	13N11	Cup	148
121593	Use 126693	.	13-304SBJ	Gooseneck	105,108,231	13N12	Cup	148
12-25R	Torch Package	130	13-305SB-12	Gooseneck	105,108	13N13	Cup	148
122972	10' Extension Cord	262,265	13-305SBJ-12	Gooseneck	108	13N20	Collet	149
122973	25' Ext. Cord	158,262-263,265	13-306	Gooseneck	105,108	13N20L	Collet	149
122974	50' Ext. Cord	158,262-263,265	13-306J	Gooseneck	105,108	13N21	Collet	149
122975	75' Ext. Cord	158,262-263,265	13-306SB	Gooseneck	105,108,231	13N21L	Collet	149
122FM-SET	Binder(4) & Screw(4)	35,41,45,49,	13-306SBJ	Gooseneck	105,108,231	13N22	Collet	149
		59,65,69,77,81,	13-308	Gooseneck	105,108	13N22L	Collet	149
		102,251,253,279	13-308J	Gooseneck	105,108	13N23	Collet	149
1230U20	Contactior	295-297	13-308SB	Gooseneck	105,108	13N23L	Collet	149
123161	Adapter	266	13-308SBJ	Gooseneck	105,108	13N24	Collet	149
1245	Gland	39,53,85,89,123	13-309	Gooseneck	105,108	13N24L	Collet	149
124778	Knob	258	13-309-5	Gooseneck	105,108	13N25	Collet Body	149
124886	Use 633U10	.	13-309-5J	Gooseneck	108	13N26	Collet Body	149
124FM-SET	Binder (4) and Screw (4)	87,279	13-309J	Gooseneck	105,108	13N27	Collet Body	149
12-50R	Torch Package	130	13-400LW	Gooseneck	111	13N28	Collet Body	149
1255	Nut	39,53,85,89,123,143	13-400LW-JL	Liner Replacement	111	13N29	Collet Body	149
1260-10	Self-Shield Gun	104	13-400LW-SB	Gooseneck	111	140-6SP	Support Spring	55,73
1260-10LP	Self-Shield Gun	104	13-400LW-SB-JL	Liner Replacement	111	140-UA	Euro Connector	39,53,85
1260-10MLR	Self-Shield Gun	104	13-400SB	Gooseneck	111	14-116	Contact Tip	59-60,91,224,270
1260-15	Self-Shield Gun	104	13-400SW	Gooseneck	111	141162	Use 136961	.
1260-15LP	Self-Shield Gun	104	13-400SW-JL	Liner Replacement	111	141694	Screw	257
1260-15MLR	Self-Shield Gun	104	134-14	Clamp	59,65,69,73,	14-222	Screw	105,107,111
1264	Wrench	123			81,91,93,279	14-23	Contact Tip	41-42,59-60,
12-650	Contact Tip	102-103	134-15	Clamp	87			91,224,270
12-651	Contact Tip	102-103,105	134-16	Connector	95,279	14-268	Shield Assy	105
12-652	Contact Tip	105	13-441	Gooseneck	107,109	14-269	Shield Assy	107
12-653	Contact Tip	105,111	13-441J	Gooseneck	107,109	142-6S	Spring	41,49,279
12-654	Contact Tip	105	13-443	Gooseneck	107,109	14-270	Decal	105,107
12-656	Contact Tip	105,111	13-443-14	Gooseneck	107,109,232-233	14-297	Clamp	105,107,110-111
12-657	Contact Tip	105,111	13-443-14J	Gooseneck	107,109,233	14-30	Contact Tip	41-42,59-60,
12-658	Contact Tip	105	13-443-25	Gooseneck	107,109,232-233			91,224,270
126693	Sensor Lead	258	13-443-25J	Gooseneck	107,109,233	1433	Ferrule	123
126SS	Screw	99,105,107,111,230,232	13-443J	Gooseneck	107,109	14-331	Hand Screw	112
1273	Gland	123	13-443SB	Gooseneck	109	143371	Contact Tip	254,256
1277	Nut	123	13-443SBJ	Gooseneck	109	14-340	Handle	105,107,111
1280	Micro Switch	123	13-484	Gooseneck	107,109	14-35	Contact Tip	41-42,59-60,
1280DA	Micro Switch	123	13-484J	Gooseneck	107,109			91,224,270
128467	Cord	265	13-486	Gooseneck	107,109	143976	Use 086022	.
128468	Cord	265	13-486J	Gooseneck	107,109	14-40	Contact Tip	41-42,59-60,
128469	Cord	265	13-486SB	Gooseneck	109			91,224,270
128470	Cord	265	13-486SBJ	Gooseneck	109	14-45	Contact Tip	41-42,59-60,
128535	Nozzle	254	13-488	Gooseneck	109			91,224,270
128570	Use 633U20	.	13-488J	Gooseneck	109	144-6S	Strain Relief	59,69,81,91,93,279
12-873	Contact Tip	107	135044	Contact Tip	254	144862	Extension	256-257
12-874	Contact Tip	107	13-506	Liner	105	14-52	Contact Tip	41-42,59-60,
12-875	Contact Tip	107	13-512	Liner	105			91,224,270
12-876	Contact Tip	107	135-14	Clamp (2)	77	145407	Use 438U10	.
12-877	Contact Tip	107	13-515	Liner	105	14-564	Contact Tip	59-60,91,224,270
12-878	Contact Tip	107	135424	Contact Tip	254,257	145-6S	Strain Relief	87,95,279
12-880	Contact Tip	107	135425	Contact Tip	254,257	14-572	Clamp	105,107,111
129341	Adapter	158,263,266	135427	Contact Tip	254,257	146212	Plug	257,267
12GLG	Gas Lens Gasket	131	135428	Contact Tip	254,257	146213	Receptacle	267
12NG	Cup Gasket	131	135429	Contact Tip	254,257	146425	Tip Adapter	255
130GL-3035-10	Self-Shield Gun	102	135430	Contact Tip	254,257	147314	Contact Tip	254,257
130GL-3035-12	Self-Shield Gun	102	136135	Drive Roll	257	148154	Contact Tip	254,256
130GL-3035-15	Self-Shield Gun	102	13-624	Liner	107	148155	Contact Tip	254,256
132-12	Clamp	41,45,49,55,253,279	13-633	Liner	107	148156	Contact Tip	254,256
132889	Use 533U10	.	13-641	Use 13-633	.	148157	Washer	256
132955	Drive Roll	191,193,195,260-261	136680	Adapter	257	14-819	Spatter Shield	105,107,111
132956	Drive Roll	191,193,195,260-261	136681	Tube Head	257	149146	Nozzle	254
132957	Drive Roll	185,191,193,	136682	Liner	257	149518	Int. Guide	261
		195,260-261	136683	Liner	257	149519	Int. Guide	261
132958	Drive Roll	185,191,193,	136748	Nut	257	149520	Int. Guide	261
		195,260-261	136960	Receptacle	267	149521	Int. Guide	261
132959	Drive Roll	191,193,195,260-261	136961	Plug	125,158,262-263,267	149522	Int. Guide	261
132960	Drive Roll	191,193,195,260-261	1373-4781	Use 533U10	.	14A116	Contact Tip	59-60,91,270

PROFAX PRODUCT INDEX

PART NO.	DESCRIPTION	PAGE NO.	PART NO.	DESCRIPTION	PAGE NO.	PART NO.	DESCRIPTION	PAGE NO.
14A364	Contact Tip	41-42,59-60,91,224,270	151053	Drive Roll Kit	261	15H564	Contact Tip	87-88,95,224,270
14AH116	Contact Tip	59-60,91,224,270	151054	Drive Roll Kit	261	15H764	Contact Tip	87-88,95,224,270
14AH364	Contact Tip	41-42,59-60,91,224,270	151055	Drive Roll Kit	261	15HFC116	Contact Tip	87-88,95,224,270
14FC045	Contact Tip	270	151056	Drive Roll Kit	261	15HFC18	Contact Tip	88,224,270
14FC052	Contact Tip	270	151057	Drive Roll Kit	261	15HFC332	Contact Tip	87-88,95,224,270
14FC068	Contact Tip	270	151058	Drive Roll Kit	261	15HFC35	Contact Tip	87-88,95,224,270
14FC116	Contact Tip	270	151059	Drive Roll Kit	261	15HFC45	Contact Tip	87-88,95,224,270
14FC332	Contact Tip	270	151060	Drive Roll Kit	261	15HFC52	Contact Tip	87-88,95,224,270
14FC564	Contact Tip	270	151061	Drive Roll Kit	261	15HFC564	Contact Tip	87-88,95,224,270
14H116	Contact Tip	59-60,91,224,270	151062	Drive Roll Kit	261	15HFC764	Contact Tip	87-88,95,224,270
14H30	H.D. Contact Tip	41-42,59-60,91,224,270	151063	Drive Roll Kit	261	15M-23-10	MIG Gun w/Miller® Conn	250
14H35	Contact Tip	41-42,59-60,91,224,270	151064	Drive Roll Kit	261	15M-23-12	MIG Gun w/Miller® Conn	250
14H40	Contact Tip	41-42,59-60,91,224,270	151065	Drive Roll Kit	261	15M-23-15	MIG Gun w/Miller® Conn	250
14H45	Contact Tip	41-42,59-60,91,224,270	151066	Drive Roll Kit	261	15M-3035-10	MIG Gun w/Miller® Conn	250
14H52	Contact Tip	41-42,59-60,91,224,270	151067	Drive Roll Kit	261	15M-3035-12	MIG Gun w/Miller® Conn	250
14H564	Contact Tip	59-60,91,224,270	151068	Drive Roll Kit	261	15M-3035-15	MIG Gun w/Miller® Conn	250
14HT116	Contact Tip	59-60,91,270	151069	Drive Roll Kit	261	15M-4045-10	MIG Gun w/Miller® Conn	250
14HT35	Contact Tip	42,59-60,91,270	15-128	Liner	105	15M-4045-12	MIG Gun w/Miller® Conn	250
14HT40	Contact Tip	42,59-60,91,270	15-129	Liner	105	15M-4045-15	MIG Gun w/Miller® Conn	250
14HT45	Contact Tip	42,59-60,91,270	15-130	Liner	105	160-23-10	MIG Gun Standard	31
14HT52	Contact Tip	42,59-60,91,270	15-133	Liner	105	160-23-12	MIG Gun Standard	31
14HT564	Contact Tip	59-60,91,270	15-134	Liner	105	160-3035-10	MIG Gun Standard	31
14N59	Alumina Cup	148	15-135	Liner	105	160-3035-12	MIG Gun Standard	31
14N60	Alumina Cup	148	15-140	Liner	107,111,112	160-3035-15	MIG Gun Standard	31
14N61	Alumina Cup	148	151437	Retention Knob	258	160-43	Liner Set Screw	32
14N61-10	Alumina Cup	148	15-145	Liner	107,111,112,114	160-45	Screw	32
14N61-12	Alumina Cup	148	15-150	Liner	107,111,112	16-052	Plug	105,107
14T116	Contact Tip	59-60,91,224,270	15-160	Liner	107,111,112,114	160-60	Trigger Connector-Female	32
14T23	Contact Tip	41-42,59-60,91,224,270	152	Hanger	279	1606L	Potentiometer	123
14T30	Contact Tip	41-42,59-60,91,224,270	152369	Receptacle	267	160760	Use 533U10	.
14T35	Contact Tip	41-42,59-60,91,224,270	152370	Plug	267	160793	Use 633U10	.
14T40	Contact Tip	41-42,59-60,91,224,270	152492	Use 094480	.	160794	Use 730U10	.
14T45	Contact Tip	41-42,59-60,91,224,270	15-310	Cable Assy	105	1607L	Plug	123
14T52	Contact Tip	41-42,59-60,91,224,270	15-310LP	Cable Assy	105	161189	Drive Roll Kit	261
14T564	Contact Tip	60,270	15-310M	Cable Assy	105	161190	Drive Roll Kit	261
150993	Inlet Guide	261	15-315	Cable Assy	105	1613	Fitting	123
150994	Inlet Guide	261	15-315LP	Cable Assy	105	1614	Nut	123
150995	Inlet Guide	261	15-315M	Cable Assy	105	1624	Screw	123
150996	Inlet Guide	197,261	154	Hanger	279	16-321	Heat Shrink	111
150997	Inlet Guide	261	15-410	Cable Assy	107	164421	Adapter	257
151024	Drive Roll Kit	261	15-410LP	Cable Assy.	107	164422	Head	257
151025	Drive Roll Kit	261	15-410M	Cable Assy	107	164485	O-ring	257
151026	Drive Roll Kit	261	15-415	Cable Assy	107	16-495	Use 16-400	.
151027	Drive Roll Kit	261	15-415LP	Cable Assy.	107	16-500	Complete Trigger Assy.	105,107,230,232
151028	Drive Roll Kit	261	154FC	Hanger Bracket	45,65,77,253	16-501	Trigger Housing	105,107,230,232
151029	Drive Roll Kit	261	154HD	Hanger	41,49,59,69,81	16-502	Contact Set	105,107,230,232
151030	Drive Roll Kit	261	154-M	Screw	97	16-503	Screw Set(6 pcs)	105,107,230,232
151031	Drive Roll Kit	261	15-531	Sleeve	105,107,111,114,230,232	16-504	Trigger	105,107,230,232
151032	Drive Roll Kit	261	155HD	Hanger	87	168	Hose Clamp	99
151033	Drive Roll Kit	261	15-610	Cable Assy	111	1682	Screw	123
151034	Drive Roll Kit	261	15-610LP	Cable Assy	111	16-910	Switch Assembly	105,107,230,232
151035	Drive Roll Kit	261	15-610M	Cable Assy	111	16-910M	Switch Assembly	105,107
151036	Drive Roll Kit	261	15-615	Cable Assy	111	16-915	Switch Assembly	105,107,230,232
151037	Drive Roll Kit	261	15-615LP	Cable Assy	111	16-915M	Switch Assembly	105,107
151038	Drive Roll Kit	261	15-615M	Cable Assy	111	169212	Electrode	289
151039	Drive Roll Kit	261	156821	Extension	256-257	169213	Gouging Tip	289
151040	Drive Roll Kit	261	1579	Clamp	123	169217	Electrode Std.	289
151041	Drive Roll Kit	261	1588	Contact Tip	216	169219	Tip, Shielded	289
151042	Drive Roll Kit	261	1589	Contact Tip	216	169222	Swirl Ring	289
151044	Drive Roll Kit	261	1589L	Contact Tip	216	169223	Cup	289
151045	Drive Roll Kit	261	1590	Contact Tip	216	169224	Drag Shield	289
151046	Drive Roll Kit	261	1590L	Contact Tip	216	169226	Tip, Shielded	289
151047	Drive Roll Kit	261	1591	Contact Tip	216	169230	Machine Shield	289
151048	Drive Roll Kit	261	1591L	Contact Tip	216	169232	O-ring	288-289
151049	Drive Roll Kit	261	1592	Contact Tip	216	169233	O-ring	289
151050	Drive Roll Kit	261	1593	Contact Tip	216	169715	Nozzle	251,255
151052	Drive Roll Kit	261	1596	Contact Tip	216	169715-38	Nozzle	251,255
			1598	Contact Tip	216	169715GL-38	Nozzle	251,255
			1598L	Contact Tip	216	169715GL-50	Nozzle	251,255
			15AH116	Contact Tip	87-88,95,224,270	169715-IN	Insulator	220
			15AH364	Contact Tip	87-88,95,224,270	169716	Tip Adapter	251,255
			15AHFC116	Contact Tip	87-88,95,224,270	169716NF	Tip Adapter	251,255
			15AHFC364	Contact Tip	87-88,95,224,270	169717	Shock Washer	255
			15H116	Contact Tip	87-88,95,224,270	169724	Nozzle	253,255-256
			15H18	Contact Tip	88,224,270	169725	Nozzle	253,255
			15H332	Contact Tip	87-88,95,224,270	169726	Nozzle	253,255
			15H35	Contact Tip	87-88,95,224,270	169727	Nozzle	253,255
			15H45	Contact Tip	87-88,95,224,270	169728	Tip Adapter	253,255
			15H52	Contact Tip	87-88,95,224,270	169729	Adapter	253,255

PROFAX PRODUCT INDEX								
PART NO.	DESCRIPTION	PAGE NO.	PART NO.	DESCRIPTION	PAGE NO.	PART NO.	DESCRIPTION	PAGE NO.
169730	Shock Washer	253,255	174034	Tip, Std.	289	17S-30	Contact Tip	45,49-50,55,65,69-70,
169731	Gooseneck	256	1741	Nut	123			73-74,77,81-82,93,
16S-116	Contact Tip	45,65-66,69-70, 73-74,77,81-82,93, 224,270	1742	Nut	123			121,270
			1743	Nut	123	17S-332	Contact Tip	237,270
16S-18	Contact Tip	270	174AMT	400 amp Plug	91,93	17S-35	Contact Tip	45-46,49-50,55,65-66,
16S-30	Contact Tip	45-46,49,50,55,65-66, 69-70,73-74,77,81-82, 93,224,270	174AMT-M	Plug	91,93			69-70,73-74,77,81-82,
			174EX-1C	Nut	39,53,85			93,121,270
16S-332	Contact Tip	224,270	17-50R	Torch Package	132	17S-40	Contact Tip	45-46,49-50,55,65-66,
			1754	Retainer	123			69-70,73-74,77,81-82,
16S-35	Contact Tip	45-46,49-50,55,65-66, 69-70,73-74,77,81-82, 93,224,270	175AMT	500 amp Plug	95			93,121,270
			175AMT-M	Plug	95	17S-45	Contact Tip	45-46,49-50,55,65-66,
16S-40	Contact Tip	45-46,49-50,55,65-66, 69-70,73-74,77,81-82, 93,270	176243	Nozzle	253,255			69-70,73-74,77,81-82,
			176655	Electrode	288			93,121,237,270
16S-45	Contact Tip	45-46,49-50,55,65-66, 69-70,73-74,77,81-82, 93,224,270	176656	Tip	288	17S-52	Contact Tip	45-46,49-50,55,65-66,
			176657	Use 202809	.			69-70,73-74,77,81-82,
16S-52	Contact Tip	45-46,49-50,55,65-66, 69-70,73-74,77,81-82, 93,224,270	176793	Contact Tip	254			93,121,270
			176794	Contact Tip	254	17S-564	Contact Tip	69-70,73-74,77,
16S-564	Contact Tip	69-70,73-74,77,81-82, 93,224,270	176797	Contact Tip	254			81-82,93,237,270
			17-710	Hose 16' Long	111	17S-764	Contact Tip	237
16ST-116	Contact Tip	65-66,69-70,73-74,77, 81-82,93,270	17-715	Hose 21' Long	111	17SLT-116	Contact Tip	65-66,69-70,73-74, 77,81-82,93
			17-750	Collar	111			
16ST-30	Contact Tip	45-46,49-50,55,65-66, 69-70,73-74,77,81-82, 93,270	17-755	Housing	111	17SLT-35	Contact Tip	45-46,49-50,55,65-66,
			17-760	Cap	111			69-70,73-74,77,81-82,93
16ST-332	Contact Tip	270	17-770	Clamp and Tube Assy	111	17SLT-40	Contact Tip	45-46,49-50,55,65-66,
16ST-35	Contact Tip	45-46,49-50,55,65-66, 69-70,73-74,77,81-82, 93,270	177875	Use 192047	.			69-70,73-74,77,81-82,93
			177876	Tip Extended	289	17SLT-45	Contact Tip	45-46,49-50,55,65-66,
16ST-40	Contact Tip	45-46,49-50,55,65-66, 69-70,73-74,77,81-82, 93,270	177877	Use 192050	.			69-70,73-74,77,81-82,93
			177887	Use 192053	.	17SLT-52	Contact Tip	45-46,49-50,55,65-66,
16ST-45	Contact Tip	45-46,49-50,55,65-66, 69-70,73-74,77,81-82, 93,270	177888	Deflector	289			69-70,73-74,77,81-82,93
			177890	Tip Shielded	289	17SLT-564	Contact Tip	69-70,73-74, 77,81-82,93
16ST-52	Contact Tip	45-46,49-50,55, 65-66,69-70,73-74, 77,81-82,93,270	17-800	Adapter (Valve Head)	111	17ST-116	Contact Tip	65-66,69-70,73-74, 77,81-82,93,121,270
			17-810	Adapter (Flux Hopper)	111			
16ST-564	Contact Tip	69-70,73-74,77, 81-82,93,270	178386	Nozzle	253,255	17ST-30	Contact Tip	45,49-50,55,65,69-70, 73-74,77,81-82,93,121,270
			17849	Use 21121	.			
16W116	Contact Tip	98-100	17983	Tip Adapter	222	17ST-332	Contact Tip	270
16W116A	Contact Tip	98-100	17A	Fitting	129,133	17ST-35	Contact Tip	45-46,49-50,55,65-66, 69-70,73-74,77,81-82,
16W332	Contact Tip	98-100	17AS-116	Contact Tip	65-66,69-70,73-74, 77,81-82,93,121			93,121,270
16W35	Contact Tip	98-100				17ST-40	Contact Tip	45-46,49-50,55,65-66, 69-70,73-74,77,81-82,
16W364A	Contact Tip	98-100	17AS-364	Contact Tip	45-46,49-50,55, 65-66,69-70,73-74, 77,81-82,			93,121,270
16W40	Contact Tip	98-99						
16W45	Contact Tip	98-100	17B	Nipple	129,133	17ST-45	Contact Tip	45-46,49-50,55,65-66, 69-70,73-74,77,81-82,
16W52	Contact Tip	98-100	17CB20	Collet Body	149			93,121,270
16W564	Contact Tip	98-100	17F	Torch Body	132-133	17ST-52	Contact Tip	45-46,49-50,55,65-66, 69-70,73-74,77,81-82,
16WT116	Tapered Contact Tip	98-99	17F-12-2	Torch Package	132			93,121,270
16WT35	Tapered Contact Tip	98-99	17F-12PF	Torch Package	132	17ST-564	Contact Tip	69-70,73-74,77, 81-82,93,270
16WT45	Tapered Contact Tip	98-99	17F-12R	Torch Package	132			
16WT52	Tapered Contact Tip	98-99	17F-12R-LINC	TIG Torch Packages	245	17S-TA	Contact Tip Adapter	237
17	Torch Body	132-133	17F-25-2	Torch Package	132	17SW	HD shock washer	49,65-66,69-70, 73-74,77-78,81-82, 121,220,229,236,257
170303	Use 6431	.	17F-25PF	Torch Package	132			
170467	Ring	253,255	17F-25R	Torch Package	132	17V	Torch Body	132-133
170468	O-ring	253,255	17F-25R-LINC	TIG Torch Packages	245	17V-12-2	Torch Package	132
170470	Ring	251,255	17F-50R	Torch Package	132	17V-12PF	Torch Package	132
1709	O-ring	123	17FV	Torch Body	132-133	17V-12PF-TTC	Torch Package	132
170924-001	Drive Roll	267	17FV-12-2	Torch Package	132	17V-12R	Torch Package	132,151,
170924-010	Drive Roll	267	17FV-12PF	Torch Package	132			182-183,245
17-12-2	Torch Package	132	17FV-12R	Torch Package	132,151	17V-12R-TTC	Torch Package	132,151
17-12PF	Torch Package	132	17FV-12R-TTC	Torch Package	132	17V-25-2	Torch Package	132
17-12R	Torch Package	132	17FV-25R	Torch Package	132	17V-25PF	Torch Package	132
17-12R-LINC	TIG Torch Packages	245	17FV-25R-TTC	Torch Package	132,151	17V-25PF-TTC	Torch Package	132
171435-011	Drive Roll Kit	267	17FV-50R	Torch Package	132	17V-25R	Torch Package	132,151
171435-016	Drive Roll Kit	267	17FV-HD	Torch Body	132-133	17V-25R-TTC	Torch Package	132,151
1715	Nut	123	17FVHD-12PF	Torch Package	132	17V-50R	Torch Package	132
172024	Contact Tip	254	17FVHD-12PF-TTC	Torch Package	132	18	Torch Body	134-135,146
172025	Contact Tip	254	17FVHD-12R	Torch Package	132	18 INCH	Extension	236
172034	Contact Tip	253-254	17FVHD-12R-TTC	Torch Package	132	180-1	Block Assy	35,102,251
17-25-2	Torch Package	132	17FVHD-25PF	Torch Package	132	180-10	Cable Assy	35,102,251
17-25PF	Torch Package	132	17FVHD-25PF-TTC	Torch Package	132	180-12	Cable Assy	35,102,251
17-25R	Torch Package	132	17FVHD-25R	Torch Package	132	180-15	Cable Assy	35,102,251
17-25R-LINC	TIG Torch Packages	245	17FVHD-25R-TTC	Torch Package	132	180-180J	Conductor Tube	35,37
172732	Sensor Lead	258	17FVHD-50R	Torch Package	132	180-23-10	MIG Gun	34
			17S-116	Contact Tip	65-66,69-70,73-74, 77,81-82,93,121, 237,270	180-23-12	MIG Gun	34
			17S-18	Contact Tip	237	180-23-15	MIG Gun	34
						180-3035-10	MIG Gun	34,38
						180-3035-12	MIG Gun	34
						180-3035-15	MIG Gun	34

PROFAX PRODUCT INDEX

PART NO.	DESCRIPTION	PAGE NO.	PART NO.	DESCRIPTION	PAGE NO.	PART NO.	DESCRIPTION	PAGE NO.
180-4045-10	MIG Gun	34	18S68	Contact Tip	69-70,73-74,81-82	20-30	Straight Tip	115
180-4045-12	MIG Gun	34	18V	Torch Body	134-135	20324	Plunger, H.D.	282
180-4045-15	MIG Gun	34	18V-12	Torch Package	134	20-35	Straight Tip	115
180-45J	Conductor Tube	35,37	18V-12R	Torch Package	134	20-40	Straight Tip	115
180-60J	Conductor Tube	35,37	18V-25	Torch Package	134	20-45	Straight Tip	115
180-6S	Spring	35,102,251	18V-25R	Torch Package	134	204605	Control Cable Assy	257
180CCP	Control Plug	39	18V-50R	Torch Package	134	20463	Baffle	282
180G	Handle w/Screws	102	190363	Receptacle	267	20-48	Torch Head	146
180H	Handle	35	191064	Use 191065	.	20-48-12R	Torch Package	146
180H-15M	Handle	251	191065	Replacement Liner	257	20-48-25R	Torch Package	146
180K	Cable Assy	35,102,251	19-116	Contact Tip	115	205	Insulator	100
180M45	Gooseneck	251	191917	Drive Roll Kit	260	20-50R	Torch Package	136
18-12	Torch Package	134	192040	Fitting	257	20-52	Straight Tip	115
181245	Terminal	258	192047	Electrode	289	20543	Contact Tip	222
181246	Terminal	258	192048	Electrode Extended	289	20544	Contact Tip	222
18-12R	Torch Package	134	192049	Swirl Ring	289	205839	Rheostat	259
181W89	O-ring	145	192050	Retaining Cup	289	206	Heat Shrink	100
18205	Electrode	282	192051	Nozzle	289	207177	Rheostat	259
18-25	Torch Package	134	192053	Drag Shield	289	2075237	Use 2075238	.
18-25R	Torch Package	134	192056	Nozzle	289	2075238	Liner	223
18316	Control Cable	223	1923	Cable Lug	123	2075239	Use 2075240	.
1832	Fitting	123	192809	Use 6427	.	2075240	Liner	223
183357	Drive Roll .030-.035	257	1930	Insert	123	2075349	Contact Tip	222
183358	Drive Roll .047-1/16	257	19-30	Contact Tip	115	208399	Potentiometer	259
18-404	Screw	230,232	193384	10' Cord	265	208402	Use 116190	.
18-48	Torch Head	146	193385	10' Cord	265	20860	Tip	282
18-480	Retaining Ring	91,93,95, 105,107,111	193387	10' Cord	265	20861	Tip	282
18-48-12R	Torch Package	146	19-35	Contact Tip	115	20862	Electrode XT	282
18-48-25R	Torch Package	146	193700	Drive Roll	261	20F	Torch Body	136-137
185	Connector Block	91,93,95	194	Tab Assy	35,41,45,49,55,59,	20F-12	Torch Package	136
18-50R	Torch Package	134			65,69,73,77,81,87, 99,102,251,253,279	20F-12R	Torch Package	136
185106	Nut	257	19-40	Contact Tip	115	20F-25	Torch Package	136
18-628	Screw	105,107,111, 112,230,232	194010	Liner	256	20F-25R	Torch Package	136
186355	Use 633U20	.	194011	Liner	256	20F-50R	Torch Package	136
186405	Nozzle	254	194012	Liner	256	20P	Torch Body	136-137
186406	Contact Tip	254	194013	Liner	256	20P-12	Torch Package	136
186419	Contact Tip	254	194410	Conduit/Liner 30'	257	20P-12R	Torch Package	136
18-7	Insert	133,135,143	19-45	Contact Tip	115	20P-25	Torch Package	136
18-780	Screw	105,107	194842	10' Cord	265	20P-25R	Torch Package	136
18-781	Nut	105,107	19499	Use 19502	.	20P-50R	Torch Package	136
188	Hose Clamp	99	19499	Use 19502	.	20V	Torch Body	136-137
18820	Tip	282	19-52	Contact Tip	115	20V-12	Torch Package	136
1886	Motor 64-1	123	1953	Diaphragm	123	20V-12R	Torch Package	136
18866	Tip	282	196	Spring	99	20V-25	Torch Package	136
18-881	Screw	105,107,111,114,230,232	1963	Terminal	123	20V-25R	Torch Package	136
18-892	Screw	114	19682	Tip	282	20V-50R	Torch Package	136
18-912	Insert	107	19683	Electrode, H.D.	282	2-1/2 INCH	Extension	236
18-930	Insert	105	1969	Terminal	123	21008	Tip XT	282
18-932	Insert	107	1972	Terminal	123	21150	Electrode	280
18-940	Insert	105,111	198087	Potentiometer	259	21155	Drive Roll Use 9054	.
18-950	Screw	105,111	1987	Screw	123	21156	Drive Roll Use 9055 for .035	.
18-960	Insert	107	198810	Cable	257		or 9056 for .045	.
18-965	Screw	107	199	Screw	55,73	21158	Drive Roll Use 9061	.
18CG	Cup Gasket	133,135,143	19916	Tip	281	21159	Drive Roll Use 9063	.
18CG-20	Cup Gasket	133,135,143,149	19918	Electrode	281	21160	Drive Roll Use 9057	.
18F	Torch Body	134-135	1993	Screw	123	21161	Drive Roll Use 9058 for .045	.
18F-12	Torch Package	134	19N43	Tip Nut	222-223		or 9059 for 1/16"	.
18F-12R	Torch Package	134	19N45	Contact Tip	222	211989	Filter	258
18F-25	Torch Package	134	19N47	Contact Tip	222	21328	Tip	281
18F-25R	Torch Package	134	19N48	Contact Tip	222	21329	Tip	281
18F-50R	Torch Package	134	19N49	Contact Tip	222	21330	Tip	281
18FT	Terminal	35,102,251	19N764	Contact Tip	222	21332	Electrode Assy Holder	281
18P	Torch Body	134-135	19V50	Nozzle Assembly	223	21-37	Nozzle	32-33,35-36,271
18P-12	Torch Package	134	19V51	Nozzle Assembly	223	21-37F	Nozzle	32-33,35-36,271
18P-12R	Torch Package	134	19V52	Nozzle Assembly	223	214011	Sensor Lead	258
18P-25	Torch Package	134	1-MBP-10	Screw	41,49,279	21420	Heat Shield	282
18P-25R	Torch Package	134	1R-W	Screw Plug	99	21-50	Nozzle	32-33,35-36,225,271
18P32-12	Torch Package	134	2 INCH	Extension	236	21-50F	Nozzle	32-33,35-36,225,271
18P32-25	Torch Package	134	20	Torch Body	136-137,146	21597	Nozzle	282
18PB	Barrel	135	200258	Nozzle	253,255	21598	Nozzle	282
18PB-32	32 Pitch Rack	135	20053	Electrode Stem	281	21610	Torch Body	282
18R-1	Screw	135,145	20056	Tip	281	21616	Heat Shield	282
18R32	32 Pitch Rack	135	20072	Torch	282	21619	Use 0558003032	.
18S116	Contact Tip	65-66,69-70, 73-74,77,81-82	20-116	Straight Tip	115	21-62	Nozzle	32-33,35-36,225,271
18S52	Contact Tip	65-66,69-70, 73-74,77,81-82	20-12	Torch Package	136	21-62F	Nozzle	32-33,35-36,271
18S564	Contact Tip	69-70,73-74,77,81-82	20-12R	Torch Package	136	21657	Electrode Holder	282
			20-25	Torch Package	136	21667	Swirl Baffle	282
			20-25R	Torch Package	136	21802	Shield	281
			202692	Trigger Adapter	235,258	21822	Nozzle	281
			202809	Swirl Ring	288	21944	Diffuser	281

PROFAX PRODUCT INDEX

PART NO.	DESCRIPTION	PAGE NO.	PART NO.	DESCRIPTION	PAGE NO.	PART NO.	DESCRIPTION	PAGE NO.
21137	Nozzle	32-33,35-36,225,271	23CT-75	Nozzle	65,69,81	250-4045-15	MIG Gun	40
220006	Nozzle, 40 Amp	285	23H50	Nozzle	41,59-60,91,272	250-4045-20	MIG Gun	40
220007	Nozzle, 60 Amp	285	23H62	Nozzle	41,59-60,91,226,272	250-4045-25	MIG Gun	40
220011	Nozzle	285	23H75	Nozzle	60,272	250CK	Cloth Wrap Cable Bulk	41,49
220016	Cap	284	23T37	Nozzle	41,59-60,91,226,272	250K	Cable Bulk	41,49
220021*	Electrode	287	24	Torch Body	138-145	250V-25	Extension Cord	248,266
220037	Electrode	285	24 Inch	24" Extension	236	250V-50	Extension Cord	248,266
220047	Machine Shield, 100 Amp	285	240	Retainer Ring	45,49,55,65,69,73,77,81,93,121,220,257	25-12	Torch Package	140
220048	Retaining Cap, 100 Amp	285				25-12R	Torch Package	140
220051	Swirl Ring 100 Amp	285				252202	Contacto	259
220061	Retaining Cap	285	24-12R	Torch Package	138	252212	Sensor Lead	258
220064	Nozzle, 100 Amp	285	242205010	Extension Cord 10'	265	252262	Trigger Cable	258
220065	Hand Shield, 100 Amp	285	242205020	Use 043725	.	25-25	Torch Package	140
220329	Nozzle, Precision Cut	285	242205025	Use 9774-25	.	25-25R	Torch Package	140
220669	Electrode	286	242205050	Use 043726/9774-50	.	2545	Connector Assy	39,53,85
220670	Swirl Ring	286	242205080	Cord	262,265	2545-3	Cable Support	39,53,85
220671	Nozzle, 45 Amp	286	242205100	Extension Cord 100'	265	2545-4	Nut	39,53,85
220673	Machine Shield	286	242208010	Extension Cord 10'	191,193,265	2545-6	Connection	39,53,85
220674	Hand Shield	286	242208025	Use 122973	.	2545-C	Connector Assy	39,53,85
220713	Retaining Cap	286	242208050	Use 122974	.	255627	Contacto	259
220816	Nozzle 85 Amp	286	242208075	Extension Cord 75'	191,193	25CT-50	Nozzle	87-88,95,274
220817	Machine Shield	286	242208080	Extension Cord 80'	158,191,193,263,265	25CT-62	Nozzle	87-88,95,227,274
220818	Hand Shield	286				25CT-75	Nozzle	87-88,95,227,274
220819	Nozzle 65 Amp	286	242208100	Extension Cord 100'	191,193,265	25I-62	Nozzle	87-88,95,274
220854/105	Retaining Cap	286	24-25R	Torch Package	138	25I-75	Nozzle	87-88,95,274
220854/85	Retaining Cap	286	244	Terminal	35,41,45,49,55,59,65,69,73,77,81,87,102,251,253,279	25I-75F	Nozzle	88
220857	Swirl Ring	286				25M-052-10	MIG Gun w/Miller® Conn	252
220930	Nozzle, 45 Amp	286				25M-052-12	MIG Gun w/Miller® Conn	252
220941	Nozzle, 45 Amp	286				25M-052-15	MIG Gun w/Miller® Conn	252
220955	Deflector	286	247831010	Extension Cord 10'	265	25M-3035-10	MIG Gun w/Miller® Conn	252
220990	Nozzle 100 Amp	286	247831025	Use 128468	.	25M-3035-12	MIG Gun w/Miller® Conn	252
220992	Hand Shield 100 Amp	286	247831050	Use 128469	.	25M-3035-15	MIG Gun w/Miller® Conn	252
220993	Machine Shield 100 Amp	286	247831080	Cord	265	25M-3035-20	MIG Gun w/Miller® Conn	252
220994	Swirl Ring 100 Amp	286	247831100	Extension Cord 100'	265	25M-3035-25	MIG Gun w/Miller® Conn	252
221030	Anti-Wear Guide	261	24A50	Nozzle	41,59,61,91,226,272	25M-4045-10	MIG Gun w/Miller® Conn	252
222996	Rheostat	259	24A50SS	Nozzle	41,59,61,91,226,273	25M-4045-12	MIG Gun w/Miller® Conn	252
22-37	Nozzle	41-42,225,271	24A62	Nozzle	41,59,61,91,226,272	25M-4045-15	MIG Gun w/Miller® Conn	252
22-37SS	Nozzle	41-42,271	24A62SS	Nozzle	41,59,61,91,226,273	25M-4045-20	MIG Gun w/Miller® Conn	252
224	O-ring	32,35,41,45,49,55,59,65,69,73,77,81,91,93,99,102,251,253,279	24A75	Nozzle	41,59,61,91,273	25M-4045-25	MIG Gun w/Miller® Conn	252
			24A75SS	Nozzle	41,59,61,91,273	25MT	Trigger	253
224039	Use 6427	.	24AH50	Nozzle	41,59,61,91,273	25NA-LS	Adapter Kit	95
224697	Use 6427	.	24AH62	Nozzle	41,59,61,91,273	25NA-WS	Adapter Kit	95
225	O-ring	87,95,257,279	24AH75	Nozzle	41,59,61,91,273	25SA-75	Sub Arc Assy.	95
22-50	Nozzle	41-42,225,271	24AT37SS	Nozzle	41,59,61,273	25SA-75-1	Nozzle Assy.	95
22-50SS	Nozzle	41-42,271	24C332	Collet	149	25SA-75-2	Insulator	95
22-62	Nozzle	41-42,225,271	24CB332	Collet Body	149	25SA-75-3	Nut	95
22-62FAS	Nozzle	41-42,271	24CT37S	Nozzle	41,59,61,91,273	26	Torch Body	142-143
22-62SS	Nozzle	41-42,271	24CT50F	Nozzle	41,59,61,91,273	260	O-ring	45,49,55,65,69,73,77,81,93,121,220,257
228	O-ring	99-100	24CT62F	Nozzle	41,59,61,91,273			
229	Washer	99-100	24CT62S	Nozzle	41,59,61,91,226,273	26-12-2	Torch Package	142
22T37SS	Nozzle	41-42,272	24CT75F	Nozzle	41,59,62,91,273	26-12PF	Torch Package	142
232-12	Support	279	24CT75S	Nozzle	41,59,61,91,226,273	26-12R	Torch Package	142
233060	Rheostat	259	24GLC332	Collet	149	26-25-2	Torch Package	142
23-37	Nozzle	41,59-60,91,226,272	24R-MBP	Connector Sleeve	97	26-25PF	Torch Package	142
23-37F	Nozzle	41,59-60,91,226,272	24V	Torch Body	138-139	26-25R	Torch Package	142
23-40-15	Liner	234,278	24V-12R	Torch Package	138	2640-10	Self-Shield Gun	104
234-12	Support	279	24V-25R	Torch Package	138	2640-15	Self-Shield Gun	104
23-50	Nozzle	41,59-60,91,226,272	24W	Torch Body	138-139,146	2640-8	Self-Shield Gun	104
23-50F	Nozzle	41,59-60,91,226,272	24W-12	Torch Package	138	26-50R	Torch Package	142
235-12	Support	279	24W-12R	Torch Package	138	26A	Fitting	143
235689	Cable Assy	257	24W-25	Torch Package	138	26B	Nipple	143
235690	Cable Assy	257	24W-25R	Torch Package	138	26F	Torch Body	142-143
235753	Fitting	257	24W-48	Torch Package	146	26F-12-2	Torch Package	142
2360-1926	Contact Tip	222	24W-48-12R	Torch Package	146	26F-12PF	Torch Package	142
2360-1928	Contact Tip	222	24W-48-25R	Torch Package	146	26F-12R	Torch Package	142
2360-1929	Contact Tip	222	25	Torch Body	140-141	26F-25-2	Torch Package	142
2361-2369	Pressure Roll Use 9053	.	2-5	Screw	97	26F-25PF	Torch Package	142
2361-2397	Pressure Roll Use 9052	.	250-10	Cable Assy	41,49,279	26F-25R	Torch Package	142
23-62	Nozzle	41,59-60,91,226,272	250-12	Cable Assy	41,49,279	26F-50R	Torch Package	142
23-62F	Nozzle	41,59-60,91,226,272	250-15	Cable Assy	41,49,279	26FV	Torch Body	142-143
23-62FAS	Nozzle	41,59-60,226,272	250-20	Cable Assy	41,49	26FV-12-2	Torch Package	142
237398	Use 116190	.	250-25	Cable Assy	41,49	26FV-12PF	Torch Package	142
23-75	Nozzle	41,59-60,91,226,272	250-3035-10	MIG Gun	40,52	26FV-12R	Torch Package	142,151
23-75F	Nozzle	41,59-60,91,226,272	250-3035-12	MIG Gun	40	26FV-12R-TTC	Torch Package	142,151
238626	Use 116190	.	250-3035-15	MIG Gun	40	26FV-25-2	Torch Package	142
239168	Rheostat	259	250-3035-20	MIG Gun	40	26FV-25PF	Torch Package	142
23CT-37	Nozzle	65,69,81	250-3035-25	MIG Gun	40	26FV-25R	Torch Package	142,151
23CT-50	Nozzle	65,69,81	250-4045-10	MIG Gun	40	26FV-25R-TTC	Torch Package	142,151
23CT-62	Nozzle	65,69,81	250-4045-12	MIG Gun	40	26FV-50R	Torch Package	142

PROFAX PRODUCT INDEX

PART NO.	DESCRIPTION	PAGE NO.	PART NO.	DESCRIPTION	PAGE NO.	PART NO.	DESCRIPTION	PAGE NO.
26FV-HD	Torch Body	142-143	27T38	H.D. Nozzle	45-46,49-50,55-56,65-66,69-70,73-74,	35-80-A1	Front Cap	32
26FVHD-12-2	Torch Body	142			77-78,81-82,93	35-90	Trigger Assembly	32
26FVHD-12PF	Torch Package	142				35CT	Insulator	87-88,95,228,274
26FVHD-12R	Torch Package	142	27T50	H.D. Nozzle	45-46,49-50,55-56,65-66,69-70,73-74,	35CT-HT	Insulator	87-88,95,274
26FVHD-12R-TTC	Torch Package	142			77-78,81-82,93	36	Insulator	216-217
26FVHD-25-2	Torch Body	142				36 Inch	36" Extension	236
26FVHD-25PF	Torch Package	142	27T50HD	Nozzle	55-56,65-66,69-70,73-74,77-78,81-82,93	36-63	Nozzle	216
26FVHD-25R	Torch Package	142				36-75	Nozzle	216
26FVHD-25R-TTC	Torch Package	142	27TC38	Nozzle	45-46,49-50,55-56,65-66,69-70,73-74,	375655	Output Guide	267
26HTI	Insulator, hi-temp	99-100			77-78,81-82,93	375704	Output Guide	267
26V	Torch Body	142-143				375980-017	Drive Roll Kit	267
26V-12-2	Torch Package	142	27TC38GL	Nozzle	45-46,49-50,55-56,65-66,69-70,73-74	375980-092	Drive Roll Kit	267
26V-12PF	Torch Package	142				376246-002	Drive Roll Kit	267
26V-12R	Torch Package	142,151	28-75	Nozzle	115	376246-005	Drive Roll Kit	267
26V-12R-TTC	Torch Package	142,151	28N31	Wire Guide	223	376246-020	Use 376246-005	.
26V-25-2	Torch Package	142	29-75	Straight Nozzle	115	377941	Inlet Guide	267
26V-25PF	Torch Package	142	29N19	Busbar	223	377943	Inlet Guide	267
26V-25R	Torch Package	142,151	29N20	Adapter	223	37887	Tip	283
26V-25R-TTC	Torch Package	142,151	29N21	Nozzle	223	37888	Electrode	283
26V-50R	Torch Package	142	29N22	Extension	223	39	Insulator	65-66,69-70,73-74,77-78,81-82
26W37R	Nozzle	98-99	2-MS	Screw	39,53,85			
26W50F	Nozzle	98-100	3 INCH	Extension	236	4 INCH	Extension	236
26W50R	Nozzle	98-100	300 507	Adapter Cord	264	400-052-10	MIG Gun	58
26W50RWC	Water Cooled Nozzle	99-100	300 517	Cord Adapter	248,266	400-052-12	MIG Gun	58
26W62F	Nozzle	98-100	300M	Back Cap	133,135,143,150	400-052-15	MIG Gun	58
26W62R	Nozzle	98-100	301 259	Adapter Cord	266	400-052-20	MIG Gun	58
26W62RWC	Water Cooled Nozzle	99-100	305-45	Gooseneck	269	400-052-25	MIG Gun	58
26W75F	Nozzle	98-100	305-60	Gooseneck	269	400-10	Cable Assy	59,69,91,279
26W75R	Nozzle	98-100	3067	Contact Tip	120	400-116-10	MIG Gun	58
26W75RWC	Water Cooled Nozzle	99-100	3068	Contact Tip	120	400-116-12	MIG Gun	58
27-10A	Barrel	145	3069	Contact Tip	120	400-116-15	MIG Gun	58
27-10B	Barrel	145	3090	Contact Tip	120	400-116-20	MIG Gun	58
27-11	Lock Washer	145	3-1/2 INCH	Extension	236	400-116-25	MIG Gun	58
27-12	Boot	145	3-10	Cable Cover	134,136,138,140,146,280	400-12	Cable Assy	59,69,91,279
27-13-2	O-ring	145				400-15	Cable Assy	59,69,91,279
27-13-3	O-ring	145	3-10V	Velcro Cable Cover	134,136,138,140,146,280	400-20	Cable Assy	59,69,91
27-13A	Shaft Assy	145				400-25	Cable Assy	59,69,91
27-13B	Shaft Assy	145	3115	Contact Tip	120,123	400-3545-10	MIG Gun	58
27-19	Nylon Screw	145	3123	Contact Tip	120	400-3545-12	MIG Gun	58
27-2-4	O-ring	145	3135	Contact Tip	120	400-3545-15	MIG Gun	58
27-9B	Barrel	145	3136	Contact Tip	120	400-3545-20	MIG Gun	58
27A	Torch Body	144-145	3150	Contact Tip	120	400-3545-25	MIG Gun	58
27A-12	Torch Package	144	32	Insulator	41-43,219,	400-564-10	MIG Gun	58
27A-25	Torch Package	144			228,271,274	400-564-12	MIG Gun	58
27A-3	Torch Package	144	3-22	Cable Cover	134,136,138,140,146,280	400-564-15	MIG Gun	58
27B	Torch Body	144-145				400-564-20	MIG Gun	58
27B-12	Torch Package	144	3223	Contact Tip	120	400-564-25	MIG Gun	58
27B-25	Torch Package	144	3-22V	Velcro Cable Cover	134,136,138,140,146,280	4006	Barrel Adapter	121
27B-3	Torch Package	144				4009	Locking Nut	121
27HTI	Insulator	115	3299	Contact Tip	120	400CK	Cloth Wrap Cable, Bulk	59,69,91
27K50	M.D. Nozzle	45-46,49-50,55-56,65-66,69-70,73-74,77-78,81-82,93,121	32PAMT	Barrel w/Rack	91,93,95	400K	Cable, Bulk	59,69,91
			3300	Contact Tip	120	4010	Liner	121,257
			33366	Electrode	282	4010HDF	Liner	121,257
27K50GL	M.D. Nozzle	45-46,49-50	33367	Swirl Baffle	282	4011	O-ring	121
27K62	M.D. Nozzle	45-46,49-50,55-56,65-66,69-70,73-74,77-78,81-82,93,121	33368	Nozzle	282	401-40-38	Nozzle	268
			33369	Nozzle	282	401-42-50	Nozzle	268
			33418	Nozzle	282	401-4-38	Nozzle	268
27K62GL	M.D. Nozzle	45-46,49-50	3356	Contact Tip	120	401-4-50	Nozzle	268
27R32	Rack 32 Pitch	145	34086	Use 34086XL	.	401-4-62	Nozzle	268
27S50	H.D. Nozzle	45-46,49-50,55-56,65-66,69-70,73-74,77-78,81-82,93,121	34086XL	Electrode	281	401-4-75	Nozzle	268
			34300S332	Aux. Switch	295	401-5-62	Nozzle	268
			34300S337	Aux. Switch	295	401-5-75	Nozzle	268
27S50GL	H.D. Nozzle	45-46,49-50,55-56,65-66,69-70,73-74,77-78,81-82,93,121	3455	Contact Tip	120	401-6-50	Nozzle	268
			3456	Contact Tip	120	401-6-62	Nozzle	268
			3-48	Cable Cover	134,136,140,146,280	401-6-75	Nozzle	268
27S50WC	Water Cooled Nozzle	93	3-48V	Velcro Cable Cover	134,136,140,146,280	401-7-62	Nozzle	268
27S62	H.D. Nozzle	45-46,49-50,55-56,65-66,69-70,73-74,77-78,81-82,93,121	34A	Insulator	41,43,59,61-62,91,219,228,272-275,277	402-11	HD Shock Washer	268
			34CT	Insulator	41,59,61-62,91,219,228,273-274,277	402-3	Nozzle Retainer	269
27S62GL	H.D. Nozzle	45-46,49-50,55-56,65-66,69-70,73-74,77-78,81-82,93,121	34CT-HT	Insulator	59,62,91,274	402-4	Retainer Ring	269
			35-170-5	Nipple	39,53,85,89,97	402-6	O-ring	269
27S62WC	Water Cooled Nozzle	93	35-350-1	Connector	39,53,85	403-1-116	Contact Tip	268
27S75	H.D. Nozzle	45-46,49-50,55-56,65-66,69-70,73-74,77-78,81-82,93,121	35-40-1	O-ring	39,53,85	403-1-16	Contact Tip	268
			35-40-15	Liner	234,278	403-1-30	Contact Tip	268
27S75GL	H.D. Nozzle	45-46,49-50,55-56,65-66,69-70,73-74,77-78,81-82,93,121	35-50	Gas Diffuser	32-33,228,275	403-1-35	Contact Tip	268
			35-50LN	Gas Diffuser	229	403-1-364	Contact Tip	268
			35-60-60	Conductor Tube 60°	32-33	403-1-40	Contact Tip	268
27S75WC	Water Cooled Nozzle	93	35-80	Handle	32	403-1-45	Contact Tip	268
						403-1-52	Contact Tip	268
						403-1-564	Contact Tip	268
						403-2-116	Contact Tip	268

PROFAX PRODUCT INDEX

PART NO.	DESCRIPTION	PAGE NO.	PART NO.	DESCRIPTION	PAGE NO.	PART NO.	DESCRIPTION	PAGE NO.
403-2-23	Contact Tip	268	415-35-25	Liner	269	4420	Electrode	281
403-23	Contact Tip	268	415-564-15	Liner	269	4421	Nozzle Tip	281
403-2-30	Contact Tip	268	415-564-25	Liner	269	44215	Conduit	218
403-2-35	Contact Tip	268	41V24	Back Cap	129,137,150	44215T	Conduit	218
403-2-45	Contact Tip	268	41V29	Power Cable	135	44220	Use 4422	.
403-2-52	Contact Tip	268	41V29R	Power Cable	135,146	44225	Conduit	218
403-30	Contact Tip	268	41V29R-50	Power Cable	135	4423	Retaining Cap	281
403-3-116	Contact Tip	268	41V30	Gas Hose	135	44230	Use 4423	.
403-3-30	Contact Tip	268	41V30R	Gas Hose	135,143,146	4423R	Insulator	217
403-3-35	Contact Tip	268	41V30R-50	Gas Hose	135	44-25	Wrench	35,41,45,49,55,59,65,
403-3-40	Contact Tip	268	41V32	Water Hose	135			69,73,77,81,87,90,92,
403-3-45	Contact Tip	268	41V32R	Water Hose	135,146			94,97,102,251,253,279
403-35	Contact Tip	268	41V32R-50	Water Hose	135	4426	Electrode Extended	281
403-3-52	Contact Tip	268	41V33	Back Cap	129,137,150	4427	Nozzle Extended	281
403-45	Contact Tip	268	41V35	Back Cap	129,137,150	44315	Conduit	218
403-52	Contact Tip	268	41W30	Extension	223	44-332-15	Conduit	99,278
404	Gas Diffuser	268	41W98	Extension	223	4435	Gas Diffuser	216-217
404-1	Gas Diffuser	268	42-052-15	Use 42-116-15	.	44-3545-1	Conduit	91,93
404-13	H.D. Head	269	42-052-25	Use 42-116-25	.	44-3545-15	Conduit	59,62,65,67,69,71,
404-3	H.D. Head	269	42-116-15	Liner	41,43,45,47,49,51,			73,75,77,79,81,83,91,
405-180	Gooseneck	91,269			55,57,251,278			93,99,115,234,278
405-180HD	H.D. Gooseneck	93	42-116-25	Conduit	41,43,45,47,49,51,	44-3545-25	Conduit	59,62,65,67,69,71,
405-22	Gooseneck	91,269			55,57,253,278			73,75,77,79,81,83,
405-22HD	H.D. Gooseneck	93	4-22	Cable Cover	134,144,280			91,93,234,278
405-45	Gooseneck	91,269	42-23-15	Conduit Assy	35,37,41,43,	4450	Electrode	281
405-45HD	H.D. Gooseneck	93			45,47,49,51,55,57,	4450L	Electrode Extended	281
405-60	Gooseneck	91,269			234,251,253,278	4451	Nozzle	281
405-60HD	H.D. Gooseneck	93	4-22V	Velcro Cable Cover	134,144,280	4452	Swirl Ring	281
406488	Collet Body	149	42-3035-15	Conduit	35,37,41,43,45,47,	4453	Retaining Cap	281
407839-12	Contact Tip	147			49,51,55,57,102,	4454	Nozzle	281
407839-3	Feed Tip Tapered	147			234,251,253,278	4454L	Nozzle Extended	281
407839-6	Feed Tip Tapered	147	42-3035-25	Conduit	41,43,45,47,49,	44-564-1	Conduit	91,93
407839-8	Feed Tip Tapered	147			51,55,57,253,278	44-564-15	Conduit	59,62,69,71,75,81,
407839-9	Feed Tip Tapered	147	4235	Gas Diffuser	216-217			83,91,93,99,234,278
40MQ	Male Quick Connect	45,65,77,253	4235-116	Gas Diffuser	216	44-564-25	Conduit	59,62,69,71,75,
40V64	Power Cable	135	4235-35	Gas Diffuser	216			81,83,93,234,278
40V64R	Power Cable	135,146	42-4045-15	Conduit	35,37,41,43,45,47,	4-48	Cable Cover	134,280
40V74	Water Hose	135			49,51,55,57,234,	4-48V	Velcro Cable Cover	134,280
40V74R	Water Hose	135,146			251,253,256,278	4491	Nozzle	216-217
40V75	Gas Hose	135	42-4045-25	Conduit	41,43,45,47,49,	4492	Nozzle	216-217
40V75R	Gas Hose	135,143,146			51,55,57,253,278	44C	Set Screw	32,35,41,45,49,55,59,
40V76LR	Hose Extension	154	4268	Nozzle	120			65,69,73,77,81,87,91,
40V76R	Water Hose 12 1/2'	154	4269	Nozzle	120,123			93,95,97,99,102,121,
40V77LR	Hose	154	4270	Nozzle	120			220,251,253,259,279
40V77R	Hose 12 1/2'	154	4280	Contact Tip	216	44FCJL-116	Jump Liner	64,67
40V78LR	Power Cable	154	4281	Contact Tip	216	44N-116-15	Conduit	59,62,65,67,69,71,73,
40V78R	Power Cable	154	4282	Contact Tip	216			75,77,79,81,83,91,93,
40V82R	Gas Hose	131,145	4283	Contact Tip	216			99,234,278
40V82R-3	Gas Hose	145	4295	Nozzle	216-217	44N-3545-15	Conduit	59,62,65,67,69,71,73,
40V82RL	Gas Hose	131,145	42N-3545-15	Conduit	37,41,43,45,47,49,			75,77,79,81,83,91,
40V82RL50	Gas Hose	131			51,55,57,251,253,278			93,99,234,278
40V83R	Water Hose	131,145	4300	Slip Ring	120	44TF-116-15	Conduit	59,62,65,67,69,71,73,
40V83R-3	Water Hose	145	43115	Conduit	218			75,77,79,81,83
40V83RL	Water Hose	131,145	43115T	Conduit	218	450-10	Cable Assy	81,93
40V83RL50	Water Hose	131	43215	Conduit	218	450-12	Cable Assy	81,93
40V84R	Power Cable	131,145	43215T	Conduit	218	450-15	Cable Assy	81,93
40V84R-3	Power Cable	145	4323R	Insulator	217	450-2	Cable Assy	93
40V84RL	Power Cable	131,145	4335	Gas Diffuser	216-217	450-20	Cable Assy	81,93
40V84RL50	Power Cable	131	433JL	Jumper Link (Set)	295	450-25	Cable Assy	81,93
41	Tip Nut	115	4346	Nut	120	450-4	Cable Assy	93
4-10	Cable Cover	134,144,280	438U10	Contact	295-297	450-6	Cable Assy	93
4-100	Cable Cover	134,144,280	438U10S3	Contact	296-298	45-070	Contact Tip	120
4105	Adapter	120	438U20	Contact	295,297	450-8	Cable Assy	93
4108	Barrel	120	4391	Nozzle	216-217	450CK	Cable Assy	81
4-10V	Velcro Cable Cover	134,144,280	4392	Nozzle	216-217	45-116-1	Conduit	95
4110	Nozzle	120	4393	Nozzle	216-217	45-116-15	Conduit	87-88,95,234,278
4117	Nozzle	120	4394	Nozzle	216-217	45-116-25	Conduit	87-88,95,234,278
4118	Nozzle	120	4401	Nozzle Tip	281	45-3545-1	Conduit	95
4119	Nozzle Kit	120	4402	Electrode	281	45-3545-15	Conduit	87-88,95,234,278
41-23-15	Conduit	32-33	4403	Swirl Ring	281	45-3545-25	Conduit	87-88,95,234,278
4124	Old Style Assy	120	4404	Retaining Cap	281	45-40-15	Conduit	234,278
41-3035-15	Conduit	32-33	44115	Conduit	218	45415	Conduit	218
4137	Nozzle	120	44115T	Conduit	218	4552	Nozzle	120
4138	Assembly	120	44-116-1	Conduit	91,93	45-564-1	Conduit	95
4139	Adapter	120	44-116-15	Conduit	59,62,65,67,69,71,	45-564-15	Conduit	87-88,95,278
4147	Body	120,123			73,75,77,79,81,83,	45-564-25	Conduit	87-88,95,278
415-116-15	Liner	269			91,93,99,115,234,278	4572	Nozzle	120
415-116-2	Liner	269	44-116-25	Conduit	59,62,65,67,69,71,	4580	Tip Holder	120
415-116-25	Liner	269			73,75,77,79,81,83,	4591	Nozzle	216-217
415-35-15	Liner	269			91,93,234,278	4592	Nozzle	216-217

PROFAX PRODUCT INDEX

PART NO.	DESCRIPTION	PAGE NO.	PART NO.	DESCRIPTION	PAGE NO.	PART NO.	DESCRIPTION	PAGE NO.
45C	Set Screw	45,65,77,253	49V28	XL Gas Lens	149	53N61S	Cup	148
45H-332-1	Conduit	95	5 INCH	Extension	236	53N62	Collet	149
45H-332-15	Conduit	87-88,95,234,278	500-052-10	MIG Gun	86	53N63	Collet	149
45H-764-1	Conduit	95	500-052-12	MIG Gun	86	53N64	Collet	149
45H-764-15	Conduit	87-88,95,278	500-052-15	MIG Gun	86	53N66	Insulator	139
45IN	Insulator	91,93,95	500-052-20	MIG Gun	86	53N87	Cup	148
45ITPL	Long Int. Tube	91,93,95	500-052-25	MIG Gun	86	53N87L	Cup	148
45ITPS	Short Int. Tube	91,93,95	500-10	Cable Assy	87,95,279	53N87XL	Cup	148
45OTL	Outer Tube Long	91,93,95	500-116-10	MIG Gun	86	53N87XXL	Cup	148
45OTS	Outer Tube Short	91,93,95	500-116-12	MIG Gun	86	53N88	Cup	148
45V03	Power Cable	137,139,141	500-116-15	MIG Gun	86	53N88L	Cup	148
45V03R	Power Cable	137,139,141,146	500-116-20	MIG Gun	86	53N88XL	Cup	148
45V04	Power Cable	137,139,141	500-116-25	MIG Gun	86	53N88XXL	Cup	148
45V04R	Power Cable	137,139,141,146	500-12	Cable Assy	87,95,279	53N89	Cup	148
45V04R-50	Power Cable	137	500-15	Cable Assy	87,95,279	54A	Gas Diffuser	59,62-63,91,219,
45V07	Water Hose	137,139,141	50020	Flow Tester	53,177			228,275,277
45V07R	Water Hose	137,139,141,146	500-20	Cable Assy	87,95	54A16	Gas Diffuser	59,62,91,275,277
45V08	Water Hose	137,139,141	50020-M	Flow Tester	53,177	54AMT	400 amp Head	91
45V08R	Water Hose	137,139,141,146	500-25	Cable Assy	87,95	54AMTHD	H.D. 450 Amp Head	93
45V08R-50	Water Hose	137	500-332-10	MIG Gun	86	54C	Gas Diffuser	59,62,91,275
45V09	Gas Hose	137,139,141	500-332-12	MIG Gun	86	54N01	Insulator	133,135,143
45V09R	Gas Hose	129,133,137,	500-332-15	MIG Gun	86	54N14	Cup	148
		139,141,146	500-3545-10	MIG Gun	86	54N14L	Cup, Long	148
45V10	Gas Hose	137,139,141	500-3545-12	MIG Gun	86	54N15	Cup	148
45V10R	Gas Hose	129,133,137,	500-3545-15	MIG Gun	86	54N15L	Cup, Long	148
		139,141,146	500-3545-20	MIG Gun	86	54N16	Cup	148
45V10R-50	Gas Hose	137	500-3545-25	MIG Gun	86	54N16L	Cup, Long	148
45V11	Adapter	131,135,137,139,	500-564-10	MIG Gun	86	54N17	Cup	148
		141,145-146,150	500-564-12	MIG Gun	86	54N17L	Cup, Long	148
45V116	XL Gas Lens	149	500-564-15	MIG Gun	86	54N18	Cup	148
45V116S	XL Stubby G/L	149	500-564-20	MIG Gun	86	54N19	Cup	148
45V24	Gas Lens	149	500-564-25	MIG Gun	86	54N20	Collet	149
45V25	Gas Lens	149	500-764-10	MIG Gun	86	54N63	Insulator	133,135,143
45V26	Gas Lens	149	500-764-12	MIG Gun	86	54N63-20	Insulator	129,137,141
45V27	Gas Lens	149	500-764-15	MIG Gun	86	54P	Use 54C	.
45V28	Gas Lens	149	500CK	Cloth Wrap Cable, Bulk	87,95	54TAMT	Gooseneck-Head	91,93,95
45V29	Gas Lens	149	500K	Cable, Bulk	279	54V66	Screen 250 Mesh	149
45V41	Gas Lens	149	505-180	Gooseneck	269	54V67	Screen 100 Mesh	149
45V42	Gas Lens	149	505-22	Gooseneck	95,269	55	Gas Diffuser	87-88,95,228,275
45V43	Gas Lens	149	505-45	Gooseneck	95,269	5520A	Air Line Filter	280
45V44	Gas Lens	149	505-60	Gooseneck	95,269	5524	Air Line Regulator	280
45V45	Gas Lens	149	51	Gas Diffuser	35-36,275	55AMT	500 amp Head	95
45V62	Adapter	143,150	5109	Red Liner	123	55AMT-B	Adapter	94
45V63	XL Gas Lens	149	511-0001	Idler Roll	221	55H	Gas Diffuser	87-88,95,228,275
45V63R	XL Gas Lens Kit	149	511-0016	Drive Roll	221	55SW	Gas Diffuser	87-88,95,228,275
45V64	XL Gas Lens	149	511-0101	Drive Roll	221	56W	Gas Diffuser	99-100
45V64S	XL Stubby G/L	149	51-23	Gas Diffuser	35-36,275	56Y38R	Power Cable	139
4600	Gooseneck-Straight	121	51-3/8-24	Gas Diffuser	40,275	56Y44	Back Cap	131,150
4600M	Gooseneck-Straight	257	5133	Green Liner	123	56Y45	Back Cap	131,150
4635	Gas Diffuser	216-217	5134	White Liner	123	56Y97R	Power Cable	139
4635-116	Gas Diffuser	217	516-24	Screw	35,102,251	57HD	H.D. Gas Diffuser	55,69-70,81-82,
4638	New Style Assy	120	52	Gas Diffuser	41-43,219,			93,121,219-220,257
4640	Adapter Sleeve	120,123			228,271,275	57HD-LG	Liner Gauge	44-45,48-49,54-55,
4641	Spacer	120,123	52-23	Gas Diffuser	41,43,228,275			64-65,68-69,72-73,
4645	Gooseneck 45°	121	52FN	Gas Diffuser	41,43,219,228,275			76-77,80-81,256
4645M	Gooseneck 45°	257	52FNM10	Gas Diffuser	35,275	57N45	Collet	149
4675	Assembly-Straight	121	52HD	Gas Diffuser	49	57N46	Collet	149
4675M	Gooseneck	257	52M10	Gas Diffuser	35,275	57N47	Collet	149
4676	Gooseneck	121	530-8026B	Contacto	242,296-297	57N48	Collet	149
4676M	Gooseneck	257	533JL	Jumper Link (Set)	295	57N49	Collet	149
46C	Cap Screw	45,65,77,253	533U10	Contacto	295-298	57N50	Collet	149
46V28-2	2 PC. Power Cable	143	533U20	Contacto	242,295-297	57N51	Collet	149
46V28PF	1 pc. Power Cable	143	533U20S6	Contacto	296-297	57N56	Gasket	145
46V28R	Power Cable	143,151	533U30	Contacto	295	57N74	Cup	148
46V30-2	2 PC. Power Cable	143	53CT	Gas Diffuser	65,69,81	57N74L	Cup	148
46V30PF	1 pc. Power Cable	143	53N04	Wire Tie	135,137,139,141,146	57N74XL	Cup	148
46V30R	Power Cable	143,151	53N100	Cup	148	57N74XXXL	Cup	148
46V30R-50	Power Cable	143	53N14	Collet	149	57N75	Cup	148
48 Inch	48" Extension	236	53N15	Collet	149	57N75L	Cup	148
4925	Flexible Barrel	120	53N150	Alumina Cup 1-1/2"	148	57N75XL	Cup	148
4925HD	H.D. Flex Barrel	121	53N16	Collet	149	57N75XXXL	Cup	148
4925M	H.D. Flex Barrel	257	53N17	Collet Body	149	57Y01-2	2 PC. Power Cable	129,133
4975	H.D. Flex Barrel	121	53N18	Collet Body	149	57Y01PF	Pro Flex Power Cable	129,133
4975M	H.D. Flex Barrel	257	53N19	Collet Body	149	57Y01R	Power Cable	129,133,151
49V22	XL Gas Lens	149	53N22	Cup Gasket	139	57Y02	Back Cap	133,135,143,150
49V23	XL Gas Lens	149	53N43	Adapter	139,150	57Y03-2	2 PC. Power Cable	129,133
49V24	XL Gas Lens	149	53N58	Cup	148	57Y03PF	Pro Flex Power Cable	129,133
49V25	XL Gas Lens	149	53N59	Cup	148	57Y03R	Power Cable	129,133,151
49V26	XL Gas Lens	149	53N60	Cup	148	57Y03R-50	Power Cable	133
49V27	XL Gas Lens	149	53N61	Cup	148	57Y04	Back Cap	133,135,143,150

PROFAX PRODUCT INDEX

PART NO.	DESCRIPTION	PAGE NO.	PART NO.	DESCRIPTION	PAGE NO.	PART NO.	DESCRIPTION	PAGE NO.
58	Gas Diffuser	115	621-0392	Contact Tip	220	64A-4EX	Extension 4"	63,277
598721	Nozzle	222	621-0393	Contact Tip	220	64A60	Conductor Tube	59,62,276
598739	Nozzle	222	621-0394	Contact Tip	220	64A60-3RJ	Conductor Tube	59,62,276
598882	Cup Gasket	129,137,141	621-0424	Tip Extension	220	64A60-9HDJ	Conductor Tube	81,83
6 INCH	Extension	236	621-57HD	Adapter w/Insulator	220	64A60-9J	Conductor Tube	59
6000B	Use 6000BCK	.	623U20	Contact	296-297	64A60BJ	Conductor Tube	217
6000BCK	PC Board	124	6271	Relay	124-125	64A60J	Conductor Tube	59,62,276
600-12	Hose Cable Assy.	99	6275	Relay	124	64A60TJ	Conductor Tube	69,71
600-15	Hose Cable Assy.	99	62A180	Conductor Tube	41,43,276	64A-6EX	Extension 6"	63,277
600218	Drive Roll	223	62A180BJ	Conductor Tube	217	64A80	Conductor Tube	59,62,276
600219	Drive Roll	223	62A180J	Conductor Tube	41,43,276	64A80BJ	Conductor Tube	217
60031801-1	AMT Torch Holder	91	62A30BJ	Conductor Tube	217	64A80J	Conductor Tube	59,62,276
60080	Use 020189-1	.	62A45	Conductor Tube	41,43,276	64A-8EX	Extension 8"	63,277
6010	Resistor	124	62A45-9J	Conductor Tube	41	64AMT-174	Body w/Plug	90
6011	Varistor Assy	125	62A45BJ	Conductor Tube	217	64AMTN	Body w/Nipple	90
601-12	Outer Cover Assy.	99	62A45J	Conductor Tube	41,43,276	64CV180-9J	Conductor Tube	81
601-15	Outer Cover Assy.	99	62A60	Conductor Tube	41,43,276	64CV180J	Conductor Tube	69
6013	Resistor	124	62A60BJ	Conductor Tube	217	64CV30-9J	Conductor Tube	81
60-180HD	Heavy Duty Gooseneck	73,75	62A60J	Conductor Tube	41,43,276	64CV30J	Conductor Tube	69
601879	Nut	258	62A80	Conductor Tube	41,43,276	64CV45-9J	Conductor Tube	81
602-12	Power Cable Assy.	99	62A80BJ	Conductor Tube	217	64CV45J	Conductor Tube	69
602-15	Power Cable Assy.	99	62A80J	Conductor Tube	41	64CV60-9J	Conductor Tube	81
602EQ-12	Power Cable Assy.	99	62FC180HD	Conductor Tube	45,47	64CV60J	Conductor Tube	69
602EQ-15	Power Cable Assy.	99	62FC30HD	Conductor Tube	45,47	64FC180HD	Conductor Tube	65,67
60-30HD	Heavy Duty Gooseneck	73,75	62FC45HD	Conductor Tube	45,47	64FC180HDL	Conductor Tube	67
603-12	Conduit Assy.	99	62FC60HD	Conductor Tube	45,47	64FC30HD	Conductor Tube	65,67
603-15	Conduit Assy.	99	62N	Nipple	35,39,41,43,45,49,51,	64FC30HDL	Conductor Tube	67
604-12	Hose Assy.	99			53,55,65,85,102,251,	64FC45HD	Conductor Tube	65,67
604-15	Hose Assy.	99			253,276,279	64FC45HDL	Conductor Tube	67
604523	Plug	267	6314	Bridge Rectifier	124-125	64FC60HD	Conductor Tube	65,67
60-45HD	Heavy Duty Gooseneck	73,75	63140229	Nut	223	64FC60HDL	Conductor Tube	67
604612	Screw	257	63-180	Conductor Tube	276	64ITNL	Internal Tube Long	91,93
605-12	Switch Assy.	99	63-180HDJ	Conductor Tube	49,51	64ITNS	Internal Tube Short	91,93
605-15	Switch Assy.	99	63-180J	Conductor Tube	276	64M45	Gooseneck	253
605797	Plug	262,267	632793	Contact Tip	222	64N	Nipple	59,62,65,69,71,73,
605855	Use 533U20	.	632795	Contact Tip	222			77,81,83,91,
605960	Rheostat	259	632797	Contact Tip	222			93,276,279
606	Hose Assy.	99	63-30HDJ	Conductor Tube	49,51	64SAMT-174	Short Body w/Plug	90
60-60HD	Heavy Duty Gooseneck	73,75	633110	Contact Tip	222	64SAMTN	Short Body w/Nipple	90
608W	Block Assy.	99	633JL	Jumper Link (Set)	295	65-180	Conductor Tube	87-88,276
60FC180	Conductor Tube	65	633U10	Contact	295-298	65-180J	Conductor Tube	87-88,276
60FC30	Conductor Tube	65	633U10S3	Contact	296-297	65-22J	Conductor Tube	87-88,276
60FC45	Conductor Tube	65	633U20	Contact	295-298	65-45	Conductor Tube	87-88,276
60FC60	Conductor Tube	65	633U30	Contact	295	65-45J	Conductor Tube	87-88,276
6100	Fuse Holder	124-125	63-45	Conductor Tube	276	65-60	Conductor Tube	87-88,276
6101	Fuse	124-125	63-45HDJ	Conductor Tube	49,51	65-60-3R	Conductor Tube	87-88,276
6102	Fuse	124	63-45J	Conductor Tube	276	65-60-3RJ	Conductor Tube	87-88,276
6104	Sensor Lead	124	63-60	Conductor Tube	276	65-60J	Conductor Tube	87-88,276
615-0007	Conduit	234	63-60HDJ	Conductor Tube	49,51	65-80	Conductor Tube	87-88,276
615-0008	Conduit	234	63-60J	Conductor Tube	276	65-80J	Conductor Tube	88
615-0055	Liner	221	636476	Power Cable	223	65AMT-175	Body w/Plug	94
615-0058	Liner	221	63-80	Conductor Tube	276	65AMTN	Body w/Nipple	94
615-0068	Conduit	234	639526	Use 123U20	.	65ITNL	Internal Tube Long	95
615-0316	Liner	221	6416	Transformer	124-125	65ITNS	Internal Tube Short	95
615-0337	Liner	221	6427	Contact	259,295-298	65MAMT-175	Miniature Body	94-95
615-0601-15	Conduit	221	6428	Contact	124-125,295-296,298	65N	Nipple	87-88,95,276,279
615-0601-25	Conduit	221	6428FS	Flash Suppressor	124-125	65SAMT-175	Short Body w/Plug	94
615-0601-50	Conduit	221	6429	Contact	235,259,295-297	65SAMTN	500 Amp Body w/Nipple	94
615-0620-15	Conduit 15' Teflon	221	6430	Contact	296-297	66-180HD	Gooseneck	55,57
615-0620-25	Conduit 25' Teflon	221	6431	Contact	267,295-298	66-30HD	Gooseneck	55,57
615-0620-50	Conduit 50' Teflon	221	6431CK	Contact	295	66-45HD	Gooseneck	55,57
6182	Cable	124-125	6458	Receptacle	124	66-60HD	Gooseneck	55,57
6183	Cable	124-125	6459	Plug	123	66F	Female Quick Connect	99
6185	Line Cord	124-125	6461	Receptacle	125	66M	Male Quick Connect	99
61N26	Nozzle	222	64A180	Conductor Tube	59,62,276	66SW	Shock Washer	45,55-56
61N37	Contact Tip	222	64A180-9HDJ	Conductor Tube	81,83	66W180	Gooseneck	99
61N39	Contact Tip	222	64A180BJ	Conductor Tube	217	66W50	Gooseneck	99
61N40	Contact Tip	222	64A180J	Conductor Tube	59,62,276	66W50S	Gooseneck	99
621-0001	Contact Tip	220	64A180TJ	Conductor Tube	69,71	672162	Use 533U20S6	.
621-0003	Contact Tip	220	64A30	Conductor Tube	59,62,276	672669	Use 533U20	.
621-0017	Extension	220	64A30BJ	Conductor Tube	217	673312	Use 633U20	.
621-0163	Contact Tip	220	64A30J	Conductor Tube	59,62,276	673458	Use 533U20	.
621-0164	Contact Tip	220	64A30TJ	Conductor Tube	69,71	673502	Use 730U20	.
621-0166	Contact Tip	220	64A45	Conductor Tube	59,62,276	678069	Use 533U20	.
621-0248	Gas Cup	220	64A45-4R-9HDJ	Conductor Tube	81,83	678122	Use 533U20	.
621-0249	Gas Cup	220	64A45-9HDJ	Conductor Tube	81,83	67FC180HD	Gooseneck	77,79
621-0250	Gas Cup	220	64A45-9J	Conductor Tube	59	67FC180HDL	Gooseneck	79
621-0327	Contact Tip	220	64A45BJ	Conductor Tube	217	67FC30HD	Gooseneck	77,79
621-0390	Contact Tip	220	64A45J	Conductor Tube	59,62,276	67FC30HDL	Gooseneck	79
621-0391	Contact Tip	220	64A45TJ	Conductor Tube	69,71	67FC45HD	Gooseneck	77,79

PROFAX PRODUCT INDEX

PART NO.	DESCRIPTION	PAGE NO.	PART NO.	DESCRIPTION	PAGE NO.	PART NO.	DESCRIPTION	PAGE NO.
67FC45HDL	Gooseneck	79	8-4007	Tip Wrench	292	91L	Locking Trigger Housing	55,73
67FC60HD	Gooseneck	77,79	8-4025	Lubricant	294	92	Switch Assy	35,41,49,59,69,
67FC60HDL	Gooseneck	79	8-4259	Use 9-6006	.	.		81,102,251,279
6TAK-1	Adapter Assy	97	845HD	Handle	81	9219	Plug	245
6TAK-351	Adapter Kit	97	84A	Handle	279	9226	Potentiometer (T10812-40)	244
6TAK-35-L23	Adapter Kit	96	84C	Handle	59	9242	Adapter	266
6TAK-35-MS	Adapter Kit	96	84HD	Handle	69	9243	Adapter	266
6TLAK-1	Adapter Assy	97	84W87	O-ring	282	9245	Extension Cord	184,262
6TLAK-351	Adapter Kit	97	85	Handle	87,279	9246	Extension Cord	184,262
6TLAK7-35	Adapter Kit	96	8-5143	Use 438U10	.	9247	Extension Cord	184,262
6TLAK7-35-LS	Adapter Kit	96	8-5525	O-ring	291-292	9248	Extension Cord	184,262
6TMSAK-35	Adapter Kit	96	8-5526	Crown Cup	291	9249	Extension Cord	184,262
7004	Terminal Strip	124-125	85W49	O-Ring	282	9250	PC Board	125
7008	Terminal Strip	124	85W50	O-ring	131,150	9252	PC Board	123
7014	Bus Bar	125	85W51	O-ring	282	9-25-2	Torch Package	128
7014A	Bus Bar	124	85WP13	Handle	131,150	9-25PF	Torch Package	128
7014B	Bus Cable	124	85Z14	Collet	149	9-25R	Torch Package	128
7014C	Bus Bar	125	85Z15	Collet	149	9-25R-LINC	TIG Torch Packages	245
7026	Strain Relief	124-125	85Z16	Collet	149	9260	Terminal Strip Insulator	123
7083	Bushing	197	85Z17	Collet	149	9-2863	O-ring	294
71	Neoprene Ins.	35	85Z18	Collet	149	9293	TIG Arc Start Switch	157
7-1/2 INCH	Extension	236	85Z19	Collet	149	9294	TIG Arc Start Switch	157
7222	Potentiometer	244,262	8-6512	Gasket	294	9-2956	O-ring	294
7279	Bushing	197	8-6514	End Piece	294	92C	Switch Kit	35,41,49,59,69,
7-2850	Coolant	280	8-6515	End Cap	294	.		81,102,251,279
7-2850-55	Coolant	280	8-6569	Gas Distributor	294	92L	Locking Trigger	41,49,59,69
7-2851	Coolant	280	8-6571	Liner	294	9307	Adapter	158,244-245,248
7-2851-55	Plasma Coolant	280	8-6572	Tip	294	931-0135	Liner	221
7289	Bushing	197	8-6575	Tip	294	931-0137	Liner Package	221
7290	Guide	197	8-6578	Electrode	294	9315	Cord	158,244-245,249
7291	Guide	197	8-6580	Tip	294	9316	Cord	158,244-245,249
7292	Guide	197	8-6581	Outer Insulator	294	9317	Cord	158,244-245,249
7293	Guide	197	8-6582	Tip	294	9318	Cord	158,244-245,249
7296	Guide	197	8-6615	Electrode Holder	294	9319	Cord	158,262-263,265
7297	Guide	197	8-6629	Tip	294	9324	Cord	265
72A	Neoprene Ins.	41,279	86W	Handle	99	9327	Tension Nut	244,262
7300	Gauge	174-175	87	Handle w/Screws	45	9340	Pinion Gear	245,263
7301	Gauge	174-175	870133	Use 6431	.	9341	Rubber Base Pad	245,263
7302	Gauge	174	870202	Use 6431	.	9342	Screw	245,263
7303	Sight Tube Kit	174	87-25M	Handle	253	9343	Micro Switch	245,263
7304	Sight Tube Kit	174	8-7500	Shield Cup	292-293	9344	Screw	245,263
730-8025B	Contact	242,296-297	8-7501	Gas Distributor	292-293	9345	#6-32 X .1875 Screw	245,263
730-8029B	Contact	242,296-297	8-7502	Electrode	292-293	9346	Nylon Bearing	245,263
730U10	Contact	295-298	8-7503	Tip Cutting	292-293	9347	Screw	245,263
730U20	Contact	295-298	8-7504	Tip Cutting	293	9348	Rubber Bumper Pad	245,263
7488	Contact Tip	216	8-7505	Tip Cutting	293	9349	Rubber Foot Pad	245,263
7489	Contact Tip	216	8-7506	Tip Gouging	292-293	9350	Mount Bracket	245,263
7490	Contact Tip	216	8-7508	Gas Distributor, Gouging	292-293	9351	Spacer Nut	245,263
7491	Contact Tip	216	87-S	Support Spring	45,65,253	9352	Cable Clamp	245,263
7492	Contact Tip	216	88	Handle w/Screws	65	9353	Top Cover	245,263
7493	Contact Tip	216	89	FC-450 Handle w/Screws	77	9354	Screw	245,263
7496	Contact Tip	216	89-S	Support Spring	77	9355	Insulation	245,263
7497	Contact Tip	216	89WMP	MIG Pliers	35,73,85,177	9356	Inner Plate	245,263
7498	Contact Tip	216	9	Torch Body	128-129	9357	Pivot Rod Assembly	245,263
74A	Neoprene Ins.	59,279	9 INCH	Extension	236	9358	Potentiometer Bracket	245
75	Neoprene Ins.	87,279	9044	Relay	125	9359	Nameplate	263
800119	Enclosure	125	9052	Drive Roll	223	9360	Nameplate LFC-870	245
800121	Cord w/Plug	125	9053	Drive Roll	223	9361	Spring For Foot Control	245,263
800122	Locknut	125	9054	Drive Roll	223	9362	Base	245,263
800123	Cord w/Receptacle	125	9055	Drive Roll	223	9363	Spur Gear Lever	245,263
8004	Decal	124-125	9056	Drive Roll	223	9364	Cord	263
8008	Decal	124	9057	Drive Roll	223	9365	25' Cord For LFC-870	245
80SP	Handle Red	73	9058	Drive Roll	223	9366	Screw	245,263
81003	Inlet Liner	147,191	9059	Drive Roll	223	9367	Warning Label	245,263
81004	Inlet Liner	193	9060	Drive Roll	223	9368	Potentiometer For LFC-870	245
81005	Inlet Liner	195	9061	Drive Roll	223	9369	Potentiometer For MFC-14	263
8-1373	Use 438U10	.	9062	Drive Roll	223	9370	Warning Label	245,263
82	Handle	279	9063	Drive Roll	223	9371	Capacitor (LFC-870)	245,263
8-2152	Shield Cup	291	90T	Trigger Leads	55,73	9372	Heat Shrink 1 5/16 - 1 3/4	245,263
82C	Handle	41	91	Trigger Housing	55,73	9375	TIG Arc Start Switch	157
82HD	Handle	49	9-1028	Use 438U10S3	.	9376	TIG Arc Start Switch	157
82HDSP	H/D Red Handle SPHD250	55	9-1038	Use 438U10	.	937U10S3	Contact	296-297
8300	High Pressure Gauge	174-175	9-1067	Use 533U10	.	937U20	Contact	295-297
8325A	Base	125	9-12-2	Torch Package	128	9394-100	Cord	244
8328A	Cover	124-125	9-1244	Use 730U20	.	9394-25	Cord	244
8329A	Base	124	9-12PF	Torch Package	128	9394-50	Cord	244
8331A	Base	125	9-12R	Torch Package	128	9394-75	Cord	244
8333A	Cover	124	9-12R-LINC	TIG Torch Packages	245	9-4	Insert	129,137
8334A	Base	124	9-1827	Electrode	294	9429	Receptacle	249
8336A	Base	125	9188	Receptacle	125	9431	Receptacle	249

PROFAX PRODUCT INDEX								
PART NO.	DESCRIPTION	PAGE NO.	PART NO.	DESCRIPTION	PAGE NO.	PART NO.	DESCRIPTION	PAGE NO.
9-4476	Tip	2100	9-6099	Tip	290	9F-12-2	Torch Package	128
9450	Cord	264	9635-8 1/4	Liner	120	9F-12PF	Torch Package	128
9451	Cord	264	9-6500	Tip	290-291	9F-12R	Torch Package	128
9452	Cord	264	9-6501	Tip	290-291,293	9F-12R-LINC	TIG Torch Packages	245
9453	Cord	264	9-6502	Tip	291	9F-25-2	Torch Package	128
9454	Cord	264	9-6503	Shield Cup	290-291	9F-25PF	Torch Package	128
9462	Cord	264	9-6506	Electrode	290-291,293	9F-25R	Torch Package	128
9463	Cord	264	9-6507	Gas Distributor	290-291,293	9F-25R-LINC	TIG Torch Packages	245
9464	Cord	264	9666	TIG Arc Start Switch	156	9FV	Torch Body	128-129
9465	Cord	264	9667	TIG Arc Start Switch	156	9FV-12-2	Torch Package	128
9466	Cord	264	9676	TIG Arc Start Switch	156	9FV-12PF	Torch Package	128
9467	Cord	264	9677	TIG Arc Start Switch	156	9FV-12R	Torch Package	128,151
9468	Cord	264	9680	Extension Cord	158,245	9FV-12R-TTC	Torch Package	128,151
9469	Cord	264	9681	Extension Cord	158,245	9FV-25-2	Torch Package	128
9470	Cord	264	9682	Extension Cord	158,245	9FV-25PF	Torch Package	128
9471	Cord	264	9683	Extension Cord	158,245	9FV-25R	Torch Package	128,151
9472	Cord	264	9688	Extension Cord	158,263	9FV-25R-TTC	Torch Package	128,151
9473	Cord	264	9689	Extension Cord	158,263	9FV-50R	Torch Package	128
9474	Cord	264	9690	Extension Cord	158,263	9P	Torch Body	128-129
948317	O-Ring	282	9691	Extension Cord	158,263	9P-12-2	Torch Package	128
9491	TIG Pen Liner .052	147	9694	TIG Arc Start Switch	157	9P-12R	Torch Package	128
94C	Switch Kit	87,279	9696	TIG Arc Start Switch	157	9P-25-2	Torch Package	128
94L	Locking Trigger	87	9698	TIG Arc Start Switch	157	9P-25R	Torch Package	128
94R	Switch Assy	87,279	9699	TIG Arc Start Switch	157	9V	Torch Body	128-129
950368	Use 533U20	.	96S	Switch	99	9V-12-2	Torch Package	128
950790	O-ring	282	96T	Trigger	99	9V-12PF	Torch Package	128
9516	Cord	249	9703	Off/On Start Switch	156	9V-12R	Torch Package	128,151
9517	Cord	249	9704	Off/On Start Switch	156	9V-12R-TTC	Torch Package	128,151
9518	Cord	249	9705	Off/On Start Switch	156	9V-25-2	Torch Package	128
9519	Cord	249	9706	Off/On Start Switch	156	9V-25PF	Torch Package	128
9520	Cord	249	9707	Off/On Start Switch	157	9V-25R	Torch Package	128,151
9521	Cord	249	9708	Off/On Start Switch	157	9V-25R-TTC	Torch Package	128,151
9522	Cord	249	9709	Off/On Start Switch	157	A-14-24	Screw	97
9523	Cord	249	9710	Off/On Start Switch	157	A-1946	Guide	197
9524	Cord	249	9711	Off/On Start Switch	157	A-1950	Slide	197
9525	Cord	249	9713	Off/On Start Switch	157	A-1951	Plate, Slide	197
9526	Cord	249	9715	Off/On Start Switch	157	A-1952	Spring	197
9527	Cord	249	9733-100	100' Cord	265	A-1986	Kit	197
9531-10	10' Cord	246	9733-25	25' Cord	265	A-2089	Use QCM Connector	.
9531-100	100' Cord	246	9733-50	50' Cord	265	A-532-24	Screw	35,39,41,45,49,53,
9531-25	25' Cord	246	9733-75	75' Cord	265			55,59,65,69,73,77,
9531-50	50' Cord	246	9735-100	100' Cord	265			81,85,87,91,93,95,
9531-75	75' Cord	246	9735-25	25' Cord	265			102,251,253,279
9536	Cord	264	9735-50	50' Cord	265	A53N23	Cup	148
9537	Cord	264	9735-75	75' Cord	265	A53N24	Cup	148
9538	Cord	264	9-7726	Tip	292-293	A53N25	Cup	148
9539	Cord	264	9-7728	Tip	293	A53N27	Cup	148
9540	Cord	264	9774-10	10' Cord	265	A796F70	Cup	148
9-5522	Switch	292	9774-100	100' Cord	265	A796F71	Cup	148
9-5524	Use 5524	.	9774-25	25' Cord	265	A796F72	Cup	148
9-5586	Use 438U10	.	9774-50	50' Cord	265	A796F73	Cup	148
9-5617	Shield Cup	292	9774-75	75' Cord	265	A796F74	Cup	148
9-5618	Tip	292	9774-80	80' Cord	265	A796F75	Cup	148
9-5619	Electrode	292	97T	Trigger Assembly	45,65,77	A796F76	Cup	148
9-5620	Electrode Wrench	292	9806	Off/On Start Switch	157	A796F77	Cup	148
9-5630	Shield Cup	291	9813	Potentiometer	262	A796F79	Cup	148
9-5631	Tip	291	9814	Knob	244,262	AEC 1000HOB	Hobart Adapter	104,106
9-5633	Electrode	291	9817	Strain Relief	125	AEC 1000MLR	Miller® Adapter	106
9-5694	Crown Shield Cup	292	9-8400	Cup	292	AEC 1001MLR	Adapter	104
9-5702	Tip	292	9-8401	Gas Distributor	292	AEC 200	1# Spool Gun	116,118-119
9-5707	Tip	292	9-8406	Tip	293	AEC 200-1	Control Box	118,124
9-5708	Tip	292	9-8411	Tip	292	AEC 200-1P	Control Box	118,124
9-5720	Electrode	291	9-8412	Tip	292	AEC 200-2	Control Box	124
9-5746	Tip	294	9-8415	Stand-Off	292	AEC 200-36	Spool Gun	116,118
9-5749	Electrode	294	98W18	O-ring	133,135,143,150	AEC 200-36L	Spool Gun	116,118-119
9-5751	Tip	294	98W77	O-ring	129,133,135,137,	AEC 200-36P	Spool Gun	118
9-5760	Electrode, O2	294			139,143,150	AEC 200-3A	Control Box	118-119,124
9577-100	100' Cord	265	995795	XL Gas Lens	149	AEC 200-4	Spool Gun	117-119
9577-25	25' Cord	265	995795S	XL Stubby G/L	149	AEC 200-4C	Control Box	117-119,125
9577-50	50' Cord	265	9962	Use 9962-1 Or 9962-D		AEC 200-4DM	Spool Gun	116,118-119,187,189
9577-75	75' Cord	265	996994	Contact Tip	222	AEC 200-4DMX	Spool Gun	118
9578-100	100' Cord	265	996995	Contact Tip	222	AEC 200-64	Spool Gun	116,118-119
9578-25	25' Cord	265	996996	Contact Tip	222	AEC 200-64P	Spool Gun	118
9578-50	50' Cord	265	996997	Contact Tip	222	AEC 200-C	Contact Box	118-119,125
9578-75	75' Cord	265	996998	Contact Tip	222	AEC 200-LVC	Contact Box	118-119,125
9-5807	Hand Torch	290-291	996999	Contact Tip	222	AEC 550	Subarc	112-113
9-6001	Tip	291	999398	Tip Nut	223	AEC 550HD	Subarc	113
9-6003	Shield Cup	290-291,293	999452	Adapter	222	AEC-200-5CDM	Control Box, Solid State,	
9-6006	Electrode	290-291	999742	Contact Tip	222		Miller® 14 Pin	116,119,125
9-6007	Gas Distributor	290-291	9F	Torch Body	128-129	AEC-3000	Torch Assy	162-163

PROFAX PRODUCT INDEX

PART NO.	DESCRIPTION	PAGE NO.	PART NO.	DESCRIPTION	PAGE NO.	PART NO.	DESCRIPTION	PAGE NO.
AEC-3000-045CF	Torch Assy	162	AEC-523	Swivel Nut	167,169,171	AMT500-564-2	AMT Gun	94
AEC-3000-1	Torch Assy	162-163	AEC-526	Swivel Spring	167,169,171	AMT500-564-20	AMT Gun	94
AEC-3000-1-045CF	Torch Assy	162	AEC-527	Swivel Bushing	167,169,171	AMT500-564-25	AMT Gun	94
AEC-3000-12-1	Torch Assy	162	AEC-544	Lower Body	171	AMT500-564-4	AMT Gun	94
AEC-3000-12-1-045CF	Torch Assy	162	AEC-5500	Torch Assy	170	AMT500-564-6	AMT Gun	94
AEC-3001	Torch	162	AEC-5500-045CF	Torch Assy	170	AMT500-564-8	AMT Gun	94
AEC-302	Cable Assy	163,165	AEC-5500-1	Torch Assy	170	AMT500-764-10	AMT Gun	94
AEC-302-1	Cable Assy	163,165,167	AEC-5500-1-045CF	Torch Assy	170	AMT500-764-12	AMT Gun	94
AEC-3-028	Male Connector	163,165	AEC-5500-12-1	Torch Assy	170	AMT500-764-15	AMT Gun	94
AEC-3-029	Female Connector	163,165,167	AEC-5500-12-1-045CF	Torch Assy	170	AMT500-764-2	AMT Gun	94
AEC-303	Insulator Assy	163,169	AEC-5501	Torch	170	AMT500-764-4	AMT Gun	94
AEC-304	Lower Body	163,169	AK-1	Kit For 9	155	AMT500-764-6	AMT Gun	94
AEC-3-040	Hose Extension	163,165,167,169,171	AK-2	Kit For 17	155,182-183,245	AMT500-764-8	AMT Gun	94
AEC-3-041-TW	Cable Extension	163,165,167,169,171	AK-3	Kit For 18 & 26	155	AMTLN400-116-10	AMT Gun Lincoln®	91
AEC-3-042	Cable Extension	163,165,167,169,171	AK-353	Gas Hose	97	AMTLN400-116-12	AMT Gun Lincoln®	91
AEC-3-045CF	Insulation Kit	163,165,167,169,171	AK-353-2	Nipple Adapter	97	AMTLN400-116-15	AMT Gun Lincoln®	91
AEC-305	Head	163,165,167	AK-353-2A	Clamp	39,53,85,89,97	AMTLN400-116-2	AMT Gun Lincoln®	91
AEC-305F	Flat Head	163,165,167	AK-354	Control Cord	39,53,85,89,97	AMTLN400-116-20	AMT Gun Lincoln®	91
AEC-307	Upper Arm	163,169	AK-354-TA	Control Plug	97	AMTLN400-116-25	AMT Gun Lincoln®	91
AEC-308	Lever w/Screws	163,169	AK-4	Kit For 20	155	AMTLN400-116-4	AMT Gun Lincoln®	91
AEC-309	Spring Assy	163,169	AK-5	Kit For 24	155	AMTLN400-116-6	AMT Gun Lincoln®	91
AEC-311	Boot	163,165,167	AK-5W	Kit For 24W	155	AMTLN400-116-8	AMT Gun Lincoln®	91
AEC-312	Insulator Block	163,165,167,169,171	AL187	3/16" Hex Wrench	45,65,77,253	AMTLN400-3545-10	AMT Gun Lincoln®	91
AEC-312-1	Cable Assy	163,165,167	AL-300-25	Wrench	41,49,55,59,69,73,81,87,90,92,94,279	AMTLN400-3545-12	AMT Gun Lincoln®	91
AEC-316-1R	O-ring	163,165,167,169,171	AL-300-532	Wrench	35,102,251	AMTLN400-3545-15	AMT Gun Lincoln®	91
AEC-316R	Spool Assy	163,165,167,169,171	AMT400-116-10	AMT Gun	90	AMTLN400-3545-2	AMT Gun Lincoln®	91
AEC-316T	O-ring Repair Tool	163,165,167,169,171	AMT400-116-12	AMT Gun	90	AMTLN400-3545-20	AMT Gun Lincoln®	91
AEC-321	Swivel Assy	163,165,167	AMT400-116-15	AMT Gun	90	AMTLN400-3545-25	AMT Gun Lincoln®	91
AEC-322	Swivel Stem	163,165,167	AMT400-116-2	AMT Gun	90	AMTLN400-3545-4	AMT Gun Lincoln®	91
AEC-323	Swivel Nut	163,165,167	AMT400-116-6	AMT Gun	90	AMTLN400-3545-6	AMT Gun Lincoln®	91
AEC-326	Swivel Spring	163,165,167	AMT400-116-8	AMT Gun	90	AMTLN400-3545-8	AMT Gun Lincoln®	91
AEC-327	Swivel Bushing	163,165,167	AMT400-3545-10	AMT Gun	90	AMTLN400-52-25	AMT Gun Lincoln®	91
AEC-350	Handle	163,169	AMT400-3545-12	AMT Gun	90	AMTLN400-564-10	AMT Gun Lincoln®	91
AEC-3500	Torch Assy	164	AMT400-3545-15	AMT Gun	90	AMTLN400-564-12	AMT Gun Lincoln®	91
AEC-3500-1	Torch Assy	164	AMT400-3545-2	AMT Gun	90	AMTLN400-564-15	AMT Gun Lincoln®	91
AEC-3500-12-1	Torch Assy	164	AMT400-3545-20	AMT Gun	90	AMTLN400-564-2	AMT Gun Lincoln®	91
AEC-3501	Torch	164	AMT400-3545-25	AMT Gun	90	AMTLN400-564-20	AMT Gun Lincoln®	91
AEC-354	Lower Body	165	AMT400-3545-4	AMT Gun	90	AMTLN400-564-4	AMT Gun Lincoln®	91
AEC-375	Handle	165,171	AMT400-3545-6	AMT Gun	90	AMTLN400-564-6	AMT Gun Lincoln®	91
AEC-40	Adapter	167	AMT400-3545-8	AMT Gun	90	AMTLN400-564-8	AMT Gun Lincoln®	91
AEC-4000-1	Torch Assy	166	AMT400-564-10	AMT Gun	90	AMTLN500-116-10	AMT Gun Lincoln®	94
AEC-4000-1-045CF	Torch Assy	166	AMT400-564-12	AMT Gun	90	AMTLN500-116-12	AMT Gun Lincoln®	94
AEC-4000-12-1	Torch Assy	166	AMT400-564-15	AMT Gun	90	AMTLN500-116-15	AMT Gun Lincoln®	94
AEC-4000-12-1-045CF	Torch Assy	166	AMT400-564-2	AMT Gun	90	AMTLN500-116-2	AMT Gun Lincoln®	94
AEC-4001	Torch	166	AMT400-564-4	AMT Gun	90	AMTLN500-116-20	AMT Gun Lincoln®	94
AEC-403	Insulator Assy	165,167,171	AMT400-564-6	AMT Gun	90	AMTLN500-116-25	AMT Gun Lincoln®	94
AEC-404	Lower Body	167	AMT400-564-8	AMT Gun	90	AMTLN500-3545-10	AMT Gun Lincoln®	94
AEC-407	Upper Arm	165,167,171	AMT400-564-10	AMT Gun	90	AMTLN500-3545-12	AMT Gun Lincoln®	94
AEC-408	Lever w/Screws	165,167,171	AMT400-564-12	AMT Gun	90	AMTLN500-3545-15	AMT Gun Lincoln®	94
AEC-409	Spring	165,167,171	AMT400-564-15	AMT Gun	90	AMTLN500-3545-2	AMT Gun Lincoln®	94
AEC-410	Pin	165,167,171	AMT400-564-2	AMT Gun	90	AMTLN500-3545-4	AMT Gun Lincoln®	94
AEC-450	Handle	167	AMT400-564-4	AMT Gun	90	AMTLN500-3545-6	AMT Gun Lincoln®	94
AEC-4500-1	Torch Assy	166	AMT400-564-6	AMT Gun	90	AMTLN500-3545-8	AMT Gun Lincoln®	94
AEC-4500-1-045CF	Torch Assy	166	AMT400-564-8	AMT Gun	90	AMTLN500-564-10	AMT Gun Lincoln®	94
AEC-4500-12-1	Torch Assy	166	AMT400-564-10	AMT Gun	90	AMTLN500-564-12	AMT Gun Lincoln®	94
AEC-4500-12-1-045CF	Torch Assy	166	AMT400-564-12	AMT Gun	90	AMTLN500-564-15	AMT Gun Lincoln®	94
AEC-4501	Torch	166	AMT400-564-15	AMT Gun	90	AMTLN500-564-20	AMT Gun Lincoln®	94
AEC-454	Lower Body	167	AMT400-564-2	AMT Gun	90	AMTLN500-564-25	AMT Gun Lincoln®	94
AEC-5000	Torch Assy	168	AMT400-564-4	AMT Gun	90	AMTLN500-564-4	AMT Gun Lincoln®	94
AEC-5000-045CF	Torch Assy	168	AMT400-564-6	AMT Gun	90	AMTLN500-564-6	AMT Gun Lincoln®	94
AEC-5000-1	Torch Assy	168	AMT400-564-8	AMT Gun	90	AMTLN500-564-8	AMT Gun Lincoln®	94
AEC-5000-1-045CF	Torch Assy	168	AMT400-564-10	AMT Gun	90	AMTLN500-764-10	AMT Gun Lincoln®	94
AEC-5000-12-1	Torch Assy	168	AMT400-564-12	AMT Gun	90	AMTLN500-764-12	AMT Gun Lincoln®	94
AEC-5000-12-1-045CF	Torch Assy	168	AMT400-564-15	AMT Gun	90	AMTLN500-764-15	AMT Gun Lincoln®	94
AEC-5001	Torch	168	AMT400-564-20	AMT Gun	90	AMTLN500-764-2	AMT Gun Lincoln®	94
AEC-502	Cable Assy	169,171	AMT400-564-25	AMT Gun	90	AMTLN500-764-4	AMT Gun Lincoln®	94
AEC-502-1	Cable Assy	167,169,171	AMT400-564-25	AMT Gun	90	AMTLN500-764-6	AMT Gun Lincoln®	94
AEC-5-028	Male Connector	169,171	AMT400-564-2	AMT Gun	90	AMTLN500-764-8	AMT Gun Lincoln®	94
AEC-5-029	Female Connector	167,169,171	AMT400-564-4	AMT Gun	90	AMTLN500-764-10	AMT Gun Lincoln®	94
AEC-505	Head	167,169,171	AMT400-564-6	AMT Gun	90	AMTLN500-764-12	AMT Gun Lincoln®	94
AEC-505F	Flat Head	167,169,171	AMT400-564-8	AMT Gun	90	AMTLN500-764-15	AMT Gun Lincoln®	94
AEC-511	Boot	167,169,171	AMT400-564-10	AMT Gun	90	AMTLN500-764-2	AMT Gun Lincoln®	94
AEC-512-1	Cable Assy	167,169,171	AMT400-564-12	AMT Gun	90	AMTLN500-764-4	AMT Gun Lincoln®	94
AEC-521	Swivel Assy	167,169,171	AMT400-564-15	AMT Gun	90	AMTLN500-764-6	AMT Gun Lincoln®	94
AEC-522	Swivel Stem	167,169,171	AMT400-564-15	AMT Gun	90	AMTLN500-764-8	AMT Gun Lincoln®	94

PROFAX PRODUCT INDEX								
PART NO.	DESCRIPTION	PAGE NO.	PART NO.	DESCRIPTION	PAGE NO.	PART NO.	DESCRIPTION	PAGE NO.
AMTLN500-764-8	AMT Gun Lincoln®	94	AMTX400-3545-2	AMT Gun EURO	91	CA400-116-10	MIG Gun Comparc	84
AMTM400-116-10	AMT Gun Miller®	91	AMTX400-3545-20	AMT Gun EURO	91	CA400-116-12	MIG Gun Comparc	84
AMTM400-116-12	AMT Gun Miller®	91	AMTX400-3545-25	AMT Gun EURO	91	CA400-116-15	MIG Gun Comparc	84
AMTM400-116-15	AMT Gun Miller®	91	AMTX400-3545-4	AMT Gun EURO	91	CA400-3545-10	MIG Gun Comparc	84
AMTM400-116-2	AMT Gun Miller®	91	AMTX400-3545-6	AMT Gun EURO	91	CA400-3545-12	MIG Gun Comparc	84
AMTM400-116-20	AMT Gun Miller®	91	AMTX400-3545-8	AMT Gun EURO	91	CA400-3545-15	MIG Gun Comparc	84
AMTM400-116-25	AMT Gun Miller®	91	AMTX400-564-10	AMT Gun EURO	91	CA400-564-10	MIG Gun Comparc	84
AMTM400-116-4	AMT Gun Miller®	91	AMTX400-564-12	AMT Gun EURO	91	CA400-564-12	MIG Gun Comparc	84
AMTM400-116-6	AMT Gun Miller®	91	AMTX400-564-15	AMT Gun EURO	91	CA400-564-15	MIG Gun Comparc	84
AMTM400-116-8	AMT Gun Miller®	91	AMTX400-564-2	AMT Gun EURO	91	CA550-10LN	Cable assembly	112
AMTM400-3545-10	AMT Gun Miller®	91	AMTX400-564-20	AMT Gun EURO	91	CA550-10LP	Cable Assembly	112
AMTM400-3545-12	AMT Gun Miller®	91	AMTX400-564-4	AMT Gun EURO	91	CA550-10M	Cable assembly	112
AMTM400-3545-15	AMT Gun Miller®	91	AMTX400-564-6	AMT Gun EURO	91	CA550-15LN	Cable assembly	112
AMTM400-3545-2	AMT Gun Miller®	91	AMTX400-564-8	AMT Gun EURO	91	CA550-15LP	Cable Assembly	112
AMTM400-3545-20	AMT Gun Miller®	91	AW-401	"Y" Connection	174	CA550-15M	Cable assembly	112
AMTM400-3545-25	AMT Gun Miller®	91	AW-409	Elbow Adapter	174	CA550-5LN	Cable assembly	112
AMTM400-3545-4	AMT Gun Miller®	91	AW-411	"Y" Connection w/Valves	174	CA550-5LP	Cable Assembly	112
AMTM400-3545-6	AMT Gun Miller®	91	AW-427	Inert Gas Adapter	174	CA550-5M	Cable assembly	112
AMTM400-3545-8	AMT Gun Miller®	91	B600W	Torch Head	100	CAAK-250	Conversion Kit Comparc®	53
AMTM400-564-10	AMT Gun Miller®	91	B600W-R	Torch Head w/Rack	100	CAK-180	Conversion Kit Century®	39
AMTM400-564-12	AMT Gun Miller®	91	B62A	Adapter Kit	219	CBT-1/2	Tape	173
AMTM400-564-15	AMT Gun Miller®	91	B64A	Adapter Kit	219	CBT-1/4	Tape	173
AMTM400-564-2	AMT Gun Miller®	91	B67A	Adapter Kit	219	CBT-3/8	Tape	173
AMTM400-564-20	AMT Gun Miller®	91	B6IN	Insulator	219	CBT-F	Ceramic Backing Tape	173
AMTM400-564-4	AMT Gun Miller®	91	BL-1S	Holder w/Momentary Switch	135,143	CBT-ROUND-12MM	Ceramic Backing Tape	173
AMTM400-564-6	AMT Gun Miller®	91	BL-2S	Holder w/On/Off Switch	135,143	CBT-ROUND-3/8	Ceramic Backing Tape	173
AMTM400-564-8	AMT Gun Miller®	91	BR-580-HTG	Balloon Regulator	174	CBT-ROUND-8MM	Ceramic Backing Tape	173
AMTM500-116-10	AMT Gun Miller®	94	BR-FN	Flexible Nipple	174	CC00016	Adapter Cord	117
AMTM500-116-12	AMT Gun Miller®	94	BR-1S	Holder w/Momentary Switch	129,133,137,141	CFS-302	Foot Control Switch	200
AMTM500-116-15	AMT Gun Miller®	94	BS-1S	Holder w/On/Off	129,133,137,141	CFS-404	Dual Foot Pedal	201,205
AMTM500-116-2	AMT Gun Miller®	94	BS-2S	Holder w/On/Off	129,133,137,141	CK130GL-3035-10	Self-Shield Gun	103
AMTM500-116-20	AMT Gun Miller®	94	BT-600	Water Cooled Machine Torch	100	CK130GL-3035-12	Self-Shield Gun	103
AMTM500-116-25	AMT Gun Miller®	94	BT-600-OR	O-ring	100	CK130GL-3035-15	Self-Shield Gun	103
AMTM500-116-6	AMT Gun Miller®	94	BT-600R	Water Cooled Machine Torch	100	CK180-23-10	MIG Gun Systematics®	38
AMTM500-116-8	AMT Gun Miller®	94	C130GL-3035-10	Self-Shield Gun	103	CK180-23-12	MIG Gun Systematics®	38
AMTM500-332-10	AMT Gun Miller®	94	C130GL-3035-12	Self-Shield Gun	103	CK180-23-15	MIG Gun Systematics®	38
AMTM500-332-12	AMT Gun Miller®	94	C130GL-3035-15	Self-Shield Gun	103	CK180-3035-10	MIG Gun Systematics®	38
AMTM500-332-15	AMT Gun Miller®	94	C160-23-10	MIG Gun Century	31	CK180-3035-12	MIG Gun Systematics®	38
AMTM500-332-2	AMT Gun Miller®	94	C160-23-12	MIG Gun Century	31	CK180-3035-15	MIG Gun Systematics®	38
AMTM500-332-4	AMT Gun Miller®	94	C160-3035-10	MIG Gun Century	31	CK180-4045-10	MIG Gun Systematics®	38
AMTM500-332-6	AMT Gun Miller®	94	C160-3035-12	MIG Gun Century	31	CK180-4045-12	MIG Gun Systematics®	38
AMTM500-332-8	AMT Gun Miller®	94	C180-23-10	MIG Gun Century	38	CK180-4045-15	MIG Gun Systematics®	38
AMTM500-3545-10	AMT Gun Miller®	94	C180-23-12	MIG Gun Century	38	CK180N3545-10	MIG Gun Systematics®	38
AMTM500-3545-12	AMT Gun Miller®	94	C180-23-15	MIG Gun Century	38	CK250-052-10	MIG Gun Systematics®	52
AMTM500-3545-15	AMT Gun Miller®	94	C180-3035-10	MIG Gun Century	38	CK250-052-12	MIG Gun Systematics®	52
AMTM500-3545-2	AMT Gun Miller®	94	C180-3035-12	MIG Gun Century	38	CK250-052-15	MIG Gun Systematics®	52
AMTM500-3545-20	AMT Gun Miller®	94	C180-3035-15	MIG Gun Century	38	CK250-3035-10	MIG Gun Systematics®	52
AMTM500-3545-25	AMT Gun Miller®	94	C180-4045-10	MIG Gun Century	38	CK250-3035-12	MIG Gun Systematics®	52
AMTM500-3545-4	AMT Gun Miller®	94	C180-4045-12	MIG Gun Century	38	CK250-3035-15	MIG Gun Systematics®	52
AMTM500-3545-6	AMT Gun Miller®	94	C180-4045-15	MIG Gun Century	38	CK250-3035-20	MIG Gun Systematics®	52
AMTM500-564-10	AMT Gun Miller®	94	C250-3035-12	MIG Gun Century	52	CK250-3035-25	MIG Gun Systematics®	52
AMTM500-564-12	AMT Gun Miller®	94	C250-3035-15	MIG Gun Century	52	CK250-4045-10	MIG Gun Systematics®	52
AMTM500-564-15	AMT Gun Miller®	94	C250-4045-10	MIG Gun Century	52	CK250-4045-12	MIG Gun Systematics®	52
AMTM500-564-2	AMT Gun Miller®	94	C250-4045-12	MIG Gun Century	52	CK250-4045-15	MIG Gun Systematics®	52
AMTM500-564-20	AMT Gun Miller®	94	C250-4045-15	MIG Gun Century	52	CK250-4045-20	MIG Gun Systematics®	52
AMTM500-564-25	AMT Gun Miller®	94	CA180-23-10	MIG Gun Comparc	38	CK250-4045-25	MIG Gun Systematics®	52
AMTM500-564-4	AMT Gun Miller®	94	CA180-23-12	MIG Gun Comparc	38	CK250N3545-10	MIG Gun Systematics®	52
AMTM500-564-6	AMT Gun Miller®	94	CA180-23-15	MIG Gun Comparc	38	CKAK-180	Conversion Kit	39
AMTM500-564-8	AMT Gun Miller®	94	CA180-3035-10	MIG Gun Comparc	38	CO2 Heater	CO2 Heater	63,87,174
AMTM500-764-10	AMT Gun Miller®	94	CA180-3035-12	MIG Gun Comparc	38	CO2 Heater 115V	CO2 Heater 115V	63,87,174
AMTM500-764-12	AMT Gun Miller®	94	CA180-3035-15	MIG Gun Comparc	38	CO2 Heater 240V	CO2 Heater 240V	63,87,174
AMTM500-764-15	AMT Gun Miller®	94	CA180-4045-10	MIG Gun Comparc	38	CRK-CLR	Cleaner	178
AMTM500-764-2	AMT Gun Miller®	94	CA180-4045-12	MIG Gun Comparc	38	CRK-DEV	Developer	178
AMTM500-764-4	AMT Gun Miller®	94	CA180-4045-15	MIG Gun Comparc	38	CRK-PEN	Penetrant	178
AMTM500-764-6	AMT Gun Miller®	94	CA250-052-10	MIG Gun Comparc	52	CRM-AS	Anti-Spatter, Ceramic	178
AMTM500-764-8	AMT Gun Miller®	94	CA250-052-12	MIG Gun Comparc	52	CT1022	Crimping/Cutting Tool	177
AMTX400-116-10	AMT Gun EURO	91	CA250-052-15	MIG Gun Comparc	52	D-1	Diffuser	217
AMTX400-116-12	AMT Gun EURO	91	CA250-3035-10	MIG Gun Comparc	52	DCK	Dome Connector Kit	198
AMTX400-116-15	AMT Gun EURO	91	CA250-3035-12	MIG Gun Comparc	52	DD-114	Brush Seater	243
AMTX400-116-2	AMT Gun EURO	91	CA250-3035-15	MIG Gun Comparc	52	DFM1430-580	Dual Flowmeter Regulator	174
AMTX400-116-20	AMT Gun EURO	91	CA250-4045-10	MIG Gun Comparc	52	DOME-20	20" Dome	198
AMTX400-116-25	AMT Gun EURO	91	CA250-4045-12	MIG Gun Comparc	52	DOME-23	23" Dome	198
AMTX400-116-4	AMT Gun EURO	91	CA250-4045-15	MIG Gun Comparc	52	DP000067	Contact tip .030	30
AMTX400-116-6	AMT Gun EURO	91	CA400-052-10	MIG Gun Comparc	84	DP000068	Contact tip .035	30
AMTX400-116-8	AMT Gun EURO	91	CA400-052-12	MIG Gun Comparc	84	DP000069	Contact tip .045	30
AMTX400-3545-10	AMT Gun EURO	91	CA400-052-15	MIG Gun Comparc	84	DP087299	Contact tip .023	30
AMTX400-3545-12	AMT Gun EURO	91	CA400-052-15	MIG Gun Comparc	84	DP11-23	Contact tip .023	30
AMTX400-3545-15	AMT Gun EURO	91	CA400-052-15	MIG Gun Comparc	84	DP11-30	Contact tip .030	30
						DP11-35	Contact tip .035	30
						DP11-45	Contact tip .045	30

PROFAX PRODUCT INDEX

PART NO.	DESCRIPTION	PAGE NO.	PART NO.	DESCRIPTION	PAGE NO.	PART NO.	DESCRIPTION	PAGE NO.
DP11T23	Tapered contact tip .023	30	E400-052-15	MIG Gun ESAB®	84	FC400-052-15	MIG Gun	64
DP11T30	Tapered contact tip .030	30	E400-052-20	MIG Gun ESAB®	84	FC400-052-20	MIG Gun	64
DP11T35	Tapered contact tip .035	30	E400-052-25	MIG Gun ESAB®	84	FC400-052-25	MIG Gun	64
DP11T45	Tapered contact tip .045	30	E400-116-10	MIG Gun ESAB®	84	FC400-116-10	MIG Gun	64
DP14-116	Contact tip 1/16"	30	E400-116-12	MIG Gun ESAB®	84	FC400-116-12	MIG Gun	64
DP14-23	Contact tip .023	30	E400-116-15	MIG Gun ESAB®	84	FC400-116-15	MIG Gun	64
DP14-30	Contact tip .030	30	E400-116-20	MIG Gun ESAB®	84	FC400-116-20	MIG Gun	64
DP14-35	Contact tip .035	30	E400-116-25	MIG Gun ESAB®	84	FC400-116-25	MIG Gun	64
DP14-45	Contact tip .045	30	E400-3545-10	MIG Gun ESAB®	84	FC400-3545-10	MIG Gun	64
DP14-52	Contact tip .052	30	E400-3545-12	MIG Gun ESAB®	84	FC400-3545-12	MIG Gun	64
DP14H116	H.D. contact tip 1/16"	30	E400-3545-15	MIG Gun ESAB®	84	FC400-3545-15	MIG Gun	64
DP14H35	H.D. contact tip .035	30	E400-3545-20	MIG Gun ESAB®	84	FC400-3545-20	MIG Gun	64
DP14H45	H.D. contact tip .045	30	E400-3545-25	MIG Gun ESAB®	84	FC400-3545-25	MIG Gun	64
DP14H52	H.D. contact tip .052	30	E400-564-10	MIG Gun ESAB®	84	FC400-RK	Field Repair Kit	64
DP14T116	Tapered contact tip 1/16"	30	E400-564-12	MIG Gun ESAB®	84	FC-410	Cable Assembly 10'	65
DP14T23	Tapered contact tip .023	30	E400-564-15	MIG Gun ESAB®	84	FC-412	Cable Assembly 12'	65
DP14T30	Tapered contact tip .030	30	E400-564-20	MIG Gun ESAB®	84	FC-415	Cable Assembly 15'	65
DP14T35	Tapered contact tip .035	30	E400-564-25	MIG Gun ESAB®	84	FC-420	Cable Assembly 20'	65
DP14T45	Tapered contact tip .045	30	EAK-180	Conversion Kit	39	FC-425	Cable Assembly 25'	65
DP14T52	Tapered contact tip .052	30	EAK-250	Conversion Kit	53	FC450-052-10	MIG Gun	76
DP169715	Nozzle flush 1/2" I.D.	30	EAK-400	Conversion Kit	85	FC450-052-12	MIG Gun	76
DP169716	Tip Adapter	30	EFC-14	Foot Control	223	FC450-052-15	MIG Gun	76
DP169717	Shock washer	30	EK101	EASYkleen DC Plus Machine	159	FC450-052-20	MIG Gun	76
DP169724	Nozzle recessed 1/2" I.D.	30	EK102	EASYkleen		FC450-052-25	MIG Gun	76
DP169725	Nozzle recessed 5/8" I.D.	30		Cleaning Solution	159-160	FC450-116-10	MIG Gun	76
DP169726	Nozzle flush 5/8" I.D.	30	EK-102	EASYkleen		FC450-116-12	MIG Gun	76
DP169728	Tip Adapter	30		Cleaning Solution	159-160	FC450-116-15	MIG Gun	76
DP169729	Nozzle Adapter	30	EK-102-5	EASYkleen		FC450-116-20	MIG Gun	76
DP169730	Shock washer	30		Cleaning Solution	159-160	FC450-116-25	MIG Gun	76
DP186405	Nozzle 1/2" I.D.	30	EK-102-55	EASYkleen		FC450-3545-10	MIG Gun	76
DP186406	Contact tip .035	30		Cleaning Solution	159-160	FC450-3545-12	MIG Gun	76
DP186419	Contact tip .030	30	EK105	EASYkleen Spot Brush & Sleeve	159	FC450-3545-15	MIG Gun	76
DP200258	Nozzle flush 1/2" I.D.	30	EK105SS	EASYkleen Silicone Sleeve Spot	159	FC450-3545-20	MIG Gun	76
DP21-50	Nozzle recessed 1/2" I.D.	30	EK106	EASYkleen Craftsman Brush	159	FC450-3545-25	MIG Gun	76
DP21-62	Nozzle recessed 5/8" I.D.	30	EK106SS	EASYkleen Silicone Sleeve Spot	159	FC-510	Cable Assembly	77
DP21T37	Tapered nozzle 3/8" I.D.	30	EK107	EASYkleen Workman Brush	159	FC-512	Cable Assembly	77
DP22-50	Nozzle recessed 1/2" I.D.	30	EK107SS	EASYkleen Silicone Sleeve Spot	159	FC-515	Cable Assembly	77
DP22-62	Nozzle recessed 5/8" I.D.	30	EK110	EASYkleen 9" Brush Lead		FC-520	Cable Assembly	77
DP22T37SS	Tapered nozzle 3/8" I.D.	30		& Handle	159	FC-525	Cable Assembly	77
DP23-50	Nozzle recessed 1/2" I.D.	30	EK111	Power Cord, 115V (EK101)	159	FC55	Gas Diffuser	45,55-56
DP23-62	Nozzle recessed 5/8" I.D.	30	EK112	EASYkleen 9" Ground Clamp		FC57	Gas Diffuser	65-66,73-74,77-78
DP23T37	Tapered nozzle 3/8" I.D.	30		& Lead	159	FC-5B EHD	Use EFC-14	.
DP24A50	Nozzle recessed 1/2" I.D.	30	EK114	EASYkleen Master Brush	159	FCFRON-KIT2	Fronius Direct Connect	52
DP24A62	Nozzle recessed 5/8" I.D.	30	EK-1-25R	Extension Kit	135,137,139,141,146,154	FCFRON-KIT4	Fronius Direct Connect	84
DP24T37SS	Tapered nozzle 3/8" I.D.	30				FCLN250-052-10	MIG Gun Lincoln®	44
DP32	Insulator 22 series nozzles	30	EK141	EASYkleen Tip Brush (EK101)	159	FCLN250-052-12	MIG Gun Lincoln®	44
DP34A	Insulator 24 series nozzles	30	EK1501	EASYkleen Pro S-15 (EK1501)	160	FCLN250-052-15	MIG Gun Lincoln®	44
DP35-50	Gas diffuser 11 series tips	30	EK1530	EASYkleen Pro S Brush 5/Pk	160	FCLN250-3035-10	MIG Gun Lincoln®	44
DP51	Gas diffuser 11 series tips	30	EK1530SS	Silicone Sleeve PRO-S Brush	160	FCLN250-3035-12	MIG Gun Lincoln®	44
DP52	Gas diffuser 14 series tips	30	EK1531	EASYkleen Pro M Brush 5/Pk	160	FCLN250-3035-15	MIG Gun Lincoln®	44
DP52FN	Gas diffuser 14 series tips	30	EK1531SS	Silicone Sleeve PRO-S Brush	160	FCLN250-3035-20	MIG Gun Lincoln®	44
DP54A	Gas diffuser 14 series tips	30	EK1532	EASYkleen Brush (EK1501)	160	FCLN250-3035-25	MIG Gun Lincoln®	44
DS-1	Diffuser	217	EK1533	EASYkleen Tip Brush (EK1501)	160	FCLN250-4045-10	MIG Gun Lincoln®	44
E130GL-3035-10	Self-Shield Gun	103	EK1540	EASYkleen Pro Handle & Lead	160	FCLN250-4045-12	MIG Gun Lincoln®	44
E130GL-3035-12	Self-Shield Gun	103	EK1541	EASYkleen Pro Clamp & Lead	160	FCLN250-4045-15	MIG Gun Lincoln®	44
E130GL-3035-15	Self-Shield Gun	103	EK1542	EASYkleen Pro IEC Power Lead	160	FCLN250-4045-20	MIG Gun Lincoln®	44
E180-23-10	MIG Gun ESAB®	38	EK202	EASYkleen Silicone Sleeve	159	FCLN250-4045-25	MIG Gun Lincoln®	44
E180-23-12	MIG Gun ESAB®	38	EK2522	EASYkleen Pro Silicone Sleeve	160	FCLN400-052-10	MIG Gun Lincoln®	64
E180-23-15	MIG Gun ESAB®	38	EKHS	Heat Shrink	154	FCLN400-052-12	MIG Gun Lincoln®	64
E180-3035-10	MIG Gun ESAB®	38	FC-210	Cable Assembly	45,253	FCLN400-052-15	MIG Gun Lincoln®	64
E180-3035-12	MIG Gun ESAB®	38	FC-212	Cable Assembly	45,253	FCLN400-052-20	MIG Gun Lincoln®	64
E180-3035-15	MIG Gun ESAB®	38	FC-215	Cable Assembly	45,253	FCLN400-052-25	MIG Gun Lincoln®	64
E180-4045-10	MIG Gun ESAB®	38	FC-220	Cable Assembly	45,253	FCLN400-116-10	MIG Gun Lincoln®	64
E180-4045-12	MIG Gun ESAB®	38	FC-225	Cable Assembly	45,253	FCLN400-116-12	MIG Gun Lincoln®	64
E180-4045-15	MIG Gun ESAB®	38	FC250-052-10	MIG Gun	44	FCLN400-116-15	MIG Gun Lincoln®	64
E250-052-10	MIG Gun ESAB®	52	FC250-052-12	MIG Gun	44	FCLN400-116-20	MIG Gun Lincoln®	64
E250-052-12	MIG Gun ESAB®	52	FC250-052-15	MIG Gun	44	FCLN400-116-25	MIG Gun Lincoln®	64
E250-052-15	MIG Gun ESAB®	52	FC250-3035-10	MIG Gun	44	FCLN400-3545-10	MIG Gun Lincoln®	64
E250-3035-10	MIG Gun ESAB®	52	FC250-3035-12	MIG Gun	44	FCLN400-3545-12	MIG Gun Lincoln®	64
E250-3035-12	MIG Gun ESAB®	52	FC250-3035-15	MIG Gun	44	FCLN400-3545-15	MIG Gun Lincoln®	64
E250-3035-15	MIG Gun ESAB®	52	FC250-3035-20	MIG Gun	44	FCLN400-3545-20	MIG Gun Lincoln®	64
E250-3035-20	MIG Gun ESAB®	52	FC250-3035-25	MIG Gun	44	FCLN400-3545-25	MIG Gun Lincoln®	64
E250-3035-25	MIG Gun ESAB®	52	FC250-4045-10	MIG Gun	44	FCLN450-052-20	MIG Gun Lincoln®	76
E250-4045-10	MIG Gun ESAB®	52	FC250-4045-12	MIG Gun	44	FCLN450-052-25	MIG Gun Lincoln®	76
E250-4045-12	MIG Gun ESAB®	52	FC250-4045-15	MIG Gun	44	FCLN450-116-10	MIG Gun Lincoln®	76
E250-4045-15	MIG Gun ESAB®	52	FC250-4045-20	MIG Gun	44	FCLN450-116-12	MIG Gun Lincoln®	76
E250-4045-20	MIG Gun ESAB®	52	FC250-4045-25	MIG Gun	44	FCLN450-116-15	MIG Gun Lincoln®	76
E250-4045-25	MIG Gun ESAB®	52	FC250-RK	Field Repair Kit	252	FCLN450-116-20	MIG Gun Lincoln®	76
E400-052-10	MIG Gun ESAB®	84	FC400-052-10	MIG Gun	64	FCLN450-116-25	MIG Gun Lincoln®	76
E400-052-12	MIG Gun ESAB®	84	FC400-052-12	MIG Gun	64	FCLN450-3545-10	MIG Gun Lincoln®	76

PROFAX PRODUCT INDEX								
PART NO.	DESCRIPTION	PAGE NO.	PART NO.	DESCRIPTION	PAGE NO.	PART NO.	DESCRIPTION	PAGE NO.
FCLN450-3545-12	MIG Gun Lincoln®	76	FCM450-052-25	MIG Gun Miller®	76	H180-4045-10	MIG Gun Hobart®	38
FCLN450-3545-15	MIG Gun Lincoln®	76	FCM450-116-10	MIG Gun Miller®	76	H180-4045-12	MIG Gun Hobart®	38
FCLN450-3545-20	MIG Gun Lincoln®	76	FCM450-116-12	MIG Gun Miller®	76	H180-4045-15	MIG Gun Hobart®	38
FCLN450-3545-25	MIG Gun Lincoln®	76	FCM450-116-15	MIG Gun Miller®	76	H-200	Handle	135,143,150
FCLP250-052-10	MIG Gun POWERMIG®	44	FCM450-116-20	MIG Gun Miller®	76	H-200R	Handle	143,150
FCLP250-052-12	MIG Gun POWERMIG®	44	FCM450-116-25	MIG Gun Miller®	76	H250-052-10	MIG Gun Hobart®	52
FCLP250-052-15	MIG Gun POWERMIG®	44	FCM450-3545-10	MIG Gun Miller®	76	H250-052-12	MIG Gun Hobart®	52
FCLP250-3035-10	MIG Gun POWERMIG®	44	FCM450-3545-12	MIG Gun Miller®	76	H250-052-15	MIG Gun Hobart®	52
FCLP250-3035-12	MIG Gun POWERMIG®	44	FCM450-3545-15	MIG Gun Miller®	76	H250-3035-10	MIG Gun Hobart®	52
FCLP250-3035-15	MIG Gun POWERMIG®	44	FCM450-3545-20	MIG Gun Miller®	76	H250-3035-12	MIG Gun Hobart®	52
FCLP250-3035-20	MIG Gun POWERMIG®	44	FCM450-3545-25	MIG Gun Miller®	76	H250-3035-15	MIG Gun Hobart®	52
FCLP250-3035-25	MIG Gun POWERMIG®	44	FCX250-052-10	MIG Gun EURO	44	H250-3035-20	MIG Gun Hobart®	52
FCLP250-4045-10	MIG Gun POWERMIG®	44	FCX250-052-12	MIG Gun EURO	44	H250-3035-25	MIG Gun Hobart®	52
FCLP250-4045-12	MIG Gun POWERMIG®	44	FCX250-052-15	MIG Gun EURO	44	H250-4045-10	MIG Gun Hobart®	52
FCLP250-4045-15	MIG Gun POWERMIG®	44	FCX250-3035-10	MIG Gun EURO	44	H250-4045-12	MIG Gun Hobart®	52
FCLP250-4045-20	MIG Gun POWERMIG®	44	FCX250-3035-12	MIG Gun EURO	44	H250-4045-15	MIG Gun Hobart®	52
FCLP250-4045-25	MIG Gun POWERMIG®	44	FCX250-3035-15	MIG Gun EURO	44	H250-4045-20	MIG Gun Hobart®	52
FCLP400-052-10	MIG Gun POWERMIG®	64	FCX250-3035-20	MIG Gun EURO	44	H250-4045-25	MIG Gun Hobart®	52
FCLP400-052-12	MIG Gun POWERMIG®	64	FCX250-3035-25	MIG Gun EURO	44	H400-052-10	MIG Gun Hobart®	84
FCLP400-052-15	MIG Gun POWERMIG®	64	FCX250-4045-10	MIG Gun EURO	44	H400-052-12	MIG Gun Hobart®	84
FCLP400-052-20	MIG Gun POWERMIG®	64	FCX250-4045-12	MIG Gun EURO	44	H400-052-15	MIG Gun Hobart®	84
FCLP400-052-25	MIG Gun POWERMIG®	64	FCX250-4045-15	MIG Gun EURO	44	H400-052-20	MIG Gun Hobart®	84
FCLP400-116-10	MIG Gun POWERMIG®	64	FCX250-4045-20	MIG Gun EURO	44	H400-052-25	MIG Gun Hobart®	84
FCLP400-116-12	MIG Gun POWERMIG®	64	FCX250-4045-25	MIG Gun EURO	44	H400-116-10	MIG Gun Hobart®	84
FCLP400-116-15	MIG Gun POWERMIG®	64	FCX400-052-10	MIG Gun EURO	64	H400-116-12	MIG Gun Hobart®	84
FCLP400-116-20	MIG Gun POWERMIG®	64	FCX400-052-12	MIG Gun EURO	64	H400-116-15	MIG Gun Hobart®	84
FCLP400-116-25	MIG Gun POWERMIG®	64	FCX400-052-15	MIG Gun EURO	64	H400-116-20	MIG Gun Hobart®	84
FCLP400-3545-10	MIG Gun POWERMIG®	64	FCX400-052-20	MIG Gun EURO	64	H400-116-25	MIG Gun Hobart®	84
FCLP400-3545-12	MIG Gun POWERMIG®	64	FCX400-052-25	MIG Gun EURO	64	H400-3545-10	MIG Gun Hobart®	84
FCLP400-3545-15	MIG Gun POWERMIG®	64	FCX400-116-10	MIG Gun EURO	64	H400-3545-12	MIG Gun Hobart®	84
FCLP400-3545-20	MIG Gun POWERMIG®	64	FCX400-116-12	MIG Gun EURO	64	H400-3545-15	MIG Gun Hobart®	84
FCLP400-3545-25	MIG Gun POWERMIG®	64	FCX400-116-15	MIG Gun EURO	64	H400-3545-20	MIG Gun Hobart®	84
FCLP450-052-10	MIG Gun POWERMIG®	76	FCX400-116-20	MIG Gun EURO	64	H400-3545-25	MIG Gun Hobart®	84
FCLP450-052-12	MIG Gun POWERMIG®	76	FCX400-116-25	MIG Gun EURO	64	H400-564-10	MIG Gun Hobart®	84
FCLP450-052-15	MIG Gun POWERMIG®	76	FCX400-3545-10	MIG Gun EURO	64	H400-564-12	MIG Gun Hobart®	84
FCLP450-052-20	MIG Gun POWERMIG®	76	FCX400-3545-12	MIG Gun EURO	64	H400-564-15	MIG Gun Hobart®	84
FCLP450-052-25	MIG Gun POWERMIG®	76	FCX400-3545-15	MIG Gun EURO	64	H400-564-20	MIG Gun Hobart®	84
FCLP450-116-10	MIG Gun POWERMIG®	76	FCX400-3545-20	MIG Gun EURO	64	H400-564-25	MIG Gun Hobart®	84
FCLP450-116-12	MIG Gun POWERMIG®	76	FCX400-3545-25	MIG Gun EURO	64	HAK-180	Conversion Kit	39
FCLP450-116-15	MIG Gun POWERMIG®	76	FCX450-052-10	MIG Gun EURO	76	HAK-250	Conversion Kit	53
FCLP450-116-20	MIG Gun POWERMIG®	76	FCX450-052-12	MIG Gun EURO	76	HAK-354	Control Plug	97
FCLP450-116-25	MIG Gun POWERMIG®	76	FCX450-052-15	MIG Gun EURO	76	HD24L-50	H.D. Nozzle	274
FCLP450-3545-10	MIG Gun POWERMIG®	76	FCX450-052-20	MIG Gun EURO	76	HD24L-62	H.D. Nozzle	274
FCLP450-3545-12	MIG Gun POWERMIG®	76	FCX450-052-25	MIG Gun EURO	76	HD24L-75	H.D. Nozzle	274
FCLP450-3545-15	MIG Gun POWERMIG®	76	FCX450-116-10	MIG Gun EURO	76	HD250-052-10	Heavy Duty MIG Gun	48
FCLP450-3545-20	MIG Gun POWERMIG®	76	FCX450-116-12	MIG Gun EURO	76	HD250-052-12	Heavy Duty MIG Gun	48
FCLP450-3545-25	MIG Gun POWERMIG®	76	FCX450-116-15	MIG Gun EURO	76	HD250-052-15	Heavy Duty MIG Gun	48
FCM250-052-10	MIG Gun Miller®	44	FCX450-116-20	MIG Gun EURO	76	HD250-052-20	Heavy Duty MIG Gun	48
FCM250-052-12	MIG Gun Miller®	44	FCX450-116-25	MIG Gun EURO	76	HD250-052-25	Heavy Duty MIG Gun	48
FCM250-052-15	MIG Gun Miller®	44	FCX450-3545-10	MIG Gun EURO	76	HD250-3035-10	Heavy Duty MIG Gun	48
FCM250-3035-10	MIG Gun Miller®	44	FCX450-3545-12	MIG Gun EURO	76	HD250-3035-12	Heavy Duty MIG Gun	48
FCM250-3035-12	MIG Gun Miller®	44	FCX450-3545-15	MIG Gun EURO	76	HD250-3035-15	Heavy Duty MIG Gun	48
FCM250-3035-15	MIG Gun Miller®	44	FCX450-3545-20	MIG Gun EURO	76	HD250-3035-20	Heavy Duty MIG Gun	48
FCM250-3035-20	MIG Gun Miller®	44	FCX450-3545-25	MIG Gun EURO	76	HD250-3035-25	Heavy Duty MIG Gun	48
FCM250-3035-25	MIG Gun Miller®	44	FH-110	Hopper w/Adapter	111	HD250-4045-10	Heavy Duty MIG Gun	48
FCM250-4045-10	MIG Gun Miller®	44	FH-110V	Hopper w/Valve	110-111	HD250-4045-12	Heavy Duty MIG Gun	48
FCM250-4045-12	MIG Gun Miller®	44	Flux Hose (per foot)	Bulk Hose	109	HD250-4045-15	Heavy Duty MIG Gun	48
FCM250-4045-15	MIG Gun Miller®	44	FM-060	Flowmeter/ARGON/C25	174	HD250-4045-20	Heavy Duty MIG Gun	48
FCM250-4045-20	MIG Gun Miller®	44	FM-060-C	Flowmeter/CO2/C25	174	HD250-4045-25	Heavy Duty MIG Gun	48
FCM250-4045-25	MIG Gun Miller®	44	FP-8M	Feed Pen Assembly	147	HD400-052-10	Heavy Duty MIG Gun	68
FCM400-052-10	MIG Gun Miller®	64	FT-20000	Floor Turntable	203	HD400-052-12	Heavy Duty MIG Gun	68
FCM400-052-12	MIG Gun Miller®	64	H-100	Handle	129,133,137,	HD400-052-15	Heavy Duty MIG Gun	68
FCM400-052-15	MIG Gun Miller®	64			139,141,150	HD400-052-20	Heavy Duty MIG Gun	68
FCM400-052-20	MIG Gun Miller®	64	H-100R	Handle	129,133,139,150	HD400-052-25	Heavy Duty MIG Gun	68
FCM400-052-25	MIG Gun Miller®	64	H10130GL3035-10	Self-Shield Gun	103	HD400-116-10	Heavy Duty MIG Gun	68
FCM400-116-10	MIG Gun Miller®	64	H10180-23-10	MIG Gun Hobart®	38	HD400-116-12	Heavy Duty MIG Gun	68
FCM400-116-12	MIG Gun Miller®	64	H10180-23-12	MIG Gun Hobart®	38	HD400-116-15	Heavy Duty MIG Gun	68
FCM400-116-15	MIG Gun Miller®	64	H10180-23-15	MIG Gun Hobart®	38	HD400-116-20	Heavy Duty MIG Gun	68
FCM400-116-20	MIG Gun Miller®	64	H10180-3035-10	MIG Gun Hobart®	38	HD400-116-25	Heavy Duty MIG Gun	68
FCM400-116-25	MIG Gun Miller®	64	H10180-3035-12	MIG Gun Hobart®	38	HD400-3545-10	Heavy Duty MIG Gun	68
FCM400-3545-10	MIG Gun Miller®	64	H10180-3035-15	MIG Gun Hobart®	38	HD400-3545-12	Heavy Duty MIG Gun	68
FCM400-3545-12	MIG Gun Miller®	64	H10180-4045-10	MIG Gun Hobart®	38	HD400-3545-15	Heavy Duty MIG Gun	68
FCM400-3545-15	MIG Gun Miller®	64	H10180-4045-12	MIG Gun Hobart®	38	HD400-3545-20	Heavy Duty MIG Gun	68
FCM400-3545-20	MIG Gun Miller®	64	H10180-4045-15	MIG Gun Hobart®	38	HD400-3545-25	Heavy Duty MIG Gun	68
FCM400-3545-25	MIG Gun Miller®	64	H180-23-10	MIG Gun Hobart®	38	HD400-564-10	Heavy Duty MIG Gun	68
FCM400-564-15	MIG Gun Miller®	64	H180-23-12	MIG Gun Hobart®	38	HD400-564-12	Heavy Duty MIG Gun	68
FCM450-052-10	MIG Gun Miller®	76	H180-23-15	MIG Gun Hobart®	38	HD400-564-15	Heavy Duty MIG Gun	68
FCM450-052-12	MIG Gun Miller®	76	H180-3035-10	MIG Gun Hobart®	38	HD400-564-20	Heavy Duty MIG Gun	68
FCM450-052-15	MIG Gun Miller®	76	H180-3035-12	MIG Gun Hobart®	38	HD400-564-25	Heavy Duty MIG Gun	68
FCM450-052-20	MIG Gun Miller®	76	H180-3035-15	MIG Gun Hobart®	38	HD450-052-10	Heavy Duty MIG Gun	80

PROFAX PRODUCT INDEX								
PART NO.	DESCRIPTION	PAGE NO.	PART NO.	DESCRIPTION	PAGE NO.	PART NO.	DESCRIPTION	PAGE NO.
HDLP450-116-10	Heavy Duty MIG Gun Lincoln®	84	HDX250-052-15	Heavy Duty MIG Gun Euro	52	IT18J	Body 18"	115
HDLP450-116-12	Heavy Duty MIG Gun Lincoln®	84	HDX250-052-20	Heavy Duty MIG Gun Euro	52	IT18JC	Body 18"	115
HDLP450-116-15	Heavy Duty MIG Gun Lincoln®	84	HDX250-052-25	Heavy Duty MIG Gun Euro	52	IT30J	Body 30"	115
HDLP450-116-20	Heavy Duty MIG Gun Lincoln®	84	HDX250-3035-10	Heavy Duty MIG Gun Euro	52	IT48JC	Body 48"	115
HDLP450-116-25	Heavy Duty MIG Gun Lincoln®	84	HDX250-3035-12	Heavy Duty MIG Gun Euro	52	IT60JC	Body 60"	115
HDLP450-3545-10	Heavy Duty MIG Gun Lincoln®	84	HDX250-3035-15	Heavy Duty MIG Gun Euro	52	IT9JC	Body 9"	115
HDLP450-3545-12	Heavy Duty MIG Gun Lincoln®	84	HDX250-3035-20	Heavy Duty MIG Gun Euro	52	JL-16	Kopr-Kote 16 oz.	45,65,69,
HDLP450-3545-15	Heavy Duty MIG Gun Lincoln®	84	HDX250-3035-25	Heavy Duty MIG Gun Euro	52			77,81,177
HDLP450-3545-20	Heavy Duty MIG Gun Lincoln®	84	HDX250-4045-10	Heavy Duty MIG Gun Euro	52	JL-4	Kopr-Kote 4 oz.	45,65,69,
HDLP450-3545-25	Heavy Duty MIG Gun Lincoln®	84	HDX250-4045-12	Heavy Duty MIG Gun Euro	52			77,81,177
HDLP450-564-10	Heavy Duty MIG Gun Lincoln®	84	HDX250-4045-15	Heavy Duty MIG Gun Euro	52	JL-8	Kopr-Kote 8 oz.	45,65,69,
HDLP450-564-12	Heavy Duty MIG Gun Lincoln®	84	HDX250-4045-20	Heavy Duty MIG Gun Euro	52			77,81,177
HDLP450-564-15	Heavy Duty MIG Gun Lincoln®	84	HDX250-4045-25	Heavy Duty MIG Gun Euro	52	K-113	Use 1130-15	.
HDLP450-564-20	Heavy Duty MIG Gun Lincoln®	84	HDX400-052-10	Heavy Duty MIG Gun Euro	84	K115-1	Use 1150-10	.
HDLP450-564-25	Heavy Duty MIG Gun Lincoln®	84	HDX400-052-12	Heavy Duty MIG Gun Euro	84	K115-2	Use 1150-15	.
HDM250-052-10	Heavy Duty MIG Gun Miller®	52	HDX400-052-15	Heavy Duty MIG Gun Euro	84	K126-1	Use 1260-10	.
HDM250-052-12	Heavy Duty MIG Gun Miller®	52	HDX400-052-20	Heavy Duty MIG Gun Euro	84	K126-2	Use 1260-15	.
HDM250-052-15	Heavy Duty MIG Gun Miller®	52	HDX400-052-25	Heavy Duty MIG Gun Euro	84	K129	Sub Arc	238
HDM250-052-20	Heavy Duty MIG Gun Miller®	52	HDX400-116-10	Heavy Duty MIG Gun Euro	84	K1500-1	Adapter Bushing	235
HDM250-052-25	Heavy Duty MIG Gun Miller®	52	HDX400-116-12	Heavy Duty MIG Gun Euro	84	K1500-2	Adapter Bushing	235
HDM250-3035-10	Heavy Duty MIG Gun Miller®	52	HDX400-116-15	Heavy Duty MIG Gun Euro	84	K1500-4	Adapter Bushing	235
HDM250-3035-12	Heavy Duty MIG Gun Miller®	52	HDX400-116-20	Heavy Duty MIG Gun Euro	84	K1501-10	10' Cord	246
HDM250-3035-15	Heavy Duty MIG Gun Miller®	52	HDX400-116-25	Heavy Duty MIG Gun Euro	84	K1501-100	100' Cord	246
HDM250-3035-20	Heavy Duty MIG Gun Miller®	52	HDX400-3545-10	Heavy Duty MIG Gun Euro	84	K1501-25	25' Cord	246
HDM250-3035-25	Heavy Duty MIG Gun Miller®	52	HDX400-3545-12	Heavy Duty MIG Gun Euro	84	K1501-50	50' Cord	246
HDM250-4045-10	Heavy Duty MIG Gun Miller®	52	HDX400-3545-15	Heavy Duty MIG Gun Euro	84	K1501-75	75' Cord	246
HDM250-4045-12	Heavy Duty MIG Gun Miller®	52	HDX400-3545-20	Heavy Duty MIG Gun Euro	84	K1543-10	10' Control Cable	247
HDM250-4045-15	Heavy Duty MIG Gun Miller®	52	HDX400-3545-25	Heavy Duty MIG Gun Euro	84	K1543-100	100' Control Cable	247
HDM250-4045-20	Heavy Duty MIG Gun Miller®	52	HDX400-564-10	Heavy Duty MIG Gun Euro	84	K1543-25	25' Control Cable	247
HDM250-4045-25	Heavy Duty MIG Gun Miller®	52	HDX400-564-12	Heavy Duty MIG Gun Euro	84	K1543-50	50' Control Cable	247
HDM400-052-10	Heavy Duty MIG Gun Miller®	84	HDX400-564-15	Heavy Duty MIG Gun Euro	84	K1543-8	8' Control Cable	247
HDM400-052-12	Heavy Duty MIG Gun Miller®	84	HDX400-564-20	Heavy Duty MIG Gun Euro	84	K176	Vertical Up Head	109
HDM400-052-15	Heavy Duty MIG Gun Miller®	84	HDX400-564-25	Heavy Duty MIG Gun Euro	84	k1782-16	TIG Torch	245
HDM400-052-20	Heavy Duty MIG Gun Miller®	84	HDX450-052-10	Heavy Duty MIG Gun Euro	84	K1797-10	10' Extension	249
HDM400-052-25	Heavy Duty MIG Gun Miller®	84	HDX450-052-12	Heavy Duty MIG Gun Euro	84	K1797-100	100' Extension	249
HDM400-116-10	Heavy Duty MIG Gun Miller®	84	HDX450-052-15	Heavy Duty MIG Gun Euro	84	K1797-25	25' Extension	249
HDM400-116-12	Heavy Duty MIG Gun Miller®	84	HDX450-052-20	Heavy Duty MIG Gun Euro	84	K1797-50	50' Extension	249
HDM400-116-15	Heavy Duty MIG Gun Miller®	84	HDX450-052-25	Heavy Duty MIG Gun Euro	84	K1798	Adapter	248
HDM400-116-20	Heavy Duty MIG Gun Miller®	84	HDX450-116-10	Heavy Duty MIG Gun Euro	84	K1811-100	Heavy Duty Sensor Lead	247
HDM400-116-25	Heavy Duty MIG Gun Miller®	84	HDX450-116-12	Heavy Duty MIG Gun Euro	84	K1811-50	Heavy Duty Sensor Lead	247
HDM400-3545-10	Heavy Duty MIG Gun Miller®	84	HDX450-116-15	Heavy Duty MIG Gun Euro	84	K1816-1	Use 300 517	.
HDM400-3545-12	Heavy Duty MIG Gun Miller®	84	HDX450-116-20	Heavy Duty MIG Gun Euro	84	K1818-10	Use M17291-2-10	.
HDM400-3545-15	Heavy Duty MIG Gun Miller®	84	HDX450-116-25	Heavy Duty MIG Gun Euro	84	K1818-100	Interconnecting Cord	246
HDM400-3545-20	Heavy Duty MIG Gun Miller®	84	HDX450-3545-10	Heavy Duty MIG Gun Euro	84	K1818-25	Interconnecting Cord	246
HDM400-3545-25	Heavy Duty MIG Gun Miller®	84	HDX450-3545-12	Heavy Duty MIG Gun Euro	84	K1818-50	Interconnecting Cord	246
HDM400-564-10	Heavy Duty MIG Gun Miller®	84	HDX450-3545-15	Heavy Duty MIG Gun Euro	84	K1818-75	Interconnecting Cord	246
HDM400-564-12	Heavy Duty MIG Gun Miller®	84	HDX450-3545-20	Heavy Duty MIG Gun Euro	84	K1819-10	10' Cord	246
HDM400-564-15	Heavy Duty MIG Gun Miller®	84	HDX450-3545-25	Heavy Duty MIG Gun Euro	84	K1819-100	100' Cord	246
HDM400-564-20	Heavy Duty MIG Gun Miller®	84	HDX450-564-10	Heavy Duty MIG Gun Euro	84	K1819-25	25' Cord	246
HDM400-564-25	Heavy Duty MIG Gun Miller®	84	HDX450-564-12	Heavy Duty MIG Gun Euro	84	K1819-50	50' Cord	246
HDM450-052-10	Heavy Duty MIG Gun Miller®	84	HDX450-564-15	Heavy Duty MIG Gun Euro	84	K1819-75	75' Cord	246
HDM450-052-12	Heavy Duty MIG Gun Miller®	84	HDX450-564-20	Heavy Duty MIG Gun Euro	84	K1820-10	Use M17291-4-10	.
HDM450-052-15	Heavy Duty MIG Gun Miller®	84	HDX450-564-25	Heavy Duty MIG Gun Euro	84	K1822-25	Use M17291-4-25	.
HDM450-052-20	Heavy Duty MIG Gun Miller®	84	HH130GL-3035-10	Self-Shield Gun	103	K231-1	Sub Arc Assy	236
HDM450-052-25	Heavy Duty MIG Gun Miller®	84	HH130GL-3035-12	Self-Shield Gun	103	K231-1/16	Sub Arc Assy	236
HDM450-116-10	Heavy Duty MIG Gun Miller®	84	HH130GL-3035-15	Self-Shield Gun	103	K231-1/8	Sub Arc Assy	236
HDM450-116-12	Heavy Duty MIG Gun Miller®	84	HH180-23-10	MIG Gun Hobart®	38	K231-3/16	Sub Arc Assy	236
HDM450-116-15	Heavy Duty MIG Gun Miller®	84	HH180-23-12	MIG Gun Hobart®	38	K231-3/32	Sub Arc Assy	236
HDM450-116-20	Heavy Duty MIG Gun Miller®	84	HH180-23-15	MIG Gun Hobart®	38	K231-5/32	Sub Arc Assy	236
HDM450-116-25	Heavy Duty MIG Gun Miller®	84	HH180-3035-10	MIG Gun Hobart®	38	K231-5/64	Sub Arc Assy	236
HDM450-3545-10	Heavy Duty MIG Gun Miller®	84	HH180-3035-12	MIG Gun Hobart®	38	K231-7/32	Sub Arc Assy	236
HDM450-3545-12	Heavy Duty MIG Gun Miller®	84	HH180-3035-15	MIG Gun Hobart®	38	K232	Assembly Parts	236
HDM450-3545-15	Heavy Duty MIG Gun Miller®	84	HH180-4045-10	MIG Gun Hobart®	38	K2627-2	Use LHCP-857-100	.
HDM450-3545-20	Heavy Duty MIG Gun Miller®	84	HH180-4045-12	MIG Gun Hobart®	38	K264-8	Use 2640-8	.
HDM450-3545-25	Heavy Duty MIG Gun Miller®	84	HH180-4045-15	MIG Gun Hobart®	38	K2683-10	Heavy Duty Control Cable	247
HDM450-564-10	Heavy Duty MIG Gun Miller®	84	HHAK-180	Conversion Kit	39	K2683-100	Heavy Duty Control Cable	247
HDM450-564-12	Heavy Duty MIG Gun Miller®	84	HP-ROF	Hand Control	205	K2683-25	Heavy Duty Control Cable	247
HDM450-564-15	Heavy Duty MIG Gun Miller®	84	HP-ROF/S	Hand Control	205	K2683-50	Heavy Duty Control Cable	247
HDM450-564-20	Heavy Duty MIG Gun Miller®	84	IMT-250	Internal Torch	115	K2909-1	Adapter	158,245,248
HDM450-564-25	Heavy Duty MIG Gun Miller®	84	IMT-250CM	Internal Torch	115	K361-10	Use 2640-10	.
HDMS550-10	Sub Arc Gun	113	IMT-250DM	Internal Torch	115	K435	Spindle Adapter	235
HDMS550-15	Sub Arc Gun	113	IMT-250GM	Internal Torch	115	K775	Use LHC-775	.
HDMS550-5	Sub Arc Gun	113	IR-10000	Idler Roll	207	K775-100	Use LHC-775-100	.
HDP250-4045-15	H.D. MIG Gun	52	IR-20000	Idler Roll	208	K775-25	Use LHC-775-25	.
HDSAMT450-116-4	AMT Gun H.D.	92	IR-2500	Idler Roll	206	K775-50	Use LHC-775-50	.
HDSAMT4503545-6	AMT Gun H.D.	92	IR-30000	Idler Roll	208	K843	Adapter	158,244-245,248
HDSAMTM45035-12	AMT Gun H.D.	92	IR-5000	Idler Roll	207	K857	Use LHC-857	.
HDSAMTM45045-10	AMT Gun H.D.	92	IR-750	Idler Roll	206	K857-1	Use K857-100	.
HDX250-052-10	Heavy Duty MIG Gun Euro	52	IT12J	Body 12"	115	K857-100	Use LHC-857-100	.
HDX250-052-12	Heavy Duty MIG Gun Euro	52	IT12JC	Body 12"	115	K857-25	Use LHC-857-25	.

PROFAX PRODUCT INDEX

PART NO.	DESCRIPTION	PAGE NO.	PART NO.	DESCRIPTION	PAGE NO.	PART NO.	DESCRIPTION	PAGE NO.
K857-50	Use LHC-857-50	.	KP1696-035S	Drive Roll Kit	240	KP2075-1	Drag Cup	288
K864	Adapter	158,244-245,248	KP1696-045S	Drive Roll Kit	240	KP2077-1	Shield Cup	288
K867	Adapter	248	KP1696-052S	Drive Roll Kit	240	KP2082-1B1	Contact Tip	224,237
K870	Use LFC-870	.	KP1696-116S	Drive Roll Kit	240	KP2082-2B1	Contact Tip	224,237
K876	Adapter	158,244-245,248	KP1697-035C	Drive Roll Kit	240	KP2085-1	Flux Cone	227,236-237
K924	Use LHC	.	KP1697-045C	Drive Roll Kit	240	KP2086-1B1	Contact Tip	224
K924-100	Use LHC-100	.	KP1697-052C	Drive Roll Kit	240	KP2086-2B1	Contact Tip	224
K924-25	Use LHC-25	.	KP1697-068	Drive Roll Kit	240	KP2086-3B1	Contact Tip	224
K924-50	Use LHC-50	.	KP1697-116C	Drive Roll Kit	240	KP2086-4B1	Contact Tip	224
K940-125	Sensor Lead	247	KP1697-332	Drive Roll Kit	240	KP2088-1B1	Contact Tip	224
K940-25	Sensor Lead	247	KP1697-564	Drive Roll Kit	240	KP2088-2B1	Contact Tip	224
K940-50	Sensor Lead	247	KP16S-116	Contact Tip	224	KP2088-3B1	Contact Tip	224
K940-75	Sensor Lead	247	KP16S-30	Contact Tip	224	KP2088-4B1	Contact Tip	224
KP11-25	Contact Tip	224	KP16S-332	Contact Tip	224	KP2089-1	Thread Protector	227,230
KP11-30	Contact Tip	224	KP16S-35	Contact Tip	224	KP2090-1	Nozzle	227,230
KP11-35	Contact Tip	224	KP16S-45	Contact Tip	224	KP2092-1	Guide Tube	238
KP11-45	Contact Tip	224	KP16S-52	Contact Tip	224	KP2092-2	Guide Tube	238
KP11T25	Contact Tip	224	KP16S-564	Contact Tip	224	KP2094-1	Insert	232
KP11T30	Contact Tip	224	KP1885-1	Drive Roll	239	KP2094-2	Insert	230
KP11T35	Contact Tip	224	KP1886-1	Drive Roll	239	KP2094-3	Insert	232
KP11T45	Contact Tip	224	KP1888-2	Drive Roll	238	KP2095-13	Gooseneck Liner	232
KP14-116	Contact Tip	224	KP1899-1	Drive Roll Kit	239	KP2095-26	Gooseneck Liner	230
KP14-25	Contact Tip	224	KP1899-2	Drive Roll Kit	239	KP2095-4	Gooseneck Liner	230
KP14-30	Contact Tip	224	KP1907-1	Gooseneck	232-233	KP2095-6	Gooseneck Liner	232
KP14-35	Contact Tip	224	KP1907-2	Gooseneck	232-233	KP2097-2	Outlet Guide	239
KP14-40	Contact Tip	224	KP1909-1	Gooseneck	230-231	KP2100-1B1	Contact Tip	225,230
KP14-45	Contact Tip	224	KP1910-1	Gooseneck	232-233	KP2100-2B1	Contact Tip	225,230,238
KP14-52	Contact Tip	224	KP1910-2	Gooseneck	232-233	KP2100-3B1	Contact Tip	225,230,238
KP14-564	Contact Tip	224	KP1914-1	Gooseneck	230-231	KP2100-4B1	Contact Tip	225,230,238
KP14A-364	Contact Tip	224	KP1914-2	Gooseneck	230-231	KP2103-1B1	Contact Tip	225,232
KP14AH-116	Contact Tip	224	KP1919-1	Gooseneck	232-233	KP2103-2B1	Contact Tip	225,232
KP14AH-364	Contact Tip	224	KP1919-2	Gooseneck	232-233	KP2103-3B1	Contact Tip	225,232
KP14H-116	Contact Tip	224	KP1920-1	Gooseneck	230-231	KP2103-4B1	Contact Tip	225,232
KP14H-35	Contact Tip	224	KP1962-1B1	Contact Tip	224,237	KP2103-5B1	Contact Tip	225,232
KP14H-40	Contact Tip	224	KP1962-2B1	Contact Tip	224,237	KP2103-6B1	Contact Tip	225,232
KP14H-45	Contact Tip	224	KP1962-3B1	Contact Tip	224,237	KP2114-1	Middle Guide	241
KP14H-52	Contact Tip	224	KP1962-4B1	Contact Tip	224,237	KP2114-2	Middle Guide	241
KP14H-564	Contact Tip	224	KP1962-5B1	Contact Tip	224,237	KP2114-3	Middle Guide	241
KP14T-116	Contact Tip	224	KP1963-1	Outlet Guide	239	KP2114-4	Middle Guide	241
KP14T-25	Contact Tip	224	KP1965-1	Nozzle	227,232	KP2114-5	Middle Guide	241
KP14T-30	Contact Tip	224	KP1968-1	1/2" Flux Cone	111,228	KP2116-1	Inlet Guide	239
KP14T-35	Contact Tip	224	KP1968-4	Nozzle	228	KP2116-2	Inlet Guide	239
KP14T-40	Contact Tip	224	KP1968-5	Nozzle	228	KP2122-1	Wire Guide Assembly	238
KP14T-45	Contact Tip	224	KP1970-3	Wire Guide	238	KP2124-1	Insert	241
KP14T-52	Contact Tip	224	KP1971-1	Nozzle	227,232	KP2124-2	Insert	241
KP1505-030S	Drive Roll Kit	240	KP1979-1	Contact Tip .045	238	KP2124-3	Insert	241
KP1505-035C	Drive Roll Kit	240	KP1979-2	Contact Tip .052	238	KP2124-4	Insert	241
KP1505-035S	Drive Roll Kit	240	KP1979-3	Contact Tip 1/16"	238	KP2124-5	Insert	241
KP1505-045C	Drive Roll Kit	240	KP1984-1	Inlet Guide	239	KP2124-6	Insert	241
KP1505-045S	Drive Roll Kit	240	KP1985-1	Outlet Guide	239	KP2124-7	Insert	241
KP1505-052C	Drive Roll Kit	240	KP1985-2	Outlet Guide	239	KP2124-8	Insert	241
KP1505-052S	Drive Roll Kit	240	KP1987-1	Nozzle	227,230	KP2124-9	Insert	241
KP1505-068	Drive Roll Kit	240	KP1988-1	Tip Adapter	238	KP2125-1	Outlet Guide	241
KP1505-116C	Drive Roll Kit	240	KP1992-1	Tip Adapter	228,237	KP2125-3	Outlet Guide	241
KP1505-116S	Drive Roll Kit	240	KP1995-1	Nozzle	227,230	KP2125-4	Outlet Guide	241
KP1505-120	Drive Roll Kit	240	KP1999-1	Outlet Guide	241	KP2125-5	Outlet Guide	241
KP1505-332	Drive Roll Kit	240	KP2008-1	Tip	288	KP2139-1	Inlet Guide	241
KP1505-564	Drive Roll Kit	240	KP2008-2	Tip	288	KP2139-2	Inlet Guide	241
KP1505-764	Drive Roll Kit	240	KP2008-3	Tip	288	KP2139-3	Inlet Guide	241
KP15AH-116	Contact Tip	224	KP2008-4	Tip	288	KP2139-4	Inlet Guide	241
KP15AH-364	Contact Tip	224	KP2010-3B1	Contact Tip	224	KP2139-5	Inlet Guide	241
KP15AHFC-116	Contact Tip	224	KP2010-4B1	Contact Tip	224	KP2139-6	Inlet Guide	241
KP15AHFC-364	Contact Tip	224	KP2010-5B1	Contact Tip	224	KP2139-7	Inlet Guide	241
KP15H-116	Contact Tip	224	KP2010-6	Gas Diffuser	228	KP2139-8	Inlet Guide	241
KP15H-18	Contact Tip	224	KP2010-7B1	Contact Tip	224	KP2139-9	Inlet Guide	241
KP15H-332	Contact Tip	224	KP2012-1	Electrode	288	KP21-50	Nozzle	225
KP15H-35	Contact Tip	224	KP2042-1	Nozzle	288	KP21-50F	Nozzle	225
KP15H-45	Contact Tip	224	KP2042-2	Nozzle	288	KP21-62	Nozzle	225
KP15H-52	Contact Tip	224	KP2042-3	Nozzle	288	KP21T-37	Tapered Nozzle	225
KP15H-564	Contact Tip	224	KP2042-4	Nozzle	288	KP2213-1	Gas Cup	227
KP15H-764	Contact Tip	224	KP2043-1	Electrode	288	KP2214-1	Gas Cup	227
KP15HFC-116	Contact Tip	224	KP2044-1	Swirl Ring	288	KP2215-1	Gas Cup	227
KP15HFC-18	Contact Tip	224	KP2072-10B1	Contact Tip	224	KP2217-1B1	Contact Tip	225
KP15HFC-332	Contact Tip	224	KP2072-11B1	Contact Tip	224	KP2217-2B1	Contact Tip	225
KP15HFC-35	Contact Tip	224	KP2072-12B1	Contact Tip	224	KP2217-4B1	Contact Tip	225
KP15HFC-45	Contact Tip	224	KP2072-27	Nozzle	227	KP2217-5B1	Contact Tip	225
KP15HFC-52	Contact Tip	224	KP2072-28	Conduit	234	KP22-37	Nozzle	225
KP15HFC-564	Contact Tip	224	KP2072-29	Conduit	234	KP22-50	Nozzle	225
KP15HFC-764	Contact Tip	224	KP2072-30	Conduit	234	KP22-62	Nozzle	225
KP1696-030S	Drive Roll Kit	240	KP2072-5B1	Contact Tip	224	KP2268-1	Drive Roll	239

PROFAX PRODUCT INDEX

PART NO.	DESCRIPTION	PAGE NO.	PART NO.	DESCRIPTION	PAGE NO.	PART NO.	DESCRIPTION	PAGE NO.
KP2268-2	Drive Roll	239	KP45H-332-15	Liner	234	LH180-23-12	MIG Gun Lincoln®	38
KP2268-3	Drive Roll	239	KP52	Gas Diffuser	228	LH180-23-15	MIG Gun Lincoln®	38
KP2268-4	Drive Roll	239	KP52-23	Gas Diffuser	228	LH180-3035-10	MIG Gun Lincoln®	38
KP23-37	Fixed Nozzle	226	KP52FN	Gas Diffuser	228	LH180-3035-12	MIG Gun Lincoln®	38
KP23-37F	Fixed Nozzle	226	KP54A	Gas Diffuser	228	LH180-3035-15	MIG Gun Lincoln®	38
KP23-50	Fixed Nozzle	226	KP55	Gas Diffuser	228	LH180-4045-10	MIG Gun Lincoln®	38
KP23-50F	Fixed Nozzle	226	KP55H	Gas Diffuser	228	LH180-4045-12	MIG Gun Lincoln®	38
KP23-62	Fixed Nozzle	226	KP55SW	Gas Diffuser	228	LH180-4045-15	MIG Gun Lincoln®	38
KP23-62F	Fixed Nozzle	226	KP653-025S	Drive Roll Kit	241	LHAK-180	Conversion Kit	39
KP23-75	Fixed Nozzle	226	KP653-030S	Drive Roll Kit	241	LHC	Remote Control	244
KP23-75F	Fixed Nozzle	226	KP653-035C	Drive Roll Kit	241	LHC-1	Remote Control	244
KP23H-62	HD Nozzle	226	KP653-035S	Drive Roll Kit	241	LHC-100	Remote Control	244
KP23T-37	Tapered Nozzle	226	KP653-052C	Drive Roll Kit	241	LHC-25	Remote Control	244
KP2455-1	Gooseneck	231	KP653-052S	Drive Roll Kit	241	LHC-50	Remote Control	244
KP2456-1	Use 13-306SB	.	KP653-116	Drive Roll Kit	241	LHC-775	Remote Control	244
KP24A-50	Adj. Nozzle	226	KP653-120C	Drive Roll Kit	241	LHC-775-100	Remote Control	244
KP24A-50SS	Adj. Nozzle	226	KP653-332	Drive Roll Kit	241	LHC-775-100S	Remote Cntrl. w/Switch	244
KP24A-62	Adj. Nozzle	226	KP655-025S	Drive Roll Kit	241	LHC-775-25	Remote Control	244
KP24A-62SS	Adj. Nozzle	226	KP655-030S	Drive Roll Kit	241	LHC-775-25S	Remote Cntrl. w/Switch	244
KP24CT-62S	Nozzle	226	KP655-035C	Drive Roll Kit	241	LHC-775-50	Remote Control	244
KP24CT-75S	Nozzle	226	KP655-035S	Drive Roll Kit	241	LHC-775-50S	Remote Cntrl. w/Switch	244
KP25CT-62	Nozzle	227	KP655-052C	Drive Roll Kit	241	LHC-775-S	Remote Cntrl. w/Switch	244
KP25CT-75	Nozzle	227	KP655-052S	Drive Roll Kit	241	LHC-857	Remote Control	244
KP2609-62	Gooseneck	229	KP655-116	Drive Roll Kit	241	LHC-857-1	Remote Control	244
KP2609-62R	Gooseneck	229	KP655-120C	Drive Roll Kit	241	LHC-857-100	Remote Control	244
KP2744-035	Contact Tip	225	KP655-332	Drive Roll Kit	241	LHC-857-100S	Remote Cntrl. w/Switch	244
KP2744-035T	Contact Tip	225	L3A-15	Conduit	218,269	LHC-857-25	Remote Control	244
KP2744-045	Contact Tip	225	L3A-25	Conduit	218,269	LHC-857-25S	Remote Cntrl. w/Switch	244
KP2744-045T	Contact Tip	225	L3B-15	Conduit	218	LHC-857-50	Remote Control	244
KP2744-052	Contact Tip	225	L4A-15	Conduit	218,269	LHC-857-50S	Remote Cntrl. w/Switch	244
KP2744-052T	Contact Tip	225	L4A-25	Conduit	218,269	LHC-857-S	Remote Cntrl. w/Switch	244
KP2744-116	Contact Tip	225	L4B-15	Conduit	218	LHC-K	Remote Control Knob	244,262
KP2744-116T	Contact Tip	225	L5169	Use 16-400	.	LHCP-857-1	Remote Control	244
KP2745-035	Contact Tip	225	L51-ADPT	Adapter	228	LHCP-857-100	Remote Control	244
KP2745-040	Contact Tip	225	L55HD	Gas Diffuser	229	LHCP-857-25	Remote Control	244
KP2745-045	Contact Tip	225	L56HD	H/D Gas Diffuser	229	LHCP-857-50	Remote Control	244
KP2745-052	Contact Tip	225	L5728-10	Cable Assy	232	LHCP-857-C-100	Extension Cord, 100'	244
KP2745-072	Contact Tip	225	L5728-5	Cable Assy	232	LHCP-857-C-25	Extension Cord, 25'	244
KP2745-116	Contact Tip	225	L6250-1	Cable Assy	230	LHCP-857-C-50	Extension Cord, 50'	244
KP2745-18	Contact Tip	225	L6250-2	Cable Assy	230	LN130GL-3035-10	Self-Shield Gun	103
KP2745-332	Contact Tip	225	L6A-15	Conduit	218,269	LN130GL-3035-12	Self-Shield Gun	103
KP2745-564	Contact Tip	225	L6A-25	Conduit	218,269	LN130GL-3035-15	Self-Shield Gun	103
KP2745-764	Contact Tip	225	L7A-15	Conduit	218	LN180-23-10	MIG Gun Lincoln®	38
KP2906-30	Gooseneck	229	LAK-180	Conversion Kit	39	LN180-23-12	MIG Gun Lincoln®	38
KP2906-30-L	Gooseneck	229	LAK-250	Conversion Kit	53	LN180-23-15	MIG Gun Lincoln®	38
KP2906-30R	Gooseneck	229	LAK-354	Control Cord	39,53,85,89,97	LN180-3035-10	MIG Gun Lincoln®	38
KP2906-30R-L	Gooseneck	229	LAK-400	Conversion Kit	85	LN180-3035-12	MIG Gun Lincoln®	38
KP2907-1	Thread Protector	227	LAK-500	Conversion Kit	89	LN180-3035-15	MIG Gun Lincoln®	38
KP2908-1	Tip Holder	228	LDP-25M	Dinse Connector	16-18,152-153	LN180-4045-10	MIG Gun Lincoln®	38
KP2927-30R-L	Use M13304-12J	.	LDP-50M	Dinse Connector	17,123,152-153	LN180-4045-12	MIG Gun Lincoln®	38
KP2927-62R	Use M11476J	.	LDP-70M	Dinse Connector	17,152-153	LN180-4045-15	MIG Gun Lincoln®	38
KP3103-1	Filter	235	LDP-95M	Dinse Connector	16,152	LN250-052-10	MIG Gun Lincoln®	52
KP3162-1B1	Contact Tip	225	LDT-1820-L	Dinse Connector	17,152-153	LN250-052-12	MIG Gun Lincoln®	52
KP3162-2B1	Contact Tip	225	LDT-24-M	Dinse Connector	17,152-153	LN250-052-15	MIG Gun Lincoln®	52
KP3162-3B1	Contact Tip	225	LDT-26-R	Dinse Connector	17,152-153	LN250-3035-10	MIG Gun Lincoln®	52
KP3162-4B1	Contact Tip	225	LDT-917-F	Dinse Connector	17,152-153,245	LN250-3035-12	MIG Gun Lincoln®	52
KP3162-5B1	Contact Tip	225	LDTI-1820-WC	Dinse Connector	17,152-153	LN250-3035-15	MIG Gun Lincoln®	52
KP32	Insulator	228	LDTI-24M	Dinse Connector	18-19,152-153	LN250-3035-20	MIG Gun Lincoln®	52
KP3267-1	Gooseneck	229	LDTI-26-R	Dinse Connector	17,152-153	LN250-3035-25	MIG Gun Lincoln®	52
KP34A	Insulator	228	LDTI-917-F	Dinse Connector	17,152-153	LN250-4045-10	MIG Gun Lincoln®	52
KP34CT	Insulator	228	LDTSI-24-M	Dinse Connector	17,152-153	LN250-4045-12	MIG Gun Lincoln®	52
KP35-40-15	Liner	234	LDTSI-917-F	Dinse Connector	17,152-153	LN250-4045-15	MIG Gun Lincoln®	52
KP35-50	Gas Diffuser	228	LDTSI-24-M	Dinse Connector	17,152-153	LN250-4045-20	MIG Gun Lincoln®	52
KP35CT	Insulator	228	LDTSI-917-F	Dinse Connector	17,152-153	LN250-4045-25	MIG Gun Lincoln®	52
KP42-25-15	Liner	234	LFA-1	Adapter	105,230	LN400-052-10	MIG Gun Lincoln®	84
KP42-3035-15	Liner	234	LFC-870	Foot Control	158,245	LN400-052-12	MIG Gun Lincoln®	84
KP42-4045-15	Liner	234	LFTC-6	Finger-Tip Control 27'	158,245	LN400-052-15	MIG Gun Lincoln®	84
KP44-116-15	Liner	234	LFTC-6-52	Finger-Tip Control 52'	158,245	LN400-052-20	MIG Gun Lincoln®	84
KP44-116-25	Liner	234	LFX-1260	Flexible Gooseneck	105,230	LN400-052-25	MIG Gun Lincoln®	84
KP44-3545-15	Liner	234	LGH-18RH	Gas Hose	152	LN400-116-10	MIG Gun Lincoln®	84
KP44-3545-25	Liner	234	LGH-96RH	Gas Hose	152,182-183,245	LN400-116-12	MIG Gun Lincoln®	84
KP44-564-15	Liner	234	LH130GL-3035-10	Self-Shield Gun	103	LN400-116-15	MIG Gun Lincoln®	84
KP44-564-25	Liner	234	LH130GL-3035-12	Self-Shield Gun	103	LN400-116-20	MIG Gun Lincoln®	84
KP44N-116-15	Liner	234	LH130GL-3035-15	Self-Shield Gun	103	LN400-116-25	MIG Gun Lincoln®	84
KP44N-3545-15	Liner	234	LH160-23-10	MIG Gun Lincoln®	31	LN400-3545-10	MIG Gun Lincoln®	84
KP45-116-15	Liner	234	LH160-23-12	MIG Gun Lincoln®	31	LN400-3545-12	MIG Gun Lincoln®	84
KP45-116-25	Liner	234	LH160-3035-10	MIG Gun Lincoln®	31	LN400-3545-15	MIG Gun Lincoln®	84
KP45-3545-15	Liner	234	LH160-3035-12	MIG Gun Lincoln®	31	LN400-3545-20	MIG Gun Lincoln®	84
KP45-3545-25	Liner	234	LH160-3035-15	MIG Gun Lincoln®	31	LN400-3545-25	MIG Gun Lincoln®	84
KP45-40-15	Liner	234	LH180-23-10	MIG Gun Lincoln®	38	LN400-564-10	MIG Gun Lincoln®	84

PROFAX PRODUCT INDEX

PART NO.	DESCRIPTION	PAGE NO.	PART NO.	DESCRIPTION	PAGE NO.	PART NO.	DESCRIPTION	PAGE NO.
LN400-564-12	MIG Gun Lincoln®	84	LP400-564-20	MIG Gun POWERMIG®	84	M17291-1-75	Cord	246
LN400-564-15	MIG Gun Lincoln®	84	LP400-564-25	MIG Gun POWERMIG®	84	M17291-2-10	Cord	246
LN400-564-20	MIG Gun Lincoln®	84	LPAK-250	Conversion Kit	53	M17291-2-100	Cord	246
LN400-564-25	MIG Gun Lincoln®	84	LPS550-10	Sub Arc Gun	112	M17291-2-25	Cord	246
LN500-052-10	MIG Gun Lincoln®	89	LPS550-15	Sub Arc Gun	112	M17291-2-50	Cord	246
LN500-052-12	MIG Gun Lincoln®	89	LPS550-5	Sub Arc Gun	112	M17291-2-75	Cord	246
LN500-052-15	MIG Gun Lincoln®	89	LWH-18LH	Water Hose	152	M17291-3-10	Cord	246
LN500-052-20	MIG Gun Lincoln®	89	LWH-96LH	Water Hose	152	M17291-3-100	Cord	246
LN500-052-25	MIG Gun Lincoln®	89	M10102-1	Handle	230,232	M17291-3-25	Cord	246
LN500-116-10	MIG Gun Lincoln®	89	M10485-13	Ammeter	242	M17291-3-50	Cord	246
LN500-116-12	MIG Gun Lincoln®	89	M10485-5	Ammeter	242	M17291-3-75	Cord	246
LN500-116-15	MIG Gun Lincoln®	89	M10485-6	Ammeter	242	M17291-4-10	Cord	246
LN500-116-20	MIG Gun Lincoln®	89	M10485-7	Ammeter	242	M17291-4-100	Cord	246
LN500-116-25	MIG Gun Lincoln®	89	M10485-8	Ammeter	242	M17291-4-25	Cord	246
LN500-332-10	MIG Gun Lincoln®	89	M10486-10	Voltmeter	242	M17291-4-50	Cord	246
LN500-332-12	MIG Gun Lincoln®	89	M10486-2	Voltmeter	242	M17291-4-75	Cord	246
LN500-332-15	MIG Gun Lincoln®	89	M10486-3	Voltmeter	242	M17301-025	Drive Roll	241
LN500-3545-10	MIG Gun Lincoln®	89	M11474-120	Gooseneck	232-233	M17301-030	Drive Roll	241
LN500-3545-12	MIG Gun Lincoln®	89	M11474-120J	Gooseneck	232-233	M17301-035	Drive Roll	241
LN500-3545-15	MIG Gun Lincoln®	89	M11474-3/32	Gooseneck	232-233	M17301-052	Drive Roll	241
LN500-3545-20	MIG Gun Lincoln®	89	M11474-3/32J	Gooseneck	232-233	M17302-035	Drive Roll	241
LN500-3545-25	MIG Gun Lincoln®	89	M11476	Gooseneck	230-231	M17302-052	Drive Roll	241
LN500-564-10	MIG Gun Lincoln®	89	M11476J	Gooseneck	230-231	M17302-116	Drive Roll	241
LN500-564-12	MIG Gun Lincoln®	89	M11510-120	Gooseneck	232-233	M17302-120	Drive Roll	241
LN500-564-15	MIG Gun Lincoln®	89	M11510-120J	Gooseneck	232-233	M17302-332	Drive Roll	241
LN500-564-20	MIG Gun Lincoln®	89	M11510-25-120	Use 13-443-25	.	M180-23-10	MIG Gun Miller®	38
LN500-564-25	MIG Gun Lincoln®	89	M11510-25-3/32	Use 13-443-25	.	M180-23-12	MIG Gun Miller®	38
LN500-764-10	MIG Gun Lincoln®	89	M11510-3/32	Gooseneck	232-233	M180-23-15	MIG Gun Miller®	38
LN500-764-12	MIG Gun Lincoln®	89	M11510-3/32J	Gooseneck	232-233	M180-3035-10	MIG Gun Miller®	38
LN500-764-15	MIG Gun Lincoln®	89	M11609	Nozzle Assy	238	M180-3035-12	MIG Gun Miller®	38
LNS550-10	Sub Arc Gun	112	M12002-2A	Voltmeter	242	M180-3035-15	MIG Gun Miller®	38
LNS550-15	Sub Arc Gun	112	M12161-19	Use 530-8026B	.	M180-4045-10	MIG Gun Miller®	38
LNS550-5	Sub Arc Gun	112	M12161-21	Use 730-8025B	.	M180-4045-12	MIG Gun Miller®	38
LP130GL-3035-10	130 Amp Gasless Gun	103	M12161-27	Use 533U20	.	M180-4045-15	MIG Gun Miller®	38
LP130GL-3035-12	130 Amp Gasless Gun	103	M12161-28	Use 730-8029B	.	M21002-2A	Use T15134	.
LP130GL-3035-15	130 Amp Gasless Gun	103	M12161-59	Use 530-8026B	.	M250-052-10	MIG Gun Miller®	52
LP160-23-10	MIG Gun Lincoln®	31	M12161-61	Use 730-8025B	.	M250-052-12	MIG Gun Miller®	52
LP160-23-12	MIG Gun Lincoln®	31	M12161-67	Use 533U20	.	M250-052-15	MIG Gun Miller®	52
LP160-3035-10	MIG Gun Lincoln®	31	M12161-68	Use 730-8029B	.	M250-3035-10	MIG Gun Miller®	52
LP160-3035-12	MIG Gun Lincoln®	31	M12462-10	Switch Assy	230,232	M250-3035-12	MIG Gun Miller®	52
LP160-3035-15	MIG Gun Lincoln®	31	M12462-15	Switch Assy	230,232	M250-3035-15	MIG Gun Miller®	52
LP180-23-10	MIG Gun POWERMIG®	38	M130GL-3035-10	Self-Shield Gun	103	M250-3035-20	MIG Gun Miller®	52
LP180-23-12	MIG Gun POWERMIG®	38	M130GL-3035-12	Self-Shield Gun	103	M250-3035-25	MIG Gun Miller®	52
LP180-3035-10	MIG Gun POWERMIG®	38	M130GL-3035-15	Self-Shield Gun	103	M250-4045-10	MIG Gun Miller®	52
LP180-3035-12	MIG Gun POWERMIG®	38	M13304-12	Gooseneck	230-231	M250-4045-12	MIG Gun Miller®	52
LP180-3035-15	MIG Gun POWERMIG®	38	M13304-12-50	Gooseneck	230-231	M250-4045-15	MIG Gun Miller®	52
LP180-4045-10	MIG Gun POWERMIG®	38	M13304-12-50J	Gooseneck	230-231	M250-4045-20	MIG Gun Miller®	52
LP180-4045-12	MIG Gun POWERMIG®	38	M13304-12J	Gooseneck	230-231	M250-4045-25	MIG Gun Miller®	52
LP180-4045-15	MIG Gun POWERMIG®	38	M13304-6	Gooseneck	230-231	M-260	Air Filter	280
LP250-052-10	MIG Gun POWERMIG®	52	M13304-6J	Gooseneck	230-231	M400-052-10	MIG Gun Miller®	84
LP250-052-12	MIG Gun POWERMIG®	52	M13900	Use T14166-9	.	M400-052-12	MIG Gun Miller®	84
LP250-052-15	MIG Gun POWERMIG®	52	M14027-45-5/64	Gooseneck	232-233	M400-052-15	MIG Gun Miller®	84
LP250-3035-10	MIG Gun POWERMIG®	52	M14027-45-5/64J	Gooseneck	233	M400-052-20	MIG Gun Miller®	84
LP250-3035-12	MIG Gun POWERMIG®	52	M14027-82-5/64	Gooseneck	232-233	M400-052-25	MIG Gun Miller®	84
LP250-3035-15	MIG Gun POWERMIG®	52	M14027-82-5/64J	Gooseneck	233	M400-116-10	MIG Gun Miller®	84
LP250-3035-20	MIG Gun POWERMIG®	52	M14048	Use 15-531	.	M400-116-12	MIG Gun Miller®	84
LP250-3035-25	MIG Gun POWERMIG®	52	M14050-1	Use 15-531	.	M400-116-15	MIG Gun Miller®	84
LP250-4045-10	MIG Gun POWERMIG®	52	M14188	Gooseneck	230-231	M400-116-20	MIG Gun Miller®	84
LP250-4045-12	MIG Gun POWERMIG®	52	M14188-5	Gooseneck	230-231	M400-116-25	MIG Gun Miller®	84
LP250-4045-15	MIG Gun POWERMIG®	52	M14188-5J	Gooseneck	231	M400-3545-10	MIG Gun Miller®	84
LP250-4045-20	MIG Gun POWERMIG®	52	M14188J	Gooseneck	230-231	M400-3545-12	MIG Gun Miller®	84
LP250-4045-25	MIG Gun POWERMIG®	52	M15308	Use 6429	.	M400-3545-15	MIG Gun Miller®	84
LP400-052-10	MIG Gun POWERMIG®	84	M15308-1	Use 6429	.	M400-3545-20	MIG Gun Miller®	84
LP400-052-12	MIG Gun POWERMIG®	84	M15308-2	Use 6429	.	M400-3545-25	MIG Gun Miller®	84
LP400-052-15	MIG Gun POWERMIG®	84	M15308-3	Use 6429	.	M400-564-10	MIG Gun Miller®	84
LP400-052-20	MIG Gun POWERMIG®	84	M15308-4	Use 6429	.	M400-564-12	MIG Gun Miller®	84
LP400-052-25	MIG Gun POWERMIG®	84	M15308-6	Use 6429	.	M400-564-15	MIG Gun Miller®	84
LP400-116-10	MIG Gun POWERMIG®	84	M15538-2	Voltmeter	242	M400-564-20	MIG Gun Miller®	84
LP400-116-12	MIG Gun POWERMIG®	84	M15539-1	Ammeter	242	M400-564-25	MIG Gun Miller®	84
LP400-116-15	MIG Gun POWERMIG®	84	M15539-2	Ammeter	242	M500-052-10	MIG Gun Miller®	89
LP400-116-20	MIG Gun POWERMIG®	84	M15539-3	Ammeter	242	M500-052-12	MIG Gun Miller®	89
LP400-116-25	MIG Gun POWERMIG®	84	M160-23-10	MIG Gun Miller®	31	M500-052-15	MIG Gun Miller®	89
LP400-3545-10	MIG Gun POWERMIG®	84	M160-23-12	MIG Gun Miller®	31	M500-052-20	MIG Gun Miller®	89
LP400-3545-12	MIG Gun POWERMIG®	84	M160-3035-10	MIG Gun Miller®	31	M500-052-25	MIG Gun Miller®	89
LP400-3545-15	MIG Gun POWERMIG®	84	M160-3035-12	MIG Gun Miller®	31	M500-116-10	MIG Gun Miller®	89
LP400-3545-20	MIG Gun POWERMIG®	84	M160-3035-15	MIG Gun Miller®	31	M500-116-12	MIG Gun Miller®	89
LP400-3545-25	MIG Gun POWERMIG®	84	M17291-1-10	Cord	246	M500-116-15	MIG Gun Miller®	89
LP400-564-10	MIG Gun POWERMIG®	84	M17291-1-100	Cord	246	M500-116-20	MIG Gun Miller®	89
LP400-564-12	MIG Gun POWERMIG®	84	M17291-1-25	Cord	246	M500-116-25	MIG Gun Miller®	89
LP400-564-15	MIG Gun POWERMIG®	84	M17291-1-50	Cord	246	M500-332-10	MIG Gun Miller®	89

PROFAX PRODUCT INDEX								
PART NO.	DESCRIPTION	PAGE NO.	PART NO.	DESCRIPTION	PAGE NO.	PART NO.	DESCRIPTION	PAGE NO.
M500-332-12	MIG Gun Miller®	89	NG-550M	Narrow Groove Head	109	PG254000	Gauge	175
M500-332-15	MIG Gun Miller®	89	NG-8087-4-1/8	Contact Tip	109	PG2560	Gauge	175
M500-3545-10	MIG Gun Miller®	89	NG-8087-4-3/16	Contact Tip	109	PM210MP-TK	TIG Kit	245
M500-3545-12	MIG Gun Miller®	89	NG-8087-4-3/32	Contact Tip	109	PP164	Pro-Pipe-Wrap	179
M500-3545-15	MIG Gun Miller®	89	NG-8087-4-5/32	Contact Tip	109	PP176	Pro-Pipe-Wrap	179
M500-3545-20	MIG Gun Miller®	89	NG-FT	Flux Tube	109	PP177	Pro-Pipe-Wrap	179
M500-3545-25	MIG Gun Miller®	89	NS-1218C	Nozzle 1/2" x 1/8"		PP179	Pro-Pipe-Wrap	179
M500-564-10	MIG Gun Miller®	89		Recessed Copper	217	PPFAT-1	Pro-Pipe Alignment Tool	179
M500-564-12	MIG Gun Miller®	89	NS-5818C	Nozzle 5/8" x 1/8"		PRHC-14-100	Use MHCP-14-100	.
M500-564-15	MIG Gun Miller®	89		Recessed Copper	217	PRHC-14-25	Use MHCP-14-25	.
M500-564-20	MIG Gun Miller®	89	NST-3818B	Nozzle 3/8" x 1/8"		PRHC-14-50	Use MHCP-14-50	.
M500-564-25	MIG Gun Miller®	89		Recessed Brass	217	PRO-1VS	Wire Feeder	184,194-195
M500-764-10	MIG Gun Miller®	89	NT-3800C	Nozzle 3/8" Flush Copper	217	PWC-116-12	MIG Gun Water Cooled	98
M500-764-12	MIG Gun Miller®	89	O1AK-250	Conversion Kit	53	PWC-116-15	MIG Gun Water Cooled	98
M500-764-15	MIG Gun Miller®	89	O1AK-400	Conversion Kit	85	PWC-116A-12	MIG Gun Water Cooled	98
M-5090-C	Rheostat	243	OQ 1260-10	Self-Shield Gun	104	PWC-116A-15	MIG Gun Water Cooled	98
M-7230	Element (4 ea.)	280	OQ 1260-15	Self-Shield Gun	104	PWC-332-12	MIG Gun Water Cooled	98
M7980-2	Ammeter	242	OQ250-052-10	MIG Gun OXO	52	PWC-332-15	MIG Gun Water Cooled	98
M7981-1	Voltmeter	242	OQ250-052-12	MIG Gun OXO	52	PWC-35-12	MIG Gun Water Cooled	98
M8249	Cone Body Assy	236	OQ250-052-15	MIG Gun OXO	52	PWC-35-15	MIG Gun Water Cooled	98
M8249-S	Body	112	OQ250-3035-10	MIG Gun OXO	52	PWC-364A-12	MIG Gun Water Cooled	98
M8455-1	Ammeter	242	OQ250-3035-12	MIG Gun OXO	52	PWC-364A-15	MIG Gun Water Cooled	98
M8456-1	Voltmeter	242	OQ250-3035-15	MIG Gun OXO	52	PWC-45-12	MIG Gun Water Cooled	98
M8776-6	Drive Roll Key	238	OQ250-4045-10	MIG Gun OXO	52	PWC-45-15	MIG Gun Water Cooled	98
M9661-32	Diode	243	OQ250-4045-12	MIG Gun OXO	52	PWC-52-12	MIG Gun Water Cooled	98
M9661-32R	Diode	243	OQ250-4045-15	MIG Gun OXO	52	PWC-52-15	MIG Gun Water Cooled	98
MAK-1	Box Only	155	OQ400-052-10	MIG Gun OXO	84	PWC-564-12	MIG Gun Water Cooled	98
MAK-180	Conversion Kit	39	OQ400-052-12	MIG Gun OXO	84	PWC-564-15	MIG Gun Water Cooled	98
MAK-1S	Kit For 9 & 20	155	OQ400-052-15	MIG Gun OXO	84	PWCLN-116-12	MIG Gun Water Cooled	99
MAK-2	Box Only	155	OQ400-052-20	MIG Gun OXO	84	PWCLN-116-15	MIG Gun Water Cooled	99
MAK-250	Conversion Kit	53	OQ400-052-25	MIG Gun OXO	84	PWCLN-116A-12	MIG Gun Water Cooled	99
MAK-2S	Kit For 17, 18 & 26	155	OQ400-116-10	MIG Gun OXO	84	PWCLN-116A-15	MIG Gun Water Cooled	99
MAK-353-S	Gas Solenoid	97	OQ400-116-12	MIG Gun OXO	84	PWCLN-332-12	MIG Gun Water Cooled	99
MAK-400	Conversion Kit	85	OQ400-116-15	MIG Gun OXO	84	PWCLN-332-15	MIG Gun Water Cooled	99
MAK-500	Conversion Kit	89	OQ400-116-20	MIG Gun OXO	84	PWCLN-35-12	MIG Gun Water Cooled	99
ME128	EASYklean Neutraliser	159-160	OQ400-116-25	MIG Gun OXO	84	PWCLN-35-15	MIG Gun Water Cooled	99
MFC-14	Foot Control	158,263	OQ400-3545-10	MIG Gun OXO	84	PWCLN-364A-12	MIG Gun Water Cooled	99
MFTC-14	Fingertip Control 27'	158,263	OQ400-3545-12	MIG Gun OXO	84	PWCLN-364A-15	MIG Gun Water Cooled	99
MFTC-14-52	Fingertip Control 52'	158,263	OQ400-3545-15	MIG Gun OXO	84	PWCLN-45-12	MIG Gun Water Cooled	99
MFTC-5	Fingertip Control 27'	158,263	OQ400-3545-20	MIG Gun OXO	84	PWCLN-45-15	MIG Gun Water Cooled	99
MFTC-5-52	Fingertip Control 52'	158,263	OQ400-3545-25	MIG Gun OXO	84	PWCLN-52-12	MIG Gun Water Cooled	99
MFx-4	Flexible Barrel	256	OQ400-564-10	MIG Gun OXO	84	PWCLN-52-15	MIG Gun Water Cooled	99
MHC-14	Remote Control	262	OQ400-564-12	MIG Gun OXO	84	PWCLN-564-12	MIG Gun Water Cooled	99
MHC-14-1	Remote Control 1'	262	OQ400-564-15	MIG Gun OXO	84	PWCLN-564-15	MIG Gun Water Cooled	99
MHC-14-100	Remote Control	262	OQ400-564-20	MIG Gun OXO	84	PWCM-116-12	MIG Gun Water Cooled	99
MHC-14-25	Remote Control	262	OQ400-564-25	MIG Gun OXO	84	PWCM-116-15	MIG Gun Water Cooled	99
MHC-14-50	Remote Control	262	OQAK-250	Conversion Kit	53	PWCM-116A-12	MIG Gun Water Cooled	99
MHC-3	Remote Control	184,262	OR1	O-ring	35,251	PWCM-116A-15	MIG Gun Water Cooled	99
MHC-3-1	Remote Hand Control 1'	184,262	OR-M260	O-ring	280	PWCM-332-15	MIG Gun Water Cooled	99
MHC-3-100	Remote Control	184,262	P180-23-10	MIG Gun Panasonic®	38	PWCM-35-12	MIG Gun Water Cooled	99
MHC-3-25	Remote Control	184,262	P180-23-12	MIG Gun Panasonic®	38	PWCM-35-15	MIG Gun Water Cooled	99
MHC-3-50	Remote Control	184,262	P180-23-15	MIG Gun Panasonic®	38	PWCM-364A-12	MIG Gun Water Cooled	99
MHC-3GD34A	Remote Control	262	P180-3035-10	MIG Gun Panasonic®	38	PWCM-364A-15	MIG Gun Water Cooled	99
MHC-3GD34A-100	Remote Control	262	P180-3035-12	MIG Gun Panasonic®	38	PWCM-45-12	MIG Gun Water Cooled	99
MHC-3GD34A-25	Remote Control	262	P180-3035-15	MIG Gun Panasonic®	38	PWCM-45-15	MIG Gun Water Cooled	99
MHC-3GD34A-50	Remote Control	262	P180-4045-10	MIG Gun Panasonic®	38	PWCM-52-12	MIG Gun Water Cooled	99
MHC-K	Knob	262	P180-4045-12	MIG Gun Panasonic®	38	PWCM-52-15	MIG Gun Water Cooled	99
MHCP-14-1	Hand Control	262	P180-4045-15	MIG Gun Panasonic®	38	PWCM-564-12	MIG Gun Water Cooled	99
MHCP-14-100	Remote Control	262	P250-052-10	MIG Gun Panasonic®	52	PWCM-564-15	MIG Gun Water Cooled	99
MHCP-14-25	Remote Control	262	P250-052-12	MIG Gun Panasonic®	52	PWCX-116-12	MIG Gun Water Cooled	99
MHCP-14-50	Remote Control	262	P250-052-15	MIG Gun Panasonic®	52	PWCX-116-15	MIG Gun Water Cooled	99
MHCP-14-C-25	Extension Cord, 25'	262	P250-3035-10	MIG Gun Panasonic®	52	PWCX-116A-12	MIG Gun Water Cooled	99
MHCP-14-C-50	Extension Cord, 50'	262	P250-3035-12	MIG Gun Panasonic®	52	PWCX-116A-15	MIG Gun Water Cooled	99
MHCP-14-C-75	Extension Cord, 75'	262	P250-3035-15	MIG Gun Panasonic®	52	PWCX-332-12	MIG Gun Water Cooled	99
MIL-25A	Diffuser Adapter	256	P250-4045-10	MIG Gun Panasonic®	52	PWCX-332-15	MIG Gun Water Cooled	99
MIL-25KIT	Conversion Kit	256	P250-4045-12	MIG Gun Panasonic®	52	PWCX-35-12	MIG Gun Water Cooled	99
MK-353-24	Gas Hose 26"	97	P250-4045-15	MIG Gun Panasonic®	52	PWCX-35-15	MIG Gun Water Cooled	99
MS550-10	Sub Arc Gun	112	PAK-1-3	Thumb Screw	97	PWCX-364A-12	MIG Gun Water Cooled	99
MS550-15	Sub Arc Gun	112	PAK-180	Conversion Kit	39	PWCX-364A-15	MIG Gun Water Cooled	99
MS550-5	Sub Arc Gun	112	PAK-250	Conversion Kit	53	PWCX-45-12	MIG Gun Water Cooled	99
MSAK-353	Gas Hose w/Grommet	39,53,85,89	PBM-100	Beveling Machine	181	PWCX-45-15	MIG Gun Water Cooled	99
MSAK-354	Control Cord	39,53,85,89, 97,251,253	PBM-96C	Chain	181	PWCX-52-12	MIG Gun Water Cooled	99
			PG20200	Gauge	175	PWCX-52-15	MIG Gun Water Cooled	99
MSHOE-1	Copper Shoe	109	PG2030	Gauge	175	PWCX-564-12	MIG Gun Water Cooled	99
MSHOE-2	Copper Shoe	109	PG20400	Gauge	175	PWCX-564-15	MIG Gun Water Cooled	99
N-3418C	Nozzle 3/4" x 1/8"		PG204000	Gauge	175	PX160	Welding Machine	182
	Recessed Copper	217	PG2060	Gauge	175	PX160 BAG	Carry Bag	182
N-5818C	Nozzle 5/8" x 1/8"		PG25200	Gauge	175	PX160-TIG KIT	TIG Package	182
	Recessed Copper	217	PG2530	Gauge	175	PX200	Welding Machine	183
NG-550	Narrow Groove Head	109	PG25400	Gauge	175	PX200 BAG	Carry Bag	183

PROFAX PRODUCT INDEX

PART NO.	DESCRIPTION	PAGE NO.	PART NO.	DESCRIPTION	PAGE NO.	PART NO.	DESCRIPTION	PAGE NO.
PX20MT	Wire Feeder	190-191			69,73,77,81,85,	S10157-3	Nozzle	237
PX20T	Wire Feeder	187-188,190-191			91,93,99,102	S10157-4	Nozzle	237
PX20TIG	Cold Wire Feed System for TIG	147	R174-UA	Plug	59,69,73,77,81,91,93	S10157-9EXT	Nozzle Body	109
PX24MT	Wire Feeder	192-193	R174-UAG	Plug	39,59,69,73,77,81,91,93	S10157-M	Flux Tube Clamp	109
PX24T	Wire Feeder	187,189,192-193	R175-L	Connector	87,95	S10157-NG	Nozzle Body	109
PX262-MIG	Welding Machine	185	R175-LC	Connector	89	S10493-1	Insulator	109,236
PX300CV	Welding Machine	186-189	R175-M	Connector	87,89,95	S1125-1	Stud Assy	243
PX300CV-2T	Welding Machine Package	188	R175M-N	Nipple	87,89,95	S11893-4	Decal	243
PX300CV-2TRG	Welding Machine Package	188	R175-T	Connector	87,89,95	S12020-15	Plug	249
PX300CV-4DM	Welding Machine Package	189	R175-UA	Connector	87,95	S12020-16	Plug	249
PX300CV-4DMRG	Welding Machine Package	189	R175-UAG	Connector	87,95	S12020-17	Plug	249
PX300CV-4T	Welding Machine Package	189	R185-H	Housing	35,41,45,49,55,	S12020-26	Plug	249
PX300CV-4TRG	Welding Machine Package	189			59,65,69,73,77,	S12020-27	Plug	158,244-245,249
PX400SS	Welding Machine	184			81,87,91,93,95,	S12020-3	Plug	249
PX-917-P160	Lenco Connector	182-183			102,251,253,279	S12020-32	Plug	249
QCA	Adapter Kit	198	R185-S	Spring	35,39,41,45,49,	S12020-59	Use S12020-32	.
QCB	Connector	100,198			53,55,59,65,69,	S12020-6	Plug	249
QCC CONDUIT	Conduit / Bulk	100,197-198,237			73,77,81,85,87,	S12020-60	Plug	249
QCC-108	Conduit	198			91,93,95,102,251,	S12020-8	Plug	249
QCC-120	Conduit	198			253,279	S12021-11	Receptacle	249
QCC-144	Conduit	198	R185-SC	Screws	35,41,45,49,55,	S12021-12	Receptacle	249
QCC-180	Conduit	198			59,65,69,73,77,	S12021-16	Receptacle	249
QCC-24	Conduit	198			81,87,91,93,95,	S12021-17	Receptacle	249
QCC-240	Conduit	198			99,102,251,253,279	S12021-18	Receptacle	249
QCC-30	Conduit	198	R186-H	Housing	99	S12021-3	Receptacle	249
QCC-300	Conduit	198	R186-S	Spring Strain Relief	99	S12021-31	Receptacle	249
QCC-36	Conduit	198	RCC-14	Use MFTC-14	.	S12021-32	Receptacle	249
QCC-48	Conduit	198	RCC-5	Use MFTC-5	.	S12021-40	Receptacle	249
QCC-60	Conduit	100,198	RF1430-320	Regulator/Flowmeter	35,37,39,53,	S12021-64	Use S12021-17	.
QCC-72	Conduit	198			69,73,85,174,196	S12021-65	Use S12021-18	.
QCC-84	Conduit	198	RF1430-580	Regulator/Flowmeter	35,37,39,53,	S12021-66	Use S12021-3	.
QCC-96	Conduit	198			69,73,85,174,	S12021-67	Use S12021-31	.
QCCHD	Conduit Bulk	198			182-183,188-189,196	S12021-68	Use S12021-32	.
QCCHD-108	HD Conduit	198	RF1430-580-KIT	Regulator/Flowmeter KIT	174	S12021-70	Use S12021-40	.
QCCHD-120	HD Conduit	198	RFC-14	Use MFC-14	.	S12023-10	Receptacle	249
QCCHD-144	HD Conduit	198	RFCS-14	Use MFC-14	.	S12023-11	Receptacle	249
QCCHD-180	HD Conduit	198	RFG-110	Heating Element	174	S12023-12	Receptacle	249
QCCHD-240	HD Conduit	198	RFG-320-H	Regulator/Flow Gauge	49,65,	S12023-13	Receptacle	249
QCCHD-300	HD Conduit	198			77,87,174	S12023-15	Receptacle	249
QCCHD-48	Conduit 48"	198	RG-2	Running Gear w/Cyl Rack	187	S12023-19	Receptacle	249
QCCHD-72	HD Conduit	198	RHC-14	Use MHC-14	.	S12023-2	Receptacle	249
QCCHD-84	HD Conduit	198	RHC-14-100	Use MHC-14-100	.	S12023-8	Receptacle	249
QCCHD-96	HD Conduit	198	RHC-14-25	Use MHC-14-25	.	S12023-9	Receptacle	249
QCF	Quick Connect 1/4 N.P.T. F	198	RHC-14-50	Use MHC-14-50	.	S12475	Pressure Arm	239
QCF-1/2	Quick Connect 1/2-20 F	100,198	RHC-3	Use MHC-3	.	S12691-1	Nozzle	227,232
QCM	Quick Connect 1/4 N.P.T. M	198	RHC-3-100	Use MHC-3-100	.	S12880	Heat Shield Assy	232
QCM-1/2	Quick Connect 1/2 N.P.T. M	198	RHC-3-25	Use MHC-3-25	.	S13037	Heat Shield Assy	230
QCM-1/2-20	Quick Connect Male	197-198	RHC-3-50	Use MHC-3-50	.	S13157	Nozzle Collar	238
QJL-116	Jump Liner	218	RHC-3GD34A	Use MHC-3GD34A	.	S13164	Use M11609	.
QJL-3545	Jump Liner	218	RHC-3GD34A-100	Use MHC-3GD34A-100	.	S13165	Idle Roll Assembly	238
R172-UA	Plug	35,41,45,49,55,65,	RHC-3GD34A-25	Use MHC-3GD34A-25	.	S13358	Nozzle	227,232
		102,251,253	RHC-3GD34A-50	Use MHC-3GD34A-50	.	S13921	Tip Adapter	228,237
R172-UAG	Plug	35,41,45,49,55,65,102	RSCLN-15	Remote Start Ctrl	90-91,100,	S14033-.045	Contact Tip	237
R173-L	Connector	115			113-115	S14033-.052	Contact Tip	237
R173-M	Connector	115	RSCLN-25	Remote Start Ctrl	90-91,100,	S14033-5/64	Contact Tip	238
R173-T	Connector	115			113-115	S15106-3/32	Insert	236
R174-C	Connector	35,39,41,45,49,	RSCM-15	Remote Start Ctrl	90-91,100,	S15900	Nozzle	227,230
		55,59,73,102			113-115	S15921-2	Clamp	230,232
R174-DX	Power Pin	256	RSCM-25	Remote Start Ctrl	90-91,100,	S15922-1	Clamp	230,232
R174-E	Connector	35,41,45,49,55,			113-115	S15954	Tip Adapter	238
		59,65,69,73,77,	S020000	Use 633U10	.	S16666-1	Pressure Arm Assy.	235,239-241
		81,91,102	S10125-1/16	Contact Tip	112,224,237	S17211-1	Sensor Lead	235
R174-H	Connector	35,41,45,49,55,	S10125-1/8	Contact Tip	224,237	S17211-4	Sensor Lead	235
		59,65,69,73,77,	S10125-3/16	Contact Tip	224,237	S17217-1	Nozzle	227,230
		81,91,102	S10125-3/32	Contact Tip	112,224,237	S18033-052	Use KP1999-1	.
R174-L	Connector	35,41,45,49,55,	S10125-5/32	Contact Tip	224,237	S18656	Plug	249
		59,65,69,73,77,	S10125-5/64	Contact Tip	112,224,237	S18697-44	Use KP2010-3B1	.
		81,91,93,99,102	S10125-7/32	Contact Tip	224,237	S18697-45	Use KP2010-4B1	.
R174-LC	Connector	39,53,85	S10125-7/64	Contact Tip	224,237	S18697-46	Use KP2010-5B1	.
R174-LH	Connector	32	S10125XL-1/16	Contact Tip	224,237	S18697-47	Use KP2010-6	.
R174-LP	Connector	32,77	S10125XL-1/8	Contact Tip	224,237	S18697-52	Use KP2010-7B1	.
R174-M	Connector	32,35,39,41,45,	S10125XL-3/16	Contact Tip	224,237	S19757	Plug	230,232,249
		49,53,55,59,65,	S10125XL-3/32	Contact Tip	224,237	S19961-2	Use KP2042-1	.
		69,73,77,81,85,	S10125XL-5/32	Contact Tip	224,237	S19961-3	Use KP2042-2	.
		91,93,99,102,251,253	S10125XL-5/64	Contact Tip	224,237	S19961-4	Use KP2042-3	.
R174M-4	Insulator	253	S10125XL-7/64	Contact Tip	224,237	S19961-5	Use KP2042-4	.
R174M-N	Nipple	39,53,85,251,253	S10138	Plug	236	S19962	Use KP2043-1	.
R174M-R	Insulator	39,85,251	S10147	Nut	112,236	S19963	Use KP2044-1	.
R174-T	Connector	32,35,39,41,45,	S10157	Nozzle Body Assy	112,236-237	S21006	Plug	244,249
		49,53,55,59,65,	S10157-2.625	Nozzle	237	S23978-1	Use KP2072-5B1	.

PROFAX PRODUCT INDEX

PART NO.	DESCRIPTION	PAGE NO.	PART NO.	DESCRIPTION	PAGE NO.	PART NO.	DESCRIPTION	PAGE NO.
S23978-2	Use KP2072-10B1	.	SBLSL550-70-15	Small Bore Sub Arc Gun	114	SPLN250HD-052-12	Heavy Duty Slim line MIG gun	54
S23978-29	Use KP2072-9B1	.	SBLSL550-90-10	Small Bore Sub Arc Gun	114	SPLN250HD-052-15	Heavy Duty Slim line MIG gun	54
S23978-3	Use KP2072-12B1	.	SBLSL550-90-15	Small Bore Sub Arc Gun	114	SPLN250HD-052-20	Heavy Duty Slim line MIG gun	54
S23978-4	Use KP2072-27	.	SBSM550-70-10	Small Bore Sub Arc Gun	114	SPLN250HD-052-25	Heavy Duty Slim line MIG gun	54
S550-3	Extension for S550-GUN	112	SBSM550-70-15	Small Bore Sub Arc Gun	114	SPLN250HD-3035-10	Heavy Duty Slim line MIG gun	54
S550A	Adapter	112	SBSM550-90-10	Small Bore Sub Arc Gun	114	SPLN250HD-3035-12	Heavy Duty Slim line MIG gun	54
S550BHS	Screws	111,112,236	SBSM550-90-15	Small Bore Sub Arc Gun	114	SPLN250HD-3035-15	Heavy Duty Slim line MIG gun	54
S550FS	Flux Spring	113	SDC-1	Cord	196	SPLN250HD-3035-20	Heavy Duty Slim line MIG gun	54
S550FV	Gate valve	111,112,236	SDC-2	Cord	196	SPLN250HD-3035-25	Heavy Duty Slim line MIG gun	54
S550H	Flux hopper	111,112,236	SDC-3	Cord	196	SPLN250HD-4045-10	Heavy Duty Slim line MIG gun	54
S550HL	Support rim	112,236	SDC-4	Cord	196	SPLN250HD-4045-12	Heavy Duty Slim line MIG gun	54
S550I-1	Insulator	112	SDC-5	Cord	196	SPLN250HD-4045-15	Heavy Duty Slim line MIG gun	54
S550I-2	Cover Insulator	112	SDC-6	Cord	196	SPLN250HD-4045-20	Heavy Duty Slim line MIG gun	54
S550JL	Jumper liner	112	SDC-7	Cord	196	SPLN250HD-4045-25	Heavy Duty Slim line MIG gun	54
S600W	Torch Head	100	SDC-8	Cord	196	SPLN400HD-052-10	Heavy Duty Slim Line MIG Gun	72
S601	Gas Hose	100	SDC-9	Cord	196	SPLN400HD-052-12	Heavy Duty Slim Line MIG Gun	72
S602	Power Cable Assembly	100	SDT	Step Down Transformer	196	SPLN400HD-052-15	Heavy Duty Slim Line MIG Gun	72
S603	Water Hose	100	SGH-1/4	Green Hose on Reel	176	SPLN400HD-052-20	Heavy Duty Slim Line MIG Gun	72
S70011	O-ring	45,65,77,253	SGL-10	Green Hose	176	SPLN400HD-052-25	Heavy Duty Slim Line MIG Gun	72
S7583-1	Plug	244,249	SGL-100	Green Hose	176	SPLN400HD-116-10	Heavy Duty Slim Line MIG Gun	72
S8087-045	Contact Tip	224,237	SGL-106	Green Hose	176	SPLN400HD-116-12	Heavy Duty Slim Line MIG Gun	72
S8087-1/16	Contact Tip	224,237	SGL-16	Green Hose	176	SPLN400HD-116-15	Heavy Duty Slim Line MIG Gun	72
S8087-1/8	Contact Tip	224,237	SGL-25	Green Hose	176	SPLN400HD-116-20	Heavy Duty Slim Line MIG Gun	72
S8087-3/32	Contact Tip	224,237	SGL-31	Green Hose	176	SPLN400HD-116-25	Heavy Duty Slim Line MIG Gun	72
S8087-5/32	Contact Tip	224,237	SGL-50	Green Hose	176	SPLN400HD-3545-10	Heavy Duty Slim Line MIG Gun	72
S8087-5/64	Contact Tip	224,237	SGL-56	Green Hose	176	SPLN400HD-3545-12	Heavy Duty Slim Line MIG Gun	72
S8087-7/64	Contact Tip	224,237	SGL-75	Green Hose	176	SPLN400HD-3545-15	Heavy Duty Slim Line MIG Gun	72
S8087-TA	Tip Adapter	228,237	SGL-81	Green Hose	176	SPLN400HD-3545-20	Heavy Duty Slim Line MIG Gun	72
S9776-7	Retaining Ring	230,232	SGR-10	Green Hose	176	SPLN400HD-3545-25	Heavy Duty Slim Line MIG Gun	72
SA-12-45-4R	Extension	113	SGR-100	Green Hose	176	SPLP250HD-052-10	Heavy Duty Slim line MIG gun	54
SA-12-60-4R	Extension	113	SGR-106	Green Hose	176	SPLP250HD-052-12	Heavy Duty Slim line MIG gun	54
SA-12-90-4R	Extension	113	SGR-16	Green Hose	176	SPLP250HD-052-15	Heavy Duty Slim line MIG gun	54
SA-6-30	Extension	113	SGR-25	Green Hose	176	SPLP250HD-052-20	Heavy Duty Slim line MIG gun	54
SA-6-45	Extension	113	SGR-31	Green Hose	176	SPLP250HD-052-25	Heavy Duty Slim line MIG gun	54
SA-6-60	Extension	113	SGR-50	Green Hose	176	SPLP250HD-3035-10	Heavy Duty Slim line MIG gun	54
SA-6-90	Extension	113	SGR-56	Green Hose	176	SPLP250HD-3035-12	Heavy Duty Slim line MIG gun	54
SA-9-22	Extension	113	SGR-75	Green Hose	176	SPLP250HD-3035-15	Heavy Duty Slim line MIG gun	54
SA-9-30	Extension	113	SGR-81	Green Hose	176	SPLP250HD-3035-20	Heavy Duty Slim line MIG gun	54
SA-9-45	Extension	113	SP-200	Use 037305	.	SPLP250HD-3035-25	Heavy Duty Slim line MIG gun	54
SA-9-60	Extension	113	SP210	Cable Assembly	55	SPLP250HD-4045-10	Heavy Duty Slim line MIG gun	54
SA-9-75	Extension	113	SP212	Cable Assembly	55	SPLP250HD-4045-12	Heavy Duty Slim line MIG gun	54
SA-9-90	Extension	113	SP215	Cable Assembly	55	SPLP250HD-4045-15	Heavy Duty Slim line MIG gun	54
SB-550-6	Aluminum Outer Tube	114	SP220	Cable Assembly	55	SPLP250HD-4045-20	Heavy Duty Slim line MIG gun	54
SB-551	Nozzle Assy	114	SP225	Cable Assembly	55	SPLP250HD-4045-25	Heavy Duty Slim line MIG gun	54
SB-552	Spring Bushing Assembly	114	SP250HD-052-10	Heavy Duty Slim line MIG gun	54	SPLP400HD-052-10	Heavy Duty Slim Line MIG Gun	72
SB-554	Insulator	114	SP250HD-052-12	Heavy Duty Slim line MIG gun	54	SPLP400HD-052-12	Heavy Duty Slim Line MIG Gun	72
SB-555-1/16	Contact Tip	114	SP250HD-052-15	Heavy Duty Slim line MIG gun	54	SPLP400HD-052-15	Heavy Duty Slim Line MIG Gun	72
SB-555-1/8	Contact Tip	114	SP250HD-052-20	Heavy Duty Slim line MIG gun	54	SPLP400HD-052-20	Heavy Duty Slim Line MIG Gun	72
SB-555-3/32	Contact Tip	114	SP250HD-052-25	Heavy Duty Slim line MIG gun	54	SPLP400HD-052-25	Heavy Duty Slim Line MIG Gun	72
SB-555-5/64	Contact Tip	114	SP250HD-3035-10	Heavy Duty Slim line MIG gun	54	SPLP400HD-116-10	Heavy Duty Slim Line MIG Gun	72
SB-556	Flux Tube	114	SP250HD-3035-12	Heavy Duty Slim line MIG gun	54	SPLP400HD-116-12	Heavy Duty Slim Line MIG Gun	72
SB-557-13	Flux Hose	114	SP250HD-3035-15	Heavy Duty Slim line MIG gun	54	SPLP400HD-116-15	Heavy Duty Slim Line MIG Gun	72
SB-557-18	Flux Hose	114	SP250HD-3035-20	Heavy Duty Slim line MIG gun	54	SPLP400HD-116-20	Heavy Duty Slim Line MIG Gun	72
SB-558	Set Screw	114	SP250HD-3035-25	Heavy Duty Slim line MIG gun	54	SPLP400HD-116-25	Heavy Duty Slim Line MIG Gun	72
SB-9-30	Extension 9"-30°	114	SP250HD-4045-10	Heavy Duty Slim line MIG gun	54	SPLP400HD-3545-10	Heavy Duty Slim Line MIG Gun	72
SB-9-45	Extension 9"-45°	114	SP250HD-4045-12	Heavy Duty Slim line MIG gun	54	SPLP400HD-3545-12	Heavy Duty Slim Line MIG Gun	72
SB-9-60	Extension 9"-60°	114	SP250HD-4045-15	Heavy Duty Slim line MIG gun	54	SPLP400HD-3545-15	Heavy Duty Slim Line MIG Gun	72
SB-9-70	Extension	114	SP250HD-4045-20	Heavy Duty Slim line MIG gun	54	SPLP400HD-3545-20	Heavy Duty Slim Line MIG Gun	72
SB-9-90	Extension	114	SP250HD-4045-25	Heavy Duty Slim line MIG gun	54	SPLP400HD-3545-25	Heavy Duty Slim Line MIG Gun	72
SBH-1/2	Black Hose on Reel	176	SP400HD-052-10	Heavy Duty Slim Line MIG Gun	72	SPM250HD-052-10	Heavy Duty Slim line MIG gun	54
SBH-1/4	Black Hose on Reel	176	SP400HD-052-12	Heavy Duty Slim Line MIG Gun	72	SPM250HD-052-12	Heavy Duty Slim line MIG gun	54
SBH-3/16	Black Hose on Reel	176	SP400HD-052-15	Heavy Duty Slim Line MIG Gun	72	SPM250HD-052-15	Heavy Duty Slim line MIG gun	54
SBH-3/8	Black Hose on Reel	176	SP400HD-052-20	Heavy Duty Slim Line MIG Gun	72	SPM250HD-052-20	Heavy Duty Slim line MIG gun	54
SBH-5/16	Black Hose on Reel	176	SP400HD-052-25	Heavy Duty Slim Line MIG Gun	72	SPM250HD-052-25	Heavy Duty Slim line MIG gun	54
SBH-5/8	Black Hose on Reel	176	SP400HD-116-10	Heavy Duty Slim Line MIG Gun	72	SPM250HD-3035-10	Heavy Duty Slim line MIG gun	54
SBLS559-10	Cable Assy	114	SP400HD-116-12	Heavy Duty Slim Line MIG Gun	72	SPM250HD-3035-12	Heavy Duty Slim line MIG gun	54
SBLS559-15	Cable Assy	114	SP400HD-116-15	Heavy Duty Slim Line MIG Gun	72	SPM250HD-3035-15	Heavy Duty Slim line MIG gun	54
SBM559-10	Cable Assy	114	SP400HD-116-20	Heavy Duty Slim Line MIG Gun	72	SPM250HD-3035-20	Heavy Duty Slim line MIG gun	54
SBM559-15	Cable Assy	114	SP400HD-116-25	Heavy Duty Slim Line MIG Gun	72	SPM250HD-3035-25	Heavy Duty Slim line MIG gun	54
SBR-10	Hose	176	SP400HD-3545-10	Heavy Duty Slim Line MIG Gun	72	SPM250HD-4045-10	Heavy Duty Slim line MIG gun	54
SBR-100	Hose	176	SP400HD-3545-12	Heavy Duty Slim Line MIG Gun	72	SPM250HD-4045-12	Heavy Duty Slim line MIG gun	54
SBR-106	Hose	176	SP400HD-3545-15	Heavy Duty Slim Line MIG Gun	72	SPM250HD-4045-15	Heavy Duty Slim line MIG gun	54
SBR-16	Hose	176	SP400HD-3545-20	Heavy Duty Slim Line MIG Gun	72	SPM250HD-4045-20	Heavy Duty Slim line MIG gun	54
SBR-25	Hose	176	SP400HD-3545-25	Heavy Duty Slim Line MIG Gun	72	SPM250HD-4045-25	Heavy Duty Slim line MIG gun	54
SBR-31	Hose	176	SP410	Cable Assembly	73	SPM400HD-052-10	Heavy Duty Slim Line MIG Gun	72
SBR-50	Hose	176	SP412	Cable Assembly	73	SPM400HD-052-12	Heavy Duty Slim Line MIG Gun	72
SBR-56	Hose	176	SP415	Cable Assembly	73	SPM400HD-052-15	Heavy Duty Slim Line MIG Gun	72
SBR-75	Hose	176	SP420	Cable Assembly	73	SPM400HD-052-20	Heavy Duty Slim Line MIG Gun	72
SBR-81	Hose	176	SP425	Cable Assembly	73	SPM400HD-052-25	Heavy Duty Slim Line MIG Gun	72
SBLSL550-70-10	Small Bore Sub Arc Gun	114	SPLN250HD-052-10	Heavy Duty Slim line MIG gun	54	SPM400HD-116-10	Heavy Duty Slim Line MIG Gun	72

PROFAX PRODUCT INDEX

PART NO.	DESCRIPTION	PAGE NO.	PART NO.	DESCRIPTION	PAGE NO.	PART NO.	DESCRIPTION	PAGE NO.
SPM400HD-116-12	Heavy Duty Slim Line MIG Gun	72	T12507-5/64	Guide Tube	237	TAK-250	Conversion Kit	53
SPM400HD-116-15	Heavy Duty Slim Line MIG Gun	72	T12564	Brush	243	TAK-351	Adapter Kit	97
SPM400HD-116-20	Heavy Duty Slim Line MIG Gun	72	T12564-1	Use T12564	.	TAK-352-18	Liner	97
SPM400HD-116-25	Heavy Duty Slim Line MIG Gun	72	T12565	Use 16-400	.	TAK-352-23	Liner	97
SPM400HD-3545-10	Heavy Duty Slim Line MIG Gun	72	T12576-1	Insert	232	TAK-352-3035	Liner	97
SPM400HD-3545-12	Heavy Duty Slim Line MIG Gun	72	T12576-2	Insert	230	TAK-352-3545	Liner	97
SPM400HD-3545-15	Heavy Duty Slim Line MIG Gun	72	T12576-3	Insert	232	TAK-352-564	Liner	97
SPM400HD-3545-20	Heavy Duty Slim Line MIG Gun	72	T12931-19	Gooseneck Liner	230	TAK-352-A116	Liner	97
SPM400HD-3545-25	Heavy Duty Slim Line MIG Gun	72	T12931-26	Gooseneck Liner	230	TAK-352-A364	Liner	97
SPX250HD-052-10	Heavy Duty Slim line MIG gun	54	T12931-32	Gooseneck Liner	232	TAK-352-HO	Adapter Plug	97
SPX250HD-052-12	Heavy Duty Slim line MIG gun	54	T12931-4	Gooseneck Liner	230	TAK-352-L20	Adapter Plug	97
SPX250HD-052-15	Heavy Duty Slim line MIG gun	54	T12931-5	Gooseneck Liner	232	TAK-352-L23	Adapter Plug	97
SPX250HD-052-20	Heavy Duty Slim line MIG gun	54	T12931-7	Gooseneck Liner	232	TAK-352-L31	Adapter Plug	97
SPX250HD-052-25	Heavy Duty Slim line MIG gun	54	T12932-1	Screw	230	TAK-352-MS	Adapter Plug	97
SPX250HD-3035-10	Heavy Duty Slim line MIG gun	54	T12932-2	Screw	232	TAK-352-P	Adapter Plug	97
SPX250HD-3035-12	Heavy Duty Slim line MIG gun	54	T12977-1	Insert	230	TAK-35-HO	Adapter Kit	96
SPX250HD-3035-15	Heavy Duty Slim line MIG gun	54	T12977-2	Insert	232	TAK-35-L20	Adapter Kit	96
SPX250HD-3035-20	Heavy Duty Slim line MIG gun	54	T13467-120F	Inlet Guide	241	TAK-35-L23	Adapter Kit	96
SPX250HD-3035-25	Heavy Duty Slim line MIG gun	54	T13835	Hose	236	TAK-35-L31	Adapter Kit	96
SPX250HD-4045-10	Heavy Duty Slim line MIG gun	54	T13835-IN	Fiber Insulator	236	TAK-35-MS	Adapter Kit	96
SPX250HD-4045-12	Heavy Duty Slim line MIG gun	54	T14050-035	Contact Tip	225,230	TAK-400	Conversion Kit	85
SPX250HD-4045-15	Heavy Duty Slim line MIG gun	54	T14050-045	Contact Tip	225,230,238	TAK-500	Conversion Kit	89
SPX250HD-4045-20	Heavy Duty Slim line MIG gun	54	T14050-052	Contact Tip	225,230,238	TAS15954	Tip Adapter	238
SPX250HD-4045-25	Heavy Duty Slim line MIG gun	54	T14050-072	Contact Tip	225,230	TC-2B	Fingertip Control 27'	223
SPX400HD-052-10	Heavy Duty Slim Line MIG Gun	72	T14050-1/16	Contact Tip	225,230,237	TC-2B-52	Fingertip Control 52'	223
SPX400HD-052-12	Heavy Duty Slim Line MIG Gun	72	T14050-1/8	Contact Tip	225,237	TCM-100	Cutting Machine	181
SPX400HD-052-15	Heavy Duty Slim Line MIG Gun	72	T14050-2.75-035	Contact Tip 2.75"	225	TCM-100-CC	Cutting Attachment	181
SPX400HD-052-20	Heavy Duty Slim Line MIG Gun	72	T14050-2.75-045	Contact Tip 2.75"	225	TCM-1M	Track	181
SPX400HD-052-25	Heavy Duty Slim Line MIG Gun	72	T14050-2.75-052	Contact Tip 2.75"	225	TCM-1V	Track	181
SPX400HD-116-10	Heavy Duty Slim Line MIG Gun	72	T14050-2.75-068	Contact Tip 2.75"	225	TCM-200V	Cutting Machine	181
SPX400HD-116-12	Heavy Duty Slim Line MIG Gun	72	T14050-2.75-1/16	Contact Tip 2.75"	225	TF-160	Flexible Barrel	32-33,277
SPX400HD-116-15	Heavy Duty Slim Line MIG Gun	72	T14050-2.75-1/8	Contact Tip 2.75"	225	TF-180M	Flexible Gooseneck	251
SPX400HD-116-20	Heavy Duty Slim Line MIG Gun	72	T14050-2.75-3/32	Contact Tip 2.75"	225	TFX-180	Flexible Barrel	35,37
SPX400HD-116-25	Heavy Duty Slim Line MIG Gun	72	T14050-2.75-5/64	Contact Tip 2.75"	225	TFX180-12SP	Flexible Barrel Extreme Heat	37
SPX400HD-3545-10	Heavy Duty Slim Line MIG Gun	72	T14050-2.75-7/64	Contact Tip 2.75"	225	TFX180-18SP	Flexible Barrel Extreme Heat	37
SPX400HD-3545-12	Heavy Duty Slim Line MIG Gun	72	T14050-2-035	Contact Tip 2"	225	TFX180-24SP	Flexible Barrel Extreme Heat	37
SPX400HD-3545-15	Heavy Duty Slim Line MIG Gun	72	T14050-2-045	Contact Tip 2"	225	TFX-2	Flexible Barrel	43,277
SPX400HD-3545-20	Heavy Duty Slim Line MIG Gun	72	T14050-2-052	Contact Tip 2"	225	TFX2-12SP	Flexible Barrel Extreme Heat	43,277
SPX400HD-3545-25	Heavy Duty Slim Line MIG Gun	72	T14050-2-068	Contact Tip 2"	225	TFX2-18SP	Flexible Barrel Extreme Heat	43,277
ST-600	Machine Torch	100	T14050-2-1/16	Contact Tip 2"	225	TFX2-24SP	Flexible Barrel Extreme Heat	43,277
SW-1	Switch	129,133,135,137,141,143,147	T14050-2-1/8	Contact Tip 2"	225	TFX-25M	Flexible Gooseneck	253
SW-1F	Switch	129,133,135,137,141,143	T14050-2-3/32	Contact Tip 2"	225	TFX-2B	Flexible Barrel	217
SW-2	On/Off Switch	129,133,135,137,141,143	T14050-2-5/64	Contact Tip 2"	225	TFX-3	Flexible Barrel	277
T-030	Tip .030"	217	T14050-2-7/64	Contact Tip 2"	225	TFX3-12SP	Flexible Barrel Extreme Heat	277
T-035	Tip .035"	217	T14050-3/32	Contact Tip	225,230,237	TFX3-18SP	Flexible Barrel Extreme Heat	277
T-045	Tip .045"	217	T14050-3-035	Contact Tip 3"	225	TFX3-24SP	Flexible Barrel Extreme Heat	277
T-052	Tip .052"	217	T14050-3-045	Contact Tip 3"	225	TFX-3HD	HD Flexible Barrel	49,51
T-062	Tip 1/16" (.062")	217	T14050-3-052	Contact Tip 3"	225	TFX3HD-12SP	Flexible Barrel Extreme Heat	51
T-078	Tip 5/64" (.078")	217	T14050-3-068	Contact Tip 3"	225	TFX3HD-18SP	Flexible Barrel Extreme Heat	51
T10570	Screw	109,236	T14050-3-1/16	Contact Tip 3"	225	TFX3HD-24SP	Flexible Barrel Extreme Heat	51
T10574	Ferrule	112,236	T14050-3-1/8	Contact Tip 3"	225	TFX-4	Flexible Barrel	59,62,277
T10575	Flux Cone	112,227,236-237	T14050-3-3/32	Contact Tip 3"	225	TFX4-12SP	Flexible Barrel Extreme Heat	62,277
T10575-875	Nozzle	227,237	T14050-3-5/64	Contact Tip 3"	225	TFX4-18SP	Flexible Barrel Extreme Heat	62,277
T10575XL	Nozzle	224,227,237	T14050-3-7/64	Contact Tip 3"	225	TFX41HD-12SP	Flexible Barrel Extreme Heat	57
T10812-122	Potentiometer	243	T14050-5/64	Contact Tip	225,230,237	TFX41HD-18SP	Flexible Barrel Extreme Heat	57
T10812-40	Potentiometer	243	T14050-7/64	Contact Tip	225,237	TFX41HD-24SP	Flexible Barrel Extreme Heat	57
T12011-045	Contact Tip	224	T14157-068	Contact Tip	225,232	TFX-41HDS	Flexible Barrel Extreme Heat	55,57
T12011-068	Contact Tip	224	T14157-072	Contact Tip	109,225,232	TFX4-24SP	Flexible Barrel Extreme Heat	62,277
T12011-1/16	Contact Tip	224	T14157-1/16	Contact Tip	109,225,232	TFX-42HD	Flexible Barrel Extreme Heat	73,75
T12011-3/32	Contact Tip	224	T14157-1/8	Contact Tip	109,225,232	TFX42HD-12SP	Flexible Barrel Extreme Heat	73,75
T12011-5/64	Contact Tip	224	T14157-120	Contact Tip	109,225,232	TFX42HD-18SP	Flexible Barrel Extreme Heat	73,75
T12011-7/64	Contact Tip	224	T14157-3/32	Contact Tip	109,225,232	TFX42HD-24SP	Flexible Barrel Extreme Heat	73,75
T12025	Use 16-151	.	T14157-5/64	Contact Tip	109,225,232	TFX4-8SP	Flexible Barrel Extreme Heat	62
T12027	Spatter Shield	230,232	T14166-9	Stud Assy	243	TFX-4B	Flexible Barrel	217
T12084	Stud Assy 2 3/4"	243	T14242	Brush	243	TFX-4EX	Extension	63
T12236-045	Contact Tip	224	T14438	Brush	243	TFX4EX-12SP	Flexible Barrel Extreme Heat	63
T12236-068	Contact Tip	224	T14984	Screw	230,232	TFX4EX-18SP	Flexible Barrel Extreme Heat	63
T12236-072	Contact Tip	224	T15134	Spacer	241	TFX4EX-24SP	Flexible Barrel Extreme Heat	63
T12236-1/16	Contact Tip	224	T2687	Voltmeter	242	TFX-4HD	HD Flexible Barrel	69,71,81,83
T12236-1/8	Contact Tip	224	T344	Brush	243	TFX4HD-12SP	Flexible Barrel Extreme Heat	71,83
T12236-120	Contact Tip	224	T6085	Brush	243	TFX4HD-18SP	Flexible Barrel Extreme Heat	71,83
T12236-3/32	Contact Tip	224	T6968	Brush	243	TFX4HD-24SP	Flexible Barrel Extreme Heat	71,83
T12236-5/64	Contact Tip	224	T7554	Brush	243	TFX-62FC	Flexible Barrel Extreme Heat	45,47
T12236-7/64	Contact Tip	224	T9078-1	Screw	112,236	TFX62FC-12SP	Flexible Barrel Extreme Heat	47
T12313	Thread Protector	227,230	T9570	Use T14242	.	TFX62FC-18SP	Flexible Barrel Extreme Heat	47
T12315	Nozzle	227,230	T9967-10	Roll Pin	236	TFX62FC-24SP	Flexible Barrel Extreme Heat	47
T12507-.045	Use KP2092-1	.	T9967-30	Roll Pin	236	TFX-64FC	Flexible Barrel Extreme Heat	65,67
			TAK-1	Adapter Assy	97	TFX64FC-12SP	Flexible Barrel Extreme Heat	67
			TAK-180	Conversion Kit	39	TFX64FC-18SP	Flexible Barrel Extreme Heat	67
						TFX64FC-24SP	Flexible Barrel Extreme Heat	67


PROFAX PRODUCT INDEX								
PART NO.	DESCRIPTION	PAGE NO.	PART NO.	DESCRIPTION	PAGE NO.	PART NO.	DESCRIPTION	PAGE NO.
TFX-67FC	Flexible Barrel	77,79	WM-66-4-MTC	Motorized Travel Car	210	X400-3545-15	MIG Gun EURO	84
TFX67FC-12SP	Flexible Barrel	79	WM-SA	Sub Arc Mount	210	X400-3545-20	MIG Gun EURO	84
TFX67FC-18SP	Flexible Barrel	79	WM-SA-NA3	Sub Arc Mount	210	X400-3545-25	MIG Gun EURO	84
TFX67FC-24SP	Flexible Barrel	79	WO-1S	Straight Line Osc. w/Control	214	X400-564-10	MIG Gun EURO	84
TLAK-1	Adapter Kit	97	WO-1V	Angle Osc. w/Control	214	X400-564-12	MIG Gun EURO	84
TLAK-351	Adapter Kit	97	WP-1000	Welding Positioner	201,204-205	X400-564-15	MIG Gun EURO	84
TLAK-352	Outlet Guide	97	WP-10000-4	Welding Positioner	203-205	X400-564-20	MIG Gun EURO	84
TLAK7-35	Adapter Kit w/ Solenoid	96	WP-1000-2	Welding Positioner	201	X400-564-25	MIG Gun EURO	84
TLAK7-353-S	Gas Solenoid	97	WP-2000	Welding Positioner	204-205	X-52	Adapter	275,277
TLAK7-35-LS	Adapter Kit wo/Solenoid	96	WP-2000-2	Welding Positioner	202	X-54	Adapter	275,277
TM-1303T	Purge Tape Core	173	WP-2000-4	Welding Positioner	202	X-56	Adapter	275,277
TM-2303T	Purge Tape Core	173	WP-250	Welding Positioner	200,204-205	XR-OSCILLATOR	Oscillator/Base Assembly	215
TM35-15165R	LW Purge Paper Roll	173	WP-250-2	Welding Positioner	200	XRS-KIT	Oscillator/Slide Mounting Kit	215
TM35-1722S	LW Paper Sheets	173	WP-500	Welding Positioner	201,204-205	XRS-OSCILLATOR	Oscillator/Slide Assembly	215
TM35-811S	LW Paper Sheets	173	WP-500-2	Welding Positioner	201	Z0500F0	Use 08106	.
TM35-814S	LW Paper Sheets	173	WP-6000	Welding Positioner	202,204-205			
TM35-9165R	LW Purge Paper Roll	173	WP-6000-4	Welding Positioner	202			
TM40-20165R	LW Purge Paper Roll	173	WPC-11	Chuck	200			
TM60-15165R	HW Paper Roll	173	WPC-12	Chuck	204-205			
TM60-1522S	HW Paper Sheets	173	WPC-16	Chuck	204-205			
TM60-31165R	HW Purge Paper Roll	173	WPC-20	Chuck	204-205			
TMSAK-35	Adapter Kit	96	WPC-25	Chuck	204-205			
TMSAK-352	Outlet Guide	97	WPC-6	Chuck	204-205			
TR-10000	Turning Roll Set	205,207	WPG-22	Gripper 22"	204-205			
TR-10000-2	Turning Roll Set	207	WPG-26	Gripper 26"	204-205			
TR-120000	Turning Roll Set	208	WPG-34	Gripper 34"	204-205			
TR-2000	Turning Rolls	205-206	WPG-64	Gripper 64"	204-205			
TR-20000	Turning Roll Set	205,207	WRS-140	Rotational Slide 154 lb. Cap.	211			
TR-20000-2	Turning Roll Set	207	WRS-20	Rotational Slide 7 lb. Cap.	211			
TR-2000-2	Turning Rolls	206	WRS-90	Rotational Slide 88 lb. Cap.	211			
TR-240000	Turning Roll Set	208	WS-LN10	Wire Straightener	197			
TR-40000	Turning Roll Set	205,207	WS-LN7	Wire Straightener	197			
TR-5000	Turning Roll	205-206	WS-LN7GMA	Wire Straightener	197			
TR-5000-2	Turning Roll	206	WS-LN89	Wire Straightener	197			
TR-60000	Turning Roll Set	205,208	WS-LN9GMA	Wire Straightener	197			
TRF-4	Flexible Barrel	269	WS-LSA	Wire Straightener	197,237			
TRK-1	Repair Kit	154	WS-LSA-HD	H.D. Wire Straightener	197			
TRK-2	Repair Kit	154	WS-LSAQ	Wire Straightener	197,237			
TT-030	Tip Tapered .030"	217	WS-LSAQ-HD	H.D. Wire Straightener	197			
TT-035	Tip Tapered .035"	217	WS-M	Wire Straightener	197			
TT-045	Tip Tapered .045"	217	WS-M-67	Wire Straightener	197			
TT-052	Tip Tapered .052"	217	WS-MR	Wire Straightener	197			
TTC-150	TIG Torch Connector	128,132,151	WS-MRQ	Wire Straightener	197			
TTC-150D	TIG Torch Connector	151	WTS-44	Adjustable Torch Stand	209			
TTC-200	TIG Torch Connector	142,151	X1260-10	Self-Shield Gun	104			
TTC-200D	TIG Torch Connector	151	X1260-15	Self-Shield Gun	104			
TW14100R	Hose	176	X180-23-10	MIG Gun EURO	38			
TW14100T	Hose	176	X180-23-12	MIG Gun EURO	38			
TW1425R	Hose	176	X180-23-15	MIG Gun EURO	38			
TW1425T	Hose	176	X180-3035-10	MIG Gun EURO	38			
TW1450R	Hose	176	X180-3035-12	MIG Gun EURO	38			
TW1450T	Hose	176	X180-3035-15	MIG Gun EURO	38			
TW14R	Hose	176	X180-4045-10	MIG Gun EURO	38			
TW14T	Hose	176	X180-4045-12	MIG Gun EURO	38			
TW38100T	Hose	176	X180-4045-15	MIG Gun EURO	38			
TW3825T	Hose	176	X250-052-10	MIG Gun EURO	52			
TW3850T	Hose	176	X250-052-12	MIG Gun EURO	52			
VFC-250	Foot Control	205	X250-052-15	MIG Gun EURO	52			
VS-1	Valve Stem	143,150	X250-3035-10	MIG Gun EURO	52			
VS-2	Valve Stem	129,133,135,	X250-3035-12	MIG Gun EURO	52			
		137,139,150	X250-3035-15	MIG Gun EURO	52			
WBCG	Bridge Cam Gauge	173	X250-3035-20	MIG Gun EURO	52			
WC-3	Screw	73	X250-3035-25	MIG Gun EURO	52			
WCS-1212M	Motorized Welding Cross Slides	213	X250-4045-10	MIG Gun EURO	52			
WCS-2	Single Adjustment Slide	212	X250-4045-12	MIG Gun EURO	52			
WCS-222	3-Way Adjustment Slide	209,212	X250-4045-15	MIG Gun EURO	52			
WCS-222-5	LRG Vblock Torch Mount	211-212,	X250-4045-20	MIG Gun EURO	52			
		214	X250-4045-25	MIG Gun EURO	52			
WCS-44M	Motorized Welding Cross Slides	213	X400-052-10	MIG Gun EURO	84			
WCS-66AL	Compound Slide	212	X400-052-12	MIG Gun EURO	84			
WCS-6AL	Welding Slide	212	X400-052-15	MIG Gun EURO	84			
WCS-8	8" Slide /200lb.	212	X400-052-20	MIG Gun EURO	84			
WCS-88	8"X8" Slide /200lb.	212	X400-052-25	MIG Gun EURO	84			
WCS-88M	8"X8" Motorized Slide /200lb.	213	X400-116-10	MIG Gun EURO	84			
WFG	Gauge	39,63,81,173	X400-116-12	MIG Gun EURO	84			
WHLG	Hi-Lo Gauge English	173	X400-116-15	MIG Gun EURO	84			
WHLG-M	Hi-Lo Gauge Metric	173	X400-116-20	MIG Gun EURO	84			
WM-1010-4	Welding Manipulator	210	X400-116-25	MIG Gun EURO	84			
WM-44	Manipulator	209	X400-3545-10	MIG Gun EURO	84			
WM-66-4	Manipulator	210	X400-3545-12	MIG Gun EURO	84			



Jackson, MO U.S.A.

**Quality Welding Accessories
Since 1948!**

1. Corporate Offices
2. Shipping
3. Manufacturing
4. Finished Inventory
5. Plastics Molding
6. Foundry
7. Automotive Products
& Chipping Hammers



**PROFAX/LENCO
products are
sold only
through
Welding
Supply
Distributors**

www.profax-lenco.com



Pearland, TX U.S.A.

1. Corporate Headquarters
2. Shipping/Finished Inventory
3. Product Assembly/Inventory
4. Sales/Purchasing Offices
5. Inventory/Receiving
6. Engineering/Production Offices
7. Second Operations
8. Machine Shop
9. Raw Materials
10. Machine Shop
11. Warehouse
12. Weld Lab/Demo Room
13. Positioning Equipment/Power Source Inventory
14. Assembly



**Quality Products
for Welding
Since 1969!**

Alice St

PROFAX/LENCO

products are

sold only



through

Welding

Supply

Distributors

www.profax-lenco.com



PROFAX®



PROFAX/LENCO products are sold only through Welding Supply Distributors

www.profax-lenco.com

Printed in China